

**2023 ANNUAL GROUNDWATER MONITORING
AND CORRECTIVE ACTION REPORT
ASH PONDS A AND B
WINYAH GENERATING STATION**

**by Santee Cooper
Moncks Corner, South Carolina**

January 31, 2024

Table of Contents	Page
1. Annual Groundwater Monitoring Report Summary	1
2. 40 CFR §257.90 Applicability	1
2.1 40 CFR § 257.90(a) and (c)	1
2.2 40 CFR § 257.90(e) – Summary	2
2.2.1 Status of the Groundwater Monitoring and Corrective Action Program	2
2.2.2 Key Actions Completed	3
2.2.3 Problems Encountered	4
2.2.4 Actions to Resolve Problems	5
2.2.5 Project Key Activities for Upcoming Year	6
2.3 40 CFR § 257.90(e) – Information	6
2.3.1 40 CFR § 257.90(e)(1)	6
2.3.2 40 CFR § 257.90(e)(2)	7
2.3.3 40 CFR § 257.90(e)(3)	7
2.3.4 40 CFR § 257.90(e)(4)	8
2.3.5 40 CFR § 257.90(e)(5)	9

Table No.	Title
1	Summary of Analytical Results
2	2023 Synoptic Water Levels for Groundwater Monitoring Wells

Figure No.	Title
1	Location of Ash Pond A & B Groundwater Monitoring Wells for CCR Compliance
2	Potentiometric Map February 2023
3	Potentiometric Map May 2023
4	Potentiometric Map June 2023
5	Potentiometric Map November 2023

Appendix A – Statistical Analyses

Appendix B – Laboratory Analytical Results

1. Annual Groundwater Monitoring Report Summary

The South Carolina Public Service Authority (Santee Cooper) has prepared this 2023 Annual Groundwater Monitoring Corrective Action Report for the Ash Ponds A and B at the Winyah Generating Station (WGS). This 2023 Annual Report was prepared to comply with the United States Environmental Protection Agency (EPA) Hazardous and Solid Waste Management System; Disposal of Coal Combustion Residuals (CCR) from Electric Utilities, Title 40 Code of Federal Regulations (CFR) Part 257, Subpart D dated April 17, 2015, (CCR Rule), specifically subsection § 257.90(e)(1) through (6).

WGS Ash Ponds A and B are two CCR units within the same hydrogeologic system essentially located on an island surrounded by a permitted industrial cooling pond and an intake and discharge canal system. Accordingly, both CCR units are being addressed together in this Annual Report even though they are monitored individually. In accordance with § 257.90(e)(6), an overview of the current status of groundwater monitoring and corrective action programs for the CCR units is provided below:

At the start of the current annual reporting period (January 1, 2023), Ash Ponds A and B continued to operate under the corrective action monitoring program in accordance with § 257.98. For the February-March 2023 semi-annual monitoring event, statistically significant levels (SSLs) above the groundwater protection standard (GWPS) for arsenic were identified in the Ash Pond A monitoring wells WAP-9, WAP-17, WAP-18, and WAP-19; and for lithium in monitoring wells WAP-17, WAP-18, and WAP-19. For the June-July 2023 semi-annual monitoring event, SSLs above the GWPS for arsenic were identified in monitoring wells WAP-9, WAP-17, WAP-18, and WAP-19; and for lithium in monitoring wells WAP-9, WAP-17, WAP-18, and WAP-19. For Ash Pond B, arsenic was the sole Appendix IV constituent identified at SSLs above the GWPS for WAP-27 for both semi-annual sampling events.

An assessment of corrective measures and an evaluation of the nature and extent of contamination was initiated per §257.95(g)(3) on April 15, 2019, and completed on September 11, 2019. A public meeting was held on December 10, 2019, to discuss six remedial alternatives per § 257.96. A remedy was selected pursuant to § 257.97 and the remedy selection report was completed on March 31, 2022. Remedial activities were initiated in 2022 and are ongoing. At the end of the current annual reporting period (December 31, 2023), implementation of the selected remedy under the corrective action monitoring program continues for Ash Ponds A and B.

To report on the activities conducted during the prior calendar year and document progress complying with the CCR Rule, the specific requirements listed in § 257.90(e)(1) through (5) are provided in the next section in bold/italic type followed by a short narrative stating how that specific requirement was met.

2. 40 CFR § 257.90 Applicability

2.1 40 CFR § 257.90(a) and (c)

All CCR landfills, CCR surface impoundments, and lateral expansions of CCR units are subject to the groundwater monitoring and corrective action requirements under § 257.90 through § 257.98.

Once a groundwater monitoring system and groundwater monitoring program has been established at the CCR unit as required by this subpart, the owner or operator must conduct

groundwater monitoring and, if necessary, corrective action through the active life and post-closure care period of the CCR unit.

Ash Ponds A and B at WGS are existing surface impoundments which are no longer receiving CCR or non CCR waste streams and are undergoing closure by removal. They are subject to the groundwater monitoring and corrective action requirements set forth by the EPA in 40 CFR § 257.90 through § 257.98. This document satisfies the requirement under § 257.90(e) which requires the CCR Unit Owner/Operator to prepare an Annual Groundwater Monitoring and Corrective Action Report.

2.2 40 CFR § 257.90(e) - SUMMARY

Annual groundwater monitoring and corrective action report. For existing CCR landfills and existing CCR surface impoundments, no later than January 31, 2018, and annually thereafter, the owner or operator must prepare an annual groundwater monitoring and corrective action report. For the preceding calendar year, the annual report must document the status of the groundwater monitoring and corrective action program for the CCR unit, summarize key actions completed, describe any problems encountered, discuss actions to resolve the problems, and project key activities for the upcoming year. For purposes of this section, the owner or operator has prepared the annual report when the report is placed in the facility's operating record as required by § 257.105(h)(1).

This Annual Report documents the activities completed in 2023 for WGS Ash Ponds A and B as required by the subject regulations. Groundwater sampling and analysis was conducted per the requirements of § 257.93, and the status of the groundwater monitoring program, set forth in § 257.95 and § 257.98, is provided in this report.

2.2.1 Status of the Groundwater Monitoring and Corrective Action Program

As required by § 257.93(h)(2), the statistical evaluation of the detected Appendix IV constituents identified SSLs exceeding GWPS, specifically arsenic, lithium, and molybdenum at both Ash Pond A and Ash Pond B. Therefore, an assessment of corrective measures and an evaluation of the nature & extent of contamination was initiated per §257.95(g)(3). Additional groundwater sampling during the nature & extent evaluation showed that the SSLs did not extend north and east of the Industrial Cooling Pond. An Assessment of Corrective Measures report (ACM) was completed on September 11, 2019, and is available on the publicly available CCR website. A public meeting was held on December 10, 2019, to discuss the six alternatives presented in the ACM for a remedy per § 257.96(e).

In March 2022, the remedy was selected; therefore, the groundwater monitoring program transitioned from assessment to corrective action monitoring. Consistent with previous results, arsenic and lithium continue to be the only Appendix IV constituents present in groundwater at SSLs above the GWPS at Ash Ponds A and B. Of note, molybdenum, which was detected above the GWPS during prior sampling events, was not detected at an SSL in 2023 in either Ash Pond A or B. Similarly, lithium which was detected above the GWPS during prior sampling events, was not detected at an SSL in 2023 in Ash Pond B.

The selected remedial alternative is closure by removal (CBR) of CCR and a scientifically determined layer of subsurface soil followed by monitored natural attenuation (MNA). The removed CCR was either beneficially used or disposed of in the on-site Class 3 landfills. This remedy eliminates the source through removal thereby meeting the source control requirement stated in the CCR Rule. Over time, removing the source material allows concentrations of these constituents in downgradient groundwater to attenuate.

The second component of the selected remedy will be to address the presence of arsenic, lithium, and molybdenum in the groundwater above the GWPSs. To address the limited and local CCR impacts, groundwater is being addressed through MNA, which is a viable remedial technology recognized by state and federal regulators that is applicable to inorganic compounds in groundwater. MNA occurs due to naturally occurring processes within the aquifer following source control or removal. MNA, in combination with source removal, is intended to reduce concentrations of arsenic, lithium, and molybdenum in groundwater at the Ash Pond A & B boundary, thereby attaining the groundwater protection standard.

The development of the corrective action groundwater monitoring program for MNA was completed by reevaluating the current groundwater sampling plan. This evaluation concluded that the assessment monitoring protocol currently being implemented was sufficient to meet the needs of the corrective action groundwater monitoring program at this time while source removal continues, which is consistent with § 257.98(a)(1)(i) and thus will continue to be implemented during the regularly scheduled semi-annual groundwater monitoring events. It is anticipated that the corrective action groundwater monitoring program will be reevaluated once source removal is complete in 2026 to ensure ongoing adequacy. During this interim period when source removal is ongoing, additional parameters for geochemical interpretation are being analyzed to gain a better understanding of changes in groundwater chemistry given site changes induced by closure by removal activities.

2.2.2 Key Actions Completed

The following key actions were completed in 2023:

- Prepared 2022 Annual Report including:
 - The Annual Report was placed in the facility's operating record pursuant to § 257.105(h)(1);
 - Pursuant to § 257.106(h)(1), the notification was sent to the relevant State Director within 30 days of the Annual Report being placed in the facility's operating record [§ 257.106(d)];
 - Pursuant to § 257.107(h)(1), the Annual Report was posted to the CCR Website within 30 days of the Annual Report being placed in the facility's operating record [§ 257.107(d)];
- Collected and analyzed two (2) rounds of groundwater samples (February-March and June-July) in accordance with § 257.95(b) and § 257.95(d)(1) and recorded the concentrations in the facility's operating record as required by § 257.95(d)(1). Groundwater monitoring results are summarized in Table 1 and laboratory analytical reports are provided in Appendix B.
- Completed statistical evaluation to determine statistically significant exceedances of GWPS for Appendix IV in accordance with § 257.93(h)(2) (Appendix A).
- Ongoing characterization of nature and extent [§ 257.95(g)(1)] including collecting additional geochemical parameters to monitor remedy implementation and performance.
- Improved the potentiometric surface characterization of the uppermost aquifer given changing site conditions by increasing the sitewide synoptic water level measurements from two (2) to four (4) times per year (on an approximately quarterly basis and in conjunction with the semi-annual groundwater monitoring events) to further evaluate temporal changes.
- Evaluated turbidity, oxidation-reduction potential, and well screen submersion trends in sitewide wells and identified wells to be redeveloped by a certified well driller to remove buildup of sediment fines and suspected biofouling on the well screens. A submersible camera

was used to investigate wells with unsubmerged screens prior to redevelopment. Camera investigation and well redevelopment were completed in November 2023. Success of redevelopment will be monitored during 2024 sampling events.

- Both the Sampling and Analysis Plan and the Groundwater Monitoring Plan for Winyah Generating Station were updated to reflect changes in site conditions and procedures on August 18th, 2023, and October 2nd, 2023, respectively.

2.2.3 Problems Encountered

No problems were encountered.

2.2.4 Actions to Resolve Problems

Not applicable.

2.2.5 Project Key Activities for Upcoming Year

Key activities to be completed in 2024 include the following:

- Prepare the 2023 annual report; place it in the record as required by § 257.105(h)(1), notify the Relevant State Director [§ 257.106(d)]; and post to the facility's publicly available website [§ 257.107(d)].
- Conduct semi-annual groundwater monitoring consistent with § 257.98(a)(1) and § 257.95(d)(1).
- Conduct statistical analysis of Corrective Action Monitoring analytical data to determine if SSLs of the detected Appendix IV constituents are present above GWPS.
- Continue ongoing characterization of nature and extent [§ 257.95(g)(1)]. This includes delineating a new vertical detection of arsenic in nature and extent well WAP-23 to investigate analytical results from 2023 showing the presence of arsenic above the GWPS.
- Continue field implementation of the remedy including any associated additional groundwater monitoring activities such as additional geochemical analysis, as appropriate.
- Continue improving the potentiometric surface characterization of the uppermost aquifer given changing site conditions by expanding the number of locations for collecting surface water elevations from unlined ponds.

2.3 40 CFR § 257.90(e) - INFORMATION

At a minimum, the annual groundwater monitoring and corrective action report must contain the following information, to the extent available:

2.3.1 40 CFR § 257.90(e)(1)

A map, aerial image, or diagram showing the CCR unit and all background (or upgradient) and downgradient monitoring wells, to include the well identification numbers, that are part of the groundwater monitoring program for the CCR unit;

As required by § 257.90(e)(1), a map showing the location of the CCR units and associated upgradient and downgradient monitoring wells for Ash Ponds A and B are presented as Figure 1.

2.3.2 40 CFR § 257.90(e)(2)

Identification of any monitoring wells that were installed or decommissioned during the preceding year, along with a narrative description of why those actions were taken;

No monitoring wells associated with the monitoring network for Ash Ponds A and B were installed or decommissioned in 2023.

2.3.3 40 CFR § 257.90(e)(3)

In addition to all the monitoring data obtained under § 257.90 through § 257.98, a summary including the number of groundwater samples that were collected for analysis for each background and downgradient well, the dates the samples were collected, and whether the sample was required by the detection monitoring or assessment monitoring programs;

In accordance with § 257.95(b) and § 257.95(d)(1), two (2) independent samples from each background and downgradient monitoring well were collected and analyzed. A summary table including the sample names, dates of sample collection, reason for sample collection, and monitoring data obtained for the groundwater monitoring program for Ash Ponds A and B is presented in Table 1 of this report. In addition, and in accordance with § 257.95(d)(3), Table 1 includes the groundwater protection standards established under § 257.95(d)(2). Laboratory analytical results, along with field sampling forms, are also provided as Appendix B.

2.3.4 40 CFR § 257.90(e)(4)

A narrative discussion of any transition between monitoring programs (e.g., the date and circumstances for transitioning from detection monitoring to assessment monitoring in addition to identifying the constituent(s) detected at a statistically significant increase over background levels); and

The groundwater monitoring program transitioned from an Assessment Monitoring program to the Corrective Action Monitoring program in 2022. A summary of the evolution of the monitoring programs is provided in this section.

As required by § 257.93(h) a statistical analysis of the Appendix III constituents was completed by January 15, 2018. Baseline analytical data collected from background monitoring wells WBW-1 and WAP-1 were combined to develop Upper Tolerance Limits (UTLs). The UTLs for each Appendix III constituent were compared to the analytical results for the downgradient monitoring wells WAP-9, WAP-10, WAP-17, WAP-18, and WAP-19. Constituents with analytical results exceeding the UTLs were identified as SSIs over background for the respective Appendix III constituent. This statistical analysis determined that statistically significant increases of boron, calcium, chloride, fluoride, pH, sulfate, total and dissolved solids were present downgradient of Ash Ponds A and B. An evaluation of alternate sources was initiated and completed on April 13, 2018, as provided in § 257.94(e)(2). A source causing the SSI over background levels other than the CCR unit was not identified at that time and an Assessment Monitoring program was initiated on July 16, 2018.

The Assessment Monitoring program has been established to meet the requirements of § 257.95. As required by § 257.93(h)(2), the statistical evaluation of the detected Appendix IV constituents determined a statistically significant exceedance of groundwater protection standards, specifically for arsenic, lithium, and molybdenum at Ash Ponds A & B. Therefore, per § 257.95(g)(3), an assessment of corrective measures and an evaluation of the nature and extent of contamination was initiated on April

15, 2019. The ACM report was created considering the presence and distribution of arsenic, lithium, and molybdenum, Ash Ponds A and B's configuration and operational history, hydrogeologic setting, and the results of the evaluation of the nature and extent of contamination available at the time of the ACM.

In March 2022, the remedy was selected; therefore, the groundwater monitoring program transitioned from assessment to corrective action monitoring. Development of the corrective action groundwater monitoring program for closure by removal followed by MNA (a component of the selected remedy) was completed by reevaluating the current groundwater sampling plan. This evaluation concluded that the assessment monitoring protocol currently being implemented was sufficient to meet the needs of the corrective action groundwater monitoring program at this time, which is consistent with § 257.98(a)(1)(i) and thus will continue to be implemented during the regularly scheduled semi-annual groundwater monitoring events. The corrective action groundwater monitoring program will be reevaluated around the time that source removal is complete in 2025 and site conditions stabilize to ensure ongoing adequacy. During this interim period when source removal is ongoing, additional parameters for geochemical interpretation are being analyzed to gain a better understanding of changes in groundwater chemistry given site changes induced by closure by removal activities.

For the February-March 2023 semi-annual monitoring event, statistically significant levels (SSLs) above the groundwater protection standard (GWPS) for arsenic were identified in monitoring wells WAP-9, WAP-17, WAP-18, and WAP-19 for Ash Pond A; and WAP-27 for Ash Pond B; and for lithium in monitoring wells WAP-17, WAP-18, and WAP-19 for Ash Pond A. For the June-July 2023 semi-annual monitoring event, SSLs above the GWPS for arsenic were identified in monitoring wells WAP-9, WAP-17, WAP-18, and WAP-19 for Ash Pond A; and WAP-27 for Ash Pond B; and for lithium in monitoring wells WAP-9, WAP-17, WAP-18, and WAP-19 for Ash Pond B. These are generally consistent with previous results.

2.3.5 40 CFR § 257.90(e)(5)

Other information required to be included in the annual report as specified in § 257.90 through § 257.98.

This Annual Report documents activities conducted to comply with Sections § 257.90 through § 257.98 of the Rule.

Groundwater flow rate and direction are provided as Figures 2, 3, 4, and 5 for each synoptic water level event as specified in § 257.93(c).

As the number of groundwater monitoring wells and associated samples have increased considerably across the site since the promulgation of the CCR Rule in 2015, turnaround times for labs have increased compared to historical expectations. Average turnaround times were approximately 60 days in 2023. Additionally, expansion of the groundwater monitoring networks (i.e., wells and samples) has contributed to a significant increase in data volume and complexity.

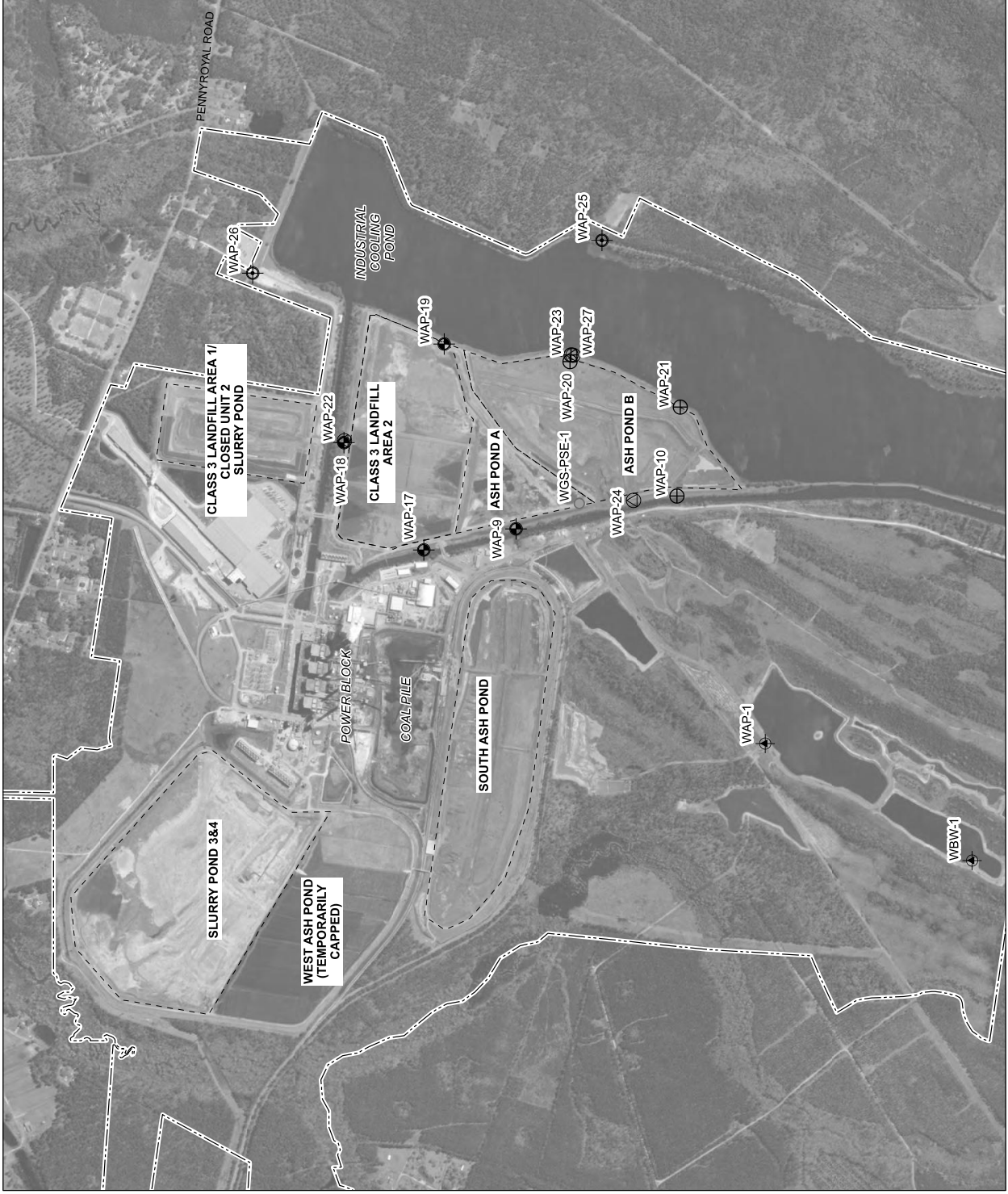
TABLES

Table 2
Winyah Generating Station
2023 Synoptic Water Levels for Groundwater Monitoring Wells

Well Name	Top of Casing Elevation (ft msl) ²	1st Event - 2/13/2023		2nd Event - 5/8/2023		3rd Event - 7/19/2023		4th Event - 11/14/2023	
		Depth to Groundwater (ft btoc) ²	Groundwater Elevation (ft msl) ²	Depth to Groundwater (ft btoc) ²	Groundwater Elevation (ft msl) ²	Depth to Groundwater (ft btoc) ²	Groundwater Elevation (ft msl) ²	Depth to Groundwater (ft btoc) ²	Groundwater Elevation (ft msl) ²
WBW-1	31.97	9.04	22.93	9.54	22.43	9.15	22.82	8.70	23.27
PZ-1	31.25	8.25	23.00	9.78	21.47	9.31	21.94	9.30	21.95
WAP-1	29.44	6.31	23.13	7.35	22.09	6.92	22.52	6.60	22.84
WAP-2	23.69	8.49	15.20	9.15	14.54	9.96	13.73	9.45	14.24
WAP-3	14.56	6.56	8.00	8.34	6.22	8.09	6.47	8.85	10.58
WAP-4	20.34	5.37	14.97	8.13	12.21	6.44	13.90	8.20	12.14
WAP-5 ¹	26.25	7.97	18.28	8.90	17.35	8.84	17.41	9.65	16.60
WAP-6 ¹	30.98	8.82	22.16	9.61	21.37	9.35	21.63	9.00	21.98
WAP-7	29.94	8.47	21.47	10.25	19.69	9.63	20.31	10.40	19.54
WAP-8 ¹	30.38	10.20	20.18	11.45	18.93	11.08	19.30	11.55	18.83
WAP-9	28.04	9.55	18.49	10.42	17.62	10.23	17.81	10.85	17.19
WAP-10	26.11	5.27	20.84	6.32	19.79	6.17	19.94	6.85	19.26
WAP-11 ¹	9.55	3.86	5.69	5.51	4.04	5.29	4.26	5.45	4.10
WAP-12	30.84	8.08	22.76	9.92	20.92	10.08	20.76	10.75	20.09
WAP-13	21.97	6.58	15.39	7.47	14.50	7.55	14.42	10.00	11.97
WAP-14	14.69	3.76	10.93	5.33	9.36	4.09	10.60	4.90	9.79
WAP-14A	13.95	2.19	11.76	3.78	10.17	2.89	11.06	3.75	10.20
WAP-14B	9.23	3.92	5.31	5.60	3.63	5.19	4.04	5.40	3.83
WAP-14C	13.88	7.12	6.76	10.62	3.26	9.35	4.53	10.50	3.38
WAP-15	20.41	5.52	14.89	7.42	12.99	6.35	14.06	7.60	12.81
WAP-16	25.08	6.89	18.19	7.94	17.14	9.49	15.59	10.50	14.58
WAP-17	26.88	6.88	20.00	6.80	20.08	6.77	20.11	7.65	19.23
WAP-18	31.04	10.23	20.81	11.34	19.70	11.09	19.95	11.25	19.79
WAP-19	43.39	22.27	21.12	23.51	19.88	23.13	20.26	23.02	20.37
WAP-20 ⁴	43.08	22.75	20.33	22.53	20.55	22.51	20.57	-	-
WAP-21	43.06	22.85	20.21	24.28	18.78	24.43	18.63	24.27	18.79
WAP-22	30.48	9.61	20.87	12.08	18.40	10.37	20.11	10.75	19.57
WAP-23	43.23	22.78	20.45	24.71	18.52	24.01	19.22	24.33	18.90
WAP-24	28.77	8.24	20.53	9.02	19.75	8.91	19.86	9.45	19.32
WAP-25	27.10	8.02	19.08	8.94	18.16	8.73	18.37	8.90	18.20
WAP-26	27.56	8.03	19.53	9.31	18.25	8.87	18.69	9.40	18.16
WAP-27	43.25	22.40	20.85	24.24	19.01	23.66	19.59	23.77	19.41
WAP-28	23.09	10.19	12.90	10.83	12.26	10.98	12.11	11.35	11.74
WAP-29	12.34	5.30	7.04	7.65	4.69	7.11	5.23	7.95	4.39
WBW-A1-1	28.14	5.59	22.55	7.47	20.67	6.61	21.53	7.00	21.14
WLF-A1-1	41.35	16.85	24.50	18.64	22.71	17.51	23.84	17.90	23.45
WLF-A1-2	29.21	5.98	23.23	7.81	21.40	7.38	21.83	7.60	21.61
WLF-A1-3	28.31	5.16	23.15	7.46	20.85	7.00	21.31	7.25	21.06
WLF-A1-4	28.24	4.81	23.43	7.20	21.04	6.72	21.52	7.05	21.19
WLF-A1-5	37.64	14.91	22.73	15.04	22.60	14.57	23.07	16.35	21.29
WLF-A2-1	30.04	8.91	21.13	10.40	19.64	10.14	19.90	10.40	19.64
WLF-A2-2	27.56	6.48	21.08	8.06	19.50	7.66	19.90	10.05	17.51
WLF-A2-6	35.14	14.34	20.80	15.17	19.97	14.94	20.20	15.80	19.34
WGS-PSE-1 ³	-	-	22.55	-	21.22	-	21.43	-	21.87
WGS-PSE-2 ³	-	-	33.01	-	32.74	-	32.71	-	32.76
WGS-PSE-3 ³	-	-	20.54	-	19.11	-	17.93	-	18.19
WGS-PSE-4 ³	-	-	17.22	-	17.38	-	15.84	-	16.69
WGS-PSE-5 ³	-	-	20.09	-	19.35	-	19.27	-	19.23
WGS-PSE-6 ³	-	-	16.52	-	15.29	-	NA	-	15.21

- Notes:
1. Additional groundwater monitoring wells used for development of potentiometric maps. These wells monitor groundwater constituent concentration under the SC DHEC Industrial Wastewater Permit #SC0022471 and are not used for CCR constituent concentrations.
 2. Depth to Groundwater is measured below the top of the casing (btoc) to the water surface. The Top of Casing Elevation and GW Elevation are shown relative to mean sea level (msl).
 3. Pond surface elevations (PSE) were collected to aid in the potentiometric surface interpretation. No surface water present at PSE-6 during 3rd event, so unable to collect surface water elevation.
 4. Unable to collect groundwater data during November event due to the monitoring well going dry.

FIGURES



LEGEND

- ⊕ BACKGROUND WELL
- ⊕ ASH POND A MONITORING WELL
- ⊕ ASH POND B MONITORING WELL
- ⊕ ASH PONDS A&B NATURE & EXTENT WELL
- ⊕ PROPERTY BOUNDARY WELL
- PROPERTY BOUNDARY
- CCR UNIT BOUNDARY
- PROPERTY BOUNDARY
- POND WATER SURFACE ELEVATION MEASUREMENT LOCATION

NOTES

1. ALL LOCATIONS AND DIMENSIONS ARE APPROXIMATE.
2. AERIAL IMAGERY SOURCE: ESRI





SANTEE COOPER
 WINYAH GENERATING STATION
 GEORGETOWN, SOUTH CAROLINA

**LOCATION OF ASH PONDS A & B
 GROUNDWATER MONITORING WELLS
 FOR CCR COMPLIANCE**


JANUARY 2024

FIGURE 1





synterra
www.synterracorp.com



santee cooper
WYAH GENERATING STATION
GEORGETOWN, SOUTH CAROLINA

FIGURE 2
POTENTIOMETRIC MAP
FEBRUARY 13, 2023

GRAPHIC SCALE: 0 500 1000 FEET

DRAWN BY: J. CHASTAIN DATE: 5/15/2023
 CHECKED BY: K. FERRI DATE: 1/24/2024
 APPROVED BY: K. FERRI DATE: 1/24/2024
 PROJECT MANAGER: _____
 LAYOUT FILE: 1 (POTENT MAP 3023-02-13)
 LAST SAVED BY: J. CHASTAIN DATE: 5/15/2023 8:57 AM
 PLOT DATE: 02/15/2024 9:08 AM

LEGEND

- WAP-3 12.87 MONITORING WELL SURFICIAL FLOW ZONE WATER LEVEL IN FEET (NAVD88)
- WAP-23 MONITORING WELL DEEP FLOW ZONE
- ⊙ DEWATERING PUMP
- ▽ WGSFSE-1 22.85 SURVEYED SURFACE WATER ELEVATIONS (UNLINED PONDS) WATER LEVEL IN FEET (NAVD88)
- 20 INFERRED GROUNDWATER CONTOUR IN FEET (NAVD88)
- 0.28ft/day GROUNDWATER FLOW DIRECTION WITH VELOCITY
- Santee Cooper Parcel Line
- CCR Unit Waste Boundary

NOTES:
 MAP IS PROJECTED IN SOUTH CAROLINA STATE PLANE NAD83 (INTERNATIONAL FEET) AND NAD88
 MONITORING WELLS LOCATIONS WERE PROVIDED BY SANTEE COOPER IN NAD83 AND NAD88 DATUMS.
 MARCH 2022 AERIAL PHOTOGRAPH OBTAINED FROM GOOGLE EARTH PRO.
 FLOWING WATER WATER LEVELS AND SURFACE WATER ELEVATION WERE PROVIDED BY SANTEE COOPER AND GAUGED ON FEBRUARY 13, 2023.
 $V = \frac{K}{n} \cdot i$
 $V =$ AVERAGE LINEAR VELOCITY (ft/day)
 $K =$ AVERAGE HYDRAULIC CONDUCTIVITY (ft/day)
 $n =$ AVERAGE POROSITY (ft³/ft³)
 $i =$ CHANGE IN HYDRAULIC HEAD / LENGTH OF HORIZONTAL HYDRAULIC FLOW PATH
 $K = 2.3$ FEET PER DAY (ft/day)
 $n = 0.3$

THIS DOCUMENT AND ALL FILES HEREIN ARE PROPERTY OF SANTEE COOPER AND ARE TO BE KEPT CONFIDENTIAL. ANY DISCLOSURE OR REPRODUCTION OF THIS DOCUMENT OR ANY FILES HEREIN WITHOUT THE WRITTEN PERMISSION OF SANTEE COOPER IS STRICTLY PROHIBITED.



santee cooper
WINYAH GENERATING STATION
GEORGETOWN, SOUTH CAROLINA

synterra
www.synterracorp.com

FIGURE 3
POTENTIOMETRIC MAP
MAY 1, 2023

GRAPHIC SCALE
0 500 1000
IN FEET

DATE: 6/12/2023
DRAWN BY: A. CHASTAIN
DATE: 7/24/2024
REVIEWED BY: J. CHASTAIN
DATE: 7/24/2024
APPROVED BY: K. FERRI
DATE: 7/24/2024
PROJECT MANAGER: K. FERRI

FILE NAME: 1_POTENT.MXD 2023-05-01
LAST SAVED BY: JOHASTAIN
LAST SAVED DATE: 7/26/2024 9:10 AM
PLOT DATE: 07/26/2024 9:30 AM


LEGEND

- MONITORING WELL SURFACE WATER LEVEL IN FEET (NAVD88)
- MONITORING WELL DEEP FLOW ZONE
- DEWATERING PUMP
- SURVEYED SURFACE WATER ELEVATIONS (UNLINED PONDS)
- WATER LEVEL IN FEET (NAVD88)
- INFERRED GROUNDWATER CONTOUR IN FEET (NAVD88)
- GROUNDWATER FLOW DIRECTION WITH VELOCITY
- SANTEE COOPER PARCEL LINE
- CCR UNIT WASTE BOUNDARY

NOTES:
 MONITORING WELLS LOCATED IN SOUTH CAROLINA STATE PLANE NAD83 (INTERNATIONAL FEET) AND NAVD88
 MONITORING WELL LOCATIONS WERE PROVIDED BY SANTEE COOPER IN NAVD83 AND NAVD88 DATUMS,
 MARCH 2022 AERIAL PHOTOGRAPH OBTAINED FROM GOOGLE EARTH PRO.
 MONITORING WELL WATER LEVELS WERE GAUGED ON MAY 1, 2023. SURFACE WATER ELEVATION WERE GAUGED ON MAY 2,
 2023. DATA PROVIDED BY PROVIDED BY SANTEE COOPER.

$V = \frac{K \cdot \Delta H}{L}$
 $K =$ AVERAGE LINEAR VELOCITY (ft/day)
 $\Delta H =$ AVERAGE HYDRAULIC CONDUCTIVITY (ft/day)
 $L =$ AVERAGE HYDRAULIC GRADIENT CHANGE (CHANGE IN HYDRAULIC HEAD / LENGTH OF HORIZONTAL HYDRAULIC FLOW PATH)
 $n = 0.3$ FEET PER DAY (ft/day)

HYDRAULIC CONDUCTIVITY AND EFFECTIVE POROSITY VALUES TAKEN FROM 2021 GROUNDWATER MONITORING AND
 CORRECTIVE ACTION REPORT PREPARED BY TALEY AND ALDRICH.



santee cooper
WINYAH GENERATING STATION
GEORGETOWN, SOUTH CAROLINA

synterra
www.synterra.com

**FIGURE 4
POTENTIOMETRIC MAP
JUNE 26, 2023**

GRAPHIC SCALE
500 0 500 1000
IN FEET


DRAWN BY: J. CHASTAIN
DATE: 9/21/2023
CHECKED BY: K. FERRI
DATE: 1/24/2024
APPROVED BY: K. FERRI
DATE: 1/24/2024
PROJECT MANAGER: K. FERRI

FILE NAME: POTM116_1 (POTM MAP 2023-06-26)
LAST SAVED BY: J. CHASTAIN
DATE: 6/26/2023 11:01 AM
PLOT DATE: 01/26/2024 9:12 AM


LEGEND

- WAP-3 11.34 MONITORING WELL SURFICIAL FLOW ZONE WATER LEVEL IN FEET (NAVD88)
- WAP-23 MONITORING WELL DEEP FLOW ZONE
- DEWATERING PUMP
- WGS-PSE-1 21.39 SURVEYED SURFACE WATER ELEVATIONS (UNLINED PONDS) WATER LEVEL IN FEET (NAVD88)
- 20 INFERRER GROUNDWATER CONTOUR IN FEET (NAVD88)
- 0.28ft/day GROUNDWATER FLOW DIRECTION WITH VELOCITY
- Santee Cooper Parcel Line
- Santee Cooper Parcel Line
- CCR Unit Waste Boundary

NOTES:
 MONITORING WELLS LOCATIONS WERE PROVIDED BY Santee Cooper in NAVD88 and NAVD83 DATUMS.
 MARCH 2022 AERIAL PHOTOGRAPH OBTAINED FROM GOOGLE EARTH PRO.
 MONITORING WELL WATER LEVELS AND SURFACE WATER ELEVATION WERE PROVIDED BY Santee Cooper AND GAUGED ON NAVD83 DATUM.
 $V = \frac{K \cdot H}{L}$
 $V =$ AVERAGE LINEAR VELOCITY (ft/day)
 $K =$ AVERAGE HYDRAULIC CONDUCTIVITY (ft/day)
 $H =$ CHANGE IN HYDRAULIC HEAD / LENGTH OF HORIZONTAL HYDRAULIC FLOW PATH
 $L =$ LENGTH OF HORIZONTAL HYDRAULIC FLOW PATH
 $n_e = 0.3$
 HYDRAULIC CONDUCTIVITY AND EFFECTIVE POROSITY VALUES TAKEN FROM 2021 GROUNDWATER MONITORING AND CONCENTRIC CONTAINER WELLS PREPARED BY THOMAS CONSULTING.

santee cooper
WINYAH GENERATING STATION
GEORGETOWN, SOUTH CAROLINA



synterra
www.synterracorp.com

**FIGURE 5
POTENTIOMETRIC MAP
NOVEMBER 14, 2023**

GRAPHIC SCALE	
500	1000
0	500
0	1000
0	IN FEET
DRAWN BY: A. CHASTAN	
DATE: 12/19/2023	
REVISION: P.J. CHASTAN	
DATE: 1/24/2024	
APPROVED BY: K. FERRI	
DATE: 1/24/2024	
PROJECT MANAGER: K. FERRI	
FILE NAME: 1_POTENT MAP 2023-11-14	
LAST SAVED BY: A. CHASTAN	
LAST SAVED DATE: 1/26/2024 9:14 AM	
CUT DATE: 01/28/2024 9:14 AM	

LEGEND

- WAP-3 10.58
- WAP-23
- DEWATERING PUMP
- ▽ SURVEYED SURFACE WATER ELEVATIONS (UNLINED PONDS) WATER LEVEL IN FEET (NAVD88)
- 20 — INFERRED GROUNDWATER CONTOUR IN FEET (NAVD88)
- ← 0.028ft/day GROUNDWATER FLOW DIRECTION WITH VELOCITY
- SANTEE COOPER PARCEL LINE
- CCR LINT WASTE BOUNDARY

NOTES:
 1. THIS MAP IS A POTENTIOMETRIC MAP OF THE WINYAH WASTEWATER TREATMENT PLANT FACILITY IN GEORGETOWN, SOUTH CAROLINA.
 2. MONITORING WELLS WERE INSTALLED IN 2021 AND 2022.
 3. MONITORING WELLS LOCATIONS WERE PROVIDED BY Santee Cooper in NAVD88 DATUMS.
 4. MARCH 2022 AERIAL PHOTOGRAPH OBTAINED FROM GOOGLE EARTH PRO.
 5. MONITORING WELL WATER LEVELS AND SURFACE WATER ELEVATION WERE PROVIDED BY SANTEE COOPER AND GAUGED ON NOVEMBER 14, 2023.

$V = \frac{K \cdot \Delta H}{L}$
 $K =$ AVERAGE LINEAR VELOCITY (ft/day)
 $\Delta H =$ AVERAGE HYDRAULIC GRADIENT CHANGE (CHANGE IN HYDRAULIC HEAD / LENGTH OF HORIZONTAL HYDRAULIC FLOW PATH)
 $L =$ HORIZONTAL DISTANCE BETWEEN MONITORING WELLS (FEET)
 $K = 4.3$ FEET PER DAY (ft/day)
 HYDRAULIC CONDUCTIVITY AND EFFECTIVE POROSITY VALUES TAKEN FROM 2021 GROUNDWATER MONITORING AND CORRECTIVE ACTION REPORT PREPARED BY THLEY AND ALDRICH.

Appendix A – Statistical Analysis



HALEY & ALDRICH, INC.
400 Augusta Street
Suite 100
Greenville, SC 29601
864.214.8750

TECHNICAL MEMORANDUM

August 1, 2023

File No. 132892-100-005-02

SUBJECT: Statistical Evaluation of the March 2023 Semiannual Corrective Action Groundwater Monitoring Data, Winyah Generating Station, Ash Pond A

Pursuant to Title 40 Code of Federal Regulations (40 CFR) §257.93, §257.95, and §257.98 (Rule), this memorandum summarizes the statistical evaluation of the groundwater analytical results obtained from the March 2023 semiannual corrective action monitoring event for Winyah Generating Station (WGS) Ash Pond A. Data for this groundwater sampling event were validated on May 30, 2023 by Santee Cooper.

BACKGROUND

All coal combustion residual (CCR) and non-CCR wastewater inflows to the WGS Ash Pond A ceased prior to the regulatory deadline of April 11, 2021. The unit is undergoing closure-by-removal as outlined in the Remedy Selection Report dated March 30, 2022. During previous groundwater sampling events, assessment monitoring identified the presence of arsenic, lithium, and molybdenum in one or more downgradient wells at a statistically significant level (SSL) above the Groundwater Protection Standards (GWPS).

Recent analytical testing results were evaluated to determine if SSLs exist above the GWPS of Appendix IV groundwater monitoring constituents. Using interwell evaluations, data from the semiannual sampling event for downgradient monitoring wells were compared to the GWPS established from background well data.

STATISTICAL EVALUATION

The Rule provides four specific options to statistically evaluate whether water quality downgradient of the CCR Unit (§257.93(f) (1-4)) represents a SSL of Appendix IV parameters above the GWPS. The selected statistical method used for these evaluations is the tolerance limit (TL) as certified by Haley & Aldrich, Inc. on October 14, 2017.

An interwell evaluation was used for statistical analysis, which compares the most recent values from downgradient compliance wells against a background dataset composed of upgradient well data. The TL method was used to evaluate potential SSLs above GWPS. The GWPS for each of the Appendix IV constituents has been set equal to the highest value of the maximum contaminant level, regional screening level (RSL), or site background concentration. Compliance well data from the most recent groundwater sampling event were compared to the corresponding GWPS to determine if a SSL existed. Statistical analysis results are presented in Table I.

As part of the TL procedure, a concentration limit for each constituent is established from the distribution of the background data with a minimum 95 percent confidence level. The upper endpoint of a tolerance interval is called the upper tolerance limit (UTL). Depending on the assumed distribution of background data, parametric or non-parametric procedures were used to develop the UTL. Parametric procedures use assumed distributions of the sample background data to development the limits, whereas non-parametric limits use order statistics or bootstrap methods. If all the background data are non-detect, a maximum reporting limit may serve as an appropriate UTL.

If an Appendix IV constituent concentration from the event was above the GWPS, the lower confidence limit (LCL) for the downgradient well constituent was used to evaluate the presence of a SSL. The LCL is the lower end of the confidence interval range, which is an estimated concentration range intended to contain the true mean or median of the population from which the sample is drawn. The confidence interval range is designed to locate the true population mean or median with a high degree of statistical confidence.

After testing for outliers, the UTLs were calculated from the background dataset to evaluate whether removal of data was necessary based on sampling or measurement discrepancies. Both visual and statistical outlier tests for the background data were performed.¹ A visual inspection of the data was performed using distribution plots for the downgradient sample data. Based on our review, no sample data were identified as outliers that warranted removal from the dataset.

The background well (WAP-1 and WBW-1) analytical results from previous events were combined to calculate the UTL for each detected Appendix IV constituent. Variability and distribution of the pooled dataset were reviewed to establish the method for UTL calculation.

Per the document *Statistical Analysis of Groundwater Monitoring Data at RCRA Facilities, Unified Guidance, March 2009* (the Unified Guidance), background concentrations were based on statistical evaluation of analytical results collected through February 2023 and updated in the Chemstat output. The background dataset will be updated in Table 1 again after four additional data points are collected (second semiannual event of 2023) in accordance with the Unified Guidance.

TREND ANALYSIS

Mann-Kendall trend analyses were performed on datasets of sufficient sample size. Results of the trend analysis are included on Table I. In summary, approximately 83 percent of trends analyzed are identified as stable or decreasing for the compliance wells for Appendix IV constituents. It is important to note that increasing trends are not part of the comparison criteria for triggering a SSL. Trend analysis will continue to be used to monitor and evaluate concentrations in the context of overall site conditions.

¹ Visual and statistical outlier tests for background data were performed using Chemstat 6.3.0.0 and U.S. Environmental Protection Agency's ProUCL 5.1 software.

RESULTS OF APPENDIX IV DOWNGRADIENT STATISTICAL COMPARISONS

As stated, Appendix IV constituent detections from downgradient well samples were compared to their respective GWPS (Table I). Based on previous compliance sampling data and statistical evaluations, interwell comparisons were used. No outliers were removed. Consistent with previous results, arsenic and lithium remain the only Appendix IV constituents present in groundwater at SSLs above GWPS, and groundwater monitoring will continue.

- Arsenic SSLs at WAP-09, WAP-17, WAP-18, and WAP-19
- Lithium SSLs at WAP-17, WAP-18, and WAP-19

Molybdenum, which has been identified as a SSL in the past, was not identified in the first semiannual 2023 event. As closure activities continue in the footprint of Ash Pond A, downgradient groundwater conditions may remain in a state of flux, contributing to potential short-term fluctuations in some of the concentrations of Appendix IV SSLs. While landfill construction was completed in December 2022, Ash Pond A closure activities are not yet complete. The fluctuations are expected to subside once aquifer equilibrium conditions are restored.

Enclosures:

Table I – WGS Ash Pond A March 2023 Semiannual Corrective Action Monitoring Data

https://haleyaldrich.sharepoint.com/sites/SanteeCooper2/Shared Documents/0132892.Santee Cooper CCR Consulting Service/0_Winyah Generating Station/Statistical Analysis/2023-01/Ash Pond A/client draft/2023-0801_HAI_WGS_Ash Pond A_Assessment Monitoring Stats_F.docx

TABLE

TABLE I
WGS ASH POND A
MARCH 2023 SEMIANNUAL CORRECTIVE ACTION MONITORING DATA

Location Id	Frequency of Detection	Percent Non-Detects	Range of Non-Detect	Mean	50th Percentile (Median)	95th Percentile	Maximum Detect	Variance	Standard Deviation	Coefficient of Variance	CCR MCL/PSL	Report Result Unit	Detection Exceedances (Y/N)	Number of Detection Exceedances	Number of Non-Detection Exceedances	Outlier Presence	Outlier Removed	Trend	Distribution*	March 2023 Concentration	Detect?	Upper Science Limit	SSI	Inter-well Analysis	
																								GWPC (Higher of MCL/PSL or Background Limit)	Exceedance above GWPC at Individual Well
WRW-1	0/19	100%	0.0025-0.002	0.0018	0.001	0.002	0.000087	0.000011	0.000011	0.7853	0.1	mg/L	N	0	0	NA	NA	NA	NA	0.002	N	0.002			
WRW-1	1/17	86%	0.003-0.003	0.003	0.002	0.002	0	0	0	0	0.002	mg/L	N	0	0	NA	NA	NA	NA	0.002	N	0.002			
WRW-1	1/19	100%	0.002-0.002	0.002	0.002	0.002	0	0	0	0	0.002	mg/L	N	0	0	NA	NA	NA	NA	0.002	N	0.002			
WRW-9	0/15	100%	0.002-0.002	0.002	0.002	0.002	0	0	0	0	0.002	mg/L	N	0	0	NA	NA	NA	NA	0.002	N	0.002			
WRW-9	0/15	100%	0.002-0.002	0.002	0.002	0.002	0	0	0	0	0.002	mg/L	N	0	0	NA	NA	NA	NA	0.002	N	0.002			
WRW-18	0/15	100%	0.002-0.002	0.002	0.002	0.002	0	0	0	0	0.002	mg/L	N	0	0	NA	NA	NA	NA	0.002	N	0.002			
WRW-18	0/15	100%	0.002-0.002	0.002	0.002	0.002	0	0	0	0	0.002	mg/L	N	0	0	NA	NA	NA	NA	0.002	N	0.002			
WRW-1	0/19	100%	0.005-0.05	0.0118	0.01	0.014	0.000087	0.000011	0.000011	0.7853	0.1	mg/L	N	0	0	NA	NA	NA	NA	0.1	N	0.050			
WRW-1	0/19	100%	0.005-0.01	0.0057	0.005	0.005	0.0000285	0.0000168	0.0000168	0.1664	0.1	mg/L	N	0	0	NA	NA	NA	NA	0.05	N	0.050			
WRW-17	0/19	100%	0.005-0.01	0.0038	0.005	0.005	0.0000285	0.0000168	0.0000168	0.1664	0.1	mg/L	N	0	0	NA	NA	NA	NA	0.05	N	0.050			
WRW-17	0/19	100%	0.005-0.01	0.0038	0.005	0.005	0.0000285	0.0000168	0.0000168	0.1664	0.1	mg/L	N	0	0	NA	NA	NA	NA	0.05	N	0.050			
WRW-19	16/18	11%	0.005-0.05	0.0498	0.041	0.06266	0.0047	0.000396	0.01986	1.885	0.1	mg/L	N	0	0	Y	No	Stable	Non-parametric	0.0947	Y	5.97			
WRW-1	12/19	37%	0.4	2.95	4	4.336	4.39	2.362	1.537	0.5079	5	pc/L	N	0	0	NA	NA	Stable	Non-parametric	2.78	Y	5.97			
WRW-1	14/19	26%	4.4	3.43	4	5.793	5.97	2.602	1.613	0.4707	5	pc/L	Y	4	0	NA	NA	Decreasing	Non-parametric	2.7	Y	5.97			
WRW-9	16/19	18%	4.4	3.53	4	5.778	5.72	1.953	1.399	0.3957	5	pc/L	Y	2	0	NA	NA	Decreasing	Non-parametric	2.7	Y	5.97			
WRW-9	0/71	100%	0.0025-0.05	0.012	0.01	0.02	0.0000101	0.0000143	0.0000143	0.4219	0.05	mg/L	N	0	0	NA	NA	Stable	MA	0.001	N	0.001			
WRW-17	0/15	100%	0.0025-0.02	0.011	0.01	0.02	0.0000101	0.0000143	0.0000143	0.4219	0.05	mg/L	N	0	0	NA	NA	Stable	MA	0.001	N	0.001			
WRW-18	0/15	100%	0.0025-0.02	0.012	0.01	0.02	0.0000101	0.0000143	0.0000143	0.4219	0.05	mg/L	N	0	0	NA	NA	Stable	MA	0.001	N	0.001			
WRW-18	0/15	100%	0.0025-0.02	0.012	0.01	0.02	0.0000101	0.0000143	0.0000143	0.4219	0.05	mg/L	N	0	0	NA	NA	Stable	MA	0.001	N	0.001			
WRW-19	0/15	100%	0.0025-0.02	0.012	0.01	0.02	0.0000101	0.0000143	0.0000143	0.4219	0.05	mg/L	N	0	0	NA	NA	Stable	MA	0.001	N	0.001			
WRW-1	0/17	100%	0.001-0.001	0.001	0.001	0.001	0	0	0	0	0.002	mg/L	N	0	0	NA	NA	Stable	MA	0.001	N	0.001			
WRW-1	0/17	100%	0.001-0.001	0.000947	0.001	0.001	4.795E-28	0.0002183	0.0002183	0.2395	0.002	mg/L	N	0	0	NA	NA	Stable	MA	0.001	N	0.001			
WRW-9	0/15	100%	0.001-0.001	0.001	0.001	0.001	0	0	0	0	0.002	mg/L	N	0	0	NA	NA	Stable	MA	0.001	N	0.001			
WRW-18	0/15	100%	0.001-0.001	0.001	0.001	0.001	0	0	0	0	0.002	mg/L	N	0	0	NA	NA	Stable	MA	0.001	N	0.001			
WRW-18	0/15	100%	0.001-0.001	0.001	0.001	0.001	0	0	0	0	0.002	mg/L	N	0	0	NA	NA	Stable	MA	0.001	N	0.001			
WRW-19	0/15	100%	0.001-0.001	0.001	0.001	0.001	0	0	0	0	0.002	mg/L	N	0	0	NA	NA	Stable	MA	0.001	N	0.001			



HALEY & ALDRICH, INC.
400 Augusta Street
Suite 100
Greenville, SC 29601
864.214.8750

TECHNICAL MEMORANDUM

August 27, 2023

File No. 132892-100-005-02

SUBJECT: Statistical Evaluation of the March 2023 Semiannual Corrective Action Groundwater Monitoring Data, Winyah Generating Station, Ash Pond B

Pursuant to Title 40 Code of Federal Regulations (40 CFR) §257.93, §257.95, and §257.98 (Rule), this memorandum summarizes the statistical evaluation of the groundwater analytical results obtained from the March 2023 semiannual corrective action groundwater monitoring event for Winyah Generating Station (WGS) Ash Pond B. Data for this groundwater sampling event were validated on May 30, 2023 by Santee Cooper.

BACKGROUND

All coal combustion residual (CCR) and non-CCR wastewater inflows to WGS Ash Pond B ceased prior to the regulatory deadline of April 11, 2021. The unit is undergoing closure-by-removal as outlined in the Remedy Selection Report dated March 30, 2022. During previous groundwater sampling events, assessment monitoring identified the presence of arsenic, lithium, and molybdenum in one or more downgradient wells at a statistically significant level (SSL) above the Groundwater Protection Standards (GWPS).

Recent analytical testing results were evaluated to ascertain if SSLs exist above GWPS for Appendix IV groundwater monitoring constituents. Using interwell evaluations, data from the semiannual sampling event for downgradient monitoring wells were compared to the GWPS established from background well data.

STATISTICAL EVALUATION

The Rule provides four specific options to statistically evaluate whether water quality downgradient of the CCR Unit (§257.93(f) (1-4)) represents a SSL of Appendix IV parameters above the GWPS. The selected statistical method used for these evaluations is the tolerance limit (TL) as certified by Haley & Aldrich, Inc. on October 14, 2017.

An interwell evaluation was used for statistical analysis, which compares the most recent values from downgradient compliance wells against a background dataset composed of upgradient well data. The TL method was used to evaluate potential SSLs above GWPS. The GWPS for each of the Appendix IV constituents has been set equal to the highest value of the maximum contaminant level, regional screening level (RSL), or site background concentration. Compliance well data from the most recent groundwater sampling event were compared to the corresponding GWPS to determine if a SSL existed. Statistical analysis results are presented in Table I.

As part of the TL procedure, a concentration limit for each constituent is established from the distribution of the background data with a minimum 95 percent confidence level. The upper endpoint of a tolerance interval is called the upper tolerance limit (UTL). Depending on the assumed distribution of background, parametric or non-parametric procedures were used to develop the UTL. Parametric procedures use assumed distributions of the sample background data to development the limits, whereas non-parametric limits use order statistics or bootstrap methods. If all the background data are non-detect, a maximum reporting limit may serve as an appropriate UTL.

If an Appendix IV constituent concentration from the event was above the GWPS, the lower confidence limit (LCL) for the downgradient well constituent was used to evaluate the presence of a SSL. The LCL is the lower end of the confidence interval range, which is an estimated concentration range intended to contain the true mean or median of the population from which the sample is drawn. The confidence interval range is designed to locate the true population mean or median with a high degree of statistical confidence.

After testing for outliers, the UTLs were calculated from the background dataset to evaluate whether removal of data was necessary based on sampling or measurement discrepancies. Both visual and statistical outlier tests for the background data were performed. A visual inspection of the data was performed using distribution plots for the downgradient sample data. Based on our review, no sample data were identified as outliers that warranted removal from the dataset.

The background well (WAP-1 and WBW-1) analytical results from previous events were combined to calculate the UTL for each detected Appendix IV constituent. Variability and distribution of the pooled dataset were reviewed to establish the method for UTL calculation.

Per the document *Statistical Analysis of Groundwater Monitoring Data at RCRA Facilities, Unified Guidance, March 2009* (the Unified Guidance), background concentrations were based on statistical evaluation of analytical results collected through March 2023 and updated in the Chemstat output. The background dataset will be updated in Table 1 again after four additional data points are collected (second semiannual event of 2023) in accordance with the Unified Guidance.

TREND ANALYSIS

Mann-Kendall trend analyses were performed on datasets of sufficient sample size. Results of the trend analysis are included on Table I. In summary, each well with analyzed trends is identified as stable or decreasing for the compliance wells. It is important to note that increasing trends are not part of the comparison criteria for triggering a SSL. Trend analysis will continue to be used to monitor and evaluate concentrations in the context of overall site conditions.

RESULTS OF APPENDIX IV DOWNGRADIENT STATISTICAL COMPARISONS

As stated, Appendix IV constituent detections from downgradient well samples were compared to their respective GWPS (Table I). Based on previous compliance sampling data and statistical evaluations, interwell comparisons were used.

Consistent with previous results, arsenic has one SSL above the GWPS.

- Arsenic SSL at WAP-27

As noted in the second 2022 semiannual statistical memorandum, monitoring well WAP-27, which is constructed with a deeper screened zone, was integrated by Santee Cooper as a temporary substitute for WAP-20 until the water table is restored to historical levels.

As noted by the lack of lithium and/or molybdenum SSLs during the first semiannual event which have been identified previously, concentrations continue to decrease. Concentrations are expected to continue to improve once the closure is complete and equilibrium groundwater conditions are restored. The expected date for completing CCR removal for Ash Pond B is 2025. Groundwater trends will continue to be monitored during future sampling events.

Enclosures:

Table I – WGS Ash Pond B March 2023 Corrective Action Monitoring Data

https://haleyaldrich.sharepoint.com/sites/SanteeCooper2/Shared Documents/0132892.Santee Cooper CCR Consulting Service/0_Winyah Generating Station/Statistical Analysis/2023-01/Ash Pond B/client draft/2023-0827_HAI_WGS_Ash Pond B_Assessment Monitoring Stats_F.docx

TABLE

TABLE I
WGS ASH POND B
MARCH 2023 CORRECTIVE ACTION MONITORING DATA

Location Id	Frequency of Detection	Percent Non-Detects	Range of Non-Detect	Mean	50th Percentile (Median)	95th Percentile	Maximum Detect	Variance	Standard Deviation	Coefficient of Variance	CR	Report Result Unit	Detection Exceedances (Y/N)	Number of Detection Exceedances	Number of Non-Detection Exceedances	Outlier Presence	Outlier Removed	Trend	Distribution Well	March 2023 Concentration	Detect?	Upper Tolerance Limit	SS	GWPS (Wells of 16/16 or Background Limit)	Interwell Analysis	Exceedance Above GWPS at Individual Well	SSL		
																												CR Appendix IV: Molybdenum, Total (mg/L)	CR Appendix IV: Radium-226 & 228 (pCi/L)
WAP-1	0/19	100%	0.005-0.05	0.018	0.01	0.014	0.000887	0.009311	0.02311	0.7853	0.1	mg/L	N	0	0	NA	NA	Stable	NA	0.001	N	0.090	N	0.10					
WAP-2	0/19	100%	0.005-0.05	0.018	0.01	0.014	0.000887	0.009311	0.02311	0.7853	0.1	mg/L	N	0	0	NA	NA	Stable	NA	0.001	N	0.090	N	0.10					
WAP-3	0/19	100%	0.005-0.05	0.018	0.01	0.014	0.000887	0.009311	0.02311	0.7853	0.1	mg/L	N	0	0	NA	NA	Stable	NA	0.001	N	0.090	N	0.10					
WAP-4	0/19	100%	0.005-0.05	0.018	0.01	0.014	0.000887	0.009311	0.02311	0.7853	0.1	mg/L	N	0	0	NA	NA	Stable	NA	0.001	N	0.090	N	0.10					
WAP-5	0/19	100%	0.005-0.05	0.018	0.01	0.014	0.000887	0.009311	0.02311	0.7853	0.1	mg/L	N	0	0	NA	NA	Stable	NA	0.001	N	0.090	N	0.10					
WAP-6	0/19	100%	0.005-0.05	0.018	0.01	0.014	0.000887	0.009311	0.02311	0.7853	0.1	mg/L	N	0	0	NA	NA	Stable	NA	0.001	N	0.090	N	0.10					
WAP-7	0/1	100%	0.01-0.01	0.018	0.01	0.014	0.000887	0.009311	0.02311	0.7853	0.1	mg/L	N	0	0	NA	NA	Stable	NA	0.001	N	0.090	N	0.10					
WAP-8	12/19	37%	0.4	2.95	4	4.396	2.362	1.537	0.3207	0.57	5	pCi/L	N	0	0	NA	NA	Stable	NA	5.97	N	5.97	N	5.97					
WAP-9	14/19	28%	4.4	3.43	4	5.783	2.602	1.613	0.4977	5	pCi/L	Y	4	0	NA	NA	Stable	NA	5.97	N	5.97	N	5.97						
WAP-10	19/19	0%	-	4.31	5.34	6.001	2.747	1.657	0.3375	5	pCi/L	Y	11	0	NA	NA	Decreasing	Normal	1.55	N	1.55	N	1.55						
WAP-11	19/19	21%	4.4	3.19	4	5.003	2.937	1.714	0.3387	5	pCi/L	Y	2	0	NA	NA	Decreasing	Non-parametric	3.94	N	3.94	N	3.94						
WAP-12	1/1	0%	-	3.02	3.02	3.02	0	0	0	0	5	pCi/L	N	0	0	NA	NA	Stable	NA	3.02	N	3.02	N	3.02					
WAP-13	0/18	100%	0.0025-0.02	0.011	0.01	0.02	0.0002143	0.04629	0.4319	0.05	0.05	mg/L	N	0	0	NA	NA	Stable	NA	0.001	N	0.001	N	0.001					
WAP-14	0/20	100%	0.0025-0.02	0.0104	0.01	0.02	0.0001465	0.03828	0.369	0.05	0.05	mg/L	N	0	0	NA	NA	Stable	NA	0.001	N	0.001	N	0.001					
WAP-15	0/20	100%	0.0025-0.02	0.0104	0.01	0.02	0.0001465	0.03828	0.369	0.05	0.05	mg/L	N	0	0	NA	NA	Stable	NA	0.001	N	0.001	N	0.001					
WAP-16	0/15	100%	0.005-0.025	0.0127	0.01	0.015	0.0003167	0.05627	0.4443	0.05	0.05	mg/L	N	0	0	NA	NA	Stable	NA	0.001	N	0.001	N	0.001					
WAP-17	0/1	100%	0.02-0.02	0.02	0.02	0.02	0	0	0	0	0	mg/L	N	0	0	NA	NA	Stable	NA	0.02	N	0.02	N	0.02					
WAP-18	0/2	100%	0.001-0.001	0.001	0.001	0.001	0	0	0	0	0.002	mg/L	N	0	0	NA	NA	Stable	NA	0.001	N	0.001	N	0.001					
WAP-19	0/2	100%	0.001-0.001	0.00047	0.001	0.001	4.75E-08	0.002188	0.256	0.002	0.002	mg/L	N	0	0	NA	NA	Stable	NA	0.001	N	0.001	N	0.001					
WAP-20	0/2	100%	0.001-0.001	0.001	0.001	0.001	0	0	0	0	0.002	mg/L	N	0	0	NA	NA	Stable	NA	0.001	N	0.001	N	0.001					
WAP-21	0/15	100%	0.001-0.01	0.0016	0.001	0.001	0.000054	0.002324	1.452	0.002	0.002	mg/L	N	0	1	NA	NA	Stable	NA	0.001	N	0.001	N	0.001					
WAP-22	0/1	100%	0.001-0.001	0.001	0.001	0.001	0	0	0	0.002	0.002	mg/L	N	0	0	NA	NA	Stable	NA	0.001	N	0.001	N	0.001					



HALEY & ALDRICH, INC.
400 Augusta Street
Suite 100
Greenville, SC 29601
864.214.8750

TECHNICAL MEMORANDUM

December 19, 2023

File No. 132892-100-005-02

SUBJECT: Statistical Evaluation of the July 2023 Semiannual Corrective Action Groundwater Monitoring Data, Winyah Generating Station, Ash Pond A

Pursuant to Title 40 Code of Federal Regulations (40 CFR) §257.93, §257.95, and §257.98 (Rule), this memorandum summarizes the statistical evaluation of the groundwater analytical results obtained from the July 2023 semiannual corrective action monitoring event for Winyah Generating Station (WGS) Ash Pond A. Data for this groundwater sampling event were validated on September 20, 2023 by Santee Cooper.

BACKGROUND

All coal combustion residual (CCR) and non-CCR wastewater inflows to the WGS Ash Pond A ceased prior to the regulatory deadline of April 11, 2021. The unit has completed closure-by-removal of the CCR as the first step in groundwater remediation as outlined in the Remedy Selection Report dated March 30, 2022. During previous groundwater sampling events, assessment monitoring identified the presence of arsenic, lithium, and molybdenum in one or more downgradient wells at a statistically significant level (SSL) above the Groundwater Protection Standards (GWPS).

Recent analytical testing results were evaluated to determine if SSLs exist above the GWPS of Appendix IV groundwater monitoring constituents. Using interwell evaluations, data from the semiannual sampling event for downgradient monitoring wells were compared to the GWPS established from background well data.

STATISTICAL EVALUATION

The Rule provides four specific options to statistically evaluate whether water quality downgradient of the CCR Unit (§257.93(f) (1-4)) represents a SSL of Appendix IV parameters above the GWPS. The selected statistical method used for these evaluations is the tolerance limit (TL) as certified by Haley & Aldrich, Inc. on October 14, 2017.

An interwell evaluation was used for statistical analysis, which compares the most recent values from downgradient compliance wells against a background dataset composed of upgradient well data. The TL method was used to evaluate potential SSLs above GWPS. The GWPS for each of the Appendix IV constituents has been set equal to the highest value of the maximum contaminant level, regional screening level (RSL), or site background concentration. Compliance well data from the most recent groundwater sampling event were compared to the corresponding GWPS to determine if a SSL existed. Statistical analysis results are presented in Table I.

As part of the TL procedure, a concentration limit for each constituent is established from the distribution of the background data with a minimum 95 percent confidence level. The upper endpoint of a tolerance interval is called the upper tolerance limit (UTL). Depending on the assumed distribution of background data, parametric or non-parametric procedures were used to develop the UTL. Parametric procedures use assumed distributions of the sample background data to development the limits, whereas non-parametric limits use order statistics or bootstrap methods. If all the background data are non-detect, a maximum reporting limit may serve as an appropriate UTL.

If an Appendix IV constituent concentration from the event was above the GWPS, the lower confidence limit (LCL) for the downgradient well constituent was used to evaluate the presence of a SSL. The LCL is the lower end of the confidence interval range, which is an estimated concentration range intended to contain the true mean or median of the population from which the sample is drawn. The confidence interval range is designed to locate the true population mean or median with a high degree of statistical confidence.

After testing for outliers, the UTLs were calculated from the background dataset to evaluate whether removal of data was necessary based on sampling or measurement discrepancies. Both visual and statistical outlier tests for the background data were performed.¹ A visual inspection of the data was performed using distribution plots for the downgradient sample data. Based on our review, no sample data were identified as outliers that warranted removal from the dataset.

The background well (WAP-1 and WBW-1) analytical results from previous events were combined to calculate the UTL for each detected Appendix IV constituent. Variability and distribution of the pooled dataset were reviewed to establish the method for UTL calculation.

Per the document *Statistical Analysis of Groundwater Monitoring Data at RCRA Facilities, Unified Guidance, March 2009* (the Unified Guidance), background concentrations were based on statistical evaluation of analytical results collected through July 2023 and updated in the Chemstat output. The background dataset will be updated in Table 1 again after four additional data points are collected (second semiannual event of 2025) in accordance with the Unified Guidance.

TREND ANALYSIS

Mann-Kendall trend analyses were performed on datasets of sufficient sample size. Results of the trend analysis are included on Table I. In summary, approximately 83 percent of trends analyzed are identified as stable or decreasing for the compliance wells for Appendix IV constituents. It is important to note that increasing trends are not part of the comparison criteria for triggering a SSL. Trend analysis will continue to be used to monitor and evaluate concentrations in the context of overall site conditions.

¹ Visual and statistical outlier tests for background data were performed using Chemstat 6.3.0.0 and U.S. Environmental Protection Agency's ProUCL 5.1 software.

RESULTS OF APPENDIX IV DOWNGRADIENT STATISTICAL COMPARISONS

As stated, Appendix IV constituent detections from downgradient well samples were compared to their respective GWPS (Table I). Based on previous compliance sampling data and statistical evaluations, interwell comparisons were used. No outliers were removed. Consistent with previous results, arsenic and lithium remain the only Appendix IV constituents present in groundwater at SSLs above GWPS, and groundwater monitoring will continue.

- Arsenic SSLs at WAP-09, WAP-17, WAP-18, and WAP-19
- Lithium SSLs at WAP-09, WAP-17, WAP-18, and WAP-19

Molybdenum, which has been identified as a SSL in the past, was not identified in the second semiannual 2023 event after using a LCL comparison for WAP-18. As closure activities continue in the footprint of Ash Pond A, downgradient groundwater conditions may remain in a state of flux, contributing to potential short-term fluctuations in some of the concentrations of Appendix IV SSLs. While landfill construction was completed in December 2022, Ash Pond A closure activities are not yet complete. The fluctuations are expected to subside once aquifer equilibrium conditions are restored.

Enclosures:

Table I – WGS Ash Pond A July 2023 Semiannual Corrective Action Monitoring Data

https://haleyaldrich.sharepoint.com/sites/SanteeCooper2/Shared Documents/0132892.Santee Cooper CCR Consulting Service/0_Winyah Generating Station/Statistical Analysis/2023-10/Ash Pond A/client final/2023-1219_HAI_WGS_Ash Pond A_Assessment Monitoring Stats_F.docx

TABLE

TABLE 1
WGS ASH POND A
JUNE 2023 SEMIANNUAL CORRECTIVE ACTION MONITORING DATA

Location Id	Frequency of Detection	Percent Non-Detects	Range of Non-Detects	Mean	Six Sigma Percentile (Median)	Six Sigma Percentile	Maximum Detect	Standard Deviation	Coefficient of Variance	CCR Applicable to Substrate Total (mg/L)	Report Result Unit	Detections Exceedances (Y/N)	Number of Direction Exceedances	Number of Non-Detection Exceedances	Outlier Presence	Outlier Removed	Trend	Distribution	July 2023 Concentration	Direct?	LCL 95%	Upper Tolerance Limit	SSI	GWSP Higher of LCL 95% or Background Level	Exceedance above Background at Individual Well	SIL
WAP-1	1/15	5%	0.002-0.003	0.002	0.002	0.002	0	0	0	0.002	mg/L	N	0	0	MA	MA	MA	MA	0.0000	N		0.0002			N	N
WAP-1	1/15	100%	0.002-0.002	0.002	0.002	0.002	0	0	0	0.002	mg/L	N	0	0	MA	MA	MA	MA	0.0000	N					N	N
WAP-9	0/15	100%	0.0002-0.0002	0.0002	0.0002	0.0002	0	0	0	0.0002	mg/L	N	0	0	MA	MA	MA	MA	0.0000	N					N	N
WAP-17	0/17	100%	0.0002-0.0002	0.0002	0.0002	0.0002	0	0	0	0.0002	mg/L	N	0	0	MA	MA	MA	MA	0.0000	N					N	N
WAP-18	0/15	100%	0.0002-0.0002	0.0002	0.0002	0.0002	0	0	0	0.0002	mg/L	N	0	0	MA	MA	MA	MA	0.0000	N					N	N
WAP-19	0/15	100%	0.0002-0.0002	0.0002	0.0002	0.0002	0	0	0	0.0002	mg/L	N	0	0	MA	MA	MA	MA	0.0000	N					N	N
WAP-1	0/20	100%	0.002-0.005	0.0115	0.0115	0.0115	0	0	0	0.0115	mg/L	N	0	0	MA	MA	MA	MA	0.1	N		0.050				N
WAP-1	0/20	100%	0.005-0.01	0.0025	0.01	0.01	0.00001355	0.00132	0.1	0.00001355	mg/L	N	0	0	MA	MA	MA	MA	0.1	N		0.050				N
WAP-9	0/20	100%	0.005-0.01	0.014	0.014	0.014	0.0000732	0.00205	0.873	0.0000732	mg/L	N	0	0	MA	MA	MA	MA	0.050	N		0.050				N
WAP-17	20/20	0%	-	0.0645	0.0442	0.122	0.35	0.00499	0.0764	1.128	0.1	Y	2	0	MA	MA	MA	MA	0.040	Y					N	
WAP-18	19/19	0%	-	0.362	0.143	1.46	2.9	0.473	0.873	1.899	0.1	Y	11	0	MA	MA	MA	MA	0.143	Y		0.034			N	
WAP-19	17/19	11%	0.005-0.05	0.0397	0.041	0.0977	0.0047	0.00398	0.0384	0.6977	0.1	Y	0	0	MA	MA	MA	MA	0.031	Y					N	
WAP-1	13/20	35%	0.4	3.0	4	4.33	4.18	2.33	0.196	5	pc/L	N	0	0	MA	MA	MA	MA	5.97	Y					N	
WAP-1	15/20	25%	4.4	3.35	4	5.72	5.97	2.89	1.69	0.806	5	pc/L	Y	4	0	MA	MA	MA	5.97	Y					N	
WAP-9	17/20	15%	4.4	3.61	4	5.39	5.72	1.87	1.42	0.887	5	pc/L	Y	3	0	MA	MA	MA	5.97	Y					N	
WAP-17	13/20	35%	4.4	2.82	3.705	4.46	5.51	2.87	1.678	0.956	5	pc/L	Y	1	0	MA	MA	MA	5.97	Y					N	
WAP-18	13/20	35%	4.4	2.36	4	4.38	4.46	1.55	1.347	0.931	5	pc/L	N	0	0	MA	MA	MA	5.97	Y					N	
WAP-19	11/20	45%	4.4	2.22	4	4.38	4.58	1.88	1.712	0.762	5	pc/L	N	0	0	MA	MA	MA	5.97	Y					N	
WAP-1	0/19	100%	0.0025-0.02	0.0114	0.01	0.02	0.0002452	0.00452	0.05	0.0002452	mg/L	N	0	0	MA	MA	MA	MA	0.05	N		0.020				N
WAP-1	0/21	100%	0.0025-0.02	0.0108	0.01	0.02	0.0002452	0.00452	0.05	0.0002452	mg/L	N	0	0	MA	MA	MA	MA	0.05	N						N
WAP-9	0/22	100%	0.0025-0.05	0.0124	0.01	0.02	0.0000897	0.00464	0.741	0.0000897	mg/L	N	0	1	MA	MA	MA	MA	0.050	N						N
WAP-17	0/17	100%	0.0025-0.02	0.011	0.01	0.02	0.0000277	0.00476	0.432	0.0000277	mg/L	N	0	0	MA	MA	MA	MA	0.050	N						N
WAP-18	0/15	100%	0.0025-0.02	0.0117	0.01	0.02	0.0000293	0.00579	0.459	0.0000293	mg/L	N	0	0	MA	MA	MA	MA	0.050	N						N
WAP-19	0/15	100%	0.0025-0.02	0.0117	0.01	0.02	0.0000293	0.00579	0.459	0.0000293	mg/L	N	0	0	MA	MA	MA	MA	0.050	N						N
WAP-1	0/18	100%	0.001-0.001	0.001	0.001	0.001	0	0	0	0.001	mg/L	N	0	0	MA	MA	MA	MA	0.001	N		0.001				N
WAP-1	0/18	100%	0.001-0.001	0.00095	0.001	0.001	0.00000045	0.000121	0.233	0.00000045	mg/L	N	0	0	MA	MA	MA	MA	0.001	N		0.001				N
WAP-9	0/15	100%	0.001-0.001	0.001	0.001	0.001	0	0	0	0.001	mg/L	N	0	0	MA	MA	MA	MA	0.001	N						N
WAP-17	0/17	100%	0.001-0.001	0.001	0.001	0.001	0	0	0	0.001	mg/L	N	0	0	MA	MA	MA	MA	0.001	N						N
WAP-18	0/15	100%	0.001-0.001	0.001	0.001	0.001	0	0	0	0.001	mg/L	N	0	0	MA	MA	MA	MA	0.001	N						N
WAP-19	0/15	100%	0.001-0.001	0.001	0.001	0.001	0	0	0	0.001	mg/L	N	0	0	MA	MA	MA	MA	0.001	N						N



HALEY & ALDRICH, INC.
400 Augusta Street
Suite 100
Greenville, SC 29601
864.214.8750

TECHNICAL MEMORANDUM

December 19, 2023

File No. 132892-100-005-02

SUBJECT: Statistical Evaluation of the July 2023 Semiannual Corrective Action Groundwater Monitoring Data, Winyah Generating Station, Ash Pond B

Pursuant to Title 40 Code of Federal Regulations (40 CFR) §257.93, §257.95, and §257.98 (Rule), this memorandum summarizes the statistical evaluation of the groundwater analytical results obtained from the July 2023 semiannual corrective action groundwater monitoring event for Winyah Generating Station (WGS) Ash Pond B. Data for this groundwater sampling event were validated on September 20, 2023 by Santee Cooper.

BACKGROUND

All coal combustion residual (CCR) and non-CCR wastewater inflows to WGS Ash Pond B ceased prior to the regulatory deadline of April 11, 2021. The unit is undergoing closure-by-removal as outlined in the Remedy Selection Report dated March 30, 2022. During previous groundwater sampling events, assessment monitoring identified the presence of arsenic, lithium, and molybdenum in one or more downgradient wells at a statistically significant level (SSL) above the Groundwater Protection Standards (GWPS).

Recent analytical testing results were evaluated to ascertain if SSLs exist above GWPS for Appendix IV groundwater monitoring constituents. Using interwell evaluations, data from the semiannual sampling event for downgradient monitoring wells were compared to the GWPS established from background well data.

STATISTICAL EVALUATION

The Rule provides four specific options to statistically evaluate whether water quality downgradient of the CCR Unit (§257.93(f) (1-4)) represents a SSL of Appendix IV parameters above the GWPS. The selected statistical method used for these evaluations is the tolerance limit (TL) as certified by Haley & Aldrich, Inc. on October 14, 2017.

An interwell evaluation was used for statistical analysis, which compares the most recent values from downgradient compliance wells against a background dataset composed of upgradient well data. The TL method was used to evaluate potential SSLs above GWPS. The GWPS for each of the Appendix IV constituents has been set equal to the highest value of the maximum contaminant level, regional screening level (RSL), or site background concentration. Compliance well data from the most recent groundwater sampling event were compared to the corresponding GWPS to determine if a SSL existed. Statistical analysis results are presented in Table I.

As part of the TL procedure, a concentration limit for each constituent is established from the distribution of the background data with a minimum 95 percent confidence level. The upper endpoint of a tolerance interval is called the upper tolerance limit (UTL). Depending on the assumed distribution of background, parametric or non-parametric procedures were used to develop the UTL. Parametric procedures use assumed distributions of the sample background data to development the limits, whereas non-parametric limits use order statistics or bootstrap methods. If all the background data are non-detect, a maximum reporting limit may serve as an appropriate UTL.

If an Appendix IV constituent concentration from the event was above the GWPS, the lower confidence limit (LCL) for the downgradient well constituent was used to evaluate the presence of a SSL. The LCL is the lower end of the confidence interval range, which is an estimated concentration range intended to contain the true mean or median of the population from which the sample is drawn. The confidence interval range is designed to locate the true population mean or median with a high degree of statistical confidence.

After testing for outliers, the UTLs were calculated from the background dataset to evaluate whether removal of data was necessary based on sampling or measurement discrepancies. Both visual and statistical outlier tests for the background data were performed. A visual inspection of the data was performed using distribution plots for the downgradient sample data. Based on our review, no sample data were identified as outliers that warranted removal from the dataset.

The background well (WAP-1 and WBW-1) analytical results from previous events were combined to calculate the UTL for each detected Appendix IV constituent. Variability and distribution of the pooled dataset were reviewed to establish the method for UTL calculation.

Per the document *Statistical Analysis of Groundwater Monitoring Data at RCRA Facilities, Unified Guidance, March 2009* (the Unified Guidance), background concentrations were based on statistical evaluation of analytical results collected through March 2023 and updated in the Chemstat output. The background dataset will be updated in Table 1 again after four additional data points are collected (second semiannual event of 2025) in accordance with the Unified Guidance.

TREND ANALYSIS

Mann-Kendall trend analyses were performed on datasets of sufficient sample size. Results of the trend analysis are included on Table I. In summary, each well with analyzed trends is identified as stable or decreasing for the compliance wells. It is important to note that increasing trends are not part of the comparison criteria for triggering a SSL. Trend analysis will continue to be used to monitor and evaluate concentrations in the context of overall site conditions.

RESULTS OF APPENDIX IV DOWNGRADIENT STATISTICAL COMPARISONS

As stated, Appendix IV constituent detections from downgradient well samples were compared to their respective GWPS (Table I). Based on previous compliance sampling data and statistical evaluations, interwell comparisons were used.

Consistent with previous results, arsenic has one SSL above the GWPS.

- Arsenic SSL at WAP-27

As noted in the second 2022 semiannual statistical memorandum, monitoring well WAP-27, which is constructed with a deeper screened zone, was integrated by Santee Cooper as a temporary substitute for WAP-20 until the water table is restored to historical levels.

As noted by the lack of lithium and/or molybdenum SSLs during the first semiannual event which have been identified previously, concentrations continue to decrease. Concentrations are expected to continue to improve once the closure is complete and equilibrium groundwater conditions are restored. The expected date for completing CCR removal for Ash Pond B is 2025. Groundwater trends will continue to be monitored during future sampling events.

Enclosures:

Table I – WGS Ash Pond B July 2023 Corrective Action Monitoring Data

https://haleyaldrich.sharepoint.com/sites/SanteeCooper2/Shared Documents/0132892.Santee Cooper CCR Consulting Service/0_Winyah Generating Station/Statistical Analysis/2023-10/Ash Pond B/client final/2023-1219_HAI_WGS_Ash Pond B_Assessment Monitoring Stats_F.docx

TABLE

TABLE 1
WGS ASH POND B
JULY 2023 CORRECTIVE ACTION MONITORING DATA

Location ID	Frequency of Detection	Percent Non-Detects	Range of Non-Detect	Mean	50th Percentile (Median)	95th Percentile	Maximum Detect	Variance	Standard Deviation	Coefficient of Variance	CCR MCL/SL	Report Result Unit	Detection Exceedances (V/N)	Number of Detection Exceedances	Number of Non-Detection Exceedances	Outlier Presence	Outlier Removed	Trend	Distribution Well	July 2023 Concentration	Detect?	95 LCL	Upper Tolerance Limit	SS	OWPS (Higher of MCL/SL or Background Limit)	Interwell Analysis						
																										Exceedance above Background at Individual Well	SSL					
CCR Appendix IV Selenium, Total (mg/L)																																
WBW-1	0/19	100%	0.0025-0.02	0.0114	0.01	0.02	0	0.0002142	0.004892	0.4336	0.05	mg/L	N	0	0	N/A	N/A	N/A	N/A	0.050			0.020									
WAP-01	0/21	100%	0.0025-0.02	0.0098	0.01	0.02	0	0.0001833	0.004282	0.3952	0.05	mg/L	N	0	0	N/A	N/A	N/A	N/A	0.050			0.020									
WAP-10	0/21	100%	0.0025-0.02	0.0098	0.01	0.02	0	0.0001833	0.004282	0.3952	0.05	mg/L	N	0	0	N/A	N/A	N/A	N/A	0.050			0.020									
WAP-21	0/16	100%	0.0025-0.025	0.0131	0.01	0.02125	0	0.0002192	0.005297	0.4371	0.05	mg/L	N	0	0	N/A	N/A	N/A	N/A	0.050			0.020									
WAP-27	0/2	100%	0.015-0.02	0.019	0.02	0.02	0	0.0002774	0.5444	0.5444	0.05	mg/L	N	0	0	N/A	N/A	N/A	N/A	0.020			0.020									
CCR Appendix IV Thallium, Total (mg/L)																																
WBW-1	0/18	100%	0.001-0.001	0.001	0.001	0.001	0	0	0	0	0.002	mg/L	N	0	0	N/A	N/A	N/A	N/A	0.001			0.001									
WAP-01	0/18	100%	0.001-0.001	0.00095	0.001	0.001	0	0.0000045	0.0002121	0.2223	0.002	mg/L	N	0	0	N/A	N/A	N/A	N/A	0.001			0.001									
WAP-10	0/16	100%	0.001-0.001	0.001	0.001	0.001	0	0	0	0	0.002	mg/L	N	0	0	N/A	N/A	N/A	N/A	0.001			0.001									
WAP-21	0/16	100%	0.001-0.01	0.00156	0.001	0.00325	0	0.0000962	0.00225	1.44	0.002	mg/L	N	0	1	N/A	N/A	N/A	N/A	0.001			0.001									
WAP-27	0/2	100%	0.001-0.001	0.001	0.001	0.001	0	0	0	0	0.002	mg/L	N	0	0	N/A	N/A	N/A	N/A	0.001			0.001									

Appendix B – Laboratory Analytical Results

SANTEE COOPER ANALYTICAL SERVICES

CERTIFICATE OF ANALYSIS

LAB CERTIFICATION #08552

Sample # AF56394 **Location:** GW Well WAP-1 **Date:** 02/14/2023 **Sample Collector:** ZDM/ML
Loc. Code WAP-1 **Time:** 12:33

Analysis	Result	Units	Test Date	Analyst	Method
Aluminum	1.2	mg/L	03/16/2023	SJHATCHE	EPA 6020B
Aluminum - Dissolved	1.31	mg/L	03/20/2023	EUROFINS SAV	EPA 200.7
Arsenic	<5.0	ug/L	03/16/2023	SJHATCHE	EPA 6020B
Arsenic Dissolved	<5.0	ug/L	03/21/2023	SJHATCHE	EPA 6020B
Barium	74.6	ug/L	03/16/2023	SJHATCHE	EPA 6020B
Barium Dissolved	78.9	ug/L	03/21/2023	SJHATCHE	EPA 6020B
Beryllium	<0.50	ug/L	03/16/2023	SJHATCHE	EPA 6020B
Beryllium Dissolved	<0.5	ug/L	03/21/2023	SJHATCHE	EPA 6020B
Calcium	10.5	mg/L	03/16/2023	SJHATCHE	EPA 6020B
Calcium Dissolved	11.2	mg/L	03/21/2023	SJHATCHE	EPA 6020B
Cadmium	<0.5	ug/L	03/16/2023	SJHATCHE	EPA 6020B
Cadmium - Dissolved	<0.5	ug/L	03/20/2023	EUROFINS SAV	EPA 200.8
Cobalt	0.7	ug/L	03/16/2023	SJHATCHE	EPA 6020B
Cobalt Dissolved	0.70	ug/L	03/21/2023	SJHATCHE	EPA 6020B
Chromium	<5.0	ug/L	03/16/2023	SJHATCHE	EPA 6020B
Chromium - Dissolved	<5	ug/L	03/20/2023	EUROFINS SAV	EPA 200.8
Lead	<1.0	ug/L	03/16/2023	SJHATCHE	EPA 6020B
Lead - Dissolved	<2.5	ug/L	03/20/2023	EUROFINS SAV	EPA 200.8
Antimony	<5.0	ug/L	03/16/2023	SJHATCHE	EPA 6020B
Antimony - Dissolved	<5.0	ug/L	03/21/2023	SJHATCHE	EPA 200.8
Selenium	<10.0	ug/L	03/16/2023	SJHATCHE	EPA 6020B
Selenium - Dissolved	<20	ug/L	03/20/2023	EUROFINS SAV	EPA 200.8
Thallium	<1.0	ug/L	03/16/2023	SJHATCHE	EPA 6020B
Thallium - Dissolved	<5.0	ug/L	03/21/2023	SJHATCHE	EPA 200.8
Boron	37.1	ug/L	03/23/2023	SJHATCHE	EPA 6010D
Boron Dissolved	39.7	ug/L	03/23/2023	SJHATCHE	EPA 6010D
Lithium	<5.00	ug/L	03/23/2023	SJHATCHE	EPA 6010D
Lithium Dissolved	<5.00	ug/L	03/23/2023	SJHATCHE	EPA 6010D
Molybdenum	<5.00	ug/L	03/23/2023	SJHATCHE	EPA 6010D
Molybdenum Dissolved	<5.00	ug/L	03/23/2023	SJHATCHE	EPA 6010D
Mercury	<0.2	ug/L	03/20/2023	EUROFINS SAV	EPA 7470
Iron	2930	ug/L	03/16/2023	SJHATCHE	EPA 6020B
Iron - Dissolved	2940	ug/L	03/21/2023	SJHATCHE	EPA 6020B
Potassium	0.6	mg/L	03/16/2023	SJHATCHE	EPA 6020B
Potassium Dissolved	0.70	mg/L	03/21/2023	SJHATCHE	EPA 6020B
Sodium	5.5	mg/L	03/16/2023	SJHATCHE	EPA 6020B
Sodium Dissolved	5.65	mg/L	03/21/2023	EUROFINS SAV	EPA 6020B
Magnesium	1.0	mg/L	03/16/2023	SJHATCHE	EPA 6020B
Magnesium Dissolved	1.1	mg/L	03/21/2023	SJHATCHE	EPA 6020B
Manganese	26.0	ug/L	03/16/2023	SJHATCHE	EPA 6020B
Manganese Dissolved	25.7	ug/L	03/21/2023	SJHATCHE	EPA 6020B
Zinc	29.3	ug/L	03/16/2023	SJHATCHE	EPA 6020B
Zinc Dissolved	28.2	ug/L	03/21/2023	SJHATCHE	EPA 6020B
Copper	<5.0	ug/L	03/16/2023	SJHATCHE	EPA 6020B
Nickel	<0.5	ug/L	03/16/2023	SJHATCHE	EPA 6020B
Nickel - Dissolved	<0.5	ug/L	03/21/2023	SJHATCHE	EPA 200.8
Sulfide	<0.1	mg/L	02/20/2023	GEL	EPA 9034
Total Organic Carbon	1.30	mg/L	02/21/2023	GEL	SM 5310B
Dissolved Organic Carbon	1.31	mg/L	02/22/2023	GEL	SM 5310B

SANTEE COOPER ANALYTICAL SERVICES

CERTIFICATE OF ANALYSIS

LAB CERTIFICATION #08552

Sample # AF56394 **Location:** GW Well WAP-1 **Date:** 02/14/2023 **Sample Collector:** ZDM/ML
Loc. Code WAP-1 **Time:** 12:33

Analysis	Result	Units	Test Date	Analyst	Method
Nitrite	<0.10	mg/L	02/16/2023	KCWELLS	EPA 300.0
Nitrate	<0.10	mg/L	02/16/2023	KCWELLS	EPA 300.0
Sulfate	33.6	mg/L	02/16/2023	KCWELLS	EPA 300.0
Chloride	13.4	mg/L	02/16/2023	KCWELLS	EPA 300.0
Fluoride	<0.10	mg/L	02/16/2023	KCWELLS	EPA 300.0
Total Dissolved Solids	100.0	mg/L	02/23/2023	SJBROWN	SM 2540C
Radium 226	0.0794	pCi/L	03/16/2023	GEL	EPA 903.1 Mod
Radium 228	1.40	pCi/L	03/14/2023	GEL	EPA 904.0
Radium 226/228 Combined Calculation	1.48	pCi/L	03/16/2023	GEL	EPA 903.1 Mod
Alkalinity as CaCO3	<4	mg/kg	02/23/2023	GEL	SM2320B
Alkalinity	<4	mg/L	02/23/2023	GEL	SM 2320B
Bicarbonate Alkalinity	<4	mg/L	02/23/2023	GEL	SM 2320B
Total Phosphorus	<0.025	mg/L	02/22/2023	KCWELLS	EPA 365.1
SiO2	6060	%	03/30/2023	EUROFINS SAV	ASTM D3682
SiO2 Dissolved	6060	ug/L	03/30/2023	EUROFINS SAV	EPA 200.7
Silver	<1	ug/L	03/21/2023	EUROFINS SAV	EPA 6020B
Silver- Dissolved	<1	ug/L	03/21/2023	EUROFINS SAV	EPA 200.8

Comments:

Independent Laboratory Results: "GEL" - GEL Laboratories LLC - Lab ID # 10120; "Test America" - TestAmerica Laboratories, Inc. - Lab ID# 98001; "DavisBrown"- Davis & Brown Lab ID # 21117; "Shealy"- Shealy Environmental Services, Inc.- Lab ID# 32010 "ROGERSCALLCO"- Rogers & Callcot, Inc.- Lab ID # 23105001

Analysis Validated:



Validation date: 05/09/2023

Linda Williams - Manager Analytical Services

Authorized Signature Only- Not Valid Unless Signed

SANTEE COOPER ANALYTICAL SERVICES
CERTIFICATE OF ANALYSIS
LAB CERTIFICATION #08552
Sample # AF56431 **Location:** GW Well WBW-1 **Date:** 02/14/2023 **Sample Collector:** ZDM/ML

Loc. Code WBW-1 **Time:** 13:51

Analysis	Result	Units	Test Date	Analyst	Method
Aluminum	0.845	mg/L	03/21/2023	EUROFINS SAV	EPA 6020B
Aluminum - Dissolved	0.793	mg/L	03/20/2023	EUROFINS SAV	EPA 200.7
Arsenic	<3	ug/L	03/21/2023	EUROFINS SAV	EPA 6020B
Arsenic Dissolved	<3	ug/L	03/21/2023	EUROFINS SAV	EPA 6020B
Barium	31.7	ug/L	03/21/2023	EUROFINS SAV	EPA 6020B
Barium Dissolved	30.1	ug/L	03/21/2023	EUROFINS SAV	EPA 6020B
Beryllium	<0.5	ug/L	03/22/2023	EUROFINS SAV	EPA 6020B
Beryllium Dissolved	<0.5	ug/L	03/21/2023	EUROFINS SAV	EPA 6020B
Calcium	2.79	mg/L	03/21/2023	EUROFINS SAV	EPA 6020B
Calcium Dissolved	3.56	mg/L	03/21/2023	EUROFINS SAV	EPA 6020B
Cadmium	<0.5	ug/L	03/21/2023	EUROFINS SAV	EPA 6020B
Cadmium - Dissolved	<0.5	ug/L	03/20/2023	EUROFINS SAV	EPA 200.8
Cobalt	1.52	ug/L	03/21/2023	EUROFINS SAV	EPA 6020B
Cobalt Dissolved	1.6	ug/L	03/21/2023	EUROFINS SAV	EPA 6020B
Chromium	<5	ug/L	03/21/2023	EUROFINS SAV	EPA 6020B
Chromium - Dissolved	<5	ug/L	03/20/2023	EUROFINS SAV	EPA 200.8
Lead	<2.5	ug/L	03/21/2023	EUROFINS SAV	EPA 6020B
Lead - Dissolved	<2.5	ug/L	03/20/2023	EUROFINS SAV	EPA 200.8
Antimony	<5	ug/L	03/21/2023	EUROFINS SAV	EPA 6020B
Antimony - Dissolved	<5	ug/L	03/21/2023	EUROFINS SAV	EPA 200.8
Selenium	<20.0	ug/L	03/21/2023	EUROFINS SAV	EPA 6020B
Selenium - Dissolved	<20	ug/L	03/21/2023	EUROFINS SAV	EPA 200.8
Thallium	<1	ug/L	03/21/2023	EUROFINS SAV	EPA 6020B
Thallium - Dissolved	<1	ug/L	03/21/2023	EUROFINS SAV	EPA 200.8
Boron	54.7	ug/L	04/20/2023	LCWILLIA	EPA 6010D
Boron Dissolved	68	ug/L	03/24/2023	EUROFINS SAV	EPA 6010D
Lithium	<5	ug/L	04/20/2023	LCWILLIA	EPA 6010D
Lithium Dissolved	<5	ug/L	03/21/2023	LCWILLIA	EPA 6010D
Molybdenum	<10	ug/L	03/21/2023	EUROFINS SAV	EPA 6010D
Molybdenum Dissolved	<10	ug/L	03/20/2023	EUROFINS SAV	EPA 6010D
Mercury	0.200	ug/L	03/21/2023	EUROFINS SAV	EPA 7470
Iron	251	ug/L	03/21/2023	EUROFINS SAV	EPA 6020B
Iron - Dissolved	<100	ug/L	03/21/2023	EUROFINS SAV	EPA 6020B
Potassium	<1	mg/L	03/21/2023	EUROFINS SAV	EPA 6020B
Potassium Dissolved	<1	mg/L	03/21/2023	EUROFINS SAV	EPA 6020B
Sodium	2.67	mg/L	03/21/2023	EUROFINS SAV	EPA 6020B
Sodium Dissolved	2.72	mg/L	03/21/2023	EUROFINS SAV	EPA 6020B
Magnesium	0.902	mg/L	03/21/2023	EUROFINS SAV	EPA 6020B
Magnesium Dissolved	0.898	mg/L	03/21/2023	EUROFINS SAV	EPA 6020B
Manganese	44.6	ug/L	03/21/2023	EUROFINS SAV	EPA 6020B
Manganese Dissolved	41.0	ug/L	03/24/2023	EUROFINS SAV	EPA 6020B
Zinc	<20	ug/L	03/21/2023	EUROFINS SAV	EPA 6020B
Zinc Dissolved	<20	ug/L	03/21/2023	EUROFINS SAV	EPA 6020B
Copper	<5	ug/L	03/21/2023	EUROFINS SAV	EPA 6020B
Nickel	<5	ug/L	03/21/2023	EUROFINS SAV	EPA 6020B
Nickel - Dissolved	<5	ug/L	03/21/2023	EUROFINS SAV	EPA 200.8
Sulfide	<0.1	mg/L	02/20/2023	GEL	EPA 9034
Total Organic Carbon	<1	mg/L	02/21/2023	GEL	SM 5310B
Dissolved Organic Carbon	1.01	mg/L	02/22/2023	GEL	SM 5310B

SANTEE COOPER ANALYTICAL SERVICES
CERTIFICATE OF ANALYSIS
LAB CERTIFICATION #08552
Sample # AF56431 **Location:** GW Well WBW-1 **Date:** 02/14/2023 **Sample Collector:** ZDM/ML

Loc. Code WBW-1 **Time:** 13:51

Analysis	Result	Units	Test Date	Analyst	Method
Nitrite	<0.10	mg/L	02/16/2023	KCWELLS	EPA 300.0
Nitrate	0.52	mg/L	02/16/2023	KCWELLS	EPA 300.0
Sulfate	9.92	mg/L	02/16/2023	KCWELLS	EPA 300.0
Chloride	6.60	mg/L	02/16/2023	KCWELLS	EPA 300.0
Fluoride	<0.10	mg/L	02/16/2023	KCWELLS	EPA 300.0
Total Dissolved Solids	87.50	mg/L	02/23/2023	SJBROWN	SM 2540C
Radium 226	0.668	pCi/L	03/16/2023	GEL	EPA 903.1 Mod
Radium 228	1.18	pCi/L	03/14/2023	GEL	EPA 904.0
Radium 226/228 Combined Calculation	1.84	pCi/L	03/16/2023	GEL	EPA 903.1 Mod
Alkalinity as CaCO3	<4	mg/kg	02/23/2023	GEL	SM2320B
Alkalinity	<4	mg/L	02/23/2023	GEL	SM 2320B
Bicarbonate Alkalinity	<4	mg/L	02/23/2023	GEL	SM 2320B
Total Phosphorus	<0.025	mg/L	02/22/2023	KCWELLS	EPA 365.1
SiO2	4650	%	03/30/2023	EUROFINS SAV	ASTM D3682
SiO2 Dissolved	4650	ug/L	03/30/2023	EUROFINS SAV	EPA 200.7
Silver	<1	ug/L	03/21/2023	EUROFINS SAV	EPA 6020B
Silver- Dissolved	<1	ug/L	03/21/2023	EUROFINS SAV	EPA 200.8

Comments:

Independent Laboratory Results: "GEL" - GEL Laboratories LLC - Lab ID # 10120; "Test America" - TestAmerica Laboratories, Inc. - Lab ID# 98001; "DavisBrown"- Davis & Brown Lab ID # 21117; "Shealy"- Shealy Environmental Services, Inc.- Lab ID# 32010 "ROGERSCALLCO"- Rogers & Callcot, Inc.- Lab ID # 23105001

Analysis Validated:



Validation date: 05/08/2023

Linda Williams - Manager Analytical Services

Authorized Signature Only- Not Valid Unless Signed

SANTEE COOPER ANALYTICAL SERVICES

CERTIFICATE OF ANALYSIS

LAB CERTIFICATION #08552

Sample # AF56402 Location: GW Well WAP-9 Date: 02/27/2023 Sample Collector: ZDM/ML

Loc. Code WAP-9 Time: 12:47

Analysis	Result	Units	Test Date	Analyst	Method
Aluminum	0.4	mg/L	03/16/2023	SJHATCHE	EPA 6020B
Aluminum - Dissolved	0.330	mg/L	03/20/2023	EUROFINS SAV	EPA 200.7
Arsenic	29.5	ug/L	03/16/2023	SJHATCHE	EPA 6020B
Arsenic Dissolved	30.5	ug/L	03/21/2023	SJHATCHE	EPA 6020B
Barium	78.0	ug/L	03/16/2023	SJHATCHE	EPA 6020B
Barium Dissolved	77.9	ug/L	03/20/2023	EUROFINS SAV	EPA 6020B
Beryllium	<0.50	ug/L	03/16/2023	SJHATCHE	EPA 6020B
Beryllium Dissolved	<0.5	ug/L	03/21/2023	SJHATCHE	EPA 6020B
Calcium	203	mg/L	03/16/2023	SJHATCHE	EPA 6020B
Calcium Dissolved	199	mg/L	03/20/2023	EUROFINS SAV	EPA 6020B
Cadmium	<0.5	ug/L	03/16/2023	SJHATCHE	EPA 6020B
Cadmium - Dissolved	<0.5	ug/L	03/20/2023	EUROFINS SAV	EPA 200.8
Cobalt	<0.5	ug/L	03/16/2023	SJHATCHE	EPA 6020B
Cobalt Dissolved	<0.5	ug/L	03/21/2023	SJHATCHE	EPA 6020B
Chromium	<5.0	ug/L	03/16/2023	SJHATCHE	EPA 6020B
Chromium - Dissolved	<5	ug/L	03/20/2023	EUROFINS SAV	EPA 200.8
Lead	<1.0	ug/L	03/16/2023	SJHATCHE	EPA 6020B
Lead - Dissolved	<2.5	ug/L	03/20/2023	EUROFINS SAV	EPA 200.8
Antimony	<5.0	ug/L	03/16/2023	SJHATCHE	EPA 6020B
Antimony - Dissolved	<5	ug/L	03/20/2023	EUROFINS SAV	EPA 200.8
Selenium	<10.0	ug/L	03/16/2023	SJHATCHE	EPA 6020B
Selenium - Dissolved	<20	ug/L	03/20/2023	EUROFINS SAV	EPA 200.8
Thallium	<1.0	ug/L	03/16/2023	SJHATCHE	EPA 6020B
Thallium - Dissolved	<1	ug/L	03/20/2023	EUROFINS SAV	EPA 200.8
Boron	2630	ug/L	03/23/2023	SJHATCHE	EPA 6010D
Boron Dissolved	2550	ug/L	03/23/2023	EUROFINS SAV	EPA 6010D
Lithium	37.4	ug/L	03/23/2023	SJHATCHE	EPA 6010D
Lithium Dissolved	37.7	ug/L	03/23/2023	SJHATCHE	EPA 6010D
Molybdenum	<5.00	ug/L	03/23/2023	SJHATCHE	EPA 6010D
Molybdenum Dissolved	<10	ug/L	03/20/2023	EUROFINS SAV	EPA 6010D
Mercury	<0.2	ug/L	03/21/2023	EUROFINS SAV	EPA 7470
Iron	22100	ug/L	03/16/2023	SJHATCHE	EPA 6020B
Iron - Dissolved	21600	ug/L	03/21/2023	SJHATCHE	EPA 6020B
Potassium	10.7	mg/L	03/16/2023	SJHATCHE	EPA 6020B
Potassium Dissolved	11.2	mg/L	03/20/2023	EUROFINS SAV	EPA 6020B
Sodium	34.5	mg/L	03/16/2023	SJHATCHE	EPA 6020B
Sodium Dissolved	34.6	mg/L	03/21/2023	EUROFINS SAV	EPA 6020B
Magnesium	24.7	mg/L	03/16/2023	SJHATCHE	EPA 6020B
Magnesium Dissolved	23.6	mg/L	03/20/2023	EUROFINS SAV	EPA 6020B
Manganese	265	ug/L	03/16/2023	SJHATCHE	EPA 6020B
Manganese Dissolved	259	ug/L	03/21/2023	SJHATCHE	EPA 6020B
Zinc	<10.0	ug/L	03/16/2023	SJHATCHE	EPA 6020B
Zinc Dissolved	<20	ug/L	03/20/2023	EUROFINS SAV	EPA 6020B
Copper	<5.0	ug/L	03/16/2023	SJHATCHE	EPA 6020B
Nickel	1.0	ug/L	03/16/2023	SJHATCHE	EPA 6020B
Nickel - Dissolved	<5	ug/L	03/20/2023	EUROFINS SAV	EPA 200.8
Sulfide	<0.1	mg/L	03/06/2023	GEL	EPA 9034
Total Organic Carbon	15.3	mg/L	03/11/2023	GEL	SM 5310B
Dissolved Organic Carbon	15.8	mg/L	03/10/2023	GEL	SM 5310B

SANTEE COOPER ANALYTICAL SERVICES

CERTIFICATE OF ANALYSIS

LAB CERTIFICATION #08552

Sample # AF56402 **Location:** GW Well WAP-9 **Date:** 02/27/2023 **Sample Collector:** ZDM/ML
Loc. Code WAP-9 **Time:** 12:47

Analysis	Result	Units	Test Date	Analyst	Method
Nitrite	<0.10	mg/L	03/02/2023	KCWELLS	EPA 300.0
Nitrate	<0.10	mg/L	03/02/2023	KCWELLS	EPA 300.0
Sulfate	263	mg/L	03/02/2023	KCWELLS	EPA 300.0
Chloride	163	mg/L	03/02/2023	KCWELLS	EPA 300.0
Fluoride	<0.10	mg/L	03/02/2023	KCWELLS	EPA 300.0
Total Dissolved Solids	1168	mg/L	03/09/2023	SJBROWN	SM 2540C
Radium 226	1.26	pCi/L	04/03/2023	GEL	EPA 903.1 Mod
Radium 228	1.51	pCi/L	03/29/2023	GEL	EPA 904.0
Radium 226/228 Combined Calculation	2.78	pCi/L	04/03/2023	GEL	EPA 903.1 Mod
Alkalinity as CaCO3	<4	mg/kg	03/09/2023	GEL	SM2320B
Alkalinity	208	mg/L	03/09/2023	GEL	SM 2320B
Bicarbonate Alkalinity	208	mg/L	03/09/2023	GEL	SM 2320B
Silver	<1	ug/L	03/20/2023	EUROFINS SAV	EPA 6020B
Silver- Dissolved	<1	ug/L	03/20/2023	EUROFINS SAV	EPA 200.8

Comments:

Independent Laboratory Results: "GEL" - GEL Laboratories LLC - Lab ID # 10120; "Test America" - TestAmerica Laboratories, Inc. - Lab ID# 98001; "DavisBrown"- Davis & Brown Lab ID # 21117; "Shealy"- Shealy Environmental Services, Inc.- Lab ID# 32010 "ROGERSCALLCO"- Rogers & Callcot, Inc.- Lab ID # 23105001

Analysis Validated:



Validation date: 05/08/2023

Linda Williams - Manager Analytical Services

Authorized Signature Only- Not Valid Unless Signed

SANTEE COOPER ANALYTICAL SERVICES
CERTIFICATE OF ANALYSIS
LAB CERTIFICATION #08552
Sample # AF56403 **Location:** GW Well WAP-10 **Date:** 02/27/2023 **Sample Collector:** ZDM/ML

Loc. Code WAP-10 **Time:** 09:57

Analysis	Result	Units	Test Date	Analyst	Method
Aluminum	<0.1	mg/L	03/16/2023	SJHATCHE	EPA 6020B
Aluminum - Dissolved	<0.1	mg/L	03/20/2023	EUROFINS SAV	EPA 200.7
Arsenic	<5.0	ug/L	03/16/2023	SJHATCHE	EPA 6020B
Arsenic Dissolved	<5.0	ug/L	03/21/2023	SJHATCHE	EPA 6020B
Barium	303	ug/L	03/16/2023	SJHATCHE	EPA 6020B
Barium Dissolved	301	ug/L	03/21/2023	SJHATCHE	EPA 6020B
Beryllium	<0.50	ug/L	03/16/2023	SJHATCHE	EPA 6020B
Beryllium Dissolved	<0.5	ug/L	03/21/2023	SJHATCHE	EPA 6020B
Calcium	620	mg/L	03/17/2023	SJHATCHE	EPA 6020B
Calcium Dissolved	655	mg/L	03/21/2023	SJHATCHE	EPA 6020B
Cadmium	<0.5	ug/L	03/16/2023	SJHATCHE	EPA 6020B
Cadmium - Dissolved	<0.5	ug/L	03/20/2023	EUROFINS SAV	EPA 200.8
Cobalt	<0.5	ug/L	03/16/2023	SJHATCHE	EPA 6020B
Cobalt Dissolved	<0.5	ug/L	03/21/2023	SJHATCHE	EPA 6020B
Chromium	<5.0	ug/L	03/16/2023	SJHATCHE	EPA 6020B
Chromium - Dissolved	<5	ug/L	03/20/2023	EUROFINS SAV	EPA 200.8
Lead	<1.0	ug/L	03/16/2023	SJHATCHE	EPA 6020B
Lead - Dissolved	<2.5	ug/L	03/20/2023	EUROFINS SAV	EPA 200.8
Antimony	<5.0	ug/L	03/16/2023	SJHATCHE	EPA 6020B
Antimony - Dissolved	<5.0	ug/L	03/21/2023	SJHATCHE	EPA 200.8
Selenium	<10.0	ug/L	03/16/2023	SJHATCHE	EPA 6020B
Selenium - Dissolved	<20	ug/L	03/20/2023	EUROFINS SAV	EPA 200.8
Thallium	<1.0	ug/L	03/16/2023	SJHATCHE	EPA 6020B
Thallium - Dissolved	<5.0	ug/L	03/21/2023	SJHATCHE	EPA 200.8
Boron	9380	ug/L	03/23/2023	SJHATCHE	EPA 6010D
Boron Dissolved	9230	ug/L	03/23/2023	SJHATCHE	EPA 6010D
Lithium	38.6	ug/L	03/23/2023	SJHATCHE	EPA 6010D
Lithium Dissolved	39.3	ug/L	03/23/2023	SJHATCHE	EPA 6010D
Molybdenum	<5.00	ug/L	03/23/2023	SJHATCHE	EPA 6010D
Molybdenum Dissolved	<5.00	ug/L	03/23/2023	SJHATCHE	EPA 6010D
Mercury	<0.2	ug/L	03/21/2023	EUROFINS SAV	EPA 7470
Iron	23400	ug/L	03/16/2023	SJHATCHE	EPA 6020B
Iron - Dissolved	20600	ug/L	03/21/2023	SJHATCHE	EPA 6020B
Potassium	25.7	mg/L	03/16/2023	SJHATCHE	EPA 6020B
Potassium Dissolved	26.1	mg/L	03/21/2023	SJHATCHE	EPA 6020B
Sodium	152	mg/L	03/16/2023	SJHATCHE	EPA 6020B
Sodium Dissolved	156	mg/L	03/21/2023	EUROFINS SAV	EPA 6020B
Magnesium	89.1	mg/L	03/16/2023	SJHATCHE	EPA 6020B
Magnesium Dissolved	87.7	mg/L	03/21/2023	SJHATCHE	EPA 6020B
Manganese	684	ug/L	03/16/2023	SJHATCHE	EPA 6020B
Manganese Dissolved	694	ug/L	03/21/2023	SJHATCHE	EPA 6020B
Zinc	10.5	ug/L	03/16/2023	SJHATCHE	EPA 6020B
Zinc Dissolved	<10.0	ug/L	03/21/2023	SJHATCHE	EPA 6020B
Copper	<5.0	ug/L	03/16/2023	SJHATCHE	EPA 6020B
Nickel	<0.5	ug/L	03/16/2023	SJHATCHE	EPA 6020B
Nickel - Dissolved	<0.5	ug/L	03/22/2023	SJHATCHE	EPA 200.8
Sulfide	<0.1	mg/L	03/06/2023	GEL	EPA 9034
Total Organic Carbon	1.81	mg/L	03/11/2023	GEL	SM 5310B
Dissolved Organic Carbon	2.08	mg/L	03/10/2023	GEL	SM 5310B

SANTEE COOPER ANALYTICAL SERVICES

CERTIFICATE OF ANALYSIS

LAB CERTIFICATION #08552

Sample # AF56403 Location: GW Well WAP-10 Date: 02/27/2023 Sample Collector: ZDM/ML
Loc. Code WAP-10 Time: 09:57

Analysis	Result	Units	Test Date	Analyst	Method
Nitrite	<0.10	mg/L	03/02/2023	KCWELLS	EPA 300.0
Nitrate	<0.10	mg/L	03/02/2023	KCWELLS	EPA 300.0
Sulfate	817	mg/L	03/02/2023	KCWELLS	EPA 300.0
Chloride	786	mg/L	03/02/2023	KCWELLS	EPA 300.0
Fluoride	<0.10	mg/L	03/02/2023	KCWELLS	EPA 300.0
Total Dissolved Solids	3002	mg/L	03/09/2023	SJBROWN	SM 2540C
Radium 226	1.55	pCi/L	04/03/2023	GEL	EPA 903.1 Mod
Radium 228	-0.163	pCi/L	03/29/2023	GEL	EPA 904.0
Radium 226/228 Combined Calculation	1.55	pCi/L	04/03/2023	GEL	EPA 903.1 Mod
Alkalinity as CaCO3	<4	mg/kg	03/09/2023	GEL	SM2320B
Alkalinity	227	mg/L	03/09/2023	GEL	SM 2320B
Bicarbonate Alkalinity	227	mg/L	03/09/2023	GEL	SM 2320B
Total Phosphorus	0.20	mg/L	03/02/2023	KCWELLS	EPA 365.1
SiO2	22600	%	03/30/2023	EUROFINS SAV	ASTM D3682
SiO2 Dissolved	22600	ug/L	03/30/2023	EUROFINS SAV	EPA 200.7
Silver	<1	ug/L	03/21/2023	EUROFINS SAV	EPA 6020B
Silver- Dissolved	<1	ug/L	03/21/2023	EUROFINS SAV	EPA 200.8

Comments:

Independent Laboratory Results: "GEL" - GEL Laboratories LLC - Lab ID # 10120; "Test America" - TestAmerica Laboratories, Inc. - Lab ID# 98001; "DavisBrown"- Davis & Brown Lab ID # 21117; "Shealy"- Shealy Environmental Services, Inc.- Lab ID# 32010 "ROGERSCALLCO"- Rogers & Callcot, Inc.- Lab ID # 23105001

Analysis Validated:



Validation date: 05/09/2023

Linda Williams - Manager Analytical Services

Authorized Signature Only- Not Valid Unless Signed

SANTEE COOPER ANALYTICAL SERVICES
CERTIFICATE OF ANALYSIS
LAB CERTIFICATION #08552

Sample # AF56404 **Location:** GW Well WAP-10 **Date:** 02/27/2023 **Sample Collector:** ZDM/ML
Loc. Code WAP-10 **DUP** **Time:** 10:02

Analysis	Result	Units	Test Date	Analyst	Method
Aluminum	<0.1	mg/L	03/16/2023	SJHATCHE	EPA 6020B
Aluminum - Dissolved	<0.1	mg/L	03/20/2023	EUROFINS SAV	EPA 200.7
Arsenic	<5.0	ug/L	03/16/2023	SJHATCHE	EPA 6020B
Arsenic Dissolved	<5.0	ug/L	03/21/2023	SJHATCHE	EPA 6020B
Barium	304	ug/L	03/16/2023	SJHATCHE	EPA 6020B
Barium Dissolved	313	ug/L	03/20/2023	EUROFINS SAV	EPA 6020B
Beryllium	<0.50	ug/L	03/16/2023	SJHATCHE	EPA 6020B
Beryllium Dissolved	<0.5	ug/L	03/21/2023	SJHATCHE	EPA 6020B
Calcium	621	mg/L	03/17/2023	SJHATCHE	EPA 6020B
Calcium Dissolved	653	mg/L	03/20/2023	EUROFINS SAV	EPA 6020B
Cadmium	<0.5	ug/L	03/16/2023	SJHATCHE	EPA 6020B
Cadmium - Dissolved	<0.5	ug/L	03/20/2023	EUROFINS SAV	EPA 200.8
Cobalt	<0.5	ug/L	03/16/2023	SJHATCHE	EPA 6020B
Cobalt Dissolved	<0.5	ug/L	03/21/2023	SJHATCHE	EPA 6020B
Chromium	<5.0	ug/L	03/16/2023	SJHATCHE	EPA 6020B
Chromium - Dissolved	<5	ug/L	03/20/2023	EUROFINS SAV	EPA 200.8
Lead	<1.0	ug/L	03/16/2023	SJHATCHE	EPA 6020B
Lead - Dissolved	<2.5	ug/L	03/20/2023	EUROFINS SAV	EPA 200.8
Antimony	<5.0	ug/L	03/16/2023	SJHATCHE	EPA 6020B
Antimony - Dissolved	<5	ug/L	03/20/2023	EUROFINS SAV	EPA 200.8
Selenium	<10.0	ug/L	03/16/2023	SJHATCHE	EPA 6020B
Selenium - Dissolved	<20	ug/L	03/20/2023	EUROFINS SAV	EPA 200.8
Thallium	<1.0	ug/L	03/16/2023	SJHATCHE	EPA 6020B
Thallium - Dissolved	<1	ug/L	03/20/2023	EUROFINS SAV	EPA 200.8
Boron	9440	ug/L	03/23/2023	SJHATCHE	EPA 6010D
Boron Dissolved	8700	ug/L	03/23/2023	EUROFINS SAV	EPA 6010D
Lithium	39.3	ug/L	03/23/2023	SJHATCHE	EPA 6010D
Lithium Dissolved	39.3	ug/L	03/23/2023	SJHATCHE	EPA 6010D
Molybdenum	<5.00	ug/L	03/23/2023	SJHATCHE	EPA 6010D
Molybdenum Dissolved	<10	ug/L	03/20/2023	EUROFINS SAV	EPA 6010D
Mercury	<0.2	ug/L	03/21/2023	EUROFINS SAV	EPA 7470
Iron	23600	ug/L	03/16/2023	SJHATCHE	EPA 6020B
Iron - Dissolved	20300	ug/L	03/21/2023	SJHATCHE	EPA 6020B
Potassium	25.4	mg/L	03/16/2023	SJHATCHE	EPA 6020B
Potassium Dissolved	28.6	mg/L	03/20/2023	EUROFINS SAV	EPA 6020B
Sodium	149	mg/L	03/16/2023	SJHATCHE	EPA 6020B
Sodium Dissolved	158	mg/L	03/21/2023	EUROFINS SAV	EPA 6020B
Magnesium	87.7	mg/L	03/16/2023	SJHATCHE	EPA 6020B
Magnesium Dissolved	91.7	mg/L	03/20/2023	EUROFINS SAV	EPA 6020B
Manganese	678	ug/L	03/16/2023	SJHATCHE	EPA 6020B
Manganese Dissolved	679	ug/L	03/21/2023	SJHATCHE	EPA 6020B
Zinc	<10.0	ug/L	03/16/2023	SJHATCHE	EPA 6020B
Zinc Dissolved	<20	ug/L	03/20/2023	EUROFINS SAV	EPA 6020B
Copper	<5.0	ug/L	03/16/2023	SJHATCHE	EPA 6020B
Nickel	<0.5	ug/L	03/16/2023	SJHATCHE	EPA 6020B
Nickel - Dissolved	<5	ug/L	03/20/2023	EUROFINS SAV	EPA 200.8
Sulfide	<0.1	mg/L	03/06/2023	GEL	EPA 9034
Total Organic Carbon	1.79	mg/L	03/11/2023	GEL	SM 5310B
Dissolved Organic Carbon	2.36	mg/L	03/10/2023	GEL	SM 5310B

SANTEE COOPER ANALYTICAL SERVICES

CERTIFICATE OF ANALYSIS

LAB CERTIFICATION #08552

Sample # AF56404 Location: GW Well WAP-10 Date: 02/27/2023 Sample Collector: ZDM/ML
Loc. Code WAP-10 DUP Time: 10:02

Analysis	Result	Units	Test Date	Analyst	Method
Nitrite	<0.10	mg/L	03/02/2023	KCWELLS	EPA 300.0
Nitrate	<0.10	mg/L	03/02/2023	KCWELLS	EPA 300.0
Sulfate	850	mg/L	03/02/2023	KCWELLS	EPA 300.0
Chloride	813	mg/L	03/02/2023	KCWELLS	EPA 300.0
Fluoride	0.11	mg/L	03/02/2023	KCWELLS	EPA 300.0
Total Dissolved Solids	3116	mg/L	03/09/2023	SJBROWN	SM 2540C
Radium 226	2.11	pCi/L	04/03/2023	GEL	EPA 903.1 Mod
Radium 228	1.00	pCi/L	03/29/2023	GEL	EPA 904.0
Radium 226/228 Combined Calculation	3.12	pCi/L	04/03/2023	GEL	EPA 903.1 Mod
Alkalinity as CaCO3	<4	mg/kg	03/09/2023	GEL	SM2320B
Alkalinity	232	mg/L	03/09/2023	GEL	SM 2320B
Bicarbonate Alkalinity	232	mg/L	03/09/2023	GEL	SM 2320B
SiO2	22600	%	04/03/2023	EUROFINS SAV	ASTM D3682
SiO2 Dissolved	22600	ug/L	04/03/2023	EUROFINS SAV	EPA 200.7
Silver	<1	ug/L	03/20/2023	EUROFINS SAV	EPA 6020B
Silver- Dissolved	<1	ug/L	03/20/2023	EUROFINS SAV	EPA 200.8

Comments:

Independent Laboratory Results: "GEL" - GEL Laboratories LLC - Lab ID # 10120; "Test America" - TestAmerica Laboratories, Inc. - Lab ID# 98001; "DavisBrown"- Davis & Brown Lab ID # 21117; "Shealy"- Shealy Environmental Services, Inc.- Lab ID# 32010 "ROGERSCALLCO"- Rogers & Callcot, Inc.- Lab ID # 23105001

Analysis Validated:



Validation date: 05/08/2023

Linda Williams - Manager Analytical Services

Authorized Signature Only- Not Valid Unless Signed

SANTEE COOPER ANALYTICAL SERVICES

CERTIFICATE OF ANALYSIS

LAB CERTIFICATION #08552

Sample # AF56416 Location: GW Well WAP-17 Date: 03/08/2023 Sample Collector: ZDM/ML
Loc. Code WAP-17 Time: 10:09

Analysis	Result	Units	Test Date	Analyst	Method
Nitrite	<0.10	mg/L	03/10/2023	KCWELLS	EPA 300.0
Nitrate	<0.10	mg/L	03/10/2023	KCWELLS	EPA 300.0
Sulfate	663	mg/L	03/10/2023	KCWELLS	EPA 300.0
Chloride	189	mg/L	03/10/2023	KCWELLS	EPA 300.0
Fluoride	<0.10	mg/L	03/10/2023	KCWELLS	EPA 300.0
Total Dissolved Solids	1301	mg/L	03/21/2023	KCWELLS	SM 2540C
Radium 226	0.145	pCi/L	04/11/2023	GEL	EPA 903.1 Mod
Radium 228	0.331	pCi/L	04/04/2023	GEL	EPA 904.0
Radium 226/228 Combined Calculation	0.476	pCi/L	04/11/2023	GEL	EPA 903.1 Mod
Alkalinity as CaCO3	<5.71	mg/kg	03/13/2023	SUB_GEL	SM2320B
Alkalinity	67.4	mg/L	03/13/2023	SUB_GEL	SM 2320B
Bicarbonate Alkalinity	67.4	mg/L	03/13/2023	SUB_GEL	SM 2320B
Total Phosphorus	<0.025	mg/L	03/28/2023	KCWELLS	EPA 365.1
SiO2	4700	%	03/30/2023	EUROFINS SAV	ASTM D3682
SiO2 Dissolved	4700	ug/L	03/30/2023	EUROFINS SAV	EPA 200.7
Silver	<1	ug/L	03/21/2023	EUROFINS SAV	EPA 6020B
Silver- Dissolved	<1	ug/L	03/21/2023	EUROFINS SAV	EPA 200.8

Comments:

Independent Laboratory Results: "GEL" - GEL Laboratories LLC - Lab ID # 10120; "Test America" - TestAmerica Laboratories, Inc. - Lab ID# 98001; "DavisBrown"- Davis & Brown Lab ID # 21117; "Shealy"- Shealy Environmental Services, Inc.- Lab ID# 32010 "ROGERSCALLCO"- Rogers & Callcot, Inc.- Lab ID # 23105001

Analysis Validated:



Validation date: 05/08/2023

Linda Williams - Manager Analytical Services

Authorized Signature Only- Not Valid Unless Signed

SANTEE COOPER ANALYTICAL SERVICES
CERTIFICATE OF ANALYSIS
LAB CERTIFICATION #08552
Sample # AF56417 **Location:** GW Well WAP-17 **Date:** 03/08/2023 **Sample Collector:** ZDM/ML

Loc. Code WAP-17 **DUP** **Time:** 10:14

Analysis	Result	Units	Test Date	Analyst	Method
Aluminum	<0.1	mg/L	03/21/2023	EUROFINS SAV	EPA 6020B
Aluminum - Dissolved	<0.1	mg/L	03/20/2023	EUROFINS SAV	EPA 200.7
Arsenic	85.8	ug/L	03/21/2023	EUROFINS SAV	EPA 6020B
Arsenic Dissolved	84.0	ug/L	03/21/2023	EUROFINS SAV	EPA 6020B
Barium	45.4	ug/L	03/21/2023	EUROFINS SAV	EPA 6020B
Barium Dissolved	50.0	ug/L	03/20/2023	EUROFINS SAV	EPA 6020B
Beryllium	<0.5	ug/L	03/21/2023	EUROFINS SAV	EPA 6020B
Beryllium Dissolved	<0.5	ug/L	03/21/2023	EUROFINS SAV	EPA 6020B
Calcium	260.0	mg/L	03/20/2023	EUROFINS SAV	EPA 6010D
Calcium Dissolved	270	mg/L	03/20/2023	EUROFINS SAV	EPA 6020B
Cadmium	<0.5	ug/L	03/21/2023	EUROFINS SAV	EPA 6020B
Cadmium - Dissolved	<0.5	ug/L	03/20/2023	EUROFINS SAV	EPA 200.8
Cobalt	<0.5	ug/L	03/21/2023	EUROFINS SAV	EPA 6020B
Cobalt Dissolved	<0.5	ug/L	03/21/2023	EUROFINS SAV	EPA 6020B
Chromium	<5	ug/L	03/21/2023	EUROFINS SAV	EPA 6020B
Chromium - Dissolved	<5	ug/L	03/20/2023	EUROFINS SAV	EPA 200.8
Lead	<2.5	ug/L	03/21/2023	EUROFINS SAV	EPA 6020B
Lead - Dissolved	<2.5	ug/L	03/20/2023	EUROFINS SAV	EPA 200.8
Antimony	<5	ug/L	03/21/2023	EUROFINS SAV	EPA 6020B
Antimony - Dissolved	<5	ug/L	03/20/2023	EUROFINS SAV	EPA 200.8
Selenium	<20	ug/L	03/20/2023	EUROFINS SAV	EPA 6010D
Selenium - Dissolved	<20	ug/L	03/20/2023	EUROFINS SAV	EPA 200.8
Thallium	<1	ug/L	03/21/2023	EUROFINS SAV	EPA 6020B
Thallium - Dissolved	<1	ug/L	03/20/2023	EUROFINS SAV	EPA 200.8
Boron	4470	ug/L	04/24/2023	LCWILLIA	EPA 6010D
Boron Dissolved	3870	ug/L	03/23/2023	EUROFINS SAV	EPA 6010D
Lithium	73.9	ug/L	04/20/2023	LCWILLIA	EPA 6010D
Lithium Dissolved	70.5	ug/L	03/24/2023	LCWILLIA	EPA 6010D
Molybdenum	21.2	ug/L	03/21/2023	EUROFINS SAV	EPA 6010D
Molybdenum Dissolved	21	ug/L	03/20/2023	EUROFINS SAV	EPA 6010D
Mercury	<0.2	ug/L	03/21/2023	EUROFINS SAV	EPA 7470
Iron	1740	ug/L	03/20/2023	EUROFINS SAV	EPA 6010D
Iron - Dissolved	1940	ug/L	03/21/2023	EUROFINS SAV	EPA 6020B
Potassium	13.8	mg/L	03/20/2023	EUROFINS SAV	EPA 6010D
Potassium Dissolved	14.1	mg/L	03/20/2023	EUROFINS SAV	EPA 6020B
Sodium	69.4	mg/L	03/20/2023	EUROFINS SAV	EPA 6010D
Sodium Dissolved	72.3	mg/L	03/21/2023	EUROFINS SAV	EPA 6020B
Magnesium	37.6	mg/L	03/20/2023	EUROFINS SAV	EPA 6010D
Magnesium Dissolved	38.9	mg/L	03/20/2023	EUROFINS SAV	EPA 6020B
Manganese	84.4	ug/L	03/21/2023	EUROFINS SAV	EPA 6020B
Manganese Dissolved	78.4	ug/L	03/24/2023	EUROFINS SAV	EPA 6020B
Zinc	27.9	ug/L	03/21/2023	EUROFINS SAV	EPA 6020B
Zinc Dissolved	<20	ug/L	03/20/2023	EUROFINS SAV	EPA 6020B
Copper	<5	ug/L	03/21/2023	EUROFINS SAV	EPA 6020B
Nickel	<5	ug/L	03/21/2023	EUROFINS SAV	EPA 6020B
Nickel - Dissolved	<5	ug/L	03/20/2023	EUROFINS SAV	EPA 200.8
Sulfide	<0.1	mg/L	03/14/2023	SUB_GEL	EPA 9034
Total Organic Carbon	10.5	mg/L	03/21/2023	SUB_GEL	SM 5310B
Dissolved Organic Carbon	10.7	mg/L	03/16/2023	SUB_GEL	SM 5310B

SANTEE COOPER ANALYTICAL SERVICES
CERTIFICATE OF ANALYSIS
LAB CERTIFICATION #08552
Sample # AF56417 **Location:** GW Well WAP-17 **Date:** 03/08/2023 **Sample Collector:** ZDM/ML

Loc. Code WAP-17 **DUP** **Time:** 10:14

Analysis	Result	Units	Test Date	Analyst	Method
Nitrite	<0.10	mg/L	03/10/2023	KCWELLS	EPA 300.0
Nitrate	<0.10	mg/L	03/10/2023	KCWELLS	EPA 300.0
Sulfate	661	mg/L	03/10/2023	KCWELLS	EPA 300.0
Chloride	185	mg/L	03/10/2023	KCWELLS	EPA 300.0
Fluoride	<0.10	mg/L	03/10/2023	KCWELLS	EPA 300.0
Total Dissolved Solids	1402	mg/L	03/15/2023	KCWELLS	SM 2540C
Radium 226	0.690	pCi/L	04/11/2023	GEL	EPA 903.1 Mod
Radium 228	2.50	pCi/L	04/04/2023	GEL	EPA 904.0
Radium 226/228 Combined Calculation	3.19	pCi/L	04/11/2023	GEL	EPA 903.1 Mod
Alkalinity as CaCO3	<5.71	mg/kg	03/13/2023	SUB_GEL	SM2320B
Alkalinity	59.4	mg/L	03/13/2023	SUB_GEL	SM 2320B
Bicarbonate Alkalinity	59.4	mg/L	03/13/2023	SUB_GEL	SM 2320B
Silver	<1	ug/L	03/20/2023	EUROFINS SAV	EPA 6020B
Silver- Dissolved	<1	ug/L	03/20/2023	EUROFINS SAV	EPA 200.8

Comments:

Independent Laboratory Results: "GEL" - GEL Laboratories LLC - Lab ID # 10120; "Test America" - TestAmerica Laboratories, Inc. - Lab ID# 98001; "DavisBrown"- Davis & Brown Lab ID # 21117; "Shealy"- Shealy Environmental Services, Inc.- Lab ID# 32010 "ROGERSCALLCO"- Rogers & Callcot, Inc.- Lab ID # 23105001

Analysis Validated:



Validation date: 05/08/2023

Linda Williams - Manager Analytical Services

Authorized Signature Only- Not Valid Unless Signed

SANTEE COOPER ANALYTICAL SERVICES
CERTIFICATE OF ANALYSIS
LAB CERTIFICATION #08552
Sample # AF56418 **Location:** GW Well WAP-18 **Date:** 03/09/2023 **Sample Collector:** ZDM/ML

Loc. Code WAP-18 **Time:** 12:07

Analysis	Result	Units	Test Date	Analyst	Method
Aluminum	0.134	mg/L	03/21/2023	EUROFINS SAV	EPA 6020B
Aluminum - Dissolved	0.130	mg/L	03/20/2023	EUROFINS SAV	EPA 200.7
Arsenic	249	ug/L	03/21/2023	EUROFINS SAV	EPA 6020B
Arsenic Dissolved	229	ug/L	03/21/2023	EUROFINS SAV	EPA 6020B
Barium	127	ug/L	03/21/2023	EUROFINS SAV	EPA 6020B
Barium Dissolved	133	ug/L	03/21/2023	EUROFINS SAV	EPA 6020B
Beryllium	<0.5	ug/L	03/21/2023	EUROFINS SAV	EPA 6020B
Beryllium Dissolved	<0.5	ug/L	03/21/2023	EUROFINS SAV	EPA 6020B
Calcium	94.40	mg/L	03/20/2023	EUROFINS SAV	EPA 6010D
Calcium Dissolved	96	mg/L	03/21/2023	EUROFINS SAV	EPA 6020B
Cadmium	<0.5	ug/L	03/21/2023	EUROFINS SAV	EPA 6020B
Cadmium - Dissolved	<0.5	ug/L	03/20/2023	EUROFINS SAV	EPA 200.8
Cobalt	2.17	ug/L	03/21/2023	EUROFINS SAV	EPA 6020B
Cobalt Dissolved	2.2	ug/L	03/21/2023	EUROFINS SAV	EPA 6020B
Chromium	<5	ug/L	03/21/2023	EUROFINS SAV	EPA 6020B
Chromium - Dissolved	<5	ug/L	03/20/2023	EUROFINS SAV	EPA 200.8
Lead	<2.5	ug/L	03/21/2023	EUROFINS SAV	EPA 6020B
Lead - Dissolved	<2.5	ug/L	03/20/2023	EUROFINS SAV	EPA 200.8
Antimony	<5	ug/L	03/21/2023	EUROFINS SAV	EPA 6020B
Antimony - Dissolved	<5	ug/L	03/21/2023	EUROFINS SAV	EPA 200.8
Selenium	<20	ug/L	03/20/2023	EUROFINS SAV	EPA 6010D
Selenium - Dissolved	<20	ug/L	03/20/2023	EUROFINS SAV	EPA 200.8
Thallium	<1	ug/L	03/21/2023	EUROFINS SAV	EPA 6020B
Thallium - Dissolved	<1	ug/L	03/21/2023	EUROFINS SAV	EPA 200.8
Boron	1530	ug/L	04/24/2023	LCWILLIA	EPA 6010D
Boron Dissolved	1340	ug/L	03/25/2023	EUROFINS SAV	EPA 6010D
Lithium	76.7	ug/L	03/24/2023	EUROFINS SAV	EPA 6010D
Lithium Dissolved	87.9	ug/L	03/25/2023	EUROFINS SAV	EPA 6010D
Molybdenum	90.2	ug/L	03/21/2023	EUROFINS SAV	EPA 6010D
Molybdenum Dissolved	92	ug/L	03/21/2023	EUROFINS SAV	EPA 6010D
Mercury	<0.2	ug/L	03/21/2023	EUROFINS SAV	EPA 7470
Iron	840	ug/L	03/20/2023	EUROFINS SAV	EPA 6010D
Iron - Dissolved	788	ug/L	03/21/2023	EUROFINS SAV	EPA 6020B
Potassium	7.42	mg/L	03/20/2023	EUROFINS SAV	EPA 6010D
Potassium Dissolved	7.7	mg/L	03/21/2023	EUROFINS SAV	EPA 6020B
Sodium	25.2	mg/L	03/20/2023	EUROFINS SAV	EPA 6010D
Sodium Dissolved	25.3	mg/L	03/21/2023	EUROFINS SAV	EPA 6020B
Magnesium	7.51	mg/L	03/20/2023	EUROFINS SAV	EPA 6010D
Magnesium Dissolved	7.53	mg/L	03/21/2023	EUROFINS SAV	EPA 6020B
Manganese	113	ug/L	03/21/2023	EUROFINS SAV	EPA 6020B
Manganese Dissolved	100	ug/L	03/25/2023	EUROFINS SAV	EPA 6020B
Zinc	<20	ug/L	03/21/2023	EUROFINS SAV	EPA 6020B
Zinc Dissolved	<20	ug/L	03/21/2023	EUROFINS SAV	EPA 6020B
Copper	<5	ug/L	03/21/2023	EUROFINS SAV	EPA 6020B
Nickel	<5	ug/L	03/21/2023	EUROFINS SAV	EPA 6020B
Nickel - Dissolved	<5	ug/L	03/21/2023	EUROFINS SAV	EPA 200.8
Sulfide	<0.1	mg/L	03/14/2023	SUB_GEL	EPA 9034
Total Organic Carbon	10.3	mg/L	03/21/2023	SUB_GEL	SM 5310B
Dissolved Organic Carbon	10.1	mg/L	03/16/2023	SUB_GEL	SM 5310B

SANTEE COOPER ANALYTICAL SERVICES
CERTIFICATE OF ANALYSIS
LAB CERTIFICATION #08552
Sample # AF56418 **Location:** GW Well WAP-18 **Date:** 03/09/2023 **Sample Collector:** ZDM/ML

Loc. Code WAP-18 **Time:** 12:07

Analysis	Result	Units	Test Date	Analyst	Method
Nitrite	<0.10	mg/L	03/17/2023	KCWELLS	EPA 300.0
Nitrate	<0.10	mg/L	03/17/2023	KCWELLS	EPA 300.0
Nitrate-Nitrite Cadmium Reduction	<0.2	mg/L	03/13/2023	GEL	EPA 353.2
Sulfate	232	mg/L	03/23/2023	KCWELLS	EPA 300.0
Chloride	47.1	mg/L	03/23/2023	KCWELLS	EPA 300.0
Fluoride	<0.10	mg/L	03/17/2023	KCWELLS	EPA 300.0
Total Dissolved Solids	521.2	mg/L	03/24/2023	KCWELLS	SM 2540C
Radium 226	1.09	pCi/L	04/11/2023	GEL	EPA 903.1 Mod
Radium 228	0.0769	pCi/L	04/04/2023	GEL	EPA 904.0
Radium 226/228 Combined Calculation	1.17	pCi/L	04/11/2023	GEL	EPA 903.1 Mod
Alkalinity as CaCO3	<5.71	mg/kg	03/13/2023	SUB_GEL	SM2320B
Alkalinity	32.0	mg/L	03/13/2023	SUB_GEL	SM 2320B
Bicarbonate Alkalinity	32.0	mg/L	03/13/2023	SUB_GEL	SM 2320B
Total Phosphorus	<0.025	mg/L	03/30/2023	KCWELLS	EPA 365.1
SiO2	5440	%	03/30/2023	EUROFINS SAV	ASTM D3682
SiO2 Dissolved	5440	ug/L	03/30/2023	EUROFINS SAV	EPA 200.7
Silver	<1	ug/L	03/21/2023	EUROFINS SAV	EPA 6020B
Silver- Dissolved	<1	ug/L	03/21/2023	EUROFINS SAV	EPA 200.8

Comments:

Independent Laboratory Results: "GEL" - GEL Laboratories LLC - Lab ID # 10120; "Test America" - TestAmerica Laboratories, Inc. - Lab ID# 98001; "DavisBrown"- Davis & Brown Lab ID # 21117; "Shealy"- Shealy Environmental Services, Inc.- Lab ID# 32010 "ROGERSCALLCO"- Rogers & Callcot, Inc.- Lab ID # 23105001

 Analysis Validated:  Validation date: 05/08/2023
 Linda Williams - Manager Analytical Services

Authorized Signature Only- Not Valid Unless Signed

SANTEE COOPER ANALYTICAL SERVICES

CERTIFICATE OF ANALYSIS

LAB CERTIFICATION #08552

Sample # AF56419 Location: GW Well WAP-19 Date: 03/07/2023 Sample Collector: ZDM/ML

Loc. Code WAP-19 Time: 14:51

Analysis	Result	Units	Test Date	Analyst	Method
Aluminum	0.672	mg/L	03/21/2023	EUROFINS SAV	EPA 6020B
Aluminum - Dissolved	<0.1	mg/L	03/20/2023	EUROFINS SAV	EPA 200.7
Arsenic	474	ug/L	03/21/2023	EUROFINS SAV	EPA 6020B
Arsenic Dissolved	103	ug/L	03/21/2023	EUROFINS SAV	EPA 6020B
Barium	83.9	ug/L	03/21/2023	EUROFINS SAV	EPA 6020B
Barium Dissolved	71.5	ug/L	03/21/2023	EUROFINS SAV	EPA 6020B
Beryllium	<0.5	ug/L	03/21/2023	EUROFINS SAV	EPA 6020B
Beryllium Dissolved	<0.5	ug/L	03/21/2023	EUROFINS SAV	EPA 6020B
Calcium	601.0	mg/L	03/20/2023	EUROFINS SAV	EPA 6010D
Calcium Dissolved	535	mg/L	03/24/2023	EUROFINS SAV	EPA 6020B
Cadmium	<0.5	ug/L	03/21/2023	EUROFINS SAV	EPA 6020B
Cadmium - Dissolved	<0.5	ug/L	03/20/2023	EUROFINS SAV	EPA 200.8
Cobalt	1.29	ug/L	03/21/2023	EUROFINS SAV	EPA 6020B
Cobalt Dissolved	1.3	ug/L	03/21/2023	EUROFINS SAV	EPA 6020B
Chromium	<5	ug/L	03/21/2023	EUROFINS SAV	EPA 6020B
Chromium - Dissolved	<5	ug/L	03/20/2023	EUROFINS SAV	EPA 200.8
Lead	<2.5	ug/L	03/21/2023	EUROFINS SAV	EPA 6020B
Lead - Dissolved	<2.5	ug/L	03/20/2023	EUROFINS SAV	EPA 200.8
Antimony	<5	ug/L	03/21/2023	EUROFINS SAV	EPA 6020B
Antimony - Dissolved	<5	ug/L	03/21/2023	EUROFINS SAV	EPA 200.8
Selenium	<20	ug/L	03/20/2023	EUROFINS SAV	EPA 6010D
Selenium - Dissolved	<20	ug/L	03/24/2023	EUROFINS SAV	EPA 200.8
Thallium	<1	ug/L	03/21/2023	EUROFINS SAV	EPA 6020B
Thallium - Dissolved	<1	ug/L	03/21/2023	EUROFINS SAV	EPA 200.8
Boron	4200	ug/L	04/24/2023	LCWILLIA	EPA 6010D
Boron Dissolved	3430	ug/L	04/06/2023	EUROFINS SAV	EPA 6010D
Lithium	234	ug/L	03/24/2023	EUROFINS SAV	EPA 6010D
Lithium Dissolved	223	ug/L	03/24/2023	EUROFINS SAV	EPA 6010D
Molybdenum	94.7	ug/L	03/21/2023	EUROFINS SAV	EPA 6010D
Molybdenum Dissolved	56	ug/L	03/24/2023	EUROFINS SAV	EPA 6010D
Mercury	<0.2	ug/L	03/21/2023	EUROFINS SAV	EPA 7470
Iron	19700	ug/L	03/20/2023	EUROFINS SAV	EPA 6010D
Iron - Dissolved	1430	ug/L	03/24/2023	EUROFINS SAV	EPA 6020B
Potassium	22.2	mg/L	03/20/2023	EUROFINS SAV	EPA 6010D
Potassium Dissolved	19.7	mg/L	03/24/2023	EUROFINS SAV	EPA 6020B
Sodium	44.9	mg/L	03/20/2023	EUROFINS SAV	EPA 6010D
Sodium Dissolved	41.7	mg/L	03/21/2023	EUROFINS SAV	EPA 6020B
Magnesium	88.7	mg/L	03/20/2023	EUROFINS SAV	EPA 6010D
Magnesium Dissolved	78.8	mg/L	03/24/2023	EUROFINS SAV	EPA 6020B
Manganese	1020	ug/L	03/21/2023	EUROFINS SAV	EPA 6020B
Manganese Dissolved	815	ug/L	03/24/2023	EUROFINS SAV	EPA 6020B
Zinc	24.2	ug/L	03/21/2023	EUROFINS SAV	EPA 6020B
Zinc Dissolved	<20	ug/L	03/21/2023	EUROFINS SAV	EPA 6020B
Copper	<5	ug/L	03/21/2023	EUROFINS SAV	EPA 6020B
Nickel	<5	ug/L	03/21/2023	EUROFINS SAV	EPA 6020B
Nickel - Dissolved	<5	ug/L	03/21/2023	EUROFINS SAV	EPA 200.8
Sulfide	<0.1	mg/L	03/13/2023	GEL	EPA 9034
Total Organic Carbon	10.6	mg/L	03/21/2023	GEL	SM 5310B
Dissolved Organic Carbon	8.47	mg/L	03/16/2023	GEL	SM 5310B

SANTEE COOPER ANALYTICAL SERVICES

CERTIFICATE OF ANALYSIS

LAB CERTIFICATION #08552

Sample # AF56419 Location: GW Well WAP-19 Date: 03/07/2023 Sample Collector: ZDM/ML
Loc. Code WAP-19 Time: 14:51

Analysis	Result	Units	Test Date	Analyst	Method
Nitrite	<0.10	mg/L	03/10/2023	KCWELLS	EPA 300.0
Nitrate	<0.10	mg/L	03/10/2023	KCWELLS	EPA 300.0
Sulfate	1540	mg/L	03/10/2023	KCWELLS	EPA 300.0
Chloride	45.5	mg/L	03/10/2023	KCWELLS	EPA 300.0
Fluoride	0.21	mg/L	03/10/2023	KCWELLS	EPA 300.0
Total Dissolved Solids	2562	mg/L	03/15/2023	KCWELLS	SM 2540C
Radium 226	0.809	pCi/L	04/11/2023	GEL	EPA 903.1 Mod
Radium 228	1.89	pCi/L	04/04/2023	GEL	EPA 904.0
Radium 226/228 Combined Calculation	2.70	pCi/L	04/11/2023	GEL	EPA 903.1 Mod
Alkalinity as CaCO3	<5.71	mg/kg	03/13/2023	GEL	SM2320B
Alkalinity	222	mg/L	03/13/2023	GEL	SM 2320B
Bicarbonate Alkalinity	222	mg/L	03/13/2023	GEL	SM 2320B
Total Phosphorus	0.28	mg/L	03/28/2023	KCWELLS	EPA 365.1
SiO2	7130	%	03/30/2023	EUROFINS SAV	ASTM D3682
SiO2 Dissolved	7130	ug/L	03/30/2023	EUROFINS SAV	EPA 200.7
Silver	<1	ug/L	03/21/2023	EUROFINS SAV	EPA 6020B
Silver- Dissolved	<1	ug/L	03/21/2023	EUROFINS SAV	EPA 200.8

Comments:

Independent Laboratory Results: "GEL" - GEL Laboratories LLC - Lab ID # 10120; "Test America" - TestAmerica Laboratories, Inc. - Lab ID# 98001; "DavisBrown"- Davis & Brown Lab ID # 21117; "Shealy"- Shealy Environmental Services, Inc.- Lab ID# 32010 "ROGERSCALLCO"- Rogers & Callcot, Inc.- Lab ID # 23105001

Analysis Validated:



Validation date: 05/08/2023

Linda Williams - Manager Analytical Services

Authorized Signature Only- Not Valid Unless Signed

SANTEE COOPER ANALYTICAL SERVICES

CERTIFICATE OF ANALYSIS

LAB CERTIFICATION #08552

Sample # AF56421 Location: GW Well WAP-21 Date: 03/01/2023 Sample Collector: ZDM/ML

Loc. Code WAP-21 Time: 14:41

Analysis	Result	Units	Test Date	Analyst	Method
Aluminum	0.159	mg/L	03/21/2023	EUROFINS SAV	EPA 6020B
Aluminum - Dissolved	0.130	mg/L	03/20/2023	EUROFINS SAV	EPA 200.7
Arsenic	<3	ug/L	03/21/2023	EUROFINS SAV	EPA 6020B
Arsenic Dissolved	<3	ug/L	03/21/2023	EUROFINS SAV	EPA 6020B
Barium	37.8	ug/L	03/21/2023	EUROFINS SAV	EPA 6020B
Barium Dissolved	33.3	ug/L	03/20/2023	EUROFINS SAV	EPA 6020B
Beryllium	<0.5	ug/L	03/21/2023	EUROFINS SAV	EPA 6020B
Beryllium Dissolved	<0.5	ug/L	03/21/2023	EUROFINS SAV	EPA 6020B
Calcium	114.0	mg/L	03/20/2023	EUROFINS SAV	EPA 6010D
Calcium Dissolved	99	mg/L	03/24/2023	EUROFINS SAV	EPA 6020B
Cadmium	<0.5	ug/L	03/21/2023	EUROFINS SAV	EPA 6020B
Cadmium - Dissolved	<0.5	ug/L	03/20/2023	EUROFINS SAV	EPA 200.8
Cobalt	<0.5	ug/L	03/21/2023	EUROFINS SAV	EPA 6020B
Cobalt Dissolved	<0.5	ug/L	03/21/2023	EUROFINS SAV	EPA 6020B
Chromium	<5	ug/L	03/21/2023	EUROFINS SAV	EPA 6020B
Chromium - Dissolved	<5	ug/L	03/20/2023	EUROFINS SAV	EPA 200.8
Lead	<2.5	ug/L	03/21/2023	EUROFINS SAV	EPA 6020B
Lead - Dissolved	<2.5	ug/L	03/20/2023	EUROFINS SAV	EPA 200.8
Antimony	<5	ug/L	03/21/2023	EUROFINS SAV	EPA 6020B
Antimony - Dissolved	<5	ug/L	03/20/2023	EUROFINS SAV	EPA 200.8
Selenium	<20	ug/L	03/20/2023	EUROFINS SAV	EPA 6010D
Selenium - Dissolved	<20	ug/L	03/24/2023	EUROFINS SAV	EPA 200.8
Thallium	<1	ug/L	03/21/2023	EUROFINS SAV	EPA 6020B
Thallium - Dissolved	<1	ug/L	03/20/2023	EUROFINS SAV	EPA 200.8
Boron	2680	ug/L	04/24/2023	LCWILLIA	EPA 6010D
Boron Dissolved	2550	ug/L	03/23/2023	EUROFINS SAV	EPA 6010D
Lithium	<5	ug/L	04/20/2023	LCWILLIA	EPA 6010D
Lithium Dissolved	<5	ug/L	04/19/2023	LCWILLIA	EPA 6010D
Molybdenum	<10	ug/L	03/21/2023	EUROFINS SAV	EPA 6010D
Molybdenum Dissolved	<10	ug/L	03/24/2023	EUROFINS SAV	EPA 6010D
Mercury	<0.2	ug/L	03/21/2023	EUROFINS SAV	EPA 7470
Iron	4430	ug/L	03/20/2023	EUROFINS SAV	EPA 6010D
Iron - Dissolved	3540	ug/L	03/24/2023	EUROFINS SAV	EPA 6020B
Potassium	10.5	mg/L	03/20/2023	EUROFINS SAV	EPA 6010D
Potassium Dissolved	9.2	mg/L	03/24/2023	EUROFINS SAV	EPA 6020B
Sodium	21.2	mg/L	03/20/2023	EUROFINS SAV	EPA 6010D
Sodium Dissolved	19.2	mg/L	03/21/2023	EUROFINS SAV	EPA 6020B
Magnesium	16.9	mg/L	03/20/2023	EUROFINS SAV	EPA 6010D
Magnesium Dissolved	14.6	mg/L	03/24/2023	EUROFINS SAV	EPA 6020B
Manganese	128	ug/L	03/21/2023	EUROFINS SAV	EPA 6020B
Manganese Dissolved	120	ug/L	03/24/2023	EUROFINS SAV	EPA 6020B
Zinc	<20	ug/L	03/21/2023	EUROFINS SAV	EPA 6020B
Zinc Dissolved	<20	ug/L	03/20/2023	EUROFINS SAV	EPA 6020B
Copper	<5	ug/L	03/21/2023	EUROFINS SAV	EPA 6020B
Nickel	<5	ug/L	03/21/2023	EUROFINS SAV	EPA 6020B
Nickel - Dissolved	<5	ug/L	03/20/2023	EUROFINS SAV	EPA 200.8
Sulfide	<0.1	mg/L	03/07/2023	SUB_GEL	EPA 9034
Total Organic Carbon	10.8	mg/L	03/11/2023	SUB_GEL	SM 5310B
Dissolved Organic Carbon	11.7	mg/L	03/10/2023	SUB_GEL	SM 5310B

SANTEE COOPER ANALYTICAL SERVICES
CERTIFICATE OF ANALYSIS
LAB CERTIFICATION #08552

Sample # AF56421 **Location:** GW Well WAP-21 **Date:** 03/01/2023 **Sample Collector:** ZDM/ML
Loc. Code WAP-21 **Time:** 14:41

Analysis	Result	Units	Test Date	Analyst	Method
Nitrite	<0.10	mg/L	03/02/2023	KCWELLS	EPA 300.0
Nitrate	<0.10	mg/L	03/02/2023	KCWELLS	EPA 300.0
Sulfate	100	mg/L	03/02/2023	KCWELLS	EPA 300.0
Chloride	16.5	mg/L	03/02/2023	KCWELLS	EPA 300.0
Fluoride	<0.10	mg/L	03/02/2023	KCWELLS	EPA 300.0
Total Dissolved Solids	565.0	mg/L	03/09/2023	SJBROWN	SM 2540C
Radium 226	0.704	pCi/L	04/03/2023	GEL	EPA 903.1 Mod
Radium 228	1.24	pCi/L	03/29/2023	GEL	EPA 904.0
Radium 226/228 Combined Calculation	1.94	pCi/L	04/03/2023	GEL	EPA 903.1 Mod
Alkalinity as CaCO3	<4	mg/kg	03/09/2023	SUB_GEL	SM2320B
Alkalinity	251	mg/L	03/09/2023	SUB_GEL	SM 2320B
Bicarbonate Alkalinity	251	mg/L	03/09/2023	SUB_GEL	SM 2320B
Silver	<1	ug/L	03/20/2023	EUROFINS SAV	EPA 6020B
Silver- Dissolved	<1	ug/L	03/20/2023	EUROFINS SAV	EPA 200.8

Comments:

Independent Laboratory Results: "GEL" - GEL Laboratories LLC - Lab ID # 10120; "Test America" - TestAmerica Laboratories, Inc. - Lab ID# 98001; "DavisBrown"- Davis & Brown Lab ID # 21117; "Shealy"- Shealy Environmental Services, Inc.- Lab ID# 32010 "ROGERSCALLCO"- Rogers & Callcot, Inc.- Lab ID # 23105001

Analysis Validated:



Validation date: 05/08/2023

Linda Williams - Manager Analytical Services

Authorized Signature Only- Not Valid Unless Signed

SANTEE COOPER ANALYTICAL SERVICES

CERTIFICATE OF ANALYSIS

LAB CERTIFICATION #08552

Sample # AF56422 Location: GW Well WAP-22 Date: 03/09/2023 Sample Collector: ZDM/ML

Loc. Code WAP-22

Time: 13:19

Analysis	Result	Units	Test Date	Analyst	Method
Aluminum	<0.1	mg/L	03/21/2023	EUROFINS SAV	EPA 6020B
Aluminum - Dissolved	<0.1	mg/L	03/20/2023	EUROFINS SAV	EPA 200.7
Arsenic	8.53	ug/L	03/21/2023	EUROFINS SAV	EPA 6020B
Arsenic Dissolved	3.5	ug/L	03/21/2023	EUROFINS SAV	EPA 6020B
Barium	121	ug/L	03/21/2023	EUROFINS SAV	EPA 6020B
Barium Dissolved	104	ug/L	03/20/2023	EUROFINS SAV	EPA 6020B
Beryllium	<0.5	ug/L	03/21/2023	EUROFINS SAV	EPA 6020B
Beryllium Dissolved	<0.5	ug/L	03/21/2023	EUROFINS SAV	EPA 6020B
Calcium	250.0	mg/L	03/20/2023	EUROFINS SAV	EPA 6010D
Calcium Dissolved	248	mg/L	03/20/2023	EUROFINS SAV	EPA 6020B
Cadmium	<0.5	ug/L	03/21/2023	EUROFINS SAV	EPA 6020B
Cadmium - Dissolved	<0.5	ug/L	03/20/2023	EUROFINS SAV	EPA 200.8
Cobalt	<0.5	ug/L	03/21/2023	EUROFINS SAV	EPA 6020B
Cobalt Dissolved	<0.5	ug/L	03/21/2023	EUROFINS SAV	EPA 6020B
Chromium	<5	ug/L	03/21/2023	EUROFINS SAV	EPA 6020B
Chromium - Dissolved	<5	ug/L	03/20/2023	EUROFINS SAV	EPA 200.8
Lead	<2.5	ug/L	03/21/2023	EUROFINS SAV	EPA 6020B
Lead - Dissolved	<2.5	ug/L	03/20/2023	EUROFINS SAV	EPA 200.8
Antimony	<5	ug/L	03/21/2023	EUROFINS SAV	EPA 6020B
Antimony - Dissolved	<5	ug/L	03/20/2023	EUROFINS SAV	EPA 200.8
Selenium	<20	ug/L	03/20/2023	EUROFINS SAV	EPA 6010D
Selenium - Dissolved	<20	ug/L	03/20/2023	EUROFINS SAV	EPA 200.8
Thallium	<1	ug/L	03/21/2023	EUROFINS SAV	EPA 6020B
Thallium - Dissolved	<1	ug/L	03/20/2023	EUROFINS SAV	EPA 200.8
Boron	1940	ug/L	04/24/2023	LCWILLIA	EPA 6010D
Boron Dissolved	1830	ug/L	03/23/2023	EUROFINS SAV	EPA 6010D
Lithium	19.7	ug/L	04/20/2023	LCWILLIA	EPA 6010D
Lithium Dissolved	19.3	ug/L	04/19/2023	LCWILLIA	EPA 6010D
Molybdenum	<10	ug/L	03/21/2023	EUROFINS SAV	EPA 6010D
Molybdenum Dissolved	<10	ug/L	03/20/2023	EUROFINS SAV	EPA 6010D
Mercury	<0.2	ug/L	03/21/2023	EUROFINS SAV	EPA 7470
Iron	15600	ug/L	03/20/2023	EUROFINS SAV	EPA 6010D
Iron - Dissolved	6050	ug/L	03/21/2023	EUROFINS SAV	EPA 6020B
Potassium	3.92	mg/L	03/20/2023	EUROFINS SAV	EPA 6010D
Potassium Dissolved	3.8	mg/L	03/20/2023	EUROFINS SAV	EPA 6020B
Sodium	74.4	mg/L	03/20/2023	EUROFINS SAV	EPA 6010D
Sodium Dissolved	73.3	mg/L	03/21/2023	EUROFINS SAV	EPA 6020B
Magnesium	9.00	mg/L	03/20/2023	EUROFINS SAV	EPA 6010D
Magnesium Dissolved	8.90	mg/L	03/20/2023	EUROFINS SAV	EPA 6020B
Manganese	272	ug/L	03/21/2023	EUROFINS SAV	EPA 6020B
Manganese Dissolved	217	ug/L	03/25/2023	EUROFINS SAV	EPA 6020B
Zinc	37.7	ug/L	03/21/2023	EUROFINS SAV	EPA 6020B
Zinc Dissolved	48.0	ug/L	03/20/2023	EUROFINS SAV	EPA 6020B
Copper	<5	ug/L	03/21/2023	EUROFINS SAV	EPA 6020B
Nickel	<5	ug/L	03/21/2023	EUROFINS SAV	EPA 6020B
Nickel - Dissolved	<5	ug/L	03/20/2023	EUROFINS SAV	EPA 200.8
Sulfide	<0.1	mg/L	03/14/2023	SUB_GEL	EPA 9034
Total Organic Carbon	3.78	mg/L	03/21/2023	SUB_GEL	SM 5310B
Dissolved Organic Carbon	2.90	mg/L	03/16/2023	SUB_GEL	SM 5310B

SANTEE COOPER ANALYTICAL SERVICES
CERTIFICATE OF ANALYSIS
LAB CERTIFICATION #08552
Sample # AF56422 **Location:** GW Well WAP-22 **Date:** 03/09/2023 **Sample Collector:** ZDM/ML

Loc. Code WAP-22 **Time:** 13:19

Analysis	Result	Units	Test Date	Analyst	Method
Nitrite	<0.10	mg/L	03/17/2023	KCWELLS	EPA 300.0
Nitrate	<0.10	mg/L	03/17/2023	KCWELLS	EPA 300.0
Nitrate-Nitrite Cadmium Reduction	<0.2	mg/L	03/13/2023	GEL	EPA 353.2
Sulfate	219	mg/L	03/23/2023	KCWELLS	EPA 300.0
Chloride	206	mg/L	03/23/2023	KCWELLS	EPA 300.0
Fluoride	<0.10	mg/L	03/17/2023	KCWELLS	EPA 300.0
Total Dissolved Solids	1135	mg/L	03/24/2023	KCWELLS	SM 2540C
Radium 226	1.32	pCi/L	04/11/2023	GEL	EPA 903.1 Mod
Radium 228	0.992	pCi/L	04/04/2023	GEL	EPA 904.0
Radium 226/228 Combined Calculation	2.31	pCi/L	04/11/2023	GEL	EPA 903.1 Mod
Alkalinity as CaCO3	<5.71	mg/kg	03/13/2023	SUB_GEL	SM2320B
Alkalinity	282	mg/L	03/13/2023	SUB_GEL	SM 2320B
Bicarbonate Alkalinity	282	mg/L	03/13/2023	SUB_GEL	SM 2320B
Silver	<1	ug/L	03/20/2023	EUROFINS SAV	EPA 6020B
Silver- Dissolved	<1	ug/L	03/20/2023	EUROFINS SAV	EPA 200.8

Comments:

Independent Laboratory Results: "GEL" - GEL Laboratories LLC - Lab ID # 10120; "Test America" - TestAmerica Laboratories, Inc. - Lab ID# 98001; "DavisBrown"- Davis & Brown Lab ID # 21117; "Shealy"- Shealy Environmental Services, Inc.- Lab ID# 32010 "ROGERSCALLCO"- Rogers & Callcot, Inc.- Lab ID # 23105001

Analysis Validated:



Validation date: 05/08/2023

Linda Williams - Manager Analytical Services

Authorized Signature Only- Not Valid Unless Signed

SANTEE COOPER ANALYTICAL SERVICES

CERTIFICATE OF ANALYSIS

LAB CERTIFICATION #08552

Sample # AF56423 Location: GW Well WAP-23 Date: 03/02/2023 Sample Collector: ZDM/ML

Loc. Code WAP-23 Time: 09:52

Analysis	Result	Units	Test Date	Analyst	Method
Aluminum	<0.1	mg/L	03/21/2023	EUROFINS SAV	EPA 6020B
Aluminum - Dissolved	<0.1	mg/L	03/20/2023	EUROFINS SAV	EPA 200.7
Arsenic	363	ug/L	03/21/2023	EUROFINS SAV	EPA 6020B
Arsenic Dissolved	307	ug/L	03/21/2023	EUROFINS SAV	EPA 6020B
Barium	262	ug/L	03/21/2023	EUROFINS SAV	EPA 6020B
Barium Dissolved	214	ug/L	03/20/2023	EUROFINS SAV	EPA 6020B
Beryllium	<0.5	ug/L	03/21/2023	EUROFINS SAV	EPA 6020B
Beryllium Dissolved	<0.5	ug/L	03/21/2023	EUROFINS SAV	EPA 6020B
Calcium	429.0	mg/L	03/20/2023	EUROFINS SAV	EPA 6010D
Calcium Dissolved	382	mg/L	03/24/2023	EUROFINS SAV	EPA 6020B
Cadmium	<0.5	ug/L	03/21/2023	EUROFINS SAV	EPA 6020B
Cadmium - Dissolved	<0.5	ug/L	03/20/2023	EUROFINS SAV	EPA 200.8
Cobalt	<0.5	ug/L	03/21/2023	EUROFINS SAV	EPA 6020B
Cobalt Dissolved	<0.5	ug/L	03/21/2023	EUROFINS SAV	EPA 6020B
Chromium	<5	ug/L	03/21/2023	EUROFINS SAV	EPA 6020B
Chromium - Dissolved	<5	ug/L	03/20/2023	EUROFINS SAV	EPA 200.8
Lead	<2.5	ug/L	03/21/2023	EUROFINS SAV	EPA 6020B
Lead - Dissolved	<2.5	ug/L	03/20/2023	EUROFINS SAV	EPA 200.8
Antimony	<5	ug/L	03/21/2023	EUROFINS SAV	EPA 6020B
Antimony - Dissolved	<5	ug/L	03/20/2023	EUROFINS SAV	EPA 200.8
Selenium	<20	ug/L	03/20/2023	EUROFINS SAV	EPA 6010D
Selenium - Dissolved	<20	ug/L	03/24/2023	EUROFINS SAV	EPA 200.8
Thallium	<1	ug/L	03/21/2023	EUROFINS SAV	EPA 6020B
Thallium - Dissolved	<1	ug/L	03/20/2023	EUROFINS SAV	EPA 200.8
Boron	6420	ug/L	04/24/2023	LCWILLIA	EPA 6010D
Boron Dissolved	5480	ug/L	03/23/2023	EUROFINS SAV	EPA 6010D
Lithium	104	ug/L	03/24/2023	EUROFINS SAV	EPA 6010D
Lithium Dissolved	95.7	ug/L	03/24/2023	EUROFINS SAV	EPA 6010D
Molybdenum	<10	ug/L	03/21/2023	EUROFINS SAV	EPA 6010D
Molybdenum Dissolved	<10	ug/L	03/24/2023	EUROFINS SAV	EPA 6010D
Mercury	<0.2	ug/L	03/21/2023	EUROFINS SAV	EPA 7470
Iron	16600	ug/L	03/20/2023	EUROFINS SAV	EPA 6010D
Iron - Dissolved	14000	ug/L	03/24/2023	EUROFINS SAV	EPA 6020B
Potassium	13.4	mg/L	03/20/2023	EUROFINS SAV	EPA 6010D
Potassium Dissolved	11.8	mg/L	03/24/2023	EUROFINS SAV	EPA 6020B
Sodium	92.7	mg/L	03/20/2023	EUROFINS SAV	EPA 6010D
Sodium Dissolved	85.5	mg/L	03/21/2023	EUROFINS SAV	EPA 6020B
Magnesium	52.6	mg/L	03/20/2023	EUROFINS SAV	EPA 6010D
Magnesium Dissolved	46.4	mg/L	03/24/2023	EUROFINS SAV	EPA 6020B
Manganese	887	ug/L	03/21/2023	EUROFINS SAV	EPA 6020B
Manganese Dissolved	749	ug/L	03/24/2023	EUROFINS SAV	EPA 6020B
Zinc	<20	ug/L	03/21/2023	EUROFINS SAV	EPA 6020B
Zinc Dissolved	<20	ug/L	03/20/2023	EUROFINS SAV	EPA 6020B
Copper	<5	ug/L	03/21/2023	EUROFINS SAV	EPA 6020B
Nickel	<5	ug/L	03/21/2023	EUROFINS SAV	EPA 6020B
Nickel - Dissolved	<5	ug/L	03/20/2023	EUROFINS SAV	EPA 200.8
Sulfide	<0.1	mg/L	03/07/2023	GEL	EPA 9034
Total Organic Carbon	3.29	mg/L	03/11/2023	GEL	SM 5310B
Dissolved Organic Carbon	3.83	mg/L	03/10/2023	GEL	SM 5310B

SANTEE COOPER ANALYTICAL SERVICES
CERTIFICATE OF ANALYSIS
LAB CERTIFICATION #08552

Sample # AF56423 **Location:** GW Well WAP-23 **Date:** 03/02/2023 **Sample Collector:** ZDM/ML
Loc. Code WAP-23 **Time:** 09:52

Analysis	Result	Units	Test Date	Analyst	Method
Nitrite		mg/L	03/07/2023	KCWELLS	EPA 300.0
Nitrate		mg/L	03/07/2023	KCWELLS	EPA 300.0
Nitrate-Nitrite Cadmium Reduction	<0.2	mg/L	03/13/2023	GEL	EPA 353.2
Sulfate	602	mg/L	03/07/2023	KCWELLS	EPA 300.0
Chloride	431	mg/L	03/07/2023	KCWELLS	EPA 300.0
Fluoride	<0.10	mg/L	03/07/2023	KCWELLS	EPA 300.0
Total Dissolved Solids	1910	mg/L	03/09/2023	SJBROWN	SM 2540C
Radium 226	2.72	pCi/L	04/03/2023	GEL	EPA 903.1 Mod
Radium 228	2.86	pCi/L	03/29/2023	GEL	EPA 904.0
Radium 226/228 Combined Calculation	5.59	pCi/L	04/03/2023	GEL	EPA 903.1 Mod
Alkalinity as CaCO ₃	<6.67	mg/kg	03/09/2023	GEL	SM2320B
Alkalinity	280	mg/L	03/09/2023	GEL	SM 2320B
Bicarbonate Alkalinity	280	mg/L	03/09/2023	GEL	SM 2320B
Silver	<1	ug/L	03/20/2023	EUROFINS SAV	EPA 6020B
Silver- Dissolved	<1	ug/L	03/20/2023	EUROFINS SAV	EPA 200.8

Comments:

Independent Laboratory Results: "GEL" - GEL Laboratories LLC - Lab ID # 10120; "Test America" - TestAmerica Laboratories, Inc. - Lab ID# 98001; "DavisBrown"- Davis & Brown Lab ID # 21117; "Shealy"- Shealy Environmental Services, Inc.- Lab ID# 32010 "ROGERSCALLCO"- Rogers & Callcot, Inc.- Lab ID # 23105001

Analysis Validated:



Validation date: 05/08/2023

Linda Williams - Manager Analytical Services

Authorized Signature Only- Not Valid Unless Signed

SANTEE COOPER ANALYTICAL SERVICES
CERTIFICATE OF ANALYSIS
LAB CERTIFICATION #08552
Sample # AF56424 **Location:** GW Well WAP-24 **Date:** 03/01/2023 **Sample Collector:** ZDM/ML

Loc. Code WAP-24 **Time:** 13:37

Analysis	Result	Units	Test Date	Analyst	Method
Aluminum	<0.1	mg/L	03/21/2023	EUROFINS SAV	EPA 6020B
Aluminum - Dissolved	<0.1	mg/L	03/20/2023	EUROFINS SAV	EPA 200.7
Arsenic	<3	ug/L	03/21/2023	EUROFINS SAV	EPA 6020B
Arsenic Dissolved	<3	ug/L	03/21/2023	EUROFINS SAV	EPA 6020B
Barium	8.73	ug/L	03/21/2023	EUROFINS SAV	EPA 6020B
Barium Dissolved	9.67	ug/L	03/20/2023	EUROFINS SAV	EPA 6020B
Beryllium	<0.5	ug/L	03/21/2023	EUROFINS SAV	EPA 6020B
Beryllium Dissolved	<0.5	ug/L	03/21/2023	EUROFINS SAV	EPA 6020B
Calcium	199	mg/L	03/21/2023	EUROFINS SAV	EPA 6020B
Calcium Dissolved	175	mg/L	03/24/2023	EUROFINS SAV	EPA 6020B
Cadmium	<0.5	ug/L	03/21/2023	EUROFINS SAV	EPA 6020B
Cadmium - Dissolved	<0.5	ug/L	03/20/2023	EUROFINS SAV	EPA 200.8
Cobalt	<0.5	ug/L	03/21/2023	EUROFINS SAV	EPA 6020B
Cobalt Dissolved	<0.5	ug/L	03/21/2023	EUROFINS SAV	EPA 6020B
Chromium	<5	ug/L	03/21/2023	EUROFINS SAV	EPA 6020B
Chromium - Dissolved	<5	ug/L	03/20/2023	EUROFINS SAV	EPA 200.8
Lead	<2.5	ug/L	03/21/2023	EUROFINS SAV	EPA 6020B
Lead - Dissolved	<2.5	ug/L	03/20/2023	EUROFINS SAV	EPA 200.8
Antimony	<5	ug/L	03/21/2023	EUROFINS SAV	EPA 6020B
Antimony - Dissolved	<5	ug/L	03/20/2023	EUROFINS SAV	EPA 200.8
Selenium	<20.0	ug/L	03/21/2023	EUROFINS SAV	EPA 6020B
Selenium - Dissolved	<20	ug/L	03/24/2023	EUROFINS SAV	EPA 200.8
Thallium	<1	ug/L	03/21/2023	EUROFINS SAV	EPA 6020B
Thallium - Dissolved	<1	ug/L	03/20/2023	EUROFINS SAV	EPA 200.8
Boron	972	ug/L	04/20/2023	LCWILLIA	EPA 6010D
Boron Dissolved	865	ug/L	03/23/2023	EUROFINS SAV	EPA 6010D
Lithium	10.5	ug/L	04/20/2023	LCWILLIA	EPA 6010D
Lithium Dissolved	10.2	ug/L	04/19/2023	LCWILLIA	EPA 6010D
Molybdenum	<10	ug/L	03/21/2023	EUROFINS SAV	EPA 6010D
Molybdenum Dissolved	<10	ug/L	03/24/2023	EUROFINS SAV	EPA 6010D
Mercury	<0.2	ug/L	03/21/2023	EUROFINS SAV	EPA 7470
Iron	714	ug/L	03/21/2023	EUROFINS SAV	EPA 6020B
Iron - Dissolved	269	ug/L	03/24/2023	EUROFINS SAV	EPA 6020B
Potassium	6.13	mg/L	03/21/2023	EUROFINS SAV	EPA 6020B
Potassium Dissolved	5.6	mg/L	03/24/2023	EUROFINS SAV	EPA 6020B
Sodium	38.2	mg/L	03/21/2023	EUROFINS SAV	EPA 6020B
Sodium Dissolved	34.7	mg/L	03/21/2023	EUROFINS SAV	EPA 6020B
Magnesium	15.2	mg/L	03/21/2023	EUROFINS SAV	EPA 6020B
Magnesium Dissolved	13.1	mg/L	03/24/2023	EUROFINS SAV	EPA 6020B
Manganese	59.2	ug/L	03/21/2023	EUROFINS SAV	EPA 6020B
Manganese Dissolved	57.6	ug/L	03/24/2023	EUROFINS SAV	EPA 6020B
Zinc	<20	ug/L	03/21/2023	EUROFINS SAV	EPA 6020B
Zinc Dissolved	<20	ug/L	03/20/2023	EUROFINS SAV	EPA 6020B
Copper	<5	ug/L	03/21/2023	EUROFINS SAV	EPA 6020B
Nickel	<5	ug/L	03/21/2023	EUROFINS SAV	EPA 6020B
Nickel - Dissolved	<5	ug/L	03/20/2023	EUROFINS SAV	EPA 200.8
Sulfide	<0.1	mg/L	03/07/2023	SUB_GEL	EPA 9034
Total Organic Carbon	2.24	mg/L	03/11/2023	SUB_GEL	SM 5310B
Dissolved Organic Carbon	2.90	mg/L	03/10/2023	SUB_GEL	SM 5310B

SANTEE COOPER ANALYTICAL SERVICES

CERTIFICATE OF ANALYSIS

LAB CERTIFICATION #08552

Sample # AF56424 **Location:** GW Well WAP-24 **Date:** 03/01/2023 **Sample Collector:** ZDM/ML
Loc. Code WAP-24 **Time:** 13:37

Analysis	Result	Units	Test Date	Analyst	Method
Nitrite	<0.10	mg/L	03/02/2023	KCWELLS	EPA 300.0
Nitrate	<0.10	mg/L	03/02/2023	KCWELLS	EPA 300.0
Sulfate	82.0	mg/L	03/02/2023	KCWELLS	EPA 300.0
Chloride	190.3	mg/L	03/02/2023	KCWELLS	EPA 300.0
Fluoride	<0.10	mg/L	03/02/2023	KCWELLS	EPA 300.0
Total Dissolved Solids	790.0	mg/L	03/09/2023	SJBROWN	SM 2540C
Radium 226	1.18	pCi/L	04/03/2023	GEL	EPA 903.1 Mod
Radium 228	0.794	pCi/L	03/29/2023	GEL	EPA 904.0
Radium 226/228 Combined Calculation	1.98	pCi/L	04/03/2023	GEL	EPA 903.1 Mod
Alkalinity as CaCO3	<4	mg/kg	03/09/2023	SUB_GEL	SM2320B
Alkalinity	277	mg/L	03/09/2023	SUB_GEL	SM 2320B
Bicarbonate Alkalinity	277	mg/L	03/09/2023	SUB_GEL	SM 2320B
Silver	<1	ug/L	03/20/2023	EUROFINS SAV	EPA 6020B
Silver- Dissolved	<1	ug/L	03/20/2023	EUROFINS SAV	EPA 200.8

Comments:

Independent Laboratory Results: "GEL" - GEL Laboratories LLC - Lab ID # 10120; "Test America" - TestAmerica Laboratories, Inc. - Lab ID# 98001; "DavisBrown"- Davis & Brown Lab ID # 21117; "Shealy"- Shealy Environmental Services, Inc.- Lab ID# 32010 "ROGERSCALLCO"- Rogers & Callcot, Inc.- Lab ID # 23105001

Analysis Validated:



Validation date: 05/08/2023

Linda Williams - Manager Analytical Services

Authorized Signature Only- Not Valid Unless Signed

SANTEE COOPER ANALYTICAL SERVICES
CERTIFICATE OF ANALYSIS
LAB CERTIFICATION #08552
Sample # AF56425 **Location:** GW Well WAP-25 **Date:** 03/07/2023 **Sample Collector:** ZDM/ML

Loc. Code WAP-25 **Time:** 12:49

Analysis	Result	Units	Test Date	Analyst	Method
Aluminum	<0.1	mg/L	03/21/2023	EUROFINS SAV	EPA 6020B
Aluminum - Dissolved	<0.1	mg/L	03/20/2023	EUROFINS SAV	EPA 200.7
Arsenic	<3	ug/L	03/21/2023	EUROFINS SAV	EPA 6020B
Arsenic Dissolved	<3	ug/L	03/21/2023	EUROFINS SAV	EPA 6020B
Barium	9.10	ug/L	03/21/2023	EUROFINS SAV	EPA 6020B
Barium Dissolved	42.8	ug/L	03/20/2023	EUROFINS SAV	EPA 6020B
Beryllium	<0.5	ug/L	03/21/2023	EUROFINS SAV	EPA 6020B
Beryllium Dissolved	<0.5	ug/L	03/21/2023	EUROFINS SAV	EPA 6020B
Calcium	68.50	mg/L	03/20/2023	EUROFINS SAV	EPA 6010D
Calcium Dissolved	247	mg/L	03/24/2023	EUROFINS SAV	EPA 6020B
Cadmium	<0.5	ug/L	03/21/2023	EUROFINS SAV	EPA 6020B
Cadmium - Dissolved	<0.5	ug/L	03/20/2023	EUROFINS SAV	EPA 200.8
Cobalt	<0.5	ug/L	03/21/2023	EUROFINS SAV	EPA 6020B
Cobalt Dissolved	<0.5	ug/L	03/21/2023	EUROFINS SAV	EPA 6020B
Chromium	<5	ug/L	03/21/2023	EUROFINS SAV	EPA 6020B
Chromium - Dissolved	<5	ug/L	03/20/2023	EUROFINS SAV	EPA 200.8
Lead	<2.5	ug/L	03/21/2023	EUROFINS SAV	EPA 6020B
Lead - Dissolved	<2.5	ug/L	03/20/2023	EUROFINS SAV	EPA 200.8
Antimony	<5	ug/L	03/21/2023	EUROFINS SAV	EPA 6020B
Antimony - Dissolved	<5	ug/L	03/20/2023	EUROFINS SAV	EPA 200.8
Selenium	<20	ug/L	03/20/2023	EUROFINS SAV	EPA 6010D
Selenium - Dissolved	<20	ug/L	03/24/2023	EUROFINS SAV	EPA 200.8
Thallium	<1	ug/L	03/21/2023	EUROFINS SAV	EPA 6020B
Thallium - Dissolved	<1	ug/L	03/20/2023	EUROFINS SAV	EPA 200.8
Boron	44.0	ug/L	04/20/2023	LCWILLIA	EPA 6010D
Boron Dissolved	78	ug/L	03/23/2023	EUROFINS SAV	EPA 6010D
Lithium	6.25	ug/L	04/20/2023	LCWILLIA	EPA 6010D
Lithium Dissolved	7.5	ug/L	04/19/2023	LCWILLIA	EPA 6010D
Molybdenum	<10	ug/L	03/21/2023	EUROFINS SAV	EPA 6010D
Molybdenum Dissolved	19	ug/L	03/24/2023	EUROFINS SAV	EPA 6010D
Mercury	<0.2	ug/L	03/21/2023	EUROFINS SAV	EPA 7470
Iron	3190	ug/L	03/20/2023	EUROFINS SAV	EPA 6010D
Iron - Dissolved	1290	ug/L	03/24/2023	EUROFINS SAV	EPA 6020B
Potassium	2.06	mg/L	03/20/2023	EUROFINS SAV	EPA 6010D
Potassium Dissolved	13.0	mg/L	03/24/2023	EUROFINS SAV	EPA 6020B
Sodium	11.1	mg/L	03/20/2023	EUROFINS SAV	EPA 6010D
Sodium Dissolved	68.5	mg/L	03/21/2023	EUROFINS SAV	EPA 6020B
Magnesium	2.68	mg/L	03/20/2023	EUROFINS SAV	EPA 6010D
Magnesium Dissolved	35.8	mg/L	03/24/2023	EUROFINS SAV	EPA 6020B
Manganese	90.8	ug/L	03/21/2023	EUROFINS SAV	EPA 6020B
Manganese Dissolved	88.3	ug/L	03/24/2023	EUROFINS SAV	EPA 6020B
Zinc	<20	ug/L	03/21/2023	EUROFINS SAV	EPA 6020B
Zinc Dissolved	<20	ug/L	03/20/2023	EUROFINS SAV	EPA 6020B
Copper	30.7	ug/L	03/21/2023	EUROFINS SAV	EPA 6020B
Nickel	<5	ug/L	03/21/2023	EUROFINS SAV	EPA 6020B
Nickel - Dissolved	<5	ug/L	03/20/2023	EUROFINS SAV	EPA 200.8
Sulfide	<0.1	mg/L	03/13/2023	GEL	EPA 9034
Total Organic Carbon	2.77	mg/L	03/21/2023	GEL	SM 5310B
Dissolved Organic Carbon	3.09	mg/L	03/16/2023	GEL	SM 5310B

SANTEE COOPER ANALYTICAL SERVICES
CERTIFICATE OF ANALYSIS
LAB CERTIFICATION #08552
Sample # AF56425 **Location:** GW Well WAP-25 **Date:** 03/07/2023 **Sample Collector:** ZDM/ML

Loc. Code WAP-25 **Time:** 12:49

Analysis	Result	Units	Test Date	Analyst	Method
Nitrite	<0.10	mg/L	03/10/2023	KCWELLS	EPA 300.0
Nitrate	<0.10	mg/L	03/10/2023	KCWELLS	EPA 300.0
Sulfate	<2.0	mg/L	03/10/2023	KCWELLS	EPA 300.0
Chloride	11.2	mg/L	03/10/2023	KCWELLS	EPA 300.0
Fluoride	<0.10	mg/L	03/10/2023	KCWELLS	EPA 300.0
Total Dissolved Solids	340.0	mg/L	03/15/2023	KCWELLS	SM 2540C
Radium 226	0.520	pCi/L	04/11/2023	GEL	EPA 903.1 Mod
Radium 228	-0.250	pCi/L	04/04/2023	GEL	EPA 904.0
Radium 226/228 Combined Calculation	0.520	pCi/L	04/11/2023	GEL	EPA 903.1 Mod
Alkalinity as CaCO ₃	<5.71	mg/kg	03/13/2023	GEL	SM2320B
Alkalinity	183	mg/L	03/13/2023	GEL	SM 2320B
Bicarbonate Alkalinity	183	mg/L	03/13/2023	GEL	SM 2320B
Silver	<1	ug/L	03/20/2023	EUROFINS SAV	EPA 6020B
Silver- Dissolved	<1	ug/L	03/20/2023	EUROFINS SAV	EPA 200.8

Comments:

Independent Laboratory Results: "GEL" - GEL Laboratories LLC - Lab ID # 10120; "Test America" - TestAmerica Laboratories, Inc. - Lab ID# 98001; "DavisBrown"- Davis & Brown Lab ID # 21117; "Shealy"- Shealy Environmental Services, Inc.- Lab ID# 32010 "ROGERSCALLCO"- Rogers & Callcot, Inc.- Lab ID # 23105001

 Analysis Validated:  Validation date: 05/08/2023
 Linda Williams - Manager Analytical Services

Authorized Signature Only- Not Valid Unless Signed

SANTEE COOPER ANALYTICAL SERVICES
CERTIFICATE OF ANALYSIS
LAB CERTIFICATION #08552
Sample # AF56426 **Location:** GW Well WAP-26 **Date:** 03/07/2023 **Sample Collector:** ZDM/ML

Loc. Code WAP-26 **Time:** 10:22

Analysis	Result	Units	Test Date	Analyst	Method
Aluminum	0.164	mg/L	03/21/2023	EUROFINS SAV	EPA 6020B
Aluminum - Dissolved	0.150	mg/L	03/20/2023	EUROFINS SAV	EPA 200.7
Arsenic	<3	ug/L	03/21/2023	EUROFINS SAV	EPA 6020B
Arsenic Dissolved	<3	ug/L	03/21/2023	EUROFINS SAV	EPA 6020B
Barium	34.6	ug/L	03/21/2023	EUROFINS SAV	EPA 6020B
Barium Dissolved	35.1	ug/L	03/20/2023	EUROFINS SAV	EPA 6020B
Beryllium	<0.5	ug/L	03/21/2023	EUROFINS SAV	EPA 6020B
Beryllium Dissolved	<0.5	ug/L	03/21/2023	EUROFINS SAV	EPA 6020B
Calcium	20.60	mg/L	03/20/2023	EUROFINS SAV	EPA 6010D
Calcium Dissolved	192	mg/L	03/24/2023	EUROFINS SAV	EPA 6020B
Cadmium	<0.5	ug/L	03/21/2023	EUROFINS SAV	EPA 6020B
Cadmium - Dissolved	<0.5	ug/L	03/20/2023	EUROFINS SAV	EPA 200.8
Cobalt	<0.5	ug/L	03/21/2023	EUROFINS SAV	EPA 6020B
Cobalt Dissolved	<0.5	ug/L	03/21/2023	EUROFINS SAV	EPA 6020B
Chromium	<5	ug/L	03/21/2023	EUROFINS SAV	EPA 6020B
Chromium - Dissolved	<5	ug/L	03/20/2023	EUROFINS SAV	EPA 200.8
Lead	<2.5	ug/L	03/21/2023	EUROFINS SAV	EPA 6020B
Lead - Dissolved	<2.5	ug/L	03/20/2023	EUROFINS SAV	EPA 200.8
Antimony	<5	ug/L	03/21/2023	EUROFINS SAV	EPA 6020B
Antimony - Dissolved	<5	ug/L	03/20/2023	EUROFINS SAV	EPA 200.8
Selenium	<20	ug/L	03/20/2023	EUROFINS SAV	EPA 6010D
Selenium - Dissolved	<20	ug/L	03/24/2023	EUROFINS SAV	EPA 200.8
Thallium	<1	ug/L	03/21/2023	EUROFINS SAV	EPA 6020B
Thallium - Dissolved	<1	ug/L	03/20/2023	EUROFINS SAV	EPA 200.8
Boron	24.5	ug/L	04/20/2023	LCWILLIA	EPA 6010D
Boron Dissolved	<50	ug/L	03/23/2023	EUROFINS SAV	EPA 6010D
Lithium	<5	ug/L	03/24/2023	LCWILLIA	EPA 6010D
Lithium Dissolved	<5	ug/L	04/19/2023	LCWILLIA	EPA 6010D
Molybdenum	<10	ug/L	03/21/2023	EUROFINS SAV	EPA 6010D
Molybdenum Dissolved	<10	ug/L	03/24/2023	EUROFINS SAV	EPA 6010D
Mercury	<0.2	ug/L	03/21/2023	EUROFINS SAV	EPA 7470
Iron	386	ug/L	03/20/2023	EUROFINS SAV	EPA 6010D
Iron - Dissolved	3230	ug/L	03/24/2023	EUROFINS SAV	EPA 6020B
Potassium	<1	mg/L	03/20/2023	EUROFINS SAV	EPA 6010D
Potassium Dissolved	11.2	mg/L	03/24/2023	EUROFINS SAV	EPA 6020B
Sodium	4.37	mg/L	03/20/2023	EUROFINS SAV	EPA 6010D
Sodium Dissolved	127	mg/L	03/21/2023	EUROFINS SAV	EPA 6020B
Magnesium	1.73	mg/L	03/20/2023	EUROFINS SAV	EPA 6010D
Magnesium Dissolved	18.7	mg/L	03/24/2023	EUROFINS SAV	EPA 6020B
Manganese	18.4	ug/L	03/21/2023	EUROFINS SAV	EPA 6020B
Manganese Dissolved	19.4	ug/L	03/24/2023	EUROFINS SAV	EPA 6020B
Zinc	32.7	ug/L	03/21/2023	EUROFINS SAV	EPA 6020B
Zinc Dissolved	<20	ug/L	03/20/2023	EUROFINS SAV	EPA 6020B
Copper	<5	ug/L	03/21/2023	EUROFINS SAV	EPA 6020B
Nickel	<5	ug/L	03/21/2023	EUROFINS SAV	EPA 6020B
Nickel - Dissolved	<5	ug/L	03/20/2023	EUROFINS SAV	EPA 200.8
Sulfide	<0.1	mg/L	03/13/2023	GEL	EPA 9034
Total Organic Carbon	1.05	mg/L	03/21/2023	GEL	SM 5310B
Dissolved Organic Carbon	<1	mg/L	03/16/2023	GEL	SM 5310B

SANTEE COOPER ANALYTICAL SERVICES
CERTIFICATE OF ANALYSIS

LAB CERTIFICATION #08552

Sample # AF56426 **Location:** GW Well WAP-26 **Date:** 03/07/2023 **Sample Collector:** ZDM/ML

Loc. Code WAP-26 **Time:** 10:22

Analysis	Result	Units	Test Date	Analyst	Method
Nitrite	<0.10	mg/L	03/10/2023	KCWELLS	EPA 300.0
Nitrate	<0.10	mg/L	03/10/2023	KCWELLS	EPA 300.0
Sulfate	53.5	mg/L	03/10/2023	KCWELLS	EPA 300.0
Chloride	8.07	mg/L	03/10/2023	KCWELLS	EPA 300.0
Fluoride	<0.10	mg/L	03/10/2023	KCWELLS	EPA 300.0
Total Dissolved Solids	106.2	mg/L	03/15/2023	KCWELLS	SM 2540C
Radium 226	0.567	pCi/L	04/11/2023	GEL	EPA 903.1 Mod
Radium 228	-1.31	pCi/L	04/04/2023	GEL	EPA 904.0
Radium 226/228 Combined Calculation	0.567	pCi/L	04/11/2023	GEL	EPA 903.1 Mod
Alkalinity as CaCO3	<5.71	mg/kg	03/13/2023	GEL	SM2320B
Alkalinity	7.14	mg/L	03/13/2023	GEL	SM 2320B
Bicarbonate Alkalinity	7.14	mg/L	03/13/2023	GEL	SM 2320B
Silver	<1	ug/L	03/20/2023	EUROFINS SAV	EPA 6020B
Silver- Dissolved	<1	ug/L	03/20/2023	EUROFINS SAV	EPA 200.8

Comments:

Independent Laboratory Results: "GEL" - GEL Laboratories LLC - Lab ID # 10120; "Test America" - TestAmerica Laboratories, Inc. - Lab ID# 98001; "DavisBrown"- Davis & Brown Lab ID # 21117; "Shealy"- Shealy Environmental Services, Inc.- Lab ID# 32010 "ROGERSCALLCO"- Rogers & Callcot, Inc.- Lab ID # 23105001

 Analysis Validated:  Validation date: 05/08/2023

Linda Williams - Manager Analytical Services

Authorized Signature Only- Not Valid Unless Signed

SANTEE COOPER ANALYTICAL SERVICES
CERTIFICATE OF ANALYSIS
LAB CERTIFICATION #08552
Sample # AF56427 **Location:** GW Well WAP-26 **Date:** 03/07/2023 **Sample Collector:** ZDM/ML

Loc. Code WAP-26 **DUP** **Time:** 10:27

Analysis	Result	Units	Test Date	Analyst	Method
Aluminum	0.178	mg/L	03/21/2023	EUROFINS SAV	EPA 6020B
Aluminum - Dissolved	0.160	mg/L	03/20/2023	EUROFINS SAV	EPA 200.7
Arsenic	<3	ug/L	03/21/2023	EUROFINS SAV	EPA 6020B
Arsenic Dissolved	<3	ug/L	03/21/2023	EUROFINS SAV	EPA 6020B
Barium	34.5	ug/L	03/21/2023	EUROFINS SAV	EPA 6020B
Barium Dissolved	35.8	ug/L	03/20/2023	EUROFINS SAV	EPA 6020B
Beryllium	<0.5	ug/L	03/21/2023	EUROFINS SAV	EPA 6020B
Beryllium Dissolved	<0.5	ug/L	03/21/2023	EUROFINS SAV	EPA 6020B
Calcium	22.40	mg/L	03/20/2023	EUROFINS SAV	EPA 6010D
Calcium Dissolved	382	mg/L	03/24/2023	EUROFINS SAV	EPA 6020B
Cadmium	<0.5	ug/L	03/21/2023	EUROFINS SAV	EPA 6020B
Cadmium - Dissolved	<0.5	ug/L	03/20/2023	EUROFINS SAV	EPA 200.8
Cobalt	<0.5	ug/L	03/21/2023	EUROFINS SAV	EPA 6020B
Cobalt Dissolved	<0.5	ug/L	03/21/2023	EUROFINS SAV	EPA 6020B
Chromium	<5	ug/L	03/21/2023	EUROFINS SAV	EPA 6020B
Chromium - Dissolved	<5	ug/L	03/20/2023	EUROFINS SAV	EPA 200.8
Lead	<2.5	ug/L	03/21/2023	EUROFINS SAV	EPA 6020B
Lead - Dissolved	<2.5	ug/L	03/20/2023	EUROFINS SAV	EPA 200.8
Antimony	<5	ug/L	03/21/2023	EUROFINS SAV	EPA 6020B
Antimony - Dissolved	<5	ug/L	03/20/2023	EUROFINS SAV	EPA 200.8
Selenium	<20	ug/L	03/20/2023	EUROFINS SAV	EPA 6010D
Selenium - Dissolved	<20	ug/L	03/24/2023	EUROFINS SAV	EPA 200.8
Thallium	<1	ug/L	03/21/2023	EUROFINS SAV	EPA 6020B
Thallium - Dissolved	<1	ug/L	03/20/2023	EUROFINS SAV	EPA 200.8
Boron	23.9	ug/L	04/20/2023	LCWILLIA	EPA 6010D
Boron Dissolved	<50	ug/L	03/23/2023	EUROFINS SAV	EPA 6010D
Lithium	<5	ug/L	04/20/2023	LCWILLIA	EPA 6010D
Lithium Dissolved	<5	ug/L	04/19/2023	LCWILLIA	EPA 6010D
Molybdenum	<10	ug/L	03/21/2023	EUROFINS SAV	EPA 6010D
Molybdenum Dissolved	<10	ug/L	03/24/2023	EUROFINS SAV	EPA 6010D
Mercury	<0.2	ug/L	03/21/2023	EUROFINS SAV	EPA 7470
Iron	392	ug/L	03/20/2023	EUROFINS SAV	EPA 6010D
Iron - Dissolved	41600	ug/L	03/24/2023	EUROFINS SAV	EPA 6020B
Potassium	<1	mg/L	03/20/2023	EUROFINS SAV	EPA 6010D
Potassium Dissolved	2.6	mg/L	03/24/2023	EUROFINS SAV	EPA 6020B
Sodium	4.47	mg/L	03/20/2023	EUROFINS SAV	EPA 6010D
Sodium Dissolved	121	mg/L	03/21/2023	EUROFINS SAV	EPA 6020B
Magnesium	1.82	mg/L	03/20/2023	EUROFINS SAV	EPA 6010D
Magnesium Dissolved	27.6	mg/L	03/24/2023	EUROFINS SAV	EPA 6020B
Manganese	19.9	ug/L	03/21/2023	EUROFINS SAV	EPA 6020B
Manganese Dissolved	20.2	ug/L	03/24/2023	EUROFINS SAV	EPA 6020B
Zinc	<20	ug/L	03/21/2023	EUROFINS SAV	EPA 6020B
Zinc Dissolved	<20	ug/L	03/20/2023	EUROFINS SAV	EPA 6020B
Copper	<5	ug/L	03/21/2023	EUROFINS SAV	EPA 6020B
Nickel	<5	ug/L	03/21/2023	EUROFINS SAV	EPA 6020B
Nickel - Dissolved	<5	ug/L	03/20/2023	EUROFINS SAV	EPA 200.8
Sulfide	<0.1	mg/L	03/14/2023	GEL	EPA 9034
Total Organic Carbon	<1	mg/L	03/21/2023	GEL	SM 5310B
Dissolved Organic Carbon	<1	mg/L	03/16/2023	GEL	SM 5310B

SANTEE COOPER ANALYTICAL SERVICES
CERTIFICATE OF ANALYSIS
LAB CERTIFICATION #08552
Sample # AF56427 **Location:** GW Well WAP-26 **Date:** 03/07/2023 **Sample Collector:** ZDM/ML

Loc. Code WAP-26 **DUP** **Time:** 10:27

Analysis	Result	Units	Test Date	Analyst	Method
Nitrite	<0.10	mg/L	03/10/2023	KCWELLS	EPA 300.0
Nitrate	<0.10	mg/L	03/10/2023	KCWELLS	EPA 300.0
Sulfate	62.6	mg/L	03/10/2023	KCWELLS	EPA 300.0
Chloride	8.10	mg/L	03/10/2023	KCWELLS	EPA 300.0
Fluoride	<0.10	mg/L	03/10/2023	KCWELLS	EPA 300.0
Total Dissolved Solids	106.2	mg/L	03/15/2023	KCWELLS	SM 2540C
Radium 226	0.958	pCi/L	04/11/2023	GEL	EPA 903.1 Mod
Radium 228	0.0970	pCi/L	04/04/2023	GEL	EPA 904.0
Radium 226/228 Combined Calculation	1.05	pCi/L	04/11/2023	GEL	EPA 903.1 Mod
Alkalinity as CaCO3	<5.71	mg/kg	03/13/2023	GEL	SM2320B
Alkalinity	10.3	mg/L	03/13/2023	GEL	SM 2320B
Bicarbonate Alkalinity	10.3	mg/L	03/13/2023	GEL	SM 2320B
Silver	<1	ug/L	03/20/2023	EUROFINS SAV	EPA 6020B
Silver- Dissolved	<1	ug/L	03/20/2023	EUROFINS SAV	EPA 200.8

Comments:

Independent Laboratory Results: "GEL" - GEL Laboratories LLC - Lab ID # 10120; "Test America" - TestAmerica Laboratories, Inc. - Lab ID# 98001; "DavisBrown"- Davis & Brown Lab ID # 21117; "Shealy"- Shealy Environmental Services, Inc.- Lab ID# 32010 "ROGERSCALLCO"- Rogers & Callcot, Inc.- Lab ID # 23105001

 Analysis Validated:  Validation date: 05/08/2023

Linda Williams - Manager Analytical Services

Authorized Signature Only- Not Valid Unless Signed

SANTEE COOPER ANALYTICAL SERVICES
CERTIFICATE OF ANALYSIS
LAB CERTIFICATION #08552
Sample # AF56428 Location: GW Well WAP-27 Date: 03/02/2023 Sample Collector: ZDM/ML
Loc. Code WAP-27 Time: 10:56

Analysis	Result	Units	Test Date	Analyst	Method
Aluminum	<0.1	mg/L	03/21/2023	EUROFINS SAV	EPA 6020B
Aluminum - Dissolved	<0.1	mg/L	03/20/2023	EUROFINS SAV	EPA 200.7
Arsenic	88.3	ug/L	03/21/2023	EUROFINS SAV	EPA 6020B
Arsenic Dissolved	75.4	ug/L	03/21/2023	EUROFINS SAV	EPA 6020B
Barium	123	ug/L	03/21/2023	EUROFINS SAV	EPA 6020B
Barium Dissolved	108	ug/L	03/21/2023	EUROFINS SAV	EPA 6020B
Beryllium	<0.5	ug/L	03/21/2023	EUROFINS SAV	EPA 6020B
Beryllium Dissolved	<0.5	ug/L	03/21/2023	EUROFINS SAV	EPA 6020B
Calcium	102	mg/L	03/21/2023	EUROFINS SAV	EPA 6020B
Calcium	102.0	mg/L	03/20/2023	EUROFINS SAV	EPA 6010D
Calcium Dissolved	95	mg/L	03/24/2023	EUROFINS SAV	EPA 6020B
Cadmium	<0.5	ug/L	03/21/2023	EUROFINS SAV	EPA 6020B
Cadmium - Dissolved	<0.5	ug/L	03/20/2023	EUROFINS SAV	EPA 200.8
Cobalt	0.630	ug/L	03/21/2023	EUROFINS SAV	EPA 6020B
Cobalt Dissolved	0.61	ug/L	03/21/2023	EUROFINS SAV	EPA 6020B
Chromium	<5	ug/L	03/21/2023	EUROFINS SAV	EPA 6020B
Chromium - Dissolved	<5	ug/L	03/20/2023	EUROFINS SAV	EPA 200.8
Lead	<2.5	ug/L	03/21/2023	EUROFINS SAV	EPA 6020B
Lead - Dissolved	<2.5	ug/L	03/20/2023	EUROFINS SAV	EPA 200.8
Antimony	<5	ug/L	03/21/2023	EUROFINS SAV	EPA 6020B
Antimony - Dissolved	<5	ug/L	03/21/2023	EUROFINS SAV	EPA 200.8
Selenium	<20.0	ug/L	03/21/2023	EUROFINS SAV	EPA 6020B
Selenium	<20	ug/L	03/20/2023	EUROFINS SAV	EPA 6010D
Selenium - Dissolved	<20	ug/L	03/24/2023	EUROFINS SAV	EPA 200.8
Thallium	<1	ug/L	03/21/2023	EUROFINS SAV	EPA 6020B
Thallium - Dissolved	<1	ug/L	03/21/2023	EUROFINS SAV	EPA 200.8
Boron	2080	ug/L	03/21/2023	EUROFINS SAV	EPA 6010D
Boron Dissolved	1940	ug/L	03/24/2023	EUROFINS SAV	EPA 6010D
Lithium	<5	ug/L	04/20/2023	LCWILLIA	EPA 6010D
Lithium Dissolved	<5	ug/L	03/24/2023	EUROFINS SAV	EPA 6010D
Molybdenum	<10	ug/L	03/21/2023	EUROFINS SAV	EPA 6010D
Molybdenum Dissolved	<10	ug/L	03/24/2023	EUROFINS SAV	EPA 6010D
Mercury	<0.2	ug/L	03/21/2023	EUROFINS SAV	EPA 7470
Iron	89800	ug/L	03/20/2023	EUROFINS SAV	EPA 6010D
Iron	89800	ug/L	03/21/2023	EUROFINS SAV	EPA 6020B
Iron - Dissolved	76100	ug/L	03/24/2023	EUROFINS SAV	EPA 6020B
Potassium	10.8	mg/L	03/21/2023	EUROFINS SAV	EPA 6020B
Potassium	10.8	mg/L	03/20/2023	EUROFINS SAV	EPA 6010D
Potassium Dissolved	9.8	mg/L	03/24/2023	EUROFINS SAV	EPA 6020B
Sodium	37.1	mg/L	03/21/2023	EUROFINS SAV	EPA 6020B
Sodium	37.1	mg/L	03/20/2023	EUROFINS SAV	EPA 6010D
Sodium Dissolved	35.4	mg/L	03/21/2023	EUROFINS SAV	EPA 6020B
Magnesium	23.4	mg/L	03/21/2023	EUROFINS SAV	EPA 6020B
Magnesium	23.4	mg/L	03/20/2023	EUROFINS SAV	EPA 6010D
Magnesium Dissolved	21.0	mg/L	03/24/2023	EUROFINS SAV	EPA 6020B
Manganese	362	ug/L	03/21/2023	EUROFINS SAV	EPA 6020B
Manganese Dissolved	315	ug/L	03/24/2023	EUROFINS SAV	EPA 6020B
Zinc	<20	ug/L	03/21/2023	EUROFINS SAV	EPA 6020B
Zinc Dissolved	<20	ug/L	03/21/2023	EUROFINS SAV	EPA 6020B

SANTEE COOPER ANALYTICAL SERVICES
CERTIFICATE OF ANALYSIS
LAB CERTIFICATION #08552
Sample # AF56428 Location: GW Well WAP-27 Date: 03/02/2023 Sample Collector: ZDM/ML
Loc. Code WAP-27 Time: 10:56

Analysis	Result	Units	Test Date	Analyst	Method
Copper	<5	ug/L	03/21/2023	EUROFINS SAV	EPA 6020B
Nickel	<5	ug/L	03/21/2023	EUROFINS SAV	EPA 6020B
Nickel - Dissolved	<5	ug/L	03/21/2023	EUROFINS SAV	EPA 200.8
Sulfide	<0.1	mg/L	03/07/2023	GEL	EPA 9034
Total Organic Carbon	11.1	mg/L	03/11/2023	GEL	SM 5310B
Dissolved Organic Carbon	11.4	mg/L	03/10/2023	SUB_GEL	SM 5310B
Nitrite		mg/L	03/07/2023	KCWELLS	EPA 300.0
Nitrate		mg/L	03/07/2023	KCWELLS	EPA 300.0
Nitrate-Nitrite Cadmium Reduction	<0.2	mg/L	03/13/2023	GEL	EPA 353.2
Sulfate	66.8	mg/L	03/07/2023	KCWELLS	EPA 300.0
Chloride	167	mg/L	03/07/2023	KCWELLS	EPA 300.0
Fluoride	<0.10	mg/L	03/07/2023	KCWELLS	EPA 300.0
Total Dissolved Solids	818.8	mg/L	03/09/2023	SJBROWN	SM 2540C
Radium 226	1.16	pCi/L	04/03/2023	GEL	EPA 903.1 Mod
Radium 228	1.86	pCi/L	03/29/2023	GEL	EPA 904.0
Radium 226/228 Combined Calculation	3.02	pCi/L	04/03/2023	GEL	EPA 903.1 Mod
Alkalinity as CaCO3	<4	mg/kg	03/09/2023	SUB_GEL	SM2320B
Alkalinity	190	mg/L	03/09/2023	SUB_GEL	SM 2320B
Bicarbonate Alkalinity	190	mg/L	03/09/2023	GEL	SM 2320B
Total Phosphorus	<0.025	mg/L	03/28/2023	KCWELLS	EPA 365.1
SiO2	2650	%	03/30/2023	EUROFINS SAV	ASTM D3682
SiO2 Dissolved	2650	ug/L	03/30/2023	EUROFINS SAV	EPA 200.7
Silver	<1	ug/L	03/21/2023	EUROFINS SAV	EPA 6020B
Silver- Dissolved	<1	ug/L	03/21/2023	EUROFINS SAV	EPA 200.8

Comments:

Independent Laboratory Results: "GEL" - GEL Laboratories LLC - Lab ID # 10120; "Test America" - TestAmerica Laboratories, Inc. - Lab ID# 98001; "DavisBrown"- Davis & Brown Lab ID # 21117; "Shealy"- Shealy Environmental Services, Inc.- Lab ID# 32010 "ROGERSCALLCO"- Rogers & Callcot, Inc.- Lab ID # 23105001

 Analysis Validated:  Validation date: 05/08/2023

Linda Williams - Manager Analytical Services

Authorized Signature Only- Not Valid Unless Signed



One Riverwood Drive
P.O. Box 2946101
Moncks Comer, SC 29461-2901
(843) 761-8000

SANTEE COOPER ANALYTICAL SERVICES
CERTIFICATE OF ANALYSIS
LAB CERTIFICATION #08552

Sample # AF60585 Location: GW Well WAP-27 Date: 04/10/2023 Sample Collector: ZDM/BWM
Loc. Code WAP-27 Time: 12:20

Analysis	Result	Units	Test Date	Analyst	Method
Arsenic	89.3	ug/l	04/20/2023	EUROFINS SAV	EPA 6020B
Barium	136	ug/L	04/20/2023	EUROFINS SAV	EPA 6020B
Beryllium	<0.5	ug/l	04/20/2023	EUROFINS SAV	EPA 6020B
Boron	1980	ug/L	04/24/2023	LCWILLIA	EPA 6010D
Calcium	95.7	mg/l	04/20/2023	EUROFINS SAV	EPA 6020B
Cadmium	<0.5	ug/L	04/20/2023	EUROFINS SAV	EPA 6020B
Cobalt	0.570	ug/L	04/20/2023	EUROFINS SAV	EPA 6020B
Chromium	<5	ug/L	04/20/2023	EUROFINS SAV	EPA 6020B
Mercury	<0.2	ug/L	04/21/2023	EUROFINS SAV	EPA 7470
Lithium	9.02	ug/L	04/24/2023	LCWILLIA	EPA 6010D
Molybdenum	<5	ug/L	04/24/2023	LCWILLIA	EPA 6010D
Lead	<2.5	ug/L	04/20/2023	EUROFINS SAV	EPA 6020B
Antimony	<5	ug/L	04/20/2023	EUROFINS SAV	EPA 6020B
Selenium	<2.5	ug/L	04/20/2023	EUROFINS SAV	EPA 6020B
Thallium	<1	ug/L	04/20/2023	EUROFINS SAV	EPA 6020B
Radium 226	0.769	pCi/L	04/20/2023	GEL	EPA 903.1 Mod
Radium 228	0.752	pCi/L	05/08/2023	GEL	EPA 904.0
Radium 226/228 Combined Calculation	1.52	pCi/L	05/12/2023	GEL	EPA 903.1 Mod
Chloride	219	mg/L	04/18/2023	KCWELLS	EPA 300.0
Fluoride	<0.10	mg/L	04/18/2023	KCWELLS	EPA 300.0
Sulfate	46.6	mg/L	04/18/2023	KCWELLS	EPA 300.0
Total Dissolved Solids	792.5	mg/L	04/19/2023	KCWELLS	SM 2540C
pH	6.24	SU	04/10/2023	ZDM/BWM	
Spec. Cond.	1100	uS	04/10/2023	ZDM/BWM	
Dissolved Oxygen	0.350	ppm	04/10/2023	ZDM/BWM	
Oxidation Reduction Potential	-55.0	mv	04/10/2023	ZDM/BWM	SM2580
Temp	21.38	C	04/10/2023	ZDM/BWM	
Turbidity	0	NTU	04/10/2023	ZDM/BWM	
Depth	23.93	Feet	04/10/2023	ZDM/BWM	
Elevation	19.25	Feet	04/11/2023	ZDMCHENR	

Comments:

Independent Laboratory Results: "GEL" - GEL Laboratories LLC - Lab ID # 10120; "Test America" - TestAmerica Laboratories, Inc. - Lab ID# 98001; "DavisBrown"- Davis & Brown Lab ID # 21117; "Shealy"- Shealy Environmental Services, Inc.- Lab ID# 32010 "ROGERSCALLCO"- Rogers & Callcot, Inc.- Lab ID # 23105001

Analysis Validated: 

Linda Williams - Supervisor Analytical Services

SANTEE COOPER ANALYTICAL SERVICES
CERTIFICATE OF ANALYSIS
LAB CERTIFICATION #08552

Sample # AF60586 Location: GW Well WAP-27 Date: 04/10/2023 Sample Collector: ZDM/BWM
Loc. Code WAP-27 DUP Time: 12:25

Analysis	Result	Units	Test Date	Analyst	Method
Arsenic	94.8	ug/l	04/20/2023	EUROFINS SAV	EPA 6020B
Barium	130	ug/L	04/20/2023	EUROFINS SAV	EPA 6020B
Beryllium	<0.5	ug/l	04/20/2023	EUROFINS SAV	EPA 6020B
Boron	8150	ug/L	04/24/2023	LCWILLIA	EPA 6010D
Calcium	94.8	mg/l	04/20/2023	EUROFINS SAV	EPA 6020B
Cadmium	<0.5	ug/L	04/20/2023	EUROFINS SAV	EPA 6020B
Cobalt	0.535	ug/L	04/20/2023	EUROFINS SAV	EPA 6020B
Chromium	<5	ug/L	04/20/2023	EUROFINS SAV	EPA 6020B
Mercury	<0.2	ug/L	04/21/2023	EUROFINS SAV	EPA 7470
Lithium	<5	ug/L	04/24/2023	LCWILLIA	EPA 6010D
Molybdenum	<5	ug/L	04/24/2023	LCWILLIA	EPA 6010D
Lead	<2.5	ug/L	04/20/2023	EUROFINS SAV	EPA 6020B
Antimony	<5	ug/L	04/20/2023	EUROFINS SAV	EPA 6020B
Selenium	<2.5	ug/L	04/20/2023	EUROFINS SAV	EPA 6020B
Thallium	<1	ug/L	04/20/2023	EUROFINS SAV	EPA 6020B
Radium 226	1.07	pCi/L	04/20/2023	GEL	EPA 903.1 Mod
Radium 228	1.19	pCi/L	05/08/2023	GEL	EPA 904.0
Radium 226/228 Combined	2.26	pCi/L	05/12/2023	GEL	EPA 903.1 Mod
Calculation					
Chloride	219	mg/L	04/18/2023	KCWELLS	EPA 300.0
Fluoride	<0.10	mg/L	04/18/2023	KCWELLS	EPA 300.0
Sulfate	47.7	mg/L	04/18/2023	KCWELLS	EPA 300.0
Total Dissolved Solids	835.0	mg/L	04/19/2023	KCWELLS	SM 2540C

Comments:

Independent Laboratory Results: "GEL" - GEL Laboratories LLC - Lab ID # 10120; "Test America" - TestAmerica Laboratories, Inc. - Lab ID# 98001; "DavisBrown"- Davis & Brown Lab ID # 21117; "Shealy"- Shealy Environmental Services, Inc.- Lab ID# 32010 "ROGERSCALLCO"- Rogers & Callcot, Inc.- Lab ID # 23105001

Analysis Validated: 
Linda Williams - Supervisor Analytical Services

SANTEE COOPER ANALYTICAL SERVICES

CERTIFICATE OF ANALYSIS

LAB CERTIFICATION #08552


Sample # AF68711 **Location:** GW Well WAP-1 **Date:** 06/27/2023 **Sample Collector:** WJK/ML
Loc. Code WAP-1 **Time:** 11:26

Analysis	Result	Units	Test Date	Analyst	Method
Aluminum	1.14	mg/L	08/08/2023	EUROFINS SAV	EPA 6020B
Arsenic	8.50	ug/L	08/08/2023	EUROFINS SAV	EPA 6020B
Barium	77.1	ug/L	08/08/2023	EUROFINS SAV	EPA 6020B
Beryllium	<0.5	ug/L	08/08/2023	EUROFINS SAV	EPA 6020B
Calcium	8.49	ug/L	08/03/2023	EUROFINS SAV	EPA 6010D
Cadmium	<0.5	ug/L	08/08/2023	EUROFINS SAV	EPA 6020B
Cobalt	0.595	ug/L	08/08/2023	EUROFINS SAV	EPA 6020B
Chromium	<5	ug/L	08/08/2023	EUROFINS SAV	EPA 6020B
Iron	2200	ug/L	08/08/2023	EUROFINS SAV	EPA 6020B
Magnesium	0.733	mg/L	08/08/2023	EUROFINS SAV	EPA 6020B
Lead	<2.5	ug/L	08/08/2023	EUROFINS SAV	EPA 6020B
Antimony	<5	ug/L	08/08/2023	EUROFINS SAV	EPA 6020B
Selenium	<20	ug/L	08/03/2023	EUROFINS SAV	EPA 6010D
Thallium	<1	ug/L	08/08/2023	EUROFINS SAV	EPA 6020B
Boron	41.0	ug/L	08/21/2023	SKJACOBS	EPA 6010D
Lithium	<5.0	ug/L	08/21/2023	SKJACOBS	EPA 6010D
Molybdenum	<5.0	ug/L	08/21/2023	SKJACOBS	EPA 6010D
Mercury	<0.2	ug/L	07/11/2023	EUROFINS SAV	EPA 7470
Zinc	<20	ug/L	08/08/2023	EUROFINS SAV	EPA 6020B
Copper	<5	ug/L	08/08/2023	EUROFINS SAV	EPA 6020B
Nickel	<5	ug/L	08/08/2023	EUROFINS SAV	EPA 6020B
Fluoride	<0.10	mg/L	07/07/2023	KCWELLS	EPA 300.0
Chloride	10.5	mg/L	07/07/2023	KCWELLS	EPA 300.0
Sulfate	31.1	mg/L	07/07/2023	KCWELLS	EPA 300.0
Total Dissolved Solids	90.00	mg/L	07/05/2023	NTCHIN	SM 2540C
Radium 226	1.85	pCi/L	07/24/2023	GEL	EPA 903.1 Mod
Radium 228	-0.145	pCi/L	07/17/2023	GEL	EPA 904.0
Radium 226/228 Combined Calculation	1.85	pCi/L	07/24/2023	GEL	EPA 903.1 Mod
pH	4.51	SU	06/27/2023	WJK/ML	

Comments:

Independent Laboratory Results: "GEL" - GEL Laboratories LLC - Lab ID # 10120; "Test America" - TestAmerica Laboratories, Inc. - Lab ID# 98001; "DavisBrown"- Davis & Brown Lab ID # 21117; "Shealy"- Shealy Environmental Services, Inc.- Lab ID# 32010 "ROGERSCALLCO"- Rogers & Callcot, Inc.- Lab ID # 23105001

Analysis Validated:


 Linda Williams - Manager Analytical Services

Validation date: 9/19/23



One Riverwood Drive
 P.O. Box 2946101
 Moncks Corner, SC 29461-2901
 (843) 761-8000

SANTEE COOPER ANALYTICAL SERVICES

CERTIFICATE OF ANALYSIS

LAB CERTIFICATION #08552

Sample # AF68748 Location: GW Well WBW-1 Date: 06/27/2023 Sample Collector: WJK/ML

Loc. Code WBW-1 Time: 10:15

Analysis	Result	Units	Test Date	Analyst	Method
Aluminum	0.938	mg/L	08/07/2023	EUROFINS SAV	EPA 6020B
Arsenic	<3	ug/L	08/07/2023	EUROFINS SAV	EPA 6020B
Barium	53.4	ug/L	08/07/2023	EUROFINS SAV	EPA 6020B
Beryllium	<0.5	ug/L	08/07/2023	EUROFINS SAV	EPA 6020B
Calcium	3260	ug/L	08/03/2023	EUROFINS SAV	EPA 6010D
Cadmium	<0.5	ug/L	08/07/2023	EUROFINS SAV	EPA 6020B
Cobalt	2.00	ug/L	08/07/2023	EUROFINS SAV	EPA 6020B
Chromium	<5	ug/L	08/07/2023	EUROFINS SAV	EPA 6020B
Iron	<100	ug/L	08/07/2023	EUROFINS SAV	EPA 6020B
Magnesium	1.28	mg/L	08/07/2023	EUROFINS SAV	EPA 6020B
Lead	<2.5	ug/L	08/07/2023	EUROFINS SAV	EPA 6020B
Antimony	<5	ug/L	08/07/2023	EUROFINS SAV	EPA 6020B
Selenium	<20	ug/L	08/03/2023	EUROFINS SAV	EPA 6010D
Thallium	<1	ug/L	08/07/2023	EUROFINS SAV	EPA 6020B
Boron	53.1	ug/L	08/23/2023	SKJACOBS	EPA 6010D
Lithium	<5.0	ug/L	08/23/2023	SKJACOBS	EPA 6010D
Molybdenum	<5.0	ug/L	08/23/2023	SKJACOBS	EPA 6010D
Mercury	<0.2	ug/L	07/11/2023	EUROFINS SAV	EPA 7470
Zinc	<20	ug/L	08/07/2023	EUROFINS SAV	EPA 6020B
Copper	<5	ug/L	08/07/2023	EUROFINS SAV	EPA 6020B
Nickel	<5	ug/L	08/07/2023	EUROFINS SAV	EPA 6020B
Fluoride	<0.10	mg/L	07/07/2023	KCWELLS	EPA 300.0
Chloride	7.58	mg/L	07/07/2023	KCWELLS	EPA 300.0
Sulfate	14.4	mg/L	07/07/2023	KCWELLS	EPA 300.0
Total Dissolved Solids	42.50	mg/L	07/05/2023	NTCHIN	SM 2540C
Radium 226	0.388	pCi/L	07/24/2023	GEL	EPA 903.1 Mod
Radium 228	3.93	pCi/L	07/19/2023	GEL	EPA 904.0
Radium 226/228 Combined Calculation	4.32	pCi/L	07/24/2023	GEL	EPA 903.1 Mod
pH	3.94	SU	06/27/2023	WJK/ML	

Comments:

Independent Laboratory Results: "GEL" - GEL Laboratories LLC - Lab ID # 10120; "Test America" - TestAmerica Laboratories, Inc. - Lab ID# 98001; "DavisBrown"- Davis & Brown Lab ID # 21117; "Shealy"- Shealy Environmental Services, Inc.- Lab ID# 32010 "ROGERSCALLCO"- Rogers & Callcot, Inc.- Lab ID # 23105001

Analysis Validated:

Linda Williams - Manager Analytical Services

Validation date:

9/19/23

Authorized Signature Only- Not Valid Unless Signed

SANTEE COOPER ANALYTICAL SERVICES
CERTIFICATE OF ANALYSIS
LAB CERTIFICATION #08552
Sample # AF68719 **Location:** GW Well WAP-9 **Date:** 06/29/2023 **Sample Collector:** WJK/ML


Loc. Code WAP-9 **Time:** 10:48

Analysis	Result	Units	Test Date	Analyst	Method
Aluminum	0.547	mg/L	08/08/2023	EUROFINS SAV	EPA 6020B
Arsenic	38.1	ug/L	08/08/2023	EUROFINS SAV	EPA 6020B
Barium	99.1	ug/L	08/08/2023	EUROFINS SAV	EPA 6020B
Beryllium	<0.5	ug/L	08/08/2023	EUROFINS SAV	EPA 6020B
Calcium	232	ug/L	08/03/2023	EUROFINS SAV	EPA 6010D
Cadmium	<0.5	ug/L	08/08/2023	EUROFINS SAV	EPA 6020B
Cobalt	0.660	ug/L	08/08/2023	EUROFINS SAV	EPA 6020B
Chromium	<5	ug/L	08/08/2023	EUROFINS SAV	EPA 6020B
Iron	28500	ug/L	08/08/2023	EUROFINS SAV	EPA 6020B
Magnesium	30.2	mg/L	08/08/2023	EUROFINS SAV	EPA 6020B
Lead	<2.5	ug/L	08/08/2023	EUROFINS SAV	EPA 6020B
Antimony	<5	ug/L	08/08/2023	EUROFINS SAV	EPA 6020B
Selenium	<20	ug/L	08/03/2023	EUROFINS SAV	EPA 6010D
Thallium	<1	ug/L	08/08/2023	EUROFINS SAV	EPA 6020B
Boron	3250	ug/L	08/21/2023	SKJACOBS	EPA 6010D
Lithium	71.8	ug/L	08/21/2023	SKJACOBS	EPA 6010D
Molybdenum	<5.0	ug/L	08/21/2023	SKJACOBS	EPA 6010D
Mercury	<0.2	ug/L	07/11/2023	EUROFINS SAV	EPA 7470
Zinc	<20	ug/L	08/08/2023	EUROFINS SAV	EPA 6020B
Copper	<5	ug/L	08/08/2023	EUROFINS SAV	EPA 6020B
Fluoride	0.1	mg/L	07/07/2023	KCWELLS	EPA 300.0
Chloride	166	mg/L	07/07/2023	KCWELLS	EPA 300.0
Sulfate	296	mg/L	07/07/2023	KCWELLS	EPA 300.0
Total Dissolved Solids	1136	mg/L	07/07/2023	NTCHIN	SM 2540C
Radium 226	1.59	pCi/L	07/24/2023	GEL	EPA 903.1 Mod
Radium 228	3.47	pCi/L	07/17/2023	GEL	EPA 904.0
Radium 226/228 Combined Calculation	5.06	pCi/L	07/24/2023	GEL	EPA 903.1 Mod
pH	6.11	SU	06/29/2023	WJK/ML	

Comments:

Independent Laboratory Results: "GEL" - GEL Laboratories LLC - Lab ID # 10120; "Test America" - TestAmerica Laboratories, Inc. - Lab ID# 98001; "DavisBrown"- Davis & Brown Lab ID # 21117; "Shealy"- Shealy Environmental Services, Inc.- Lab ID# 32010 "ROGERSCALLCO"- Rogers & Callcot, Inc.- Lab ID # 23105001

Analysis Validated:



Linda Williams - Manager Analytical Services

Validation date:

9/19/23

SANTEE COOPER ANALYTICAL SERVICES

CERTIFICATE OF ANALYSIS

LAB CERTIFICATION #08552

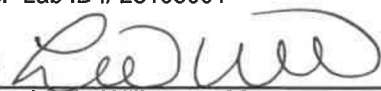
Sample # AF68720 **Location:** GW Well WAP-10 **Date:** 06/29/2023 **Sample Collector:** WJK/ML
Loc. Code WAP-10 **Time:** 11:40

Analysis	Result	Units	Test Date	Analyst	Method
Aluminum	<0.1	mg/L	08/08/2023	EUROFINS SAV	EPA 6020B
Arsenic	<3	ug/L	08/08/2023	EUROFINS SAV	EPA 6020B
Barium	270	ug/L	08/08/2023	EUROFINS SAV	EPA 6020B
Beryllium	<0.5	ug/L	08/08/2023	EUROFINS SAV	EPA 6020B
Calcium	613	ug/L	08/03/2023	EUROFINS SAV	EPA 6010D
Cadmium	<0.5	ug/L	08/08/2023	EUROFINS SAV	EPA 6020B
Cobalt	<0.5	ug/L	08/08/2023	EUROFINS SAV	EPA 6020B
Chromium	<5	ug/L	08/08/2023	EUROFINS SAV	EPA 6020B
Iron	23800	ug/L	08/08/2023	EUROFINS SAV	EPA 6020B
Magnesium	82.2	mg/L	08/08/2023	EUROFINS SAV	EPA 6020B
Lead	<2.5	ug/L	08/08/2023	EUROFINS SAV	EPA 6020B
Antimony	<5	ug/L	08/08/2023	EUROFINS SAV	EPA 6020B
Selenium	<20	ug/L	08/03/2023	EUROFINS SAV	EPA 6010D
Thallium	<1	ug/L	08/08/2023	EUROFINS SAV	EPA 6020B
Boron	9920	ug/L	08/21/2023	SKJACOBS	EPA 6010D
Lithium	54.9	ug/L	08/21/2023	SKJACOBS	EPA 6010D
Molybdenum	<5.0	ug/L	08/21/2023	SKJACOBS	EPA 6010D
Mercury	<0.2	ug/L	07/13/2023	EUROFINS SAV	EPA 7470
Zinc	<20	ug/L	08/08/2023	EUROFINS SAV	EPA 6020B
Copper	<5	ug/L	08/08/2023	EUROFINS SAV	EPA 6020B
Fluoride	<0.10	mg/L	07/07/2023	KCWELLS	EPA 300.0
Chloride	790	mg/L	07/07/2023	KCWELLS	EPA 300.0
Sulfate	880	mg/L	07/07/2023	KCWELLS	EPA 300.0
Total Dissolved Solids	3609	mg/L	07/07/2023	NTCHIN	SM 2540C
Radium 226	2.96	pCi/L	07/24/2023	GEL	EPA 903.1 Mod
Radium 228	2.79	pCi/L	07/19/2023	GEL	EPA 904.0
Radium 226/228 Combined Calculation	5.75	pCi/L	07/24/2023	GEL	EPA 903.1 Mod
pH	6.67	SU	06/29/2023	WJK/ML	

Comments:

Independent Laboratory Results: "GEL" - GEL Laboratories LLC - Lab ID # 10120; "Test America" - TestAmerica Laboratories, Inc. - Lab ID# 98001; "DavisBrown"- Davis & Brown Lab ID # 21117; "Shealy"- Shealy Environmental Services, Inc.- Lab ID# 32010 "ROGERSCALLCO"- Rogers & Callcot, Inc.- Lab ID # 23105001

Analysis Validated:



Linda Williams - Manager Analytical Services

Validation date:

9/19/23

Authorized Signature Only- Not Valid Unless Signed

SANTEE COOPER ANALYTICAL SERVICES
CERTIFICATE OF ANALYSIS
LAB CERTIFICATION #08552

Sample # AF68721 **Location:** GW Well WAP-10 **Date:** 06/29/2023 **Sample Collector:** WJK/ML
Loc. Code WAP-10 **DUP** **Time:** 11:45

Analysis	Result	Units	Test Date	Analyst	Method
Aluminum	<0.1	mg/L	08/07/2023	EUROFINS SAV	EPA 6020B
Arsenic	<3	ug/L	08/07/2023	EUROFINS SAV	EPA 6020B
Barium	304	ug/L	08/07/2023	EUROFINS SAV	EPA 6020B
Beryllium	<0.5	ug/L	08/07/2023	EUROFINS SAV	EPA 6020B
Calcium	642	ug/L	08/03/2023	EUROFINS SAV	EPA 6010D
Cadmium	<0.5	ug/L	08/07/2023	EUROFINS SAV	EPA 6020B
Cobalt	<0.5	ug/L	08/07/2023	EUROFINS SAV	EPA 6020B
Chromium	<5	ug/L	08/07/2023	EUROFINS SAV	EPA 6020B
Iron	25200	ug/L	08/07/2023	EUROFINS SAV	EPA 6020B
Magnesium	97.7	mg/L	08/07/2023	EUROFINS SAV	EPA 6020B
Lead	<2.5	ug/L	08/07/2023	EUROFINS SAV	EPA 6020B
Antimony	<5	ug/L	08/07/2023	EUROFINS SAV	EPA 6020B
Selenium	<20	ug/L	08/03/2023	EUROFINS SAV	EPA 6010D
Thallium	<1	ug/L	08/07/2023	EUROFINS SAV	EPA 6020B
Boron	9570	ug/L	08/21/2023	SKJACOBS	EPA 6010D
Lithium	53.0	ug/L	08/21/2023	SKJACOBS	EPA 6010D
Molybdenum	<5.0	ug/L	08/21/2023	SKJACOBS	EPA 6010D
Mercury	<0.2	ug/L	07/11/2023	EUROFINS SAV	EPA 7470
Zinc	<20	ug/L	08/07/2023	EUROFINS SAV	EPA 6020B
Copper	<5	ug/L	08/07/2023	EUROFINS SAV	EPA 6020B
Fluoride	<0.10	mg/L	07/07/2023	KCWELLS	EPA 300.0
Chloride	797	mg/L	07/07/2023	KCWELLS	EPA 300.0
Sulfate	887	mg/L	07/07/2023	KCWELLS	EPA 300.0
Total Dissolved Solids	3566	mg/L	07/07/2023	NTCHIN	SM 2540C
Radium 226	5.93	pCi/L	07/24/2023	GEL	EPA 903.1 Mod
Radium 228	2.71	pCi/L	07/17/2023	GEL	EPA 904.0
Radium 226/228 Combined Calculation	8.64	pCi/L	07/24/2023	GEL	EPA 903.1 Mod

Comments:

Independent Laboratory Results: "GEL" - GEL Laboratories LLC - Lab ID # 10120; "Test America" - TestAmerica Laboratories, Inc. - Lab ID# 98001; "DavisBrown"- Davis & Brown Lab ID # 21117; "Shealy"- Shealy Environmental Services, Inc.- Lab ID# 32010 "ROGERSCALLCO"- Rogers & Callcot, Inc.- Lab ID # 23105001

Analysis Validated:



Linda Williams - Manager Analytical Services

Validation date:

9/19/23

Authorized Signature Only- Not Valid Unless Signed

SANTEE COOPER ANALYTICAL SERVICES
CERTIFICATE OF ANALYSIS
LAB CERTIFICATION #08552

Sample # AF68733 **Location:** GW Well WAP-17 **Date:** 07/10/2023 **Sample Collector:** WJK/ML
Loc. Code WAP-17 **Time:** 14:10

Analysis	Result	Units	Test Date	Analyst	Method
Arsenic	90.8	ug/L	08/10/2023	SKJACOBS	EPA 6020B
Barium	39.9	ug/L	08/10/2023	SKJACOBS	EPA 6020B
Beryllium	<0.5	ug/L	08/10/2023	SKJACOBS	EPA 6020B
Calcium	253000	ug/L	08/10/2023	SKJACOBS	EPA 6010D
Cadmium	<0.5	ug/L	08/10/2023	SKJACOBS	EPA 6020B
Cobalt	<0.5	ug/L	08/10/2023	SKJACOBS	EPA 6020B
Chromium	<5.0	ug/L	08/10/2023	SKJACOBS	EPA 6020B
Iron	1260	ug/L	08/10/2023	SKJACOBS	EPA 6020B
Lead	<1.0	ug/L	08/10/2023	SKJACOBS	EPA 6020B
Antimony	<5.0	ug/L	08/10/2023	SKJACOBS	EPA 6020B
Selenium	<10.0	ug/L	08/10/2023	SKJACOBS	EPA 6010D
Thallium	<1.0	ug/L	08/10/2023	SKJACOBS	EPA 6020B
Boron	4010	ug/L	08/04/2023	SKJACOBS	EPA 6010D
Lithium	129	ug/L	08/04/2023	SKJACOBS	EPA 6010D
Molybdenum	39.5	ug/L	08/04/2023	SKJACOBS	EPA 6010D
Mercury	<0.2	ug/L	07/26/2023	EUROFINS SAV	EPA 7470
Zinc	<10.0	ug/L	08/10/2023	SKJACOBS	EPA 6020B
Copper	<5.0	ug/L	08/10/2023	SKJACOBS	EPA 6020B
Nickel	<0.5	ug/L	08/10/2023	SKJACOBS	EPA 6020B
Fluoride	<0.10	mg/L	07/13/2023	KCWELLS	EPA 300.0
Chloride	105	mg/L	07/13/2023	KCWELLS	EPA 300.0
Sulfate	651	mg/L	07/13/2023	KCWELLS	EPA 300.0
Total Dissolved Solids	1271	mg/L	07/14/2023	TDHARRIS	SM 2540C
Radium 226	1.61	pCi/L	08/11/2023	GEL	EPA 903.1 Mod
Radium 228	1.80	pCi/L	08/10/2023	GEL	EPA 904.0
Radium 226/228 Combined Calculation	3.41	pCi/L	08/11/2023	GEL	EPA 903.1 Mod
pH	6.33	SU	07/10/2023	WJK/ML	

Comments:

Independent Laboratory Results: "GEL" - GEL Laboratories LLC - Lab ID # 10120; "Test America" - TestAmerica Laboratories, Inc. - Lab ID# 98001; "DavisBrown"- Davis & Brown Lab ID # 21117; "Shealy"- Shealy Environmental Services, Inc.- Lab ID# 32010 "ROGERSCALLCO"- Rogers & Callcot, Inc.- Lab ID # 23105001

Analysis Validated:  Validation date: 9/19/23
 Linda Williams - Manager Analytical Services

SANTEE COOPER ANALYTICAL SERVICES
CERTIFICATE OF ANALYSIS
LAB CERTIFICATION #08552
Sample # AF68734 **Location:** GW Well WAP-17 **Date:** 07/10/2023 **Sample Collector:** WJK/ML

Loc. Code WAP-17 **DUP** **Time:** 14:15

Analysis	Result	Units	Test Date	Analyst	Method
Arsenic	92.0	ug/L	08/10/2023	SKJACOBS	EPA 6020B
Barium	40.2	ug/L	08/10/2023	SKJACOBS	EPA 6020B
Beryllium	<0.5	ug/L	08/10/2023	SKJACOBS	EPA 6020B
Calcium	254000	ug/L	08/10/2023	SKJACOBS	EPA 6010D
Cadmium	<0.5	ug/L	08/10/2023	SKJACOBS	EPA 6020B
Cobalt	<0.5	ug/L	08/10/2023	SKJACOBS	EPA 6020B
Chromium	<5.0	ug/L	08/10/2023	SKJACOBS	EPA 6020B
Iron	1270	ug/L	08/10/2023	SKJACOBS	EPA 6020B
Lead	<1.0	ug/L	08/10/2023	SKJACOBS	EPA 6020B
Antimony	<5.0	ug/L	08/10/2023	SKJACOBS	EPA 6020B
Selenium	<10.0	ug/L	08/10/2023	SKJACOBS	EPA 6010D
Thallium	<1.0	ug/L	08/10/2023	SKJACOBS	EPA 6020B
Boron	3980	ug/L	08/04/2023	SKJACOBS	EPA 6010D
Lithium	128	ug/L	08/04/2023	SKJACOBS	EPA 6010D
Molybdenum	39.9	ug/L	08/04/2023	SKJACOBS	EPA 6010D
Mercury	<0.2	ug/L	07/26/2023	EUROFINS SAV	EPA 7470
Zinc	<10.0	ug/L	08/10/2023	SKJACOBS	EPA 6020B
Copper	<5.0	ug/L	08/10/2023	SKJACOBS	EPA 6020B
Nickel	<0.5	ug/L	08/10/2023	SKJACOBS	EPA 6020B
Fluoride	<0.10	mg/L	07/13/2023	KCWELLS	EPA 300.0
Chloride	105	mg/L	07/13/2023	KCWELLS	EPA 300.0
Sulfate	652	mg/L	07/13/2023	KCWELLS	EPA 300.0
Total Dissolved Solids	1260	mg/L	07/14/2023	NTCHIN	SM 2540C
Radium 226	1.38	pCi/L	08/11/2023	GEL	EPA 903.1 Mod
Radium 228	1.00	pCi/L	08/10/2023	GEL	EPA 904.0
Radium 226/228 Combined Calculation	2.38	pCi/L	08/11/2023	GEL	EPA 903.1 Mod

Comments:

Independent Laboratory Results: "GEL" - GEL Laboratories LLC - Lab ID # 10120; "Test America" - TestAmerica Laboratories, Inc. - Lab ID# 98001; "DavisBrown"- Davis & Brown Lab ID # 21117; "Shealy"- Shealy Environmental Services, Inc.- Lab ID# 32010 "ROGERSCALLCO"- Rogers & Callcot, Inc.- Lab ID # 23105001

 Analysis Validated:  Validation date: 9/19/23
 Linda Williams - Manager Analytical Services

SANTEE COOPER ANALYTICAL SERVICES
CERTIFICATE OF ANALYSIS
LAB CERTIFICATION #08552
Sample # AF68735 **Location:** GW Well WAP-18 **Date:** 07/05/2023 **Sample Collector:** WJK/ML

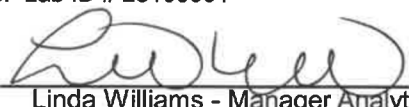
Loc. Code WAP-18 **Time:** 09:35

Analysis	Result	Units	Test Date	Analyst	Method
Arsenic	216	ug/L	08/08/2023	EUROFINS SAV	EPA 6020B
Barium	139	ug/L	08/08/2023	EUROFINS SAV	EPA 6020B
Beryllium	<0.5	ug/L	08/08/2023	EUROFINS SAV	EPA 6020B
Calcium	92600	ug/L	08/07/2023	EUROFINS SAV	EPA 6010D
Cadmium	<0.5	ug/L	08/08/2023	EUROFINS SAV	EPA 6020B
Cobalt	0.780	ug/L	08/08/2023	EUROFINS SAV	EPA 6020B
Chromium	<5	ug/L	08/08/2023	EUROFINS SAV	EPA 6020B
Iron	1040	ug/L	08/08/2023	EUROFINS SAV	EPA 6020B
Lead	<2.5	ug/L	08/08/2023	EUROFINS SAV	EPA 6020B
Antimony	<5	ug/L	08/08/2023	EUROFINS SAV	EPA 6020B
Selenium	<20	ug/L	08/07/2023	EUROFINS SAV	EPA 6010D
Thallium	<1	ug/L	08/08/2023	EUROFINS SAV	EPA 6020B
Boron	1190	ug/L	08/23/2023	SKJACOBS	EPA 6010D
Lithium	104	ug/L	08/23/2023	SKJACOBS	EPA 6010D
Molybdenum	143	ug/L	08/23/2023	SKJACOBS	EPA 6010D
Mercury	<0.2	ug/L	07/14/2023	EUROFINS SAV	EPA 7470
Zinc	<20	ug/L	08/08/2023	EUROFINS SAV	EPA 6020B
Copper	<5	ug/L	08/08/2023	EUROFINS SAV	EPA 6020B
Nickel	<5	ug/L	08/08/2023	EUROFINS SAV	EPA 6020B
Fluoride	<0.10	mg/L	07/07/2023	KCWELLS	EPA 300.0
Chloride	54.4	mg/L	07/07/2023	KCWELLS	EPA 300.0
Sulfate	232	mg/L	07/07/2023	KCWELLS	EPA 300.0
Total Dissolved Solids	478.8	mg/L	07/12/2023	NTCHIN	SM 2540C
Radium 226	0.746	pCi/L	08/01/2023	GEL	EPA 903.1 Mod
Radium 228	3.43	pCi/L	07/18/2023	GEL	EPA 904.0
Radium 226/228 Combined Calculation	4.18	pCi/L	08/02/2023	GEL	EPA 903.1 Mod
pH	5.28	SU	07/05/2023	WJK/ML	

Comments:

Independent Laboratory Results: "GEL" - GEL Laboratories LLC - Lab ID # 10120; "Test America" - TestAmerica Laboratories, Inc. - Lab ID# 98001; "DavisBrown"- Davis & Brown Lab ID # 21117; "Shealy"- Shealy Environmental Services, Inc.- Lab ID# 32010 "ROGERSCALLCO"- Rogers & Callcot, Inc.- Lab ID # 23105001

Analysis Validated:



Linda Williams - Manager Analytical Services

Validation date:

9/19/23

SANTEE COOPER ANALYTICAL SERVICES

CERTIFICATE OF ANALYSIS

LAB CERTIFICATION #08552

Sample # AF68736 Location: GW Well WAP-19 Date: 07/06/2023 Sample Collector: WJK/ML

Loc. Code WAP-19 Time: 11:21

Analysis	Result	Units	Test Date	Analyst	Method
Arsenic	173	ug/L	08/08/2023	EUROFINS SAV	EPA 6020B
Barium	104	ug/L	08/08/2023	EUROFINS SAV	EPA 6020B
Beryllium	<0.5	ug/L	08/08/2023	EUROFINS SAV	EPA 6020B
Calcium	639000	ug/L	08/03/2023	EUROFINS SAV	EPA 6010D
Cadmium	<0.5	ug/L	08/08/2023	EUROFINS SAV	EPA 6020B
Cobalt	0.640	ug/L	08/08/2023	EUROFINS SAV	EPA 6020B
Chromium	<5	ug/L	08/08/2023	EUROFINS SAV	EPA 6020B
Iron	2750	ug/L	08/08/2023	EUROFINS SAV	EPA 6020B
Lead	<2.5	ug/L	08/08/2023	EUROFINS SAV	EPA 6020B
Antimony	<5	ug/L	08/08/2023	EUROFINS SAV	EPA 6020B
Selenium	<20	ug/L	08/03/2023	EUROFINS SAV	EPA 6010D
Thallium	<1	ug/L	08/08/2023	EUROFINS SAV	EPA 6020B
Boron	4320	ug/L	08/23/2023	SKJACOBS	EPA 6010D
Lithium	230	ug/L	08/23/2023	SKJACOBS	EPA 6010D
Molybdenum	20.8	ug/L	08/23/2023	SKJACOBS	EPA 6010D
Mercury	<0.2	ug/L	07/14/2023	EUROFINS SAV	EPA 7470
Zinc	<20	ug/L	08/08/2023	EUROFINS SAV	EPA 6020B
Copper	<5	ug/L	08/08/2023	EUROFINS SAV	EPA 6020B
Nickel	<5	ug/L	08/08/2023	EUROFINS SAV	EPA 6020B
Fluoride	0.18	mg/L	07/13/2023	KCWELLS	EPA 300.0
Chloride	33.5	mg/L	07/13/2023	KCWELLS	EPA 300.0
Sulfate	1610	mg/L	07/16/2023	KCWELLS	EPA 300.0
Total Dissolved Solids	2818	mg/L	07/13/2023	NTCHIN	SM 2540C
Radium 226	0.812	pCi/L	08/01/2023	GEL	EPA 903.1 Mod
Radium 228	4.13	pCi/L	07/18/2023	GEL	EPA 904.0
Radium 226/228 Combined Calculation	4.94	pCi/L	08/02/2023	GEL	EPA 903.1 Mod
pH	6.48	SU	07/06/2023	WJK/ML	

Comments:

Independent Laboratory Results: "GEL" - GEL Laboratories LLC - Lab ID # 10120; "Test America" - TestAmerica Laboratories, Inc. - Lab ID# 98001; "DavisBrown"- Davis & Brown Lab ID # 21117; "Shealy"- Shealy Environmental Services, Inc.- Lab ID# 32010 "ROGERSCALLCO"- Rogers & Callcot, Inc.- Lab ID # 23105001

Analysis Validated:  Validation date: 9/19/23
Linda Williams - Manager Analytical Services

Authorized Signature Only- Not Valid Unless Signed

SANTEE COOPER ANALYTICAL SERVICES
CERTIFICATE OF ANALYSIS
LAB CERTIFICATION #08552
Sample # AF68738 **Location:** GW Well WAP-21 **Date:** 07/12/2023 **Sample Collector:** WJK/ML

Loc. Code WAP-21 **Time:** 12:28

Analysis	Result	Units	Test Date	Analyst	Method
Arsenic	5.72	ug/L	08/24/2023	EUROFINS SAV	EPA 6020B
Barium	79.2	ug/L	08/24/2023	EUROFINS SAV	EPA 6020B
Beryllium	<0.5	ug/L	08/24/2023	EUROFINS SAV	EPA 6020B
Calcium	97000	ug/L	08/24/2023	EUROFINS SAV	EPA 6010D
Cadmium	<0.5	ug/L	08/24/2023	EUROFINS SAV	EPA 6020B
Cobalt	2.31	ug/L	08/24/2023	EUROFINS SAV	EPA 6020B
Chromium	29.6	ug/L	08/24/2023	EUROFINS SAV	EPA 6020B
Lead	11.0	ug/L	08/24/2023	EUROFINS SAV	EPA 6020B
Antimony	<5	ug/L	08/24/2023	EUROFINS SAV	EPA 6020B
Selenium	<20	ug/L	08/24/2023	EUROFINS SAV	EPA 6010D
Thallium	<1	ug/L	08/24/2023	EUROFINS SAV	EPA 6020B
Boron	2670	ug/L	08/28/2023	SKJACOBS	EPA 6010D
Lithium	20.9	ug/L	08/28/2023	SKJACOBS	EPA 6010D
Molybdenum	<5.0	ug/L	08/28/2023	SKJACOBS	EPA 6010D
Mercury	<0.2	ug/L	07/21/2023	EUROFINS SAV	EPA 7470
Fluoride	<0.10	mg/L	07/16/2023	KCWELLS	EPA 300.0
Chloride	33.2	mg/L	07/16/2023	KCWELLS	EPA 300.0
Sulfate	6.74	mg/L	07/16/2023	KCWELLS	EPA 300.0
Total Dissolved Solids	498.8	mg/L	07/14/2023	NTCHIN	SM 2540C
Radium 226	0.823	pCi/L	08/11/2023	GEL	EPA 903.1 Mod
Radium 228	0.925	pCi/L	08/10/2023	GEL	EPA 904.0
Radium 226/228 Combined Calculation	1.75	pCi/L	08/11/2023	GEL	EPA 903.1 Mod
pH	6.12	SU	07/12/2023	WJK/ML	

Comments:

Independent Laboratory Results: "GEL" - GEL Laboratories LLC - Lab ID # 10120; "Test America" - TestAmerica Laboratories, Inc. - Lab ID# 98001; "DavisBrown"- Davis & Brown Lab ID # 21117; "Shealy"- Shealy Environmental Services, Inc.- Lab ID# 32010 "ROGERSCALLCO"- Rogers & Callcot, Inc.- Lab ID # 23105001

Analysis Validated:  **Validation date:** _____
 Linda Williams - Manager Analytical Services

Authorized Signature Only- Not Valid Unless Signed

SANTEE COOPER ANALYTICAL SERVICES
CERTIFICATE OF ANALYSIS

LAB CERTIFICATION #08552

Sample # AF68739 **Location:** GW Well WAP-22 **Date:** 07/05/2023 **Sample Collector:** WJK/ML
Loc. Code WAP-22 **Time:** 10:44

Analysis	Result	Units	Test Date	Analyst	Method
Arsenic	8.46	ug/L	08/08/2023	EUROFINS SAV	EPA 6020B
Barium	97.2	ug/L	08/08/2023	EUROFINS SAV	EPA 6020B
Beryllium	<0.5	ug/L	08/08/2023	EUROFINS SAV	EPA 6020B
Calcium	227000	ug/L	08/03/2023	EUROFINS SAV	EPA 6010D
Cadmium	<0.5	ug/L	08/08/2023	EUROFINS SAV	EPA 6020B
Cobalt	<0.5	ug/L	08/08/2023	EUROFINS SAV	EPA 6020B
Chromium	<5	ug/L	08/08/2023	EUROFINS SAV	EPA 6020B
Lead	<2.5	ug/L	08/08/2023	EUROFINS SAV	EPA 6020B
Antimony	<5	ug/L	08/08/2023	EUROFINS SAV	EPA 6020B
Selenium	<20	ug/L	08/03/2023	EUROFINS SAV	EPA 6010D
Thallium	<1	ug/L	08/08/2023	EUROFINS SAV	EPA 6020B
Boron	1670	ug/L	08/23/2023	SKJACOBS	EPA 6010D
Lithium	17.7	ug/L	08/23/2023	SKJACOBS	EPA 6010D
Molybdenum	<5.0	ug/L	08/23/2023	SKJACOBS	EPA 6010D
Mercury	<0.2	ug/L	07/14/2023	EUROFINS SAV	EPA 7470
Fluoride	<0.10	mg/L	08/10/2023	KCWELLS	EPA 300.0
Chloride	190	mg/L	08/10/2023	KCWELLS	EPA 300.0
Sulfate	208	mg/L	08/10/2023	KCWELLS	EPA 300.0
Total Dissolved Solids	996.2	mg/L	07/14/2023	NTCHIN	SM 2540C
Radium 226	0.165	pCi/L	08/01/2023	GEL	EPA 903.1 Mod
Radium 228	4.57	pCi/L	07/18/2023	GEL	EPA 904.0
Radium 226/228 Combined Calculation	4.74	pCi/L	08/02/2023	GEL	EPA 903.1 Mod
pH	6.77	SU	07/05/2023	WJK/ML	

Comments:

Independent Laboratory Results: "GEL" - GEL Laboratories LLC - Lab ID # 10120; "Test America" - TestAmerica Laboratories, Inc. - Lab ID# 98001; "DavisBrown"- Davis & Brown Lab ID # 21117; "Shealy"- Shealy Environmental Services, Inc.- Lab ID# 32010 "ROGERSCALLCO"- Rogers & Callcot, Inc.- Lab ID # 23105001

Analysis Validated:



Linda Williams - Manager Analytical Services

Validation date: 9/18/23

SANTEE COOPER ANALYTICAL SERVICES
CERTIFICATE OF ANALYSIS
LAB CERTIFICATION #08552

Sample # AF68740 **Location:** GW Well WAP-23 **Date:** 07/12/2023 **Sample Collector:** WJK/ML
Loc. Code WAP-23 **Time:** 11:01

Analysis	Result	Units	Test Date	Analyst	Method
Arsenic	443	ug/L	08/24/2023	EUROFINS SAV	EPA 6020B
Barium	186	ug/L	08/24/2023	EUROFINS SAV	EPA 6020B
Beryllium	<0.5	ug/L	08/24/2023	EUROFINS SAV	EPA 6020B
Calcium	348000	ug/L	08/24/2023	EUROFINS SAV	EPA 6010D
Cadmium	<0.5	ug/L	08/24/2023	EUROFINS SAV	EPA 6020B
Cobalt	<0.5	ug/L	08/24/2023	EUROFINS SAV	EPA 6020B
Chromium	<5	ug/L	08/24/2023	EUROFINS SAV	EPA 6020B
Lead	<2.5	ug/L	08/24/2023	EUROFINS SAV	EPA 6020B
Antimony	<5	ug/L	08/24/2023	EUROFINS SAV	EPA 6020B
Selenium	<20	ug/L	08/24/2023	EUROFINS SAV	EPA 6010D
Thallium	<1	ug/L	08/24/2023	EUROFINS SAV	EPA 6020B
Boron	5190	ug/L	08/28/2023	SKJACOBS	EPA 6010D
Lithium	211	ug/L	08/28/2023	SKJACOBS	EPA 6010D
Molybdenum	<5.0	ug/L	08/28/2023	SKJACOBS	EPA 6010D
Mercury	<0.2	ug/L	07/21/2023	EUROFINS SAV	EPA 7470
Fluoride	<0.10	mg/L	07/16/2023	KCWELLS	EPA 300.0
Chloride	345	mg/L	07/16/2023	KCWELLS	EPA 300.0
Sulfate	497	mg/L	07/16/2023	KCWELLS	EPA 300.0
Total Dissolved Solids	1920	mg/L	07/14/2023	NTCHIN	SM 2540C
Radium 226	2.40	pCi/L	08/11/2023	GEL	EPA 903.1 Mod
Radium 228	0.589	pCi/L	08/10/2023	GEL	EPA 904.0
Radium 226/228 Combined Calculation	2.99	pCi/L	08/11/2023	GEL	EPA 903.1 Mod
pH	6.69	SU	07/12/2023	WJK/ML	

Comments:

Independent Laboratory Results: "GEL" - GEL Laboratories LLC - Lab ID # 10120; "Test America" - TestAmerica Laboratories, Inc. - Lab ID# 98001; "DavisBrown"- Davis & Brown Lab ID # 21117; "Shealy"- Shealy Environmental Services, Inc.- Lab ID# 32010 "ROGERSCALLCO"- Rogers & Callcot, Inc.- Lab ID # 23105001

Analysis Validated:



Linda Williams - Manager Analytical Services

Validation date:

9/18/23

Authorized Signature Only- Not Valid Unless Signed

SANTEE COOPER ANALYTICAL SERVICES
CERTIFICATE OF ANALYSIS
LAB CERTIFICATION #08552
Sample # AF68741 Location: GW Well WAP-24 Date: 07/12/2023 Sample Collector: WJK/ML
Loc. Code WAP-24 Time: 12:51

Analysis	Result	Units	Test Date	Analyst	Method
Arsenic	<5.0	ug/L	08/10/2023	SKJACOBS	EPA 6020B
Barium	10.4	ug/L	08/10/2023	SKJACOBS	EPA 6020B
Beryllium	<0.5	ug/L	08/10/2023	SKJACOBS	EPA 6020B
Calcium	229000	ug/L	08/10/2023	SKJACOBS	EPA 6010D
Cadmium	<0.5	ug/L	08/10/2023	SKJACOBS	EPA 6020B
Cobalt	<0.5	ug/L	08/10/2023	SKJACOBS	EPA 6020B
Chromium	<5.0	ug/L	08/10/2023	SKJACOBS	EPA 6020B
Lead	<1.0	ug/L	08/10/2023	SKJACOBS	EPA 6020B
Antimony	<5.0	ug/L	08/10/2023	SKJACOBS	EPA 6020B
Selenium	<10.0	ug/L	08/10/2023	SKJACOBS	EPA 6010D
Thallium	<1.0	ug/L	08/10/2023	SKJACOBS	EPA 6020B
Boron	1200	ug/L	08/04/2023	SKJACOBS	EPA 6010D
Lithium	11.2	ug/L	08/04/2023	SKJACOBS	EPA 6010D
Molybdenum	<5.0	ug/L	08/04/2023	SKJACOBS	EPA 6010D
Mercury	<0.2	ug/L	07/21/2023	EUROFINS SAV	EPA 7470
Fluoride	<0.10	mg/L	07/16/2023	KCWELLS	EPA 300.0
Chloride	223	mg/L	07/16/2023	KCWELLS	EPA 300.0
Sulfate	104	mg/L	07/16/2023	KCWELLS	EPA 300.0
Total Dissolved Solids	1216	mg/L	07/14/2023	NTCHIN	SM 2540C
Radium 226	0.794	pCi/L	08/11/2023	GEL	EPA 903.1 Mod
Radium 228	0.845	pCi/L	08/10/2023	GEL	EPA 904.0
Radium 226/228 Combined Calculation	1.64	pCi/L	08/11/2023	GEL	EPA 903.1 Mod
pH	6.81	SU	07/11/2023	WJK/ML	

Comments:

Independent Laboratory Results: "GEL" - GEL Laboratories LLC - Lab ID # 10120; "Test America" - TestAmerica Laboratories, Inc. - Lab ID# 98001; "DavisBrown"- Davis & Brown Lab ID # 21117; "Shealy"- Shealy Environmental Services, Inc.- Lab ID# 32010 "ROGERSCALLCO"- Rogers & Callcot, Inc.- Lab ID # 23105001

Analysis Validated:


 Linda Williams - Manager Analytical Services

Validation date:

9/18/23

Authorized Signature Only- Not Valid Unless Signed


SANTEE COOPER ANALYTICAL SERVICES
CERTIFICATE OF ANALYSIS
LAB CERTIFICATION #08552
Sample # AF68742 Location: GW Well WAP-25 Date: 07/18/2023 Sample Collector: WJK/ML
Loc. Code WAP-25 Time: 14:53

Analysis	Result	Units	Test Date	Analyst	Method
Arsenic	<3	ug/L	08/24/2023	EUROFINS SAV	EPA 6020B
Barium	8.14	ug/L	08/24/2023	EUROFINS SAV	EPA 6020B
Beryllium	<0.5	ug/L	08/24/2023	EUROFINS SAV	EPA 6020B
Calcium	61400	ug/L	08/24/2023	EUROFINS SAV	EPA 6010D
Cadmium	<0.5	ug/L	08/24/2023	EUROFINS SAV	EPA 6020B
Cobalt	<0.5	ug/L	08/24/2023	EUROFINS SAV	EPA 6020B
Chromium	<5	ug/L	08/24/2023	EUROFINS SAV	EPA 6020B
Lead	<2.5	ug/L	08/24/2023	EUROFINS SAV	EPA 6020B
Antimony	<5	ug/L	08/24/2023	EUROFINS SAV	EPA 6020B
Selenium	<20	ug/L	08/24/2023	EUROFINS SAV	EPA 6010D
Thallium	<1	ug/L	08/24/2023	EUROFINS SAV	EPA 6020B
Boron	23.1	ug/L	08/25/2023	SKJACOBS	EPA 6010D
Lithium	<5.0	ug/L	08/25/2023	SKJACOBS	EPA 6010D
Molybdenum	<5.0	ug/L	08/25/2023	SKJACOBS	EPA 6010D
Mercury	<0.2	ug/L	07/21/2023	EUROFINS SAV	EPA 7470
Fluoride	<0.10	mg/L	07/26/2023	KCWELLS	EPA 300.0
Chloride	10.9	mg/L	07/26/2023	KCWELLS	EPA 300.0
Sulfate	<2.0	mg/L	07/26/2023	KCWELLS	EPA 300.0
Total Dissolved Solids	245.0	mg/L	07/24/2023	NTCHIN	SM 2540C
Radium 226	0.686	pCi/L	08/17/2023	GEL	EPA 903.1 Mod
Radium 228	-0.146	pCi/L	08/09/2023	GEL	EPA 904.0
Radium 226/228 Combined Calculation	0.686	pCi/L	08/17/2023	GEL	EPA 903.1 Mod
pH	7.17	SU	07/18/2023	WJK/ML	

Comments:

Independent Laboratory Results: "GEL" - GEL Laboratories LLC - Lab ID # 10120; "Test America" - TestAmerica Laboratories, Inc. - Lab ID# 98001; "DavisBrown"- Davis & Brown Lab ID # 21117; "Shealy"- Shealy Environmental Services, Inc.- Lab ID# 32010 "ROGERSCALLCO"- Rogers & Callcot, Inc.- Lab ID # 23105001

Analysis Validated:



Linda Williams - Manager Analytical Services

Validation date:

9/18/23

Authorized Signature Only- Not Valid Unless Signed

SANTEE COOPER ANALYTICAL SERVICES

CERTIFICATE OF ANALYSIS

LAB CERTIFICATION #08552

Sample # AF68743 Location: GW Well WAP-26 Date: 07/12/2023 Sample Collector: WJK/ML
Loc. Code WAP-26 Time: 13:23

Analysis	Result	Units	Test Date	Analyst	Method
Arsenic	<3	ug/L	08/24/2023	EUROFINS SAV	EPA 6020B
Barium	35.1	ug/L	08/24/2023	EUROFINS SAV	EPA 6020B
Beryllium	<0.5	ug/L	08/24/2023	EUROFINS SAV	EPA 6020B
Calcium	19200	ug/L	08/24/2023	EUROFINS SAV	EPA 6010D
Cadmium	<0.5	ug/L	08/24/2023	EUROFINS SAV	EPA 6020B
Cobalt	<0.5	ug/L	08/24/2023	EUROFINS SAV	EPA 6020B
Chromium	<5	ug/L	08/24/2023	EUROFINS SAV	EPA 6020B
Lead	<2.5	ug/L	08/24/2023	EUROFINS SAV	EPA 6020B
Antimony	<5	ug/L	08/24/2023	EUROFINS SAV	EPA 6020B
Selenium	<20	ug/L	08/24/2023	EUROFINS SAV	EPA 6010D
Thallium	<1	ug/L	08/24/2023	EUROFINS SAV	EPA 6020B
Boron	24.0	ug/L	08/28/2023	SKJACOBS	EPA 6010D
Lithium	<5.0	ug/L	08/28/2023	SKJACOBS	EPA 6010D
Molybdenum	<5.0	ug/L	08/28/2023	SKJACOBS	EPA 6010D
Mercury	<0.2	ug/L	07/21/2023	EUROFINS SAV	EPA 7470
Fluoride	<0.10	mg/L	07/16/2023	KCWELLS	EPA 300.0
Chloride	8.41	mg/L	07/16/2023	KCWELLS	EPA 300.0
Sulfate	53.0	mg/L	07/16/2023	KCWELLS	EPA 300.0
Total Dissolved Solids	101.2	mg/L	07/14/2023	NTCHIN	SM 2540C
Radium 226	2.82	pCi/L	08/11/2023	GEL	EPA 903.1 Mod
Radium 228	0.685	pCi/L	08/10/2023	GEL	EPA 904.0
Radium 226/228 Combined Calculation	3.51	pCi/L	08/11/2023	GEL	EPA 903.1 Mod
pH	5.02	SU	07/12/2023	WJK/ML	

Comments:

Independent Laboratory Results: "GEL" - GEL Laboratories LLC - Lab ID # 10120; "Test America" - TestAmerica Laboratories, Inc. - Lab ID# 98001; "DavisBrown"- Davis & Brown Lab ID # 21117; "Shealy"- Shealy Environmental Services, Inc.- Lab ID# 32010 "ROGERSCALLCO"- Rogers & Callcot, Inc.- Lab ID # 23105001

Analysis Validated:



Linda Williams - Manager Analytical Services

Validation date:

9/18/23

SANTEE COOPER ANALYTICAL SERVICES

CERTIFICATE OF ANALYSIS

LAB CERTIFICATION #08552

Sample # AF68744 Location: GW Well WAP-26 Date: 07/12/2023 Sample Collector: WJK/ML
Loc. Code WAP-26 DUP Time: 13:28

Analysis	Result	Units	Test Date	Analyst	Method
Arsenic	<3	ug/L	08/24/2023	EUROFINS SAV	EPA 6020B
Barium	36.9	ug/L	08/24/2023	EUROFINS SAV	EPA 6020B
Beryllium	<0.5	ug/L	08/24/2023	EUROFINS SAV	EPA 6020B
Calcium	20300	ug/L	08/24/2023	EUROFINS SAV	EPA 6010D
Cadmium	<0.5	ug/L	08/24/2023	EUROFINS SAV	EPA 6020B
Cobalt	<0.5	ug/L	08/24/2023	EUROFINS SAV	EPA 6020B
Chromium	<5	ug/L	08/24/2023	EUROFINS SAV	EPA 6020B
Lead	<2.5	ug/L	08/24/2023	EUROFINS SAV	EPA 6020B
Antimony	<5	ug/L	08/24/2023	EUROFINS SAV	EPA 6020B
Selenium	<20	ug/L	08/24/2023	EUROFINS SAV	EPA 6010D
Thallium	<1	ug/L	08/24/2023	EUROFINS SAV	EPA 6020B
Boron	24.2	ug/L	08/28/2023	SKJACOBS	EPA 6010D
Lithium	<5.0	ug/L	08/28/2023	SKJACOBS	EPA 6010D
Molybdenum	<5.0	ug/L	08/28/2023	SKJACOBS	EPA 6010D
Mercury	<0.2	ug/L	07/21/2023	EUROFINS SAV	EPA 7470
Fluoride	<0.10	mg/L	07/16/2023	KCWELLS	EPA 300.0
Chloride	8.32	mg/L	07/16/2023	KCWELLS	EPA 300.0
Sulfate	54.4	mg/L	07/16/2023	KCWELLS	EPA 300.0
Total Dissolved Solids	95.00	mg/L	07/14/2023	NTCHIN	SM 2540C
Radium 226	1.29	pCi/L	08/11/2023	GEL	EPA 903.1 Mod
Radium 228	0.0630	pCi/L	08/10/2023	GEL	EPA 904.0
Radium 226/228 Combined Calculation	1.35	pCi/L	08/11/2023	GEL	EPA 903.1 Mod

Comments:

Independent Laboratory Results: "GEL" - GEL Laboratories LLC - Lab ID # 10120; "Test America" - TestAmerica Laboratories, Inc. - Lab ID# 98001; "DavisBrown"- Davis & Brown Lab ID # 21117; "Shealy"- Shealy Environmental Services, Inc.- Lab ID# 32010 "ROGERSCALLCO"- Rogers & Callcot, Inc.- Lab ID # 23105001

Analysis Validated:


Linda Williams - Manager Analytical Services

Validation date: 9/18/23

SANTEE COOPER ANALYTICAL SERVICES
CERTIFICATE OF ANALYSIS
LAB CERTIFICATION #08552
Sample # AF68745 **Location:** GW Well WAP-27 **Date:** 07/12/2023 **Sample Collector:** WJK/ML

Loc. Code WAP-27 **Time:** 15:21

Analysis	Result	Units	Test Date	Analyst	Method
Arsenic	98.8	ug/L	08/10/2023	SKJACOBS	EPA 6020B
Barium	108	ug/L	08/11/2023	SKJACOBS	EPA 6020B
Beryllium	<0.5	ug/L	08/10/2023	SKJACOBS	EPA 6020B
Calcium	101000	ug/L	08/14/2023	SKJACOBS	EPA 6010D
Cadmium	<0.5	ug/L	08/10/2023	SKJACOBS	EPA 6020B
Cobalt	<0.5	ug/L	08/10/2023	SKJACOBS	EPA 6020B
Chromium	<5.0	ug/L	08/10/2023	SKJACOBS	EPA 6020B
Lead	<1.0	ug/L	08/10/2023	SKJACOBS	EPA 6020B
Antimony	<5.0	ug/L	08/10/2023	SKJACOBS	EPA 6020B
Selenium	<10.0	ug/L	08/10/2023	SKJACOBS	EPA 6010D
Thallium	<1.0	ug/L	08/10/2023	SKJACOBS	EPA 6020B
Boron	1890	ug/L	08/04/2023	SKJACOBS	EPA 6010D
Lithium	11.1	ug/L	08/04/2023	SKJACOBS	EPA 6010D
Molybdenum	<5.0	ug/L	08/04/2023	SKJACOBS	EPA 6010D
Mercury	<0.2	ug/L	07/21/2023	EUROFINS SAV	EPA 7470
Fluoride	0.15	mg/L	07/15/2023	KCWELLS	EPA 300.0
Chloride	182	mg/L	07/15/2023	KCWELLS	EPA 300.0
Sulfate	79.5	mg/L	07/15/2023	KCWELLS	EPA 300.0
Total Dissolved Solids	825.0	mg/L	07/14/2023	NTCHIN	SM 2540C
Radium 226	0.638	pCi/L	08/11/2023	GEL	EPA 903.1 Mod
Radium 228	0.768	pCi/L	08/10/2023	GEL	EPA 904.0
Radium 226/228 Combined Calculation	1.41	pCi/L	08/11/2023	GEL	EPA 903.1 Mod
pH	6.30	SU	07/11/2023	WJK/ML	

Comments:

Independent Laboratory Results: "GEL" - GEL Laboratories LLC - Lab ID # 10120; "Test America" - TestAmerica Laboratories, Inc. - Lab ID# 98001; "DavisBrown"- Davis & Brown Lab ID # 21117; "Shealy"- Shealy Environmental Services, Inc.- Lab ID# 32010 "ROGERSCALLCO"- Rogers & Callcot, Inc.- Lab ID # 23105001

 Analysis Validated:  Validation date: 9/19/23
 Linda Williams - Manager Analytical Services

SANTEE COOPER ANALYTICAL SERVICES
CERTIFICATE OF ANALYSIS
LAB CERTIFICATION #08552
Sample # AF75783 Location: GW Well WAP-27 Date: 08/23/2023 Sample Collector: ZDM/BSB
Loc. Code WAP-27 Time: 13:49

Analysis	Result	Units	Test Date	Analyst	Method
Arsenic	87.6	ug/L	09/18/2023	SKJACOBS	EPA 6020B
Barium	113	ug/L	09/07/2023	SKJACOBS	EPA 6020B
Beryllium	<0.5	ug/L	09/18/2023	SKJACOBS	EPA 6020B
Calcium	79.0	mg/L	09/07/2023	SKJACOBS	EPA 6020B
Cadmium	<0.5	ug/L	09/18/2023	SKJACOBS	EPA 6020B
Cobalt	<0.5	ug/L	09/18/2023	SKJACOBS	EPA 6020B
Chromium	<5.0	ug/L	09/18/2023	SKJACOBS	EPA 6020B
Lead	<1.0	ug/L	09/18/2023	SKJACOBS	EPA 6020B
Antimony	<5.0	ug/L	09/18/2023	SKJACOBS	EPA 6020B
Selenium	<10.0	ug/L	09/18/2023	SKJACOBS	EPA 6020B
Thallium	<1.0	ug/L	09/18/2023	SKJACOBS	EPA 6020B
Boron	1680	ug/L	09/07/2023	SKJACOBS	EPA 6010D
Lithium	<5.0	ug/L	09/07/2023	SKJACOBS	EPA 6010D
Molybdenum	<5.0	ug/L	09/07/2023	SKJACOBS	EPA 6010D
Mercury	<0.2	ug/L	09/12/2023	EUROFINS SAV	EPA 7470
Fluoride	<0.1	mg/L	09/02/2023	GEL	EPA 300.0
Chloride	212	mg/L	09/03/2023	GEL	EPA 300.0
Sulfate	57.6	mg/L	09/03/2023	GEL	EPA 300.0
Total Dissolved Solids	885.0	mg/L	08/31/2023	SJBROWN	SM 2540C
Radium 226	0.923	pCi/L	09/20/2023	GEL	EPA 903.1 Mod
Radium 228	0.864	pCi/L	09/21/2023	GEL	EPA 904.0
Radium 226/228 Combined Calculation	1.79	pCi/L	09/21/2023	GEL	EPA 903.1 Mod
pH	6.04	SU	08/23/2023	ZDM/BSB	
Ferric Iron	+++	mg/L	08/23/2023	ZDM/BSB	
Ferrous Iron	+++	mg/L	08/23/2023	ZDM/BSB	

Comments:

Independent Laboratory Results: "GEL" - GEL Laboratories LLC - Lab ID # 10120; "Test America" - TestAmerica Laboratories, Inc. - Lab ID# 98001; "DavisBrown"- Davis & Brown Lab ID # 21117; "Shealy"- Shealy Environmental Services, Inc.- Lab ID# 32010 "ROGERSCALLCO"- Rogers & Callcot, Inc.- Lab ID # 23105001

Analysis Validated:


 Linda Williams - Manager Analytical Services

Validation date: 10/4/23

Authorized Signature Only- Not Valid Unless Signed



One Riverwood Drive
P.O. Box 2946101
Moncks Corner, SC 29461-2901
(843) 761-8000

SANTEE COOPER ANALYTICAL SERVICES

CERTIFICATE OF ANALYSIS

LAB CERTIFICATION #08552

Sample # AF79069 **Location:** GW Well WAP-23 **Date:** 09/26/2023 **Sample Collector:** ZDM/BSB
Loc. Code WAP-23 **Time:** 12:59

Analysis	Result	Units	Test Date	Analyst	Method
Arsenic	669	ug/L	10/03/2023	SKJACOBS	EPA 6020B
Arsenic Dissolved	520	ug/L	09/29/2023	SKJACOBS	EPA 6020B
pH	6.59	SU	09/26/2023	ZDM/BSB	

Comments:

Independent Laboratory Results: "GEL" - GEL Laboratories LLC - Lab ID # 10120; "Test America" - TestAmerica Laboratories, Inc. - Lab ID# 98001; "DavisBrown"- Davis & Brown Lab ID # 21117; "Shealy"- Shealy Environmental Services, Inc.- Lab ID# 32010 "ROGERSCALLCO"- Rogers & Callcot, Inc.- Lab ID # 23105001

Analysis Validated:  Validation date: _____
Linda Williams - Manager Analytical Services

Authorized Signature Only- Not Valid Unless Signed

SANTEE COOPER ANALYTICAL SERVICES

CERTIFICATE OF ANALYSIS

LAB CERTIFICATION #08552

Sample # AF79064 Location: GW Well WAP-27 Date: 09/26/2023 Sample Collector: ZDM/BSB


Loc. Code WAP-27 Time: 12:13

Analysis	Result	Units	Test Date	Analyst	Method
Arsenic	76.2	ug/L	10/03/2023	SKJACOBS	EPA 6020B
Barium	118	ug/L	10/03/2023	SKJACOBS	EPA 6020B
Beryllium	<0.5	ug/L	10/06/2023	SKJACOBS	EPA 6020B
Calcium	83.1	mg/L	10/03/2023	SKJACOBS	EPA 6020B
Cadmium	<0.5	ug/L	10/03/2023	SKJACOBS	EPA 6020B
Cobalt	<0.5	ug/L	10/03/2023	SKJACOBS	EPA 6020B
Chromium	<5.0	ug/L	10/03/2023	SKJACOBS	EPA 6020B
Lead	<1.0	ug/L	10/03/2023	SKJACOBS	EPA 6020B
Antimony	<5.0	ug/L	10/03/2023	SKJACOBS	EPA 6020B
Selenium	<10.0	ug/L	10/06/2023	SKJACOBS	EPA 6020B
Thallium	<1.0	ug/L	10/03/2023	SKJACOBS	EPA 6020B
Boron	1670	ug/L	10/12/2023	SKJACOBS	EPA 6010D
Lithium	9.70	ug/L	10/12/2023	SKJACOBS	EPA 6010D
Molybdenum	<5.0	ug/L	10/12/2023	SKJACOBS	EPA 6010D
Mercury	<0.2	ug/L	10/03/2023	EUROFINS SAV	EPA 7470
Fluoride	<0.10	mg/L	09/30/2023	GEL	EPA 300.0
Chloride	211	mg/L	10/10/2023	GEL	EPA 300.0
Sulfate	36.0	mg/L	10/10/2023	GEL	EPA 300.0
Total Dissolved Solids	856.2	mg/L	10/04/2023	KCWELLS	SM 2540C
Radium 226	0.763	pCi/L	10/26/2023	GEL	EPA 903.1 Mod
Radium 228	0.698	pCi/L	10/10/2023	GEL	EPA 904.0
Radium 226/228 Combined Calculation	1.46	pCi/L	10/26/2023	GEL	EPA 903.1 Mod
pH	5.97	SU	09/26/2023	ZDM/BSB	

Comments:

Independent Laboratory Results: "GEL" - GEL Laboratories LLC - Lab ID # 10120; "Test America" - TestAmerica Laboratories, Inc. - Lab ID# 98001; "DavisBrown"- Davis & Brown Lab ID # 21117; "Shealy"- Shealy Environmental Services, Inc.- Lab ID# 32010 "ROGERSCALLCO"- Rogers & Callcot, Inc.- Lab ID # 23105001

Analysis Validated:



Linda Williams - Manager Analytical Services

Validation date: 12/18/23 Rev1

SANTEE COOPER ANALYTICAL SERVICES

CERTIFICATE OF ANALYSIS

LAB CERTIFICATION #08552


Sample # AF85222 Location: GW Well WAP-27 Date: 12/11/2023 Sample Collector: ZM/ML
Loc. Code WAP-27 Time: 13:19

Analysis	Result	Units	Test Date	Analyst	Method
Arsenic	75.6	ug/L	12/14/2023	SKJACOBS	EPA 6020B
Barium	115	ug/L	12/14/2023	SKJACOBS	EPA 6020B
Beryllium	<0.5	ug/L	12/14/2023	SKJACOBS	EPA 6020B
Calcium	102	mg/L	12/14/2023	SKJACOBS	EPA 6020B
Cadmium	<0.5	ug/L	12/14/2023	SKJACOBS	EPA 6020B
Cobalt	0.68	ug/L	12/14/2023	SKJACOBS	EPA 6020B
Chromium	<5.0	ug/L	12/14/2023	SKJACOBS	EPA 6020B
Lead	<1.0	ug/L	12/14/2023	SKJACOBS	EPA 6020B
Antimony	<5.0	ug/L	12/14/2023	SKJACOBS	EPA 6020B
Selenium	<10.0	ug/L	12/14/2023	SKJACOBS	EPA 6020B
Thallium	<1.0	ug/L	12/14/2023	SKJACOBS	EPA 6020B
Boron	1850	ug/L	12/20/2023	SKJACOBS	EPA 6010D
Lithium	9.37	ug/L	12/20/2023	SKJACOBS	EPA 6010D
Molybdenum	<5.0	ug/L	12/20/2023	SKJACOBS	EPA 6010D
Mercury	<0.2	ug/L	12/15/2023	EUROFINS SAV	EPA 7470
Fluoride	<0.10	mg/L	12/12/2023	KCWELLS	EPA 300.0
Chloride	185	mg/L	12/12/2023	KCWELLS	EPA 300.0
Sulfate	54.3	mg/L	12/12/2023	KCWELLS	EPA 300.0
Total Dissolved Solids	641.2	mg/L	12/19/2023	KCWELLS	SM 2540C
Radium 226	0.646	pCi/L	01/10/2024	GEL	EPA 903.1 Mod
Radium 228	1.18	pCi/L	12/29/2023	GEL	EPA 904.0
Radium 226/228 Combined Calculation	1.83	pCi/L	01/11/2024	GEL	EPA 903.1 Mod
pH	5.96	SU	12/11/2023	ZM/ML	

Comments:

Independent Laboratory Results: "GEL" - GEL Laboratories LLC - Lab ID # 10120; "Test America" - TestAmerica Laboratories, Inc. - Lab ID# 98001; "DavisBrown"- Davis & Brown Lab ID # 21117; "Shealy"- Shealy Environmental Services, Inc.- Lab ID# 32010 "ROGERSCALLCO"- Rogers & Callcot, Inc.- Lab ID # 23105001

Analysis Validated:



Linda Williams - Manager Analytical Services

Validation date:

1/26/24



February 24, 2023

Ms. Jeanette Gilmetti
Santee Cooper
P.O. Box 2946101
OCO3
Moncks Corner, South Carolina 29461

Re: ABS Lab Analytical
Work Order: 611426

Dear Ms. Gilmetti:

GEL Laboratories, LLC (GEL) appreciates the opportunity to provide the enclosed analytical results for the sample(s) we received on February 17, 2023. This original data report has been prepared and reviewed in accordance with GEL's standard operating procedures.

The samples were delivered with proper chain of custody documentation and signatures. All sample containers arrived without any visible signs of tampering or breakage.

Test results for NELAP or ISO 17025 accredited tests are verified to meet the requirements of those standards, with any exceptions noted. The results reported relate only to the items tested and to the sample as received by the laboratory. These results may not be reproduced except as full reports without approval by the laboratory. Copies of GEL's accreditations and certifications can be found on our website at www.gel.com.

Our policy is to provide high quality, personalized analytical services to enable you to meet your analytical needs on time every time. We trust that you will find everything in order and to your satisfaction. If you have any questions, please do not hesitate to call me at (843) 556-8171, ext. 4289.

Sincerely,

Julie Robinson
Project Manager

Purchase Order: 398684
Enclosures



GEL LABORATORIES LLC

2040 Savage Road Charleston SC 29407 - (843) 556-8171 - www.gel.com

Certificate of Analysis Report for

SOOP001 Santee Cooper

Client SDG: 611426 GEL Work Order: 611426

The Qualifiers in this report are defined as follows:

- * A quality control analyte recovery is outside of specified acceptance criteria
- ** Analyte is a Tracer compound
- ** Analyte is a surrogate compound
- J Value is estimated
- U Analyte was analyzed for, but not detected above the MDL, MDA, MDC or LOD.

Where the analytical method has been performed under NELAP certification, the analysis has met all of the requirements of the NELAC standard unless qualified on the Certificate of Analysis.

The designation ND, if present, appears in the result column when the analyte concentration is not detected above the limit as defined in the 'U' qualifier above.

This data report has been prepared and reviewed in accordance with GEL Laboratories LLC standard operating procedures. Please direct any questions to your Project Manager, Julie Robinson.

Reviewed by



GEL LABORATORIES LLC

2040 Savage Road Charleston SC 29407 - (843) 556-8171 - www.gel.com

Certificate of Analysis

Report Date: February 24, 2023

Company : Santee Cooper
Address : P.O. Box 2946101
OCO3
Moncks Corner, South Carolina 29461
Contact: Ms. Jeanette Gilmetti
Project: ABS Lab Analytical

Client Sample ID: AF56397 Project: SOOP00119
Sample ID: 611426001 Client ID: SOOP001
Matrix: Ground Water
Collect Date: 16-FEB-23 10:53
Receive Date: 17-FEB-23
Collector: Client

Parameter	Qualifier	Result	DL	RL	Units	PF	DF	Analyst	Date	Time	Batch	Method
Carbon Analysis												
SM 5310 B Total Organic Carbon "As Received"												
Total Organic Carbon Average	J	0.639	0.330	1.00	mg/L		1	TSM	02/21/23	1803	2386521	1
Nutrient Analysis												
EPA 353.2 Nitrogen, Nitrate/Nitrite "As Received"												
Nitrogen, Nitrate/Nitrite	U	ND	0.0700	0.200	mg/L		10	KLP1	02/22/23	1059	2387499	2
Spectrometric Analysis												
SM 4500-S(2-) D Sulfide "As Received"												
Total Sulfide	U	ND	0.0330	0.100	mg/L		1	HH2	02/20/23	1110	2386621	3
Titration and Ion Analysis												
SM 2320B Total Alkalinity "As Received"												
Alkalinity, Total as CaCO3		91.2	1.45	4.00	mg/L			MS3	02/23/23	1738	2388218	4
Bicarbonate alkalinity (CaCO3)		91.2	1.45	4.00	mg/L							
Carbonate alkalinity (CaCO3)	U	ND	1.45	4.00	mg/L							

The following Analytical Methods were performed:

Method	Description	Analyst Comments
1	SM 5310 B	
2	EPA 353.2 Low Level	
3	SM 4500-S (2-) D	
4	SM 2320B	

Notes:

Column headers are defined as follows:

DF: Dilution Factor Lc/LC: Critical Level
DL: Detection Limit PF: Prep Factor
MDA: Minimum Detectable Activity RL: Reporting Limit
MDC: Minimum Detectable Concentration SQL: Sample Quantitation Limit

GEL LABORATORIES LLC

2040 Savage Road Charleston SC 29407 - (843) 556-8171 - www.gel.com

Certificate of Analysis

Report Date: February 24, 2023

Company : Santee Cooper
Address : P.O. Box 2946101
OCO3
Moncks Corner, South Carolina 29461
Contact: Ms. Jeanette Gilmetti
Project: ABS Lab Analytical

Client Sample ID: AF56397 Project: SOOP00119
Sample ID: 611426002 Client ID: SOOP001
Matrix: Ground Water
Collect Date: 16-FEB-23 10:53
Receive Date: 17-FEB-23
Collector: Client

Parameter	Qualifier	Result	DL	RL	Units	PF	DF	Analyst	Date	Time	Batch	Method
Carbon Analysis												
SM 5310 B Dissolved Organic Carbon "As Received"												
Dissolved Organic Carbon Average	J	0.794	0.330	1.00	mg/L		1	TSM	02/24/23	1421	2387199	1

The following Prep Methods were performed:

Method	Description	Analyst	Date	Time	Prep Batch
EPA 160	Laboratory Filtration - DOC	TSM	02/21/23	0845	2386518
EPA 160	Laboratory Filtration - DOC	TSM	02/23/23	0848	2386518

The following Analytical Methods were performed:

Method	Description	Analyst Comments
1	SM 5310 B	

Notes:

Column headers are defined as follows:

DF: Dilution Factor Lc/LC: Critical Level
DL: Detection Limit PF: Prep Factor
MDA: Minimum Detectable Activity RL: Reporting Limit
MDC: Minimum Detectable Concentration SQL: Sample Quantitation Limit

GEL LABORATORIES LLC

2040 Savage Road Charleston SC 29407 - (843) 556-8171 - www.gel.com

Certificate of Analysis

Report Date: February 24, 2023

Company : Santee Cooper
Address : P.O. Box 2946101
OCO3
Moncks Corner, South Carolina 29461
Contact: Ms. Jeanette Gilmetti
Project: ABS Lab Analytical

Client Sample ID: AF56400 Project: SOOP00119
Sample ID: 611426003 Client ID: SOOP001
Matrix: Ground Water
Collect Date: 16-FEB-23 12:55
Receive Date: 17-FEB-23
Collector: Client

Parameter	Qualifier	Result	DL	RL	Units	PF	DF	Analyst	Date	Time	Batch	Method
Carbon Analysis												
SM 5310 B Total Organic Carbon "As Received"												
Total Organic Carbon Average		6.12	0.330	1.00	mg/L		1	TSM	02/21/23	1824	2386521	1
Nutrient Analysis												
EPA 353.2 Nitrogen, Nitrate/Nitrite "As Received"												
Nitrogen, Nitrate/Nitrite		10.2	0.0700	0.200	mg/L		10	KLP1	02/22/23	1043	2387499	2
Spectrometric Analysis												
SM 4500-S(2-) D Sulfide "As Received"												
Total Sulfide	U	ND	0.0330	0.100	mg/L		1	HH2	02/20/23	1111	2386621	3
Titration and Ion Analysis												
SM 2320B Total Alkalinity "As Received"												
Alkalinity, Total as CaCO3		74.2	1.45	4.00	mg/L			MS3	02/23/23	1747	2388218	4
Bicarbonate alkalinity (CaCO3)		74.2	1.45	4.00	mg/L							
Carbonate alkalinity (CaCO3)	U	ND	1.45	4.00	mg/L							

The following Analytical Methods were performed:

Method	Description	Analyst Comments
1	SM 5310 B	
2	EPA 353.2 Low Level	
3	SM 4500-S (2-) D	
4	SM 2320B	

Notes:

Column headers are defined as follows:

DF: Dilution Factor Lc/LC: Critical Level
DL: Detection Limit PF: Prep Factor
MDA: Minimum Detectable Activity RL: Reporting Limit
MDC: Minimum Detectable Concentration SQL: Sample Quantitation Limit

GEL LABORATORIES LLC

2040 Savage Road Charleston SC 29407 - (843) 556-8171 - www.gel.com

Certificate of Analysis

Report Date: February 24, 2023

Company : Santee Cooper
Address : P.O. Box 2946101
OCO3
Moncks Corner, South Carolina 29461
Contact: Ms. Jeanette Gilmetti
Project: ABS Lab Analytical

Client Sample ID: AF56400 Project: SOOP00119
Sample ID: 611426004 Client ID: SOOP001
Matrix: Ground Water
Collect Date: 16-FEB-23 12:55
Receive Date: 17-FEB-23
Collector: Client

Parameter	Qualifier	Result	DL	RL	Units	PF	DF	Analyst	Date	Time	Batch	Method
Carbon Analysis												
SM 5310 B Dissolved Organic Carbon "As Received"												
Dissolved Organic Carbon Average		6.21	0.330	1.00	mg/L		1	TSM	02/22/23	1659	2387199	1

The following Prep Methods were performed:

Method	Description	Analyst	Date	Time	Prep Batch
EPA 160	Laboratory Filtration - DOC	TSM	02/21/23	0845	2386518

The following Analytical Methods were performed:

Method	Description	Analyst Comments
1	SM 5310 B	

Notes:

Column headers are defined as follows:

DF: Dilution Factor Lc/LC: Critical Level
DL: Detection Limit PF: Prep Factor
MDA: Minimum Detectable Activity RL: Reporting Limit
MDC: Minimum Detectable Concentration SQL: Sample Quantitation Limit

GEL LABORATORIES LLC

2040 Savage Road Charleston SC 29407 - (843) 556-8171 - www.gel.com

Certificate of Analysis

Report Date: February 24, 2023

Company : Santee Cooper
 Address : P.O. Box 2946101
 OCO3
 Moncks Corner, South Carolina 29461
 Contact: Ms. Jeanette Gilmetti
 Project: ABS Lab Analytical

Client Sample ID: AF56442	Project: SOOP00119
Sample ID: 611426005	Client ID: SOOP001
Matrix: Ground Water	
Collect Date: 16-FEB-23 14:07	
Receive Date: 17-FEB-23	
Collector: Client	

Parameter	Qualifier	Result	DL	RL	Units	PF	DF	Analyst	Date	Time	Batch	Method
Carbon Analysis												
SM 5310 B Total Organic Carbon "As Received"												
Total Organic Carbon Average		15.9	0.330	1.00	mg/L		1	TSM	02/21/23	1906	2386521	1
Nutrient Analysis												
EPA 353.2 Nitrogen, Nitrate/Nitrite "As Received"												
Nitrogen, Nitrate/Nitrite	U	ND	0.0700	0.200	mg/L		10	KLP1	02/22/23	1100	2387499	2
Spectrometric Analysis												
SM 4500-S(2-) D Sulfide "As Received"												
Total Sulfide	U	ND	0.0330	0.100	mg/L		1	HH2	02/20/23	1111	2386621	3
Titration and Ion Analysis												
SM 2320B Total Alkalinity "As Received"												
Alkalinity, Total as CaCO3		268	1.45	4.00	mg/L			MS3	02/23/23	1749	2388218	4
Bicarbonate alkalinity (CaCO3)		268	1.45	4.00	mg/L							
Carbonate alkalinity (CaCO3)	U	ND	1.45	4.00	mg/L							

The following Analytical Methods were performed:

Method	Description	Analyst Comments
1	SM 5310 B	
2	EPA 353.2 Low Level	
3	SM 4500-S (2-) D	
4	SM 2320B	

Notes:

Column headers are defined as follows:

DF: Dilution Factor	Lc/LC: Critical Level
DL: Detection Limit	PF: Prep Factor
MDA: Minimum Detectable Activity	RL: Reporting Limit
MDC: Minimum Detectable Concentration	SQL: Sample Quantitation Limit

GEL LABORATORIES LLC

2040 Savage Road Charleston SC 29407 - (843) 556-8171 - www.gel.com

Certificate of Analysis

Report Date: February 24, 2023

Company : Santee Cooper
Address : P.O. Box 2946101
OCO3
Moncks Corner, South Carolina 29461
Contact: Ms. Jeanette Gilmetti
Project: ABS Lab Analytical

Client Sample ID: AF56442 Project: SOOP00119
Sample ID: 611426006 Client ID: SOOP001
Matrix: Ground Water
Collect Date: 16-FEB-23 14:07
Receive Date: 17-FEB-23
Collector: Client

Parameter	Qualifier	Result	DL	RL	Units	PF	DF	Analyst	Date	Time	Batch	Method
Carbon Analysis												
SM 5310 B Dissolved Organic Carbon "As Received"												
Dissolved Organic Carbon Average		15.9	0.330	1.00	mg/L		1	TSM	02/22/23	1720	2387199	1

The following Prep Methods were performed:

Method	Description	Analyst	Date	Time	Prep Batch
EPA 160	Laboratory Filtration - DOC	TSM	02/21/23	0845	2386518

The following Analytical Methods were performed:

Method	Description	Analyst Comments
1	SM 5310 B	

Notes:

Column headers are defined as follows:

DF: Dilution Factor
DL: Detection Limit
MDA: Minimum Detectable Activity
MDC: Minimum Detectable Concentration
Lc/LC: Critical Level
PF: Prep Factor
RL: Reporting Limit
SQL: Sample Quantitation Limit

GEL LABORATORIES LLC

2040 Savage Road Charleston SC 29407 - (843) 556-8171 - www.gel.com

Certificate of Analysis

Report Date: February 24, 2023

Company : Santee Cooper
Address : P.O. Box 2946101
OCO3
Moncks Corner, South Carolina 29461
Contact: Ms. Jeanette Gilmetti
Project: ABS Lab Analytical

Client Sample ID: AF56443 Project: SOOP00119
Sample ID: 611426007 Client ID: SOOP001
Matrix: Ground Water
Collect Date: 16-FEB-23 14:12
Receive Date: 17-FEB-23
Collector: Client

Parameter	Qualifier	Result	DL	RL	Units	PF	DF	Analyst	Date	Time	Batch	Method
Carbon Analysis												
SM 5310 B Total Organic Carbon "As Received"												
Total Organic Carbon Average		15.7	0.330	1.00	mg/L		1	TSM	02/21/23	2006	2386521	1
Nutrient Analysis												
EPA 353.2 Nitrogen, Nitrate/Nitrite "As Received"												
Nitrogen, Nitrate/Nitrite	U	ND	0.0700	0.200	mg/L		10	KLP1	02/22/23	1101	2387499	2
Spectrometric Analysis												
SM 4500-S(2-) D Sulfide "As Received"												
Total Sulfide	U	ND	0.0330	0.100	mg/L		1	HH2	02/20/23	1112	2386621	3
Titration and Ion Analysis												
SM 2320B Total Alkalinity "As Received"												
Alkalinity, Total as CaCO3		271	1.45	4.00	mg/L			MS3	02/23/23	1750	2388218	4
Bicarbonate alkalinity (CaCO3)		271	1.45	4.00	mg/L							
Carbonate alkalinity (CaCO3)	U	ND	1.45	4.00	mg/L							

The following Analytical Methods were performed:

Method	Description	Analyst	Comments
1	SM 5310 B		
2	EPA 353.2 Low Level		
3	SM 4500-S (2-) D		
4	SM 2320B		

Notes:

Column headers are defined as follows:

DF: Dilution Factor Lc/LC: Critical Level
DL: Detection Limit PF: Prep Factor
MDA: Minimum Detectable Activity RL: Reporting Limit
MDC: Minimum Detectable Concentration SQL: Sample Quantitation Limit

GEL LABORATORIES LLC

2040 Savage Road Charleston SC 29407 - (843) 556-8171 - www.gel.com

Certificate of Analysis

Report Date: February 24, 2023

Company : Santee Cooper
Address : P.O. Box 2946101
OCO3
Moncks Corner, South Carolina 29461
Contact: Ms. Jeanette Gilmetti
Project: ABS Lab Analytical

Client Sample ID: AF56443 Project: SOOP00119
Sample ID: 611426008 Client ID: SOOP001
Matrix: Ground Water
Collect Date: 16-FEB-23 14:12
Receive Date: 17-FEB-23
Collector: Client

Parameter	Qualifier	Result	DL	RL	Units	PF	DF	Analyst	Date	Time	Batch	Method
Carbon Analysis												
SM 5310 B Dissolved Organic Carbon "As Received"												
Dissolved Organic Carbon Average		15.6	0.330	1.00	mg/L		1	TSM	02/22/23	1800	2387199	1

The following Prep Methods were performed:

Method	Description	Analyst	Date	Time	Prep Batch
EPA 160	Laboratory Filtration - DOC	TSM	02/21/23	0845	2386518

The following Analytical Methods were performed:

Method	Description	Analyst Comments
1	SM 5310 B	

Notes:

Column headers are defined as follows:

DF: Dilution Factor Lc/LC: Critical Level
DL: Detection Limit PF: Prep Factor
MDA: Minimum Detectable Activity RL: Reporting Limit
MDC: Minimum Detectable Concentration SQL: Sample Quantitation Limit

GEL LABORATORIES LLC

2040 Savage Road Charleston SC 29407 - (843) 556-8171 - www.gel.com

Certificate of Analysis

Report Date: February 24, 2023

Company : Santee Cooper
Address : P.O. Box 2946101
OCO3
Moncks Corner, South Carolina 29461
Contact: Ms. Jeanette Gilmetti
Project: ABS Lab Analytical

Client Sample ID: AF56395 Project: SOOP00119
Sample ID: 611426009 Client ID: SOOP001
Matrix: Ground Water
Collect Date: 15-FEB-23 11:36
Receive Date: 17-FEB-23
Collector: Client

Parameter	Qualifier	Result	DL	RL	Units	PF	DF	Analyst	Date	Time	Batch	Method
Carbon Analysis												
SM 5310 B Total Organic Carbon "As Received"												
Total Organic Carbon Average		3.49	0.330	1.00	mg/L		1	TSM	02/21/23	2026	2386521	1
Nutrient Analysis												
EPA 353.2 Nitrogen, Nitrate/Nitrite "As Received"												
Nitrogen, Nitrate/Nitrite	U	ND	0.0700	0.200	mg/L		10	KLP1	02/22/23	1102	2387499	2
Spectrometric Analysis												
SM 4500-S(2-) D Sulfide "As Received"												
Total Sulfide	U	ND	0.0330	0.100	mg/L		1	HH2	02/20/23	1112	2386621	3
Titration and Ion Analysis												
SM 2320B Total Alkalinity "As Received"												
Alkalinity, Total as CaCO3		77.8	1.45	4.00	mg/L			MS3	02/23/23	1752	2388218	4
Bicarbonate alkalinity (CaCO3)		77.8	1.45	4.00	mg/L							
Carbonate alkalinity (CaCO3)	U	ND	1.45	4.00	mg/L							

The following Analytical Methods were performed:

Method	Description	Analyst Comments
1	SM 5310 B	
2	EPA 353.2 Low Level	
3	SM 4500-S (2-) D	
4	SM 2320B	

Notes:

Column headers are defined as follows:

DF: Dilution Factor Lc/LC: Critical Level
DL: Detection Limit PF: Prep Factor
MDA: Minimum Detectable Activity RL: Reporting Limit
MDC: Minimum Detectable Concentration SQL: Sample Quantitation Limit

GEL LABORATORIES LLC

2040 Savage Road Charleston SC 29407 - (843) 556-8171 - www.gel.com

Certificate of Analysis

Report Date: February 24, 2023

Company : Santee Cooper
Address : P.O. Box 2946101
OCO3
Moncks Corner, South Carolina 29461
Contact: Ms. Jeanette Gilmetti
Project: ABS Lab Analytical

Client Sample ID: AF56395 Project: SOOP00119
Sample ID: 611426010 Client ID: SOOP001
Matrix: Ground Water
Collect Date: 15-FEB-23 11:36
Receive Date: 17-FEB-23
Collector: Client

Parameter	Qualifier	Result	DL	RL	Units	PF	DF	Analyst	Date	Time	Batch	Method
Carbon Analysis												
SM 5310 B Dissolved Organic Carbon "As Received"												
Dissolved Organic Carbon Average		3.45	0.330	1.00	mg/L		1	TSM	02/22/23	1821	2387199	1

The following Prep Methods were performed:

Method	Description	Analyst	Date	Time	Prep Batch
EPA 160	Laboratory Filtration - DOC	TSM	02/21/23	0845	2386518

The following Analytical Methods were performed:

Method	Description	Analyst Comments
1	SM 5310 B	

Notes:

Column headers are defined as follows:

DF: Dilution Factor Lc/LC: Critical Level
DL: Detection Limit PF: Prep Factor
MDA: Minimum Detectable Activity RL: Reporting Limit
MDC: Minimum Detectable Concentration SQL: Sample Quantitation Limit

GEL LABORATORIES LLC

2040 Savage Road Charleston SC 29407 - (843) 556-8171 - www.gel.com

Certificate of Analysis

Report Date: February 24, 2023

Company : Santee Cooper
 Address : P.O. Box 2946101
 OCO3
 Moncks Corner, South Carolina 29461
 Contact: Ms. Jeanette Gilmetti
 Project: ABS Lab Analytical

Client Sample ID: AF56396	Project: SOOP00119
Sample ID: 611426011	Client ID: SOOP001
Matrix: Ground Water	
Collect Date: 15-FEB-23 13:21	
Receive Date: 17-FEB-23	
Collector: Client	

Parameter	Qualifier	Result	DL	RL	Units	PF	DF	Analyst	Date	Time	Batch	Method
Carbon Analysis												
SM 5310 B Total Organic Carbon "As Received"												
Total Organic Carbon Average		6.69	0.330	1.00	mg/L		1	TSM	02/21/23	2046	2386521	1
Nutrient Analysis												
EPA 353.2 Nitrogen, Nitrate/Nitrite "As Received"												
Nitrogen, Nitrate/Nitrite	U	ND	0.0700	0.200	mg/L		10	KLP1	02/22/23	1106	2387499	2
Spectrometric Analysis												
SM 4500-S(2-) D Sulfide "As Received"												
Total Sulfide	U	ND	0.0330	0.100	mg/L		1	HH2	02/20/23	1113	2386621	3
Titration and Ion Analysis												
SM 2320B Total Alkalinity "As Received"												
Alkalinity, Total as CaCO3		309	1.45	4.00	mg/L			MS3	02/23/23	1754	2388218	4
Bicarbonate alkalinity (CaCO3)		309	1.45	4.00	mg/L							
Carbonate alkalinity (CaCO3)	U	ND	1.45	4.00	mg/L							

The following Analytical Methods were performed:

Method	Description	Analyst Comments
1	SM 5310 B	
2	EPA 353.2 Low Level	
3	SM 4500-S (2-) D	
4	SM 2320B	

Notes:

Column headers are defined as follows:

- | | |
|---------------------------------------|--------------------------------|
| DF: Dilution Factor | Lc/LC: Critical Level |
| DL: Detection Limit | PF: Prep Factor |
| MDA: Minimum Detectable Activity | RL: Reporting Limit |
| MDC: Minimum Detectable Concentration | SQL: Sample Quantitation Limit |

GEL LABORATORIES LLC

2040 Savage Road Charleston SC 29407 - (843) 556-8171 - www.gel.com

Certificate of Analysis

Report Date: February 24, 2023

Company : Santee Cooper
Address : P.O. Box 2946101
OCO3
Moncks Corner, South Carolina 29461
Contact: Ms. Jeanette Gilmetti
Project: ABS Lab Analytical

Client Sample ID: AF56396 Project: SOOP00119
Sample ID: 611426012 Client ID: SOOP001
Matrix: Ground Water
Collect Date: 15-FEB-23 13:21
Receive Date: 17-FEB-23
Collector: Client

Parameter	Qualifier	Result	DL	RL	Units	PF	DF	Analyst	Date	Time	Batch	Method
Carbon Analysis												
SM 5310 B Dissolved Organic Carbon "As Received"												
Dissolved Organic Carbon Average		5.85	0.330	1.00	mg/L		1	TSM	02/22/23	1841	2387199	1

The following Prep Methods were performed:

Method	Description	Analyst	Date	Time	Prep Batch
EPA 160	Laboratory Filtration - DOC	TSM	02/21/23	0845	2386518

The following Analytical Methods were performed:

Method	Description	Analyst Comments
1	SM 5310 B	

Notes:

Column headers are defined as follows:

DF: Dilution Factor Lc/LC: Critical Level
DL: Detection Limit PF: Prep Factor
MDA: Minimum Detectable Activity RL: Reporting Limit
MDC: Minimum Detectable Concentration SQL: Sample Quantitation Limit

GEL LABORATORIES LLC

2040 Savage Road Charleston SC 29407 - (843) 556-8171 - www.gel.com

Certificate of Analysis

Report Date: February 24, 2023

Company : Santee Cooper
Address : P.O. Box 2946101
OCO3
Moncks Corner, South Carolina 29461
Contact: Ms. Jeanette Gilmetti
Project: ABS Lab Analytical

Client Sample ID: AF56394 Project: SOOP00119
Sample ID: 611426013 Client ID: SOOP001
Matrix: Ground Water
Collect Date: 14-FEB-23 12:33
Receive Date: 17-FEB-23
Collector: Client

Parameter	Qualifier	Result	DL	RL	Units	PF	DF	Analyst	Date	Time	Batch	Method
Carbon Analysis												
SM 5310 B Total Organic Carbon "As Received"												
Total Organic Carbon Average		1.30	0.330	1.00	mg/L		1	TSM	02/21/23	2106	2386521	1
Spectrometric Analysis												
SM 4500-S(2-) D Sulfide "As Received"												
Total Sulfide	U	ND	0.0330	0.100	mg/L		1	HH2	02/20/23	1114	2386621	2
Titration and Ion Analysis												
SM 2320B Total Alkalinity "As Received"												
Alkalinity, Total as CaCO3	J	2.40	1.45	4.00	mg/L			MS3	02/23/23	1756	2388218	3
Bicarbonate alkalinity (CaCO3)	J	2.40	1.45	4.00	mg/L							
Carbonate alkalinity (CaCO3)	U	ND	1.45	4.00	mg/L							

The following Analytical Methods were performed:

Method	Description	Analyst Comments
1	SM 5310 B	
2	SM 4500-S (2-) D	
3	SM 2320B	

Notes:

Column headers are defined as follows:

DF: Dilution Factor Lc/LC: Critical Level
DL: Detection Limit PF: Prep Factor
MDA: Minimum Detectable Activity RL: Reporting Limit
MDC: Minimum Detectable Concentration SQL: Sample Quantitation Limit

GEL LABORATORIES LLC

2040 Savage Road Charleston SC 29407 - (843) 556-8171 - www.gel.com

Certificate of Analysis

Report Date: February 24, 2023

Company : Santee Cooper
Address : P.O. Box 2946101
OCO3
Moncks Corner, South Carolina 29461
Contact: Ms. Jeanette Gilmetti
Project: ABS Lab Analytical

Client Sample ID: AF56394 Project: SOOP00119
Sample ID: 611426014 Client ID: SOOP001
Matrix: Ground Water
Collect Date: 14-FEB-23 12:33
Receive Date: 17-FEB-23
Collector: Client

Parameter	Qualifier	Result	DL	RL	Units	PF	DF	Analyst	Date	Time	Batch	Method
Carbon Analysis												
SM 5310 B Dissolved Organic Carbon "As Received"												
Dissolved Organic Carbon Average		1.31	0.330	1.00	mg/L		1	TSM	02/22/23	1901	2387199	1

The following Prep Methods were performed:

Method	Description	Analyst	Date	Time	Prep Batch
EPA 160	Laboratory Filtration - DOC	TSM	02/21/23	0845	2386518

The following Analytical Methods were performed:

Method	Description	Analyst Comments
1	SM 5310 B	

Notes:

Column headers are defined as follows:

DF: Dilution Factor
DL: Detection Limit
MDA: Minimum Detectable Activity
MDC: Minimum Detectable Concentration
Lc/LC: Critical Level
PF: Prep Factor
RL: Reporting Limit
SQL: Sample Quantitation Limit

GEL LABORATORIES LLC

2040 Savage Road Charleston SC 29407 - (843) 556-8171 - www.gel.com

Certificate of Analysis

Report Date: February 24, 2023

Company : Santee Cooper
Address : P.O. Box 2946101
OCO3
Moncks Corner, South Carolina 29461
Contact: Ms. Jeanette Gilmetti
Project: ABS Lab Analytical

Client Sample ID: AF56431 Project: SOOP00119
Sample ID: 611426015 Client ID: SOOP001
Matrix: Ground Water
Collect Date: 14-FEB-23 13:51
Receive Date: 17-FEB-23
Collector: Client

Parameter	Qualifier	Result	DL	RL	Units	PF	DF	Analyst	Date	Time	Batch	Method
Carbon Analysis												
SM 5310 B Total Organic Carbon "As Received"												
Total Organic Carbon Average	J	0.928	0.330	1.00	mg/L		1	TSM	02/21/23	2125	2386521	1
Spectrometric Analysis												
SM 4500-S(2-) D Sulfide "As Received"												
Total Sulfide	U	ND	0.0330	0.100	mg/L		1	HH2	02/20/23	1114	2386621	2
Titration and Ion Analysis												
SM 2320B Total Alkalinity "As Received"												
Alkalinity, Total as CaCO3	U	ND	1.45	4.00	mg/L			MS3	02/23/23	1757	2388218	3
Bicarbonate alkalinity (CaCO3)	U	ND	1.45	4.00	mg/L							
Carbonate alkalinity (CaCO3)	U	ND	1.45	4.00	mg/L							

The following Analytical Methods were performed:

Method	Description	Analyst Comments
1	SM 5310 B	
2	SM 4500-S (2-) D	
3	SM 2320B	

Notes:

Column headers are defined as follows:

DF: Dilution Factor Lc/LC: Critical Level
DL: Detection Limit PF: Prep Factor
MDA: Minimum Detectable Activity RL: Reporting Limit
MDC: Minimum Detectable Concentration SQL: Sample Quantitation Limit

GEL LABORATORIES LLC

2040 Savage Road Charleston SC 29407 - (843) 556-8171 - www.gel.com

Certificate of Analysis

Report Date: February 24, 2023

Company : Santee Cooper
Address : P.O. Box 2946101
OCO3
Moncks Corner, South Carolina 29461
Contact: Ms. Jeanette Gilmetti
Project: ABS Lab Analytical

Client Sample ID: AF56431 Project: SOOP00119
Sample ID: 611426016 Client ID: SOOP001
Matrix: Ground Water
Collect Date: 14-FEB-23 13:51
Receive Date: 17-FEB-23
Collector: Client

Parameter	Qualifier	Result	DL	RL	Units	PF	DF	Analyst	Date	Time	Batch	Method
Carbon Analysis												
SM 5310 B Dissolved Organic Carbon "As Received"												
Dissolved Organic Carbon Average		1.01	0.330	1.00	mg/L		1	TSM	02/22/23	1922	2387199	1

The following Prep Methods were performed:

Method	Description	Analyst	Date	Time	Prep Batch
EPA 160	Laboratory Filtration - DOC	TSM	02/21/23	0845	2386518

The following Analytical Methods were performed:

Method	Description	Analyst Comments
1	SM 5310 B	

Notes:

Column headers are defined as follows:

DF: Dilution Factor Lc/LC: Critical Level
DL: Detection Limit PF: Prep Factor
MDA: Minimum Detectable Activity RL: Reporting Limit
MDC: Minimum Detectable Concentration SQL: Sample Quantitation Limit

GEL LABORATORIES LLC

2040 Savage Road Charleston SC 29407 - (843) 556-8171 - www.gel.com

Certificate of Analysis

Report Date: February 24, 2023

Company : Santee Cooper
Address : P.O. Box 2946101
OCO3
Moncks Corner, South Carolina 29461
Contact: Ms. Jeanette Gilmetti
Project: ABS Lab Analytical

Client Sample ID: AF56432 Project: SOOP00119
Sample ID: 611426017 Client ID: SOOP001
Matrix: Ground Water
Collect Date: 14-FEB-23 15:22
Receive Date: 17-FEB-23
Collector: Client

Parameter	Qualifier	Result	DL	RL	Units	PF	DF	Analyst	Date	Time	Batch	Method
Carbon Analysis												
SM 5310 B Total Organic Carbon "As Received"												
Total Organic Carbon Average		3.16	0.330	1.00	mg/L		1	TSM	02/21/23	2145	2386521	1
Spectrometric Analysis												
SM 4500-S(2-) D Sulfide "As Received"												
Total Sulfide	U	ND	0.0330	0.100	mg/L		1	HH2	02/20/23	1115	2386621	2
Titration and Ion Analysis												
SM 2320B Total Alkalinity "As Received"												
Alkalinity, Total as CaCO3	J	2.20	1.45	4.00	mg/L			MS3	02/23/23	1758	2388218	3
Bicarbonate alkalinity (CaCO3)	J	2.20	1.45	4.00	mg/L							
Carbonate alkalinity (CaCO3)	U	ND	1.45	4.00	mg/L							

The following Analytical Methods were performed:

Method	Description	Analyst Comments
1	SM 5310 B	
2	SM 4500-S (2-) D	
3	SM 2320B	

Notes:

Column headers are defined as follows:

DF: Dilution Factor Lc/LC: Critical Level
DL: Detection Limit PF: Prep Factor
MDA: Minimum Detectable Activity RL: Reporting Limit
MDC: Minimum Detectable Concentration SQL: Sample Quantitation Limit

GEL LABORATORIES LLC

2040 Savage Road Charleston SC 29407 - (843) 556-8171 - www.gel.com

Certificate of Analysis

Report Date: February 24, 2023

Company : Santee Cooper
Address : P.O. Box 2946101
OCO3
Moncks Corner, South Carolina 29461
Contact: Ms. Jeanette Gilmetti
Project: ABS Lab Analytical

Client Sample ID: AF56432 Project: SOOP00119
Sample ID: 611426018 Client ID: SOOP001
Matrix: Ground Water
Collect Date: 14-FEB-23 15:22
Receive Date: 17-FEB-23
Collector: Client

Parameter	Qualifier	Result	DL	RL	Units	PF	DF	Analyst	Date	Time	Batch	Method
Carbon Analysis												
SM 5310 B Dissolved Organic Carbon "As Received"												
Dissolved Organic Carbon Average		3.19	0.330	1.00	mg/L		1	TSM	02/22/23	1942	2387199	1

The following Prep Methods were performed:

Method	Description	Analyst	Date	Time	Prep Batch
EPA 160	Laboratory Filtration - DOC	TSM	02/21/23	0845	2386518

The following Analytical Methods were performed:

Method	Description	Analyst Comments
1	SM 5310 B	

Notes:

Column headers are defined as follows:

DF: Dilution Factor Lc/LC: Critical Level
DL: Detection Limit PF: Prep Factor
MDA: Minimum Detectable Activity RL: Reporting Limit
MDC: Minimum Detectable Concentration SQL: Sample Quantitation Limit

GEL LABORATORIES LLC

2040 Savage Road Charleston, SC 29407 - (843) 556-8171 - www.gel.com

QC Summary

Report Date: February 24, 2023

Page 1 of 4

Santee Cooper
P.O. Box 2946101
OCO3
Moncks Corner, South Carolina
Contact: Ms. Jeanette Gilmetti

Workorder: 611426

Parmname	NOM	Sample	Qual	QC	Units	RPD%	REC%	Range	Anlst	Date	Time
Carbon Analysis											
Batch	2386521										
QC1205325283	611426005	DUP									
Total Organic Carbon Average			15.9	15.8	mg/L	1.1		(0%-20%)	TSM	02/21/23	19:26
QC1205325282	LCS										
Total Organic Carbon Average	10.0			9.56	mg/L		95.6	(80%-120%)		02/21/23	15:46
QC1205325281	MB										
Total Organic Carbon Average			U	ND	mg/L					02/21/23	15:36
QC1205325285	611426005	PS									
Total Organic Carbon Average	10.0		15.9	24.0	mg/L		81.1	(65%-120%)		02/21/23	19:46
Batch	2387199										
QC1205325262	611426002	DUP									
Dissolved Organic Carbon Average		J	0.794	J	0.777	mg/L	2.16	^	(+/-1.00)	TSM	02/24/23 14:41
QC1205325261	FLTB										
Dissolved Organic Carbon Average				J	0.372	mg/L				02/24/23	14:10
Dissolved Organic Carbon Average				U	ND	mg/L				02/22/23	14:17
QC1205326621	LCS										
Dissolved Organic Carbon Average	10.0			9.58	mg/L		95.8	(80%-120%)		02/22/23	14:27
QC1205326620	MB										
Dissolved Organic Carbon Average				U	ND	mg/L				02/22/23	14:07
QC1205325263	611426002	PS									
Dissolved Organic Carbon Average	10.0	J	0.794	11.0	mg/L		102	(65%-120%)		02/24/23	15:01

GEL LABORATORIES LLC

2040 Savage Road Charleston, SC 29407 - (843) 556-8171 - www.gel.com

QC Summary

Workorder: 611426

Page 2 of 4

Parmname	NOM	Sample	Qual	QC	Units	RPD%	REC%	Range	Anlst	Date	Time
Nutrient Analysis											
Batch 2387499											
QC1205327254 611426009 DUP											
Nitrogen, Nitrate/Nitrite	U	ND	U	ND	mg/L	N/A			KLP1	02/22/23	11:03
QC1205327253 LCS											
Nitrogen, Nitrate/Nitrite	1.00			0.943	mg/L		94.3	(90%-110%)		02/22/23	10:41
QC1205327252 MB											
Nitrogen, Nitrate/Nitrite			U	ND	mg/L					02/22/23	10:40
QC1205327255 611426009 PS											
Nitrogen, Nitrate/Nitrite	1.00 U	ND		1.23	mg/L		123 *	(90%-110%)		02/22/23	11:05
Spectrometric Analysis											
Batch 2386621											
QC1205325529 LCS											
Total Sulfide	0.400			0.410	mg/L		103	(85%-115%)	HH2	02/20/23	11:08
QC1205325528 MB											
Total Sulfide			U	ND	mg/L					02/20/23	11:08
QC1205325530 611426001 PS											
Total Sulfide	0.400 U	ND		0.374	mg/L		93.5	(75%-125%)		02/20/23	11:10
QC1205325531 611426001 PSD											
Total Sulfide	0.400 U	ND		0.386	mg/L	3.06	96.4	(0%-15%)		02/20/23	11:11
Titration and Ion Analysis											
Batch 2388218											
QC1205328367 611426001 DUP											
Alkalinity, Total as CaCO3		91.2		92.2	mg/L	1.09		(0%-20%)	MS3	02/23/23	17:40
Bicarbonate alkalinity (CaCO3)		91.2		92.2	mg/L	1.09		(0%-20%)			
Carbonate alkalinity (CaCO3)	U	ND	U	ND	mg/L	N/A					

GEL LABORATORIES LLC

2040 Savage Road Charleston, SC 29407 - (843) 556-8171 - www.gel.com

QC Summary

Workorder: 611426

Page 3 of 4

Parmname	NOM	Sample	Qual	QC	Units	RPD%	REC%	Range	Anlst	Date	Time
Titration and Ion Analysis											
Batch	2388218										
QC1205328366 LCS											
Alkalinity, Total as CaCO3	100			103	mg/L		103	(90%-110%)	MS3	02/23/23	17:36
QC1205328368 611426001 MS											
Alkalinity, Total as CaCO3	100	91.2		198	mg/L		107	(80%-120%)		02/23/23	17:44

Notes:

The Qualifiers in this report are defined as follows:

- U Analyte was analyzed for, but not detected above the MDL, MDA, MDC or LOD.
- J Value is estimated
- X Consult Case Narrative, Data Summary package, or Project Manager concerning this qualifier
- H Analytical holding time was exceeded
- < Result is less than value reported
- > Result is greater than value reported
- h Preparation or preservation holding time was exceeded
- R Sample results are rejected
- Z Paint Filter Test--Particulates passed through the filter, however no free liquids were observed.
- d 5-day BOD--The 2:1 depletion requirement was not met for this sample
- ^ RPD of sample and duplicate evaluated using +/-RL. Concentrations are <5X the RL. Qualifier Not Applicable for Radiochemistry.
- N/A RPD or %Recovery limits do not apply.
- ND Analyte concentration is not detected above the detection limit
- NJ Consult Case Narrative, Data Summary package, or Project Manager concerning this qualifier
- E General Chemistry--Concentration of the target analyte exceeds the instrument calibration range
- Q One or more quality control criteria have not been met. Refer to the applicable narrative or DER.
- NI See case narrative
- R Per section 9.3.4.1 of Method 1664 Revision B, due to matrix spike recovery issues, this result may not be reported or used for regulatory compliance purposes.
- B The target analyte was detected in the associated blank.
- e 5-day BOD--Test replicates show more than 30% difference between high and low values. The data is qualified per the method and can be used for reporting purposes
- J See case narrative for an explanation

GEL LABORATORIES LLC

2040 Savage Road Charleston, SC 29407 - (843) 556-8171 - www.gel.com

QC Summary

Workorder: 611426

Page 4 of 4

<u>Parmname</u>	<u>NOM</u>	<u>Sample Qual</u>	<u>QC</u>	<u>Units</u>	<u>RPD%</u>	<u>REC%</u>	<u>Range</u>	<u>Anlst</u>	<u>Date</u>	<u>Time</u>
-----------------	------------	--------------------	-----------	--------------	-------------	-------------	--------------	--------------	-------------	-------------

N/A indicates that spike recovery limits do not apply when sample concentration exceeds spike conc. by a factor of 4 or more or %RPD not applicable.

^ The Relative Percent Difference (RPD) obtained from the sample duplicate (DUP) is evaluated against the acceptance criteria when the sample is greater than five times (5X) the contract required detection limit (RL). In cases where either the sample or duplicate value is less than 5X the RL, a control limit of +/- the RL is used to evaluate the DUP result.

* Indicates that a Quality Control parameter was not within specifications.

For PS, PSD, and SDILT results, the values listed are the measured amounts, not final concentrations.

Where the analytical method has been performed under NELAP certification, the analysis has met all of the requirements of the NELAC standard unless qualified on the QC Summary.

**General Chemistry
Technical Case Narrative
Santee Cooper
SDG #: 611426**

Product: Carbon, Total Organic
Analytical Method: SM 5310 B
Analytical Procedure: GL-GC-E-093 REV# 21
Analytical Batch: 2386521

The following samples were analyzed using the above methods and analytical procedure(s).

<u>GEL Sample ID#</u>	<u>Client Sample Identification</u>
611426001	AF56397
611426003	AF56400
611426005	AF56442
611426007	AF56443
611426009	AF56395
611426011	AF56396
611426013	AF56394
611426015	AF56431
611426017	AF56432
1205325281	Method Blank (MB)
1205325282	Laboratory Control Sample (LCS)
1205325283	611426005(AF56442) Sample Duplicate (DUP)
1205325285	611426005(AF56442) Post Spike (PS)

The samples in this SDG were analyzed on an "as received" basis.

Data Summary:

There are no exceptions, anomalies or deviations from the specified methods. All sample data provided in this report met the acceptance criteria specified in the analytical methods and procedures for initial calibration, continuing calibration, instrument controls and process controls where applicable.

Product: Carbon, Dissolved Organic
Analytical Method: SM 5310 B
Analytical Procedure: GL-GC-E-093 REV# 21
Analytical Batch: 2387199

Filtration Method: EPA 160
Filtration Procedure: GL-LB-E-034 REV# 4
Filtration Batch: 2386518

The following samples were analyzed using the above methods and analytical procedure(s).

<u>GEL Sample ID#</u>	<u>Client Sample Identification</u>
611426002	AF56397
611426004	AF56400
611426006	AF56442
611426008	AF56443

611426010	AF56395
611426012	AF56396
611426014	AF56394
611426016	AF56431
611426018	AF56432
1205325261	Filtration Blank (FLTB)
1205325262	611426002(AF56397) Sample Duplicate (DUP)
1205325263	611426002(AF56397) Post Spike (PS)
1205326620	Method Blank (MB)
1205326621	Laboratory Control Sample (LCS)

The samples in this SDG were analyzed on an "as received" basis.

Data Summary:

All sample data provided in this report met the acceptance criteria specified in the analytical methods and procedures for initial calibration, continuing calibration, instrument controls and process controls where applicable, with the following exceptions.

Technical Information

Sample Re-analysis

Samples 1205325262 (AF56397DUP) and 611426002 (AF56397) were reanalyzed due to PS failure. The reanalysis data was reported.

Product: Nitrate/Nitrite Cad Redux Low Level

Analytical Method: EPA 353.2 Low Level

Analytical Procedure: GL-GC-E-128 REV# 11

Analytical Batch: 2387499

The following samples were analyzed using the above methods and analytical procedure(s).

<u>GEL Sample ID#</u>	<u>Client Sample Identification</u>
611426001	AF56397
611426003	AF56400
611426005	AF56442
611426007	AF56443
611426009	AF56395
611426011	AF56396
1205327252	Method Blank (MB)
1205327253	Laboratory Control Sample (LCS)
1205327254	611426009(AF56395) Sample Duplicate (DUP)
1205327255	611426009(AF56395) Post Spike (PS)

The samples in this SDG were analyzed on an "as received" basis.

Data Summary:

All sample data provided in this report met the acceptance criteria specified in the analytical methods and procedures for initial calibration, continuing calibration, instrument controls and process controls where applicable, with the following exceptions.

Quality Control (QC) Information

Matrix Spike (MS)/Post Spike (PS) Recovery Statement

The percent recoveries (%R) obtained from the spike analyses are evaluated when the sample concentration is less than four times (4X) the spike concentration added. The matrix spike recovered outside of the established acceptance limits due to matrix interference and/or non-homogeneity.

Analyte	Sample	Value
Nitrogen, Nitrate/Nitrite	1205327255 (AF56395PS)	123* (90%-110%)

Technical Information

Sample Dilutions

The following sample 611426003 (AF56400) was diluted because target analyte concentrations exceeded the calibration range. The following samples 1205327254 (AF56395DUP), 1205327255 (AF56395PS), 611426001 (AF56397), 611426005 (AF56442), 611426007 (AF56443), 611426009 (AF56395) and 611426011 (AF56396) in this sample group were diluted due to matrix interference. Dilutions may be required for many reasons, including to minimize matrix interferences or to bring over range target analyte concentrations into the linear calibration range.

Analyte	611426					
	001	003	005	007	009	011
Nitrogen, Nitrate/Nitrite	10X	10X	10X	10X	10X	10X

Product: Sulfide, Total

Analytical Method: SM 4500-S (2-) D

Analytical Procedure: GL-GC-E-052 REV# 12

Analytical Batch: 2386621

The following samples were analyzed using the above methods and analytical procedure(s).

<u>GEL Sample ID#</u>	<u>Client Sample Identification</u>
611426001	AF56397
611426003	AF56400
611426005	AF56442
611426007	AF56443
611426009	AF56395
611426011	AF56396
611426013	AF56394
611426015	AF56431
611426017	AF56432
1205325528	Method Blank (MB)
1205325529	Laboratory Control Sample (LCS)
1205325530	611426001(AF56397) Post Spike (PS)
1205325531	611426001(AF56397) Post Spike Duplicate (PSD)

The samples in this SDG were analyzed on an "as received" basis.

Data Summary:

There are no exceptions, anomalies or deviations from the specified methods. All sample data provided in this report met the acceptance criteria specified in the analytical methods and procedures for initial calibration, continuing calibration, instrument controls and process controls where applicable.

Product: Alkalinity

Analytical Method: SM 2320B

Analytical Procedure: GL-GC-E-033 REV# 14

Analytical Batch: 2388218

The following samples were analyzed using the above methods and analytical procedure(s).

<u>GEL Sample ID#</u>	<u>Client Sample Identification</u>
611426001	AF56397
611426003	AF56400
611426005	AF56442
611426007	AF56443
611426009	AF56395
611426011	AF56396
611426013	AF56394
611426015	AF56431
611426017	AF56432
1205328366	Laboratory Control Sample (LCS)
1205328367	611426001(AF56397) Sample Duplicate (DUP)
1205328368	611426001(AF56397) Matrix Spike (MS)

The samples in this SDG were analyzed on an "as received" basis.

Data Summary:

There are no exceptions, anomalies or deviations from the specified methods. All sample data provided in this report met the acceptance criteria specified in the analytical methods and procedures for initial calibration, continuing calibration, instrument controls and process controls where applicable.

Certification Statement

Where the analytical method has been performed under NELAP certification, the analysis has met all of the requirements of the NELAC standard unless otherwise noted in the analytical case narrative.

RAD 3/17/23

Contract Lab Info: GEL Contract Lab Due Date (Lab Only): 2 / 27 / 23 Send report to lcwillia@santecooper.com & sibrown@santecooper.com



Chain of Custody

611426 / 611428

Customer Email/Report Recipient: Date Results Needed by: Project/Task/Unit #: Rerun request for any flagged QC

LCWILLIA @santecooper.com / / 125915 / JM02.09.G01.1 / 36500 Yes (No)

Analysis Group

Labworks ID # (Internal use only)	Sample Location/ Description	Collection Date	Collection Time	Sample Collector	Total # of containers	Bottle type: (Glass- G/Plastic-P)	Grab (G) or Composite (C)	Matrix (see below)	Preservative (see below)	Comments	TOC/DOC	TOTAL ALK BICARB, CARB	SULFIDE	RAD 22L/ZZ8	N03/N02
AF56397	WAP-4	2/16/23	1053	ZDM MDG	7	P+ G	G	GW	*	* SULFIDE HAS SHORT HOLD.	2	1	1	2	1
400	WAP-7		1255												
442	WLF-A2-6		1407							* PRESERVATIVES					
443	WLF-A2-6 DUP		1412							TOC H2SO4 SULFIDE ZINC ACETATE, NaOH					
AF56395	WAP-2	2/15/23	1136	ZDM ML						RAD HNO3 < 4°C					
96	WAP 3		1321												
AF56394	WAP-1	2/14/23	1233		6					ALKAL-TOTAL, BICARB, CARB	2	1	1	2	
431	WBW-1		1351							RAD - INCLUDE TOTAL CALCULATION					
432	WBW-A1-1		1522												

Relinquished by:	Employee#	Date	Time	Received by:	Employee #	Date	Time
<i>Sibrown</i>	35594	2/17/23	0950	<i>GEL</i>	GEL	2/17/23	0950
<i>Sib</i>	GEL	2-17-23	1445	<i>MET</i>	GEL	02-17-23	1545
Relinquished by:	Employee#	Date	Time	Received by:	Employee #	Date	Time

Sample Receiving (Internal Use Only)
 TEMP (°C): _____ Initial: _____
 Correct pH: Yes No
 Preservative Lot#: _____
 Date/Time/Init for preservative: _____

<input type="checkbox"/> METALS (all) <input type="checkbox"/> Ag <input type="checkbox"/> Cu <input type="checkbox"/> Sb <input type="checkbox"/> Al <input type="checkbox"/> Fe <input type="checkbox"/> Se <input type="checkbox"/> As <input type="checkbox"/> K <input type="checkbox"/> Sn <input type="checkbox"/> B <input type="checkbox"/> Li <input type="checkbox"/> Sr <input type="checkbox"/> Ba <input type="checkbox"/> Mg <input type="checkbox"/> Ti <input type="checkbox"/> Be <input type="checkbox"/> Mn <input type="checkbox"/> Tl <input type="checkbox"/> Ca <input type="checkbox"/> Mo <input type="checkbox"/> V <input type="checkbox"/> Cd <input type="checkbox"/> Na <input type="checkbox"/> Zn <input type="checkbox"/> Co <input type="checkbox"/> Ni <input type="checkbox"/> Hg <input type="checkbox"/> Cr <input type="checkbox"/> Pb <input type="checkbox"/> CrVI			Nutrients <input type="checkbox"/> TOC <input type="checkbox"/> DOC <input type="checkbox"/> TP/TPO4 <input type="checkbox"/> NH3-N <input type="checkbox"/> F <input type="checkbox"/> Cl <input type="checkbox"/> NO2 <input type="checkbox"/> Br <input type="checkbox"/> NO3 <input type="checkbox"/> SO4	MISC. <input type="checkbox"/> BTEX <input type="checkbox"/> Naphthalene <input type="checkbox"/> THM/HAA <input type="checkbox"/> VOC <input type="checkbox"/> Oil & Grease <input type="checkbox"/> E. Coli <input type="checkbox"/> Total Coliform <input type="checkbox"/> pH <input type="checkbox"/> Dissolved As <input type="checkbox"/> Dissolved Fe <input type="checkbox"/> Rad 226 <input type="checkbox"/> Rad 228 <input type="checkbox"/> PCB	Gypsum <input type="checkbox"/> Wallboard Gypsum (all below) <input type="checkbox"/> AIM <input type="checkbox"/> TOC <input type="checkbox"/> Total metals <input type="checkbox"/> Soluble Metals <input type="checkbox"/> Purity (CaSO4) <input type="checkbox"/> % Moisture <input type="checkbox"/> Sulfites <input type="checkbox"/> pH <input type="checkbox"/> Chlorides <input type="checkbox"/> Particle Size <input type="checkbox"/> Sulfur	Coal <input type="checkbox"/> Ultimate <input type="checkbox"/> % Moisture <input type="checkbox"/> Ash <input type="checkbox"/> Sulfur <input type="checkbox"/> BTUs <input type="checkbox"/> Volatile Matter <input type="checkbox"/> CHN Other Tests: <input type="checkbox"/> XRF Scan <input type="checkbox"/> HGI <input type="checkbox"/> Fineness <input type="checkbox"/> Particulate Matter	Flyash <input type="checkbox"/> Ammonia <input type="checkbox"/> LOI <input type="checkbox"/> % Carbon <input type="checkbox"/> Mineral Analysis <input type="checkbox"/> Sieve <input type="checkbox"/> % Moisture NPDES <input type="checkbox"/> Oil & Grease <input type="checkbox"/> As <input type="checkbox"/> TSS	Oil <input type="checkbox"/> Trans. Oil Qual. <input type="checkbox"/> %Moisture <input type="checkbox"/> Color <input type="checkbox"/> Acidity <input type="checkbox"/> Dielectric Strength <input type="checkbox"/> IFT <input type="checkbox"/> Dissolved Gases <input type="checkbox"/> Used Oil <input type="checkbox"/> Flashpoint <input type="checkbox"/> Metals in oil (As, Cd, Cr, Ni, Pb Hg) <input type="checkbox"/> TX <input type="checkbox"/> GOFER
--	--	--	--	--	---	---	--	--

Matrix codes: GW-groundwater, DW-drinking water, SW-surface water, WW-waste water, BW-boiler water, L-limestone, Oil-oil, S-Soil, SL-solid, C-coal, G-gypsum, FA-flyash, BA-bottom ash, M-misc (describe in comment section)
 Preservative code- 1=<4°C 2=HNO3 3=H2SO4 4-HCl 5=Na2S2O3 6-Other (Specify)

SAMPLE RECEIPT & REVIEW FORM

Client: <u>COOP</u>		SDG/AR/COC/Work Order: <u>611426 / 611428</u>	
Received By: <u>MVH</u>		Date Received: <u>02-17-2023</u>	
Carrier and Tracking Number		Circle Applicable: FedEx Express FedEx Ground UPS Field Services <u>Courier</u> Other	
		<u>Cooler 2 - 6°C</u> <u>Cooler 1 - 18°C</u>	
Suspected Hazard Information		Yes	No
		*If Net Counts > 100cpm on samples not marked "radioactive", contact the Radiation Safety Group for further investigation.	
A) Shipped as a DOT Hazardous?		<input checked="" type="checkbox"/>	Hazard Class Shipped: _____ UN#: _____ If UN2910, Is the Radioactive Shipment Survey Compliant? Yes ___ No ___
B) Did the client designate the samples are to be received as radioactive?		<input checked="" type="checkbox"/>	COC notation or radioactive stickers on containers equal client designation.
C) Did the RSO classify the samples as radioactive?		<input checked="" type="checkbox"/>	Maximum Net Counts Observed* (Observed Counts - Area Background Counts): <u>0</u> CPM/mR/Hr Classified as: Rad 1 Rad 2 Rad 3
D) Did the client designate samples are hazardous?		<input checked="" type="checkbox"/>	COC notation or hazard labels on containers equal client designation.
E) Did the RSO identify possible hazards?		<input checked="" type="checkbox"/>	If D or E is yes, select Hazards below. PCBs Flammable Foreign Soil RCRA Asbestos Beryllium Other: _____
Sample Receipt Criteria		Yes	No
Comments/Qualifiers (Required for Non-Conforming Items)			
1	Shipping containers received intact and sealed?	<input checked="" type="checkbox"/>	Circle Applicable: Seals broken Damaged container Leaking container Other (describe)
2	Chain of custody documents included with shipment?	<input checked="" type="checkbox"/>	Circle Applicable: Client contacted and provided COC COC created upon receipt
3	Samples requiring cold preservation within (0 ≤ 6 deg. C)?*	<input checked="" type="checkbox"/>	Preservation Method: <u>Wet Ice</u> Ice Packs Dry ice None Other: *all temperatures are recorded in Celsius TEMP: _____
4	Daily check performed and passed on IR temperature gun?	<input checked="" type="checkbox"/>	Temperature Device Serial #: <u>R2-21</u> Secondary Temperature Device Serial # (If Applicable): _____
5	Sample containers intact and sealed?	<input checked="" type="checkbox"/>	Circle Applicable: Seals broken Damaged container Leaking container Other (describe)
6	Samples requiring chemical preservation at proper pH?	<input checked="" type="checkbox"/>	Sample ID's and Containers Affected: _____ If Preservation added, Lot#: _____
7	Do any samples require Volatile Analysis?	<input checked="" type="checkbox"/>	If Yes, are Encores or Soil Kits present for solids? Yes ___ No ___ NA ___ (If yes, take to VOA Freezer) Do liquid VOA vials contain acid preservation? Yes ___ No ___ NA ___ (If unknown, select No) <input checked="" type="checkbox"/> Are liquid VOA vials free of headspace? Yes ___ No ___ NA ___ Sample ID's and containers affected: _____
8	Samples received within holding time?	<input checked="" type="checkbox"/>	ID's and tests affected: _____
9	Sample ID's on COC match ID's on bottles?	<input checked="" type="checkbox"/>	ID's and containers affected: _____
10	Date & time on COC match date & time on bottles?	<input checked="" type="checkbox"/>	Circle Applicable: No dates on containers No times on containers COC missing info Other (describe)
11	Number of containers received match number indicated on COC?	<input checked="" type="checkbox"/>	Circle Applicable: No container count on COC Other (describe) <u>Did not receive AT 66131, AT 56394, AT 66132.</u>
12	Are sample containers identifiable as GEL provided by use of GEL labels?	<input checked="" type="checkbox"/>	
13	COC form is properly signed in relinquished/received sections?	<input checked="" type="checkbox"/>	Circle Applicable: Not relinquished Other (describe)
Comments (Use Continuation Form if needed):			

PM (or PMA) review: Initials MVH Date 2/20/23 Page 1 of 1

List of current GEL Certifications as of 24 February 2023

State	Certification
Alabama	42200
Alaska	17-018
Alaska Drinking Water	SC00012
Arkansas	88-0651
CLIA	42D0904046
California	2940
Colorado	SC00012
Connecticut	PH-0169
DoD ELAP/ ISO17025 A2LA	2567.01
Florida NELAP	E87156
Foreign Soils Permit	P330-15-00283, P330-15-00253
Georgia	SC00012
Georgia SDWA	967
Hawaii	SC00012
Idaho	SC00012
Illinois NELAP	200029
Indiana	C-SC-01
Kansas NELAP	E-10332
Kentucky SDWA	90129
Kentucky Wastewater	90129
Louisiana Drinking Water	LA024
Louisiana NELAP	03046 (AI33904)
Maine	2019020
Maryland	270
Massachusetts	M-SC012
Massachusetts PFAS Approv	Letter
Michigan	9976
Mississippi	SC00012
Nebraska	NE-OS-26-13
Nevada	SC000122023-4
New Hampshire NELAP	2054
New Jersey NELAP	SC002
New Mexico	SC00012
New York NELAP	11501
North Carolina	233
North Carolina SDWA	45709
North Dakota	R-158
Oklahoma	2022-160
Pennsylvania NELAP	68-00485
Puerto Rico	SC00012
S. Carolina Radiochem	10120002
Sanitation Districts of L	9255651
South Carolina Chemistry	10120001
Tennessee	TN 02934
Texas NELAP	T104704235-22-20
Utah NELAP	SC000122022-37
Vermont	VT87156
Virginia NELAP	460202
Washington	C780



March 16, 2023

Ms. Jeanette Gilmetti
Santee Cooper
P.O. Box 2946101
OCO3
Moncks Corner, South Carolina 29461

Re: ABS Lab Analytical
Work Order: 611428

Dear Ms. Gilmetti:

GEL Laboratories, LLC (GEL) appreciates the opportunity to provide the enclosed analytical results for the sample(s) we received on February 17, 2023. This original data report has been prepared and reviewed in accordance with GEL's standard operating procedures.

The samples were delivered with proper chain of custody documentation and signatures. All sample containers arrived without any visible signs of tampering or breakage. There are no additional comments concerning sample receipt.

Test results for NELAP or ISO 17025 accredited tests are verified to meet the requirements of those standards, with any exceptions noted. The results reported relate only to the items tested and to the sample as received by the laboratory. These results may not be reproduced except as full reports without approval by the laboratory. Copies of GEL's accreditations and certifications can be found on our website at www.gel.com.

Our policy is to provide high quality, personalized analytical services to enable you to meet your analytical needs on time every time. We trust that you will find everything in order and to your satisfaction. If you have any questions, please do not hesitate to call me at (843) 556-8171, ext. 4289.

Sincerely,

Heather Millar for
Julie Robinson
Project Manager

Purchase Order: 398684
Enclosures



GEL LABORATORIES LLC

2040 Savage Road Charleston SC 29407 - (843) 556-8171 - www.gel.com

Certificate of Analysis Report for

SOOP001 Santee Cooper

Client SDG: 611428 GEL Work Order: 611428

The Qualifiers in this report are defined as follows:

- * A quality control analyte recovery is outside of specified acceptance criteria
- ** Analyte is a Tracer compound
- ** Analyte is a surrogate compound
- U Analyte was analyzed for, but not detected above the MDL, MDA, MDC or LOD.

Where the analytical method has been performed under NELAP certification, the analysis has met all of the requirements of the NELAC standard unless qualified on the Certificate of Analysis.

The designation ND, if present, appears in the result column when the analyte concentration is not detected above the limit as defined in the 'U' qualifier above.

This data report has been prepared and reviewed in accordance with GEL Laboratories LLC standard operating procedures. Please direct any questions to your Project Manager, Julie Robinson.

Reviewed by _____

Heather Millar

GEL LABORATORIES LLC

2040 Savage Road Charleston SC 29407 - (843) 556-8171 - www.gel.com

Certificate of Analysis

Report Date: March 16, 2023

Company : Santee Cooper
Address : P.O. Box 2946101
OCO3
Moncks Corner, South Carolina 29461
Contact: Ms. Jeanette Gilmetti
Project: ABS Lab Analytical

Client Sample ID: AF56397 Project: SOOP00119
Sample ID: 611428001 Client ID: SOOP001
Matrix: Ground Water
Collect Date: 16-FEB-23 10:53
Receive Date: 17-FEB-23
Collector: Client

Parameter	Qualifier	Result	Uncertainty	MDC	RL	Units	PF	DF	Analyst	Date	Time	Batch	Method
Rad Gas Flow Proportional Counting													
GFPC, Ra228, Liquid "As Received"													
Radium-228	U	1.13	+/-1.35	2.28	3.00	pCi/L		JE1	03/14/23	1216	2390110		1
Radium-226+Radium-228 Calculation "See Parent Products"													
Radium-226+228 Sum		1.80	+/-1.38			pCi/L		NXL1	03/16/23	1404	2394229		2
Rad Radium-226													
Lucas Cell, Ra226, Liquid "As Received"													
Radium-226		0.677	+/-0.308	0.295	1.00	pCi/L		LXP1	03/16/23	1008	2390103		3

The following Analytical Methods were performed:

Method	Description	Analyst Comments
1	EPA 904.0/SW846 9320 Modified	
2	Calculation	
3	EPA 903.1 Modified	

Surrogate/Tracer	Recovery	Test	Result	Nominal	Recovery%	Acceptable Limits
Barium-133 Tracer		GFPC, Ra228, Liquid "As Received"			78.7	(15%-125%)

Notes:

Counting Uncertainty is calculated at the 95% confidence level (1.96-sigma).

Column headers are defined as follows:

DF: Dilution Factor Lc/LC: Critical Level
DL: Detection Limit PF: Prep Factor
MDA: Minimum Detectable Activity RL: Reporting Limit
MDC: Minimum Detectable Concentration SQL: Sample Quantitation Limit

GEL LABORATORIES LLC

2040 Savage Road Charleston SC 29407 - (843) 556-8171 - www.gel.com

Certificate of Analysis

Report Date: March 16, 2023

Company : Santee Cooper
 Address : P.O. Box 2946101
 OCO3
 Moncks Corner, South Carolina 29461
 Contact: Ms. Jeanette Gilmetti
 Project: ABS Lab Analytical

Client Sample ID: AF56400	Project: SOOP00119
Sample ID: 611428002	Client ID: SOOP001
Matrix: Ground Water	
Collect Date: 16-FEB-23 12:55	
Receive Date: 17-FEB-23	
Collector: Client	

Parameter	Qualifier	Result	Uncertainty	MDC	RL	Units	PF	DF	Analyst	Date	Time	Batch	Method
Rad Gas Flow Proportional Counting													
GFPC, Ra228, Liquid "As Received"													
Radium-228	U	1.71	+/-1.23	1.92	3.00	pCi/L		JE1	03/14/23	1216	2390110		1
Radium-226+Radium-228 Calculation "See Parent Products"													
Radium-226+228 Sum		2.55	+/-1.28			pCi/L		NXL1	03/16/23	1404	2394229		2
Rad Radium-226													
Lucas Cell, Ra226, Liquid "As Received"													
Radium-226		0.835	+/-0.332	0.350	1.00	pCi/L		LXP1	03/16/23	0935	2390103		3

The following Analytical Methods were performed:

Method	Description	Analyst Comments
1	EPA 904.0/SW846 9320 Modified	
2	Calculation	
3	EPA 903.1 Modified	

Surrogate/Tracer Recovery	Test	Result	Nominal	Recovery%	Acceptable Limits
Barium-133 Tracer	GFPC, Ra228, Liquid "As Received"			67.3	(15%-125%)

Notes:

Counting Uncertainty is calculated at the 95% confidence level (1.96-sigma).

Column headers are defined as follows:

DF: Dilution Factor	Lc/LC: Critical Level
DL: Detection Limit	PF: Prep Factor
MDA: Minimum Detectable Activity	RL: Reporting Limit
MDC: Minimum Detectable Concentration	SQL: Sample Quantitation Limit

GEL LABORATORIES LLC

2040 Savage Road Charleston SC 29407 - (843) 556-8171 - www.gel.com

Certificate of Analysis

Report Date: March 16, 2023

Company : Santee Cooper
Address : P.O. Box 2946101
OCO3
Moncks Corner, South Carolina 29461
Contact: Ms. Jeanette Gilmetti
Project: ABS Lab Analytical

Client Sample ID: AF56442 Project: SOOP00119
Sample ID: 611428003 Client ID: SOOP001
Matrix: Ground Water
Collect Date: 16-FEB-23 14:07
Receive Date: 17-FEB-23
Collector: Client

Parameter	Qualifier	Result	Uncertainty	MDC	RL	Units	PF	DF	Analyst	Date	Time	Batch	Method
Rad Gas Flow Proportional Counting													
GFPC, Ra228, Liquid "As Received"													
Radium-228	U	1.77	+/-1.23	1.95	3.00	pCi/L		JE1	03/14/23	1216	2390110		1
Radium-226+Radium-228 Calculation "See Parent Products"													
Radium-226+228 Sum		1.98	+/-1.24			pCi/L		NXL1	03/16/23	1404	2394229		2
Rad Radium-226													
Lucas Cell, Ra226, Liquid "As Received"													
Radium-226	U	0.206	+/-0.173	0.225	1.00	pCi/L		LXP1	03/16/23	0935	2390103		3

The following Analytical Methods were performed:

Method	Description	Analyst Comments
1	EPA 904.0/SW846 9320 Modified	
2	Calculation	
3	EPA 903.1 Modified	

Surrogate/Tracer Recovery	Test	Result	Nominal	Recovery%	Acceptable Limits
Barium-133 Tracer	GFPC, Ra228, Liquid "As Received"			88.2	(15%-125%)

Notes:

Counting Uncertainty is calculated at the 95% confidence level (1.96-sigma).

Column headers are defined as follows:

DF: Dilution Factor Lc/LC: Critical Level
DL: Detection Limit PF: Prep Factor
MDA: Minimum Detectable Activity RL: Reporting Limit
MDC: Minimum Detectable Concentration SQL: Sample Quantitation Limit

GEL LABORATORIES LLC

2040 Savage Road Charleston SC 29407 - (843) 556-8171 - www.gel.com

Certificate of Analysis

Report Date: March 16, 2023

Company : Santee Cooper
 Address : P.O. Box 2946101
 OCO3
 Moncks Corner, South Carolina 29461
 Contact: Ms. Jeanette Gilmetti
 Project: ABS Lab Analytical

Client Sample ID: AF56443	Project: SOOP00119
Sample ID: 611428004	Client ID: SOOP001
Matrix: Ground Water	
Collect Date: 16-FEB-23 14:12	
Receive Date: 17-FEB-23	
Collector: Client	

Parameter	Qualifier	Result	Uncertainty	MDC	RL	Units	PF	DF	Analyst	Date	Time	Batch	Method
Rad Gas Flow Proportional Counting													
GFPC, Ra228, Liquid "As Received"													
Radium-228	U	0.313	+/-0.845	1.53	3.00	pCi/L		JE1	03/14/23	1216	2390110		1
Radium-226+Radium-228 Calculation "See Parent Products"													
Radium-226+228 Sum		0.644	+/-0.892			pCi/L		NXL1	03/16/23	1404	2394229		2
Rad Radium-226													
Lucas Cell, Ra226, Liquid "As Received"													
Radium-226	U	0.331	+/-0.286	0.446	1.00	pCi/L		LXP1	03/16/23	1008	2390103		3

The following Analytical Methods were performed:

Method	Description	Analyst Comments
1	EPA 904.0/SW846 9320 Modified	
2	Calculation	
3	EPA 903.1 Modified	

Surrogate/Tracer Recovery	Test	Result	Nominal	Recovery%	Acceptable Limits
Barium-133 Tracer	GFPC, Ra228, Liquid "As Received"			87	(15%-125%)

Notes:

Counting Uncertainty is calculated at the 95% confidence level (1.96-sigma).

Column headers are defined as follows:

DF: Dilution Factor	Lc/LC: Critical Level
DL: Detection Limit	PF: Prep Factor
MDA: Minimum Detectable Activity	RL: Reporting Limit
MDC: Minimum Detectable Concentration	SQL: Sample Quantitation Limit

GEL LABORATORIES LLC

2040 Savage Road Charleston SC 29407 - (843) 556-8171 - www.gel.com

Certificate of Analysis

Report Date: March 16, 2023

Company : Santee Cooper
Address : P.O. Box 2946101
OCO3
Moncks Corner, South Carolina 29461
Contact: Ms. Jeanette Gilmetti
Project: ABS Lab Analytical

Client Sample ID: AF56395 Project: SOOP00119
Sample ID: 611428005 Client ID: SOOP001
Matrix: Ground Water
Collect Date: 15-FEB-23 11:36
Receive Date: 17-FEB-23
Collector: Client

Parameter	Qualifier	Result	Uncertainty	MDC	RL	Units	PF	DF	Analyst	Date	Time Batch	Method
Rad Gas Flow Proportional Counting GFPC, Ra228, Liquid "As Received"												
Radium-228		2.62	+/-1.33	1.88	3.00	pCi/L		JE1	03/14/23	1216	2390110	1
Radium-226+Radium-228 Calculation "See Parent Products"												
Radium-226+228 Sum		3.15	+/-1.37			pCi/L		NXL1	03/16/23	1404	2394229	2
Rad Radium-226 Lucas Cell, Ra226, Liquid "As Received"												
Radium-226		0.531	+/-0.317	0.425	1.00	pCi/L		LXP1	03/16/23	1008	2390103	3

The following Analytical Methods were performed:

Method	Description	Analyst Comments
1	EPA 904.0/SW846 9320 Modified	
2	Calculation	
3	EPA 903.1 Modified	

Surrogate/Tracer Recovery	Test	Result	Nominal	Recovery%	Acceptable Limits
Barium-133 Tracer	GFPC, Ra228, Liquid "As Received"			69.4	(15%-125%)

Notes:

Counting Uncertainty is calculated at the 95% confidence level (1.96-sigma).

Column headers are defined as follows:

DF: Dilution Factor Lc/LC: Critical Level
DL: Detection Limit PF: Prep Factor
MDA: Minimum Detectable Activity RL: Reporting Limit
MDC: Minimum Detectable Concentration SQL: Sample Quantitation Limit

GEL LABORATORIES LLC

2040 Savage Road Charleston SC 29407 - (843) 556-8171 - www.gel.com

Certificate of Analysis

Report Date: March 16, 2023

Company : Santee Cooper
 Address : P.O. Box 2946101
 OCO3
 Moncks Corner, South Carolina 29461
 Contact: Ms. Jeanette Gilmetti
 Project: ABS Lab Analytical

Client Sample ID: AF56396	Project: SOOP00119
Sample ID: 611428006	Client ID: SOOP001
Matrix: Ground Water	
Collect Date: 15-FEB-23 13:21	
Receive Date: 17-FEB-23	
Collector: Client	

Parameter	Qualifier	Result	Uncertainty	MDC	RL	Units	PF	DF	Analyst	Date	Time	Batch	Method
Rad Gas Flow Proportional Counting													
GFPC, Ra228, Liquid "As Received"													
Radium-228	U	1.33	+/-0.985	1.53	3.00	pCi/L		JE1	03/14/23	1216	2390110		1
Radium-226+Radium-228 Calculation "See Parent Products"													
Radium-226+228 Sum		2.51	+/-1.06			pCi/L		NXL1	03/16/23	1404	2394229		2
Rad Radium-226													
Lucas Cell, Ra226, Liquid "As Received"													
Radium-226		1.18	+/-0.396	0.298	1.00	pCi/L		LXP1	03/16/23	1008	2390103		3

The following Analytical Methods were performed:

Method	Description	Analyst Comments
1	EPA 904.0/SW846 9320 Modified	
2	Calculation	
3	EPA 903.1 Modified	

Surrogate/Tracer Recovery	Test	Result	Nominal	Recovery%	Acceptable Limits
Barium-133 Tracer	GFPC, Ra228, Liquid "As Received"			78	(15%-125%)

Notes:

Counting Uncertainty is calculated at the 95% confidence level (1.96-sigma).

Column headers are defined as follows:

DF: Dilution Factor	Lc/LC: Critical Level
DL: Detection Limit	PF: Prep Factor
MDA: Minimum Detectable Activity	RL: Reporting Limit
MDC: Minimum Detectable Concentration	SQL: Sample Quantitation Limit

GEL LABORATORIES LLC

2040 Savage Road Charleston SC 29407 - (843) 556-8171 - www.gel.com

Certificate of Analysis

Report Date: March 16, 2023

Company : Santee Cooper
 Address : P.O. Box 2946101
 OCO3
 Moncks Corner, South Carolina 29461
 Contact: Ms. Jeanette Gilmetti
 Project: ABS Lab Analytical

Client Sample ID: AF56394	Project: SOOP00119
Sample ID: 611428007	Client ID: SOOP001
Matrix: Ground Water	
Collect Date: 14-FEB-23 12:33	
Receive Date: 17-FEB-23	
Collector: Client	

Parameter	Qualifier	Result	Uncertainty	MDC	RL	Units	PF	DF	Analyst	Date	Time	Batch	Method
Rad Gas Flow Proportional Counting													
GFPC, Ra228, Liquid "As Received"													
Radium-228	U	1.40	+/-1.44	2.39	3.00	pCi/L		JE1	03/14/23	1216	2390110		1
Radium-226+Radium-228 Calculation "See Parent Products"													
Radium-226+228 Sum		1.48	+/-1.44			pCi/L		NXL1	03/16/23	1404	2394229		2
Rad Radium-226													
Lucas Cell, Ra226, Liquid "As Received"													
Radium-226	U	0.0794	+/-0.137	0.254	1.00	pCi/L		LXP1	03/16/23	1008	2390103		3

The following Analytical Methods were performed:

Method	Description	Analyst Comments
1	EPA 904.0/SW846 9320 Modified	
2	Calculation	
3	EPA 903.1 Modified	

Surrogate/Tracer	Recovery	Test	Result	Nominal	Recovery%	Acceptable Limits
Barium-133 Tracer		GFPC, Ra228, Liquid "As Received"			70.8	(15%-125%)

Notes:

Counting Uncertainty is calculated at the 95% confidence level (1.96-sigma).

Column headers are defined as follows:

DF: Dilution Factor	Lc/LC: Critical Level
DL: Detection Limit	PF: Prep Factor
MDA: Minimum Detectable Activity	RL: Reporting Limit
MDC: Minimum Detectable Concentration	SQL: Sample Quantitation Limit

GEL LABORATORIES LLC

2040 Savage Road Charleston SC 29407 - (843) 556-8171 - www.gel.com

Certificate of Analysis

Report Date: March 16, 2023

Company : Santee Cooper
 Address : P.O. Box 2946101
 OCO3
 Moncks Corner, South Carolina 29461
 Contact: Ms. Jeanette Gilmetti
 Project: ABS Lab Analytical

Client Sample ID: AF56431	Project: SOOP00119
Sample ID: 611428008	Client ID: SOOP001
Matrix: Ground Water	
Collect Date: 14-FEB-23 13:51	
Receive Date: 17-FEB-23	
Collector: Client	

Parameter	Qualifier	Result	Uncertainty	MDC	RL	Units	PF	DF	Analyst	Date	Time	Batch	Method
Rad Gas Flow Proportional Counting													
GFPC, Ra228, Liquid "As Received"													
Radium-228	U	1.18	+/-0.939	1.47	3.00	pCi/L		JE1	03/14/23	1217	2390110		1
Radium-226+Radium-228 Calculation "See Parent Products"													
Radium-226+228 Sum		1.84	+/-0.982			pCi/L		NXL1	03/16/23	1404	2394229		2
Rad Radium-226													
Lucas Cell, Ra226, Liquid "As Received"													
Radium-226		0.668	+/-0.289	0.267	1.00	pCi/L		LXP1	03/16/23	1008	2390103		3

The following Analytical Methods were performed:

Method	Description	Analyst Comments
1	EPA 904.0/SW846 9320 Modified	
2	Calculation	
3	EPA 903.1 Modified	

Surrogate/Tracer Recovery	Test	Result	Nominal	Recovery%	Acceptable Limits
Barium-133 Tracer	GFPC, Ra228, Liquid "As Received"			74.2	(15%-125%)

Notes:

Counting Uncertainty is calculated at the 95% confidence level (1.96-sigma).

Column headers are defined as follows:

DF: Dilution Factor	Lc/LC: Critical Level
DL: Detection Limit	PF: Prep Factor
MDA: Minimum Detectable Activity	RL: Reporting Limit
MDC: Minimum Detectable Concentration	SQL: Sample Quantitation Limit

GEL LABORATORIES LLC

2040 Savage Road Charleston SC 29407 - (843) 556-8171 - www.gel.com

Certificate of Analysis

Report Date: March 16, 2023

Company : Santee Cooper
 Address : P.O. Box 2946101
 OCO3
 Moncks Corner, South Carolina 29461
 Contact: Ms. Jeanette Gilmetti
 Project: ABS Lab Analytical

Client Sample ID: AF56432	Project: SOOP00119
Sample ID: 611428009	Client ID: SOOP001
Matrix: Ground Water	
Collect Date: 14-FEB-23 15:22	
Receive Date: 17-FEB-23	
Collector: Client	

Parameter	Qualifier	Result	Uncertainty	MDC	RL	Units	PF	DF	Analyst	Date	Time Batch	Method
Rad Gas Flow Proportional Counting												
GFPC, Ra228, Liquid "As Received"												
Radium-228		1.80	+/-1.13	1.70	3.00	pCi/L		JE1	03/14/23	1217	2390110	1
Radium-226+Radium-228 Calculation "See Parent Products"												
Radium-226+228 Sum		3.51	+/-1.24			pCi/L		NXL1	03/16/23	1404	2394229	2
Rad Radium-226												
Lucas Cell, Ra226, Liquid "As Received"												
Radium-226		1.71	+/-0.498	0.477	1.00	pCi/L		LXP1	03/16/23	1008	2390103	3

The following Analytical Methods were performed:

Method	Description	Analyst Comments
1	EPA 904.0/SW846 9320 Modified	
2	Calculation	
3	EPA 903.1 Modified	

Surrogate/Tracer Recovery	Test	Result	Nominal	Recovery%	Acceptable Limits
Barium-133 Tracer	GFPC, Ra228, Liquid "As Received"			72	(15%-125%)

Notes:

Counting Uncertainty is calculated at the 95% confidence level (1.96-sigma).

Column headers are defined as follows:

- | | |
|---------------------------------------|--------------------------------|
| DF: Dilution Factor | Lc/LC: Critical Level |
| DL: Detection Limit | PF: Prep Factor |
| MDA: Minimum Detectable Activity | RL: Reporting Limit |
| MDC: Minimum Detectable Concentration | SQL: Sample Quantitation Limit |

GEL LABORATORIES LLC

2040 Savage Road Charleston, SC 29407 - (843) 556-8171 - www.gel.com

QC Summary

Report Date: March 16, 2023

Page 1 of 2

Santee Cooper
P.O. Box 2946101
OCO3
Moncks Corner, South Carolina
Contact: Ms. Jeanette Gilmetti

Workorder: 611428

Parmname	NOM	Sample	Qual	QC	Units	RPD%	REC%	Range	Anlst	Date	Time
Rad Gas Flow											
Batch	2390110										
QC1205331121	611428001	DUP									
Radium-228	U	1.13	U	0.494	pCi/L	N/A		N/A	JE1	03/14/23	12:15
	Uncertainty	+/-1.35		+/-0.911							
QC1205331122	LCS										
Radium-228	62.8			64.6	pCi/L		103	(75%-125%)		03/14/23	12:15
	Uncertainty			+/-4.30							
QC1205331120	MB										
Radium-228			U	1.16	pCi/L					03/14/23	12:15
	Uncertainty			+/-1.36							
Rad Ra-226											
Batch	2390103										
QC1205331090	611428001	DUP									
Radium-226		0.677		0.445	pCi/L	41.4		(0% - 100%)	LXP1	03/16/23	10:40
	Uncertainty	+/-0.308		+/-0.291							
QC1205331092	LCS										
Radium-226	26.5			23.0	pCi/L		86.6	(75%-125%)		03/16/23	10:40
	Uncertainty			+/-1.52							
QC1205331089	MB										
Radium-226			U	0.264	pCi/L					03/16/23	10:08
	Uncertainty			+/-0.216							
QC1205331091	611428001	MS									
Radium-226	260	0.677		213	pCi/L		81.6	(75%-125%)		03/16/23	10:40
	Uncertainty	+/-0.308		+/-9.99							

- Notes:**
- Counting Uncertainty is calculated at the 95% confidence level (1.96-sigma).
 - The Qualifiers in this report are defined as follows:
 - U Analyte was analyzed for, but not detected above the MDL, MDA, MDC or LOD.
 - J Value is estimated
 - X Consult Case Narrative, Data Summary package, or Project Manager concerning this qualifier
 - H Analytical holding time was exceeded
 - < Result is less than value reported

GEL LABORATORIES LLC

2040 Savage Road Charleston, SC 29407 - (843) 556-8171 - www.gel.com

QC Summary

Workorder: 611428

Page 2 of 2

Parmname	NOM	Sample	Qual	QC	Units	RPD%	REC%	Range	Anlst	Date	Time
>											
UI											
BD											
h											
R											
^											
N/A											
ND											
M											
NJ											
FA											
UJ											
Q											
K											
UL											
L											
NI											
Y											
**											
M											
J											

N/A indicates that spike recovery limits do not apply when sample concentration exceeds spike conc. by a factor of 4 or more or %RPD not applicable.

^ The Relative Percent Difference (RPD) obtained from the sample duplicate (DUP) is evaluated against the acceptance criteria when the sample is greater than five times (5X) the contract required detection limit (RL). In cases where either the sample or duplicate value is less than 5X the RL, a control limit of +/- the RL is used to evaluate the DUP result.

* Indicates that a Quality Control parameter was not within specifications.

For PS, PSD, and SDILT results, the values listed are the measured amounts, not final concentrations.

Where the analytical method has been performed under NELAP certification, the analysis has met all of the requirements of the NELAC standard unless qualified on the QC Summary.

**Radiochemistry
Technical Case Narrative
Santee Cooper
SDG #: 611428**

Product: GFPC, Ra228, Liquid

Analytical Method: EPA 904.0/SW846 9320 Modified

Analytical Procedure: GL-RAD-A-063 REV# 5

Analytical Batch: 2390110

The following samples were analyzed using the above methods and analytical procedure(s).

<u>GEL Sample ID#</u>	<u>Client Sample Identification</u>
611428001	AF56397
611428002	AF56400
611428003	AF56442
611428004	AF56443
611428005	AF56395
611428006	AF56396
611428007	AF56394
611428008	AF56431
611428009	AF56432
1205331120	Method Blank (MB)
1205331121	611428001(AF56397) Sample Duplicate (DUP)
1205331122	Laboratory Control Sample (LCS)

The samples in this SDG were analyzed on an "as received" basis.

Data Summary:

There are no exceptions, anomalies or deviations from the specified methods. All sample data provided in this report met the acceptance criteria specified in the analytical methods and procedures for initial calibration, continuing calibration, instrument controls and process controls where applicable.

Product: Lucas Cell, Ra226, Liquid

Analytical Method: EPA 903.1 Modified

Analytical Procedure: GL-RAD-A-008 REV# 15

Analytical Batch: 2390103

The following samples were analyzed using the above methods and analytical procedure(s).

<u>GEL Sample ID#</u>	<u>Client Sample Identification</u>
611428001	AF56397
611428002	AF56400
611428003	AF56442
611428004	AF56443
611428005	AF56395
611428006	AF56396
611428007	AF56394

611428008	AF56431
611428009	AF56432
1205331089	Method Blank (MB)
1205331090	611428001(AF56397) Sample Duplicate (DUP)
1205331091	611428001(AF56397) Matrix Spike (MS)
1205331092	Laboratory Control Sample (LCS)

The samples in this SDG were analyzed on an "as received" basis.

Data Summary:

All sample data provided in this report met the acceptance criteria specified in the analytical methods and procedures for initial calibration, continuing calibration, instrument controls and process controls where applicable, with the following exceptions.

Miscellaneous Information

Additional Comments

The matrix spike, 1205331091 (AF56397MS), aliquot was reduced to conserve sample volume.

Certification Statement

Where the analytical method has been performed under NELAP certification, the analysis has met all of the requirements of the NELAC standard unless otherwise noted in the analytical case narrative.

RAD 3/17/23

Contract Lab Info: GEL Contract Lab Due Date (Lab Only): 2 / 27 / 23 Send report to lcwillia@santecooper.com & sjbrown@santecooper.com



Chain of Custody

611426 / 611428
Customer Email/Report Recipient:

Date Results Needed by:

Project/Task/Unit #:

Rerun request for any flagged QC

LCWILLIA @santecooper.com

125715 / JM02.09. G01.1 / 36500

Yes No

Analysis Group

Labworks ID # (Internal use only)	Sample Location/ Description	Collection Date	Collection Time	Sample Collector	Total # of containers	Bottle type: (Glass- G/Plastic-P)	Grab (G) or Composite (C)	Matrix (see below)	Preservative (see below)	Comments	TOC/DOC	TOTAL ALK BICARB, CARB	SULFIDE	RAD 226/228	N03/N02
AF56397	WAP-4	2/16/23	1053	ZDM MDG	7	P+ G	G	GW	*	* SULFIDE HAS SHORT HOLD.	2	1	1	2	1
400	WAP-7		1255												
442	WLF-A2-6		1407							* PRESERVATIVES					
443	WLF-A2-6 DUP		1412							TOC H2SO4 SULFIDE ZINC ACETATE, NaOH					
AF 56395	WAP-2	2/15/23	1136	ZDM ML						RAD HNO3 <4°C					
96	WAP 3		1321												
AF56394	WAP-1	2/14/23	1233		6					ALKAL-TOTAL, BICARB, CARB	2	1	1	2	
431	WBW-1		1351							RAD - INCLUDE TOTAL CALCULATION					
432	WBW-A1-1		1522												

Relinquished by:	Employee#	Date	Time	Received by:	Employee #	Date	Time
<i>SJB</i>	35594	2/17/23	0950	<i>GEL</i>	GEL	2/17/23	0950
<i>GEL</i>	611428	2-17-23	1415	<i>MAT</i>	GEL	02-17-23	1545

Sample Receiving (Internal Use Only)
TEMP (°C): _____ Initial: _____
Correct pH: Yes No
Preservative Lot#: _____
Date/Time/Init for preservative: _____

<input type="checkbox"/> METALS (all) <input type="checkbox"/> Ag <input type="checkbox"/> Cu <input type="checkbox"/> Sb <input type="checkbox"/> Al <input type="checkbox"/> Fe <input type="checkbox"/> Se <input type="checkbox"/> As <input type="checkbox"/> K <input type="checkbox"/> Sn <input type="checkbox"/> B <input type="checkbox"/> Li <input type="checkbox"/> Sr <input type="checkbox"/> Ba <input type="checkbox"/> Mg <input type="checkbox"/> Ti <input type="checkbox"/> Be <input type="checkbox"/> Mn <input type="checkbox"/> Tl <input type="checkbox"/> Ca <input type="checkbox"/> Mo <input type="checkbox"/> V <input type="checkbox"/> Cd <input type="checkbox"/> Na <input type="checkbox"/> Zn <input type="checkbox"/> Co <input type="checkbox"/> Ni <input type="checkbox"/> Hg <input type="checkbox"/> Cr <input type="checkbox"/> Pb <input type="checkbox"/> CrVI	Nutrients <input type="checkbox"/> TOC <input type="checkbox"/> DOC <input type="checkbox"/> TP/TPO4 <input type="checkbox"/> NH3-N <input type="checkbox"/> F <input type="checkbox"/> Cl <input type="checkbox"/> NO2 <input type="checkbox"/> Br <input type="checkbox"/> NO3 <input type="checkbox"/> SO4	MISC. <input type="checkbox"/> BTEX <input type="checkbox"/> Napthalene <input type="checkbox"/> THM/HAA <input type="checkbox"/> VOC <input type="checkbox"/> Oil & Grease <input type="checkbox"/> E. Coli <input type="checkbox"/> Total Coliform <input type="checkbox"/> pH <input type="checkbox"/> Dissolved As <input type="checkbox"/> Dissolved Fe <input type="checkbox"/> Rad 226 <input type="checkbox"/> Rad 228 <input type="checkbox"/> PCB	Gypsum <input type="checkbox"/> Wallboard Gypsum(all below) <input type="checkbox"/> AIM <input type="checkbox"/> TOC <input type="checkbox"/> Total metals <input type="checkbox"/> Soluble Metals <input type="checkbox"/> Purity (CaSO4) <input type="checkbox"/> % Moisture <input type="checkbox"/> Sulfites <input type="checkbox"/> pH <input type="checkbox"/> Chlorides <input type="checkbox"/> Particle Size <input type="checkbox"/> Sulfur	Coal <input type="checkbox"/> Ultimate <input type="checkbox"/> % Moisture <input type="checkbox"/> Ash <input type="checkbox"/> Sulfur <input type="checkbox"/> BTUs <input type="checkbox"/> Volatile Matter <input type="checkbox"/> CHN Other Tests: <input type="checkbox"/> XRF Scan <input type="checkbox"/> HGI <input type="checkbox"/> Fineness <input type="checkbox"/> Particulate Matter	Flyash <input type="checkbox"/> Ammonia <input type="checkbox"/> LOI <input type="checkbox"/> % Carbon <input type="checkbox"/> Mineral Analysis <input type="checkbox"/> Sieve <input type="checkbox"/> % Moisture NPDES <input type="checkbox"/> Oil & Grease <input type="checkbox"/> As <input type="checkbox"/> TSS	Oil <input type="checkbox"/> Trans. Oil Qual. <input type="checkbox"/> %Moisture <input type="checkbox"/> Color <input type="checkbox"/> Acidity <input type="checkbox"/> Dielectric Strength <input type="checkbox"/> IFT <input type="checkbox"/> Dissolved Gases <input type="checkbox"/> Used Oil <input type="checkbox"/> Flashpoint <input type="checkbox"/> Metals in oil (As,Cd,Cr,Ni,Pb Hg) <input type="checkbox"/> TX <input type="checkbox"/> GOFER
--	--	---	--	---	--	--

Matrix codes: GW-groundwater, DW-drinking water, SW-surface water, WW-waste water, BW-boiler water, L-limestone, Oil-oil, S-Soil, SL-solid, C-coal, G-gypsum, FA-flyash, BA-bottom ash, M-misc (describe in comment section)
Preservative code- 1=<4°C 2=HNO3 3=H2SO4 4-HCl 5=Na2S2O3 6-Other (Specify)

SAMPLE RECEIPT & REVIEW FORM

Client: <u>COOP</u>		SDG/AR/COC/Work Order: <u>611426 / 611428</u>	
Received By: <u>MVH</u>		Date Received: <u>02-11-2023</u>	
Carrier and Tracking Number		Circle Applicable: FedEx Express FedEx Ground UPS Field Services <u>Courier</u> Other	
		<u>cooler 2 - 6°C</u> <u>cooler 1 - 18°C</u>	
Suspected Hazard Information		Yes	No
*If Net Counts > 100cpm on samples not marked "radioactive", contact the Radiation Safety Group for further investigation.			
A) Shipped as a DOT Hazardous?		<input checked="" type="checkbox"/>	Hazard Class Shipped: _____ UN#: _____ If UN2910, Is the Radioactive Shipment Survey Compliant? Yes ___ No ___
B) Did the client designate the samples are to be received as radioactive?		<input checked="" type="checkbox"/>	COC notation or radioactive stickers on containers equal client designation.
C) Did the RSO classify the samples as radioactive?		<input checked="" type="checkbox"/>	Maximum Net Counts Observed* (Observed Counts - Area Background Counts): <u>0</u> CPM/mR/Hr Classified as: Rad 1 Rad 2 Rad 3
D) Did the client designate samples are hazardous?		<input checked="" type="checkbox"/>	COC notation or hazard labels on containers equal client designation.
E) Did the RSO identify possible hazards?		<input checked="" type="checkbox"/>	If D or E is yes, select Hazards below. PCB's Flammable Foreign Soil RCRA Asbestos Beryllium Other:
Sample Receipt Criteria		Yes	No
1 Shipping containers received intact and sealed?		<input checked="" type="checkbox"/>	<input checked="" type="checkbox"/>
2 Chain of custody documents included with shipment?		<input checked="" type="checkbox"/>	<input checked="" type="checkbox"/>
3 Samples requiring cold preservation within (0 ≤ 6 deg. C)?*		<input checked="" type="checkbox"/>	<input checked="" type="checkbox"/>
4 Daily check performed and passed on IR temperature gun?		<input checked="" type="checkbox"/>	<input checked="" type="checkbox"/>
5 Sample containers intact and sealed?		<input checked="" type="checkbox"/>	<input checked="" type="checkbox"/>
6 Samples requiring chemical preservation at proper pH?		<input checked="" type="checkbox"/>	<input checked="" type="checkbox"/>
7 Do any samples require Volatile Analysis?		<input checked="" type="checkbox"/>	<input checked="" type="checkbox"/>
8 Samples received within holding time?		<input checked="" type="checkbox"/>	<input checked="" type="checkbox"/>
9 Sample ID's on COC match ID's on bottles?		<input checked="" type="checkbox"/>	<input checked="" type="checkbox"/>
10 Date & time on COC match date & time on bottles?		<input checked="" type="checkbox"/>	<input checked="" type="checkbox"/>
11 Number of containers received match number indicated on COC?		<input checked="" type="checkbox"/>	<input checked="" type="checkbox"/>
12 Are sample containers identifiable as GEL provided by use of GEL labels?		<input checked="" type="checkbox"/>	<input checked="" type="checkbox"/>
13 COC form is properly signed in relinquished/received sections?		<input checked="" type="checkbox"/>	<input checked="" type="checkbox"/>
Comments (Use Continuation Form if needed):			

PM (or PMA) review: Initials MVH Date 2/20/23 Page 1 of 1

List of current GEL Certifications as of 16 March 2023

State	Certification
Alabama	42200
Alaska	17-018
Alaska Drinking Water	SC00012
Arkansas	88-0651
CLIA	42D0904046
California	2940
Colorado	SC00012
Connecticut	PH-0169
DoD ELAP/ ISO17025 A2LA	2567.01
Florida NELAP	E87156
Foreign Soils Permit	P330-15-00283, P330-15-00253
Georgia	SC00012
Georgia SDWA	967
Hawaii	SC00012
Idaho	SC00012
Illinois NELAP	200029
Indiana	C-SC-01
Kansas NELAP	E-10332
Kentucky SDWA	90129
Kentucky Wastewater	90129
Louisiana Drinking Water	LA024
Louisiana NELAP	03046 (AI33904)
Maine	2019020
Maryland	270
Massachusetts	M-SC012
Massachusetts PFAS Approv	Letter
Michigan	9976
Mississippi	SC00012
Nebraska	NE-OS-26-13
Nevada	SC000122023-4
New Hampshire NELAP	2054
New Jersey NELAP	SC002
New Mexico	SC00012
New York NELAP	11501
North Carolina	233
North Carolina SDWA	45709
North Dakota	R-158
Oklahoma	2022-160
Pennsylvania NELAP	68-00485
Puerto Rico	SC00012
S. Carolina Radiochem	10120002
Sanitation Districts of L	9255651
South Carolina Chemistry	10120001
Tennessee	TN 02934
Texas NELAP	T104704235-22-20
Utah NELAP	SC000122022-37
Vermont	VT87156
Virginia NELAP	460202
Washington	C780



March 14, 2023

Ms. Jeanette Gilmetti
Santee Cooper
P.O. Box 2946101
OCO3
Moncks Corner, South Carolina 29461

Re: ABS Lab Analytical
Work Order: 612999

Dear Ms. Gilmetti:

GEL Laboratories, LLC (GEL) appreciates the opportunity to provide the enclosed analytical results for the sample(s) we received on March 03, 2023. This original data report has been prepared and reviewed in accordance with GEL's standard operating procedures.

The samples were delivered with proper chain of custody documentation and signatures. All sample containers arrived without any visible signs of tampering or breakage. There are no additional comments concerning sample receipt.

Test results for NELAP or ISO 17025 accredited tests are verified to meet the requirements of those standards, with any exceptions noted. The results reported relate only to the items tested and to the sample as received by the laboratory. These results may not be reproduced except as full reports without approval by the laboratory. Copies of GEL's accreditations and certifications can be found on our website at www.gel.com.

Our policy is to provide high quality, personalized analytical services to enable you to meet your analytical needs on time every time. We trust that you will find everything in order and to your satisfaction. If you have any questions, please do not hesitate to call me at (843) 556-8171, ext. 4289.

Sincerely,

Heather Millar for
Julie Robinson
Project Manager

Purchase Order: 398684
Enclosures



GEL LABORATORIES LLC

2040 Savage Road Charleston SC 29407 - (843) 556-8171 - www.gel.com

Certificate of Analysis Report for

SOOP001 Santee Cooper

Client SDG: 612999 GEL Work Order: 612999

The Qualifiers in this report are defined as follows:

- * A quality control analyte recovery is outside of specified acceptance criteria
- ** Analyte is a Tracer compound
- ** Analyte is a surrogate compound
- U Analyte was analyzed for, but not detected above the MDL, MDA, MDC or LOD.

Where the analytical method has been performed under NELAP certification, the analysis has met all of the requirements of the NELAC standard unless qualified on the Certificate of Analysis.

The designation ND, if present, appears in the result column when the analyte concentration is not detected above the limit as defined in the 'U' qualifier above.

This data report has been prepared and reviewed in accordance with GEL Laboratories LLC standard operating procedures. Please direct any questions to your Project Manager, Julie Robinson.

Reviewed by

Heather Millar

GEL LABORATORIES LLC

2040 Savage Road Charleston SC 29407 - (843) 556-8171 - www.gel.com

Certificate of Analysis

Report Date: March 14, 2023

Company : Santee Cooper
Address : P.O. Box 2946101
OCO3
Moncks Corner, South Carolina 29461
Contact: Ms. Jeanette Gilmetti
Project: ABS Lab Analytical

Client Sample ID: AF56433 Project: SOOP00119
Sample ID: 612999001 Client ID: SOOP001
Matrix: GW
Collect Date: 28-FEB-23 12:58
Receive Date: 03-MAR-23
Collector: Client

Parameter	Qualifier	Result	DL	RL	Units	PF	DF	Analyst	Date	Time	Batch	Method
Carbon Analysis												
SM 5310 B Total Organic Carbon "As Received"												
Total Organic Carbon Average		13.0	0.330	1.00	mg/L		1	TSM	03/11/23	0321	2394332	1
Spectrometric Analysis												
SM 4500-S(2-) D Sulfide "As Received"												
Total Sulfide	U	ND	0.0330	0.100	mg/L		1	HH2	03/07/23	1510	2394295	2
Titration and Ion Analysis												
SM 2320B Total Alkalinity "As Received"												
Alkalinity, Total as CaCO3		322	2.42	6.67	mg/L			MS3	03/09/23	1341	2393625	3
Bicarbonate alkalinity (CaCO3)		322	2.42	6.67	mg/L							
Carbonate alkalinity (CaCO3)	U	ND	2.42	6.67	mg/L							

The following Analytical Methods were performed:

Method	Description	Analyst Comments
1	SM 5310 B	
2	SM 4500-S (2-) D	
3	SM 2320B	

Notes:

Column headers are defined as follows:

DF: Dilution Factor Lc/LC: Critical Level
DL: Detection Limit PF: Prep Factor
MDA: Minimum Detectable Activity RL: Reporting Limit
MDC: Minimum Detectable Concentration SQL: Sample Quantitation Limit

GEL LABORATORIES LLC

2040 Savage Road Charleston SC 29407 - (843) 556-8171 - www.gel.com

Certificate of Analysis

Report Date: March 14, 2023

Company : Santee Cooper
Address : P.O. Box 2946101
OCO3
Moncks Corner, South Carolina 29461
Contact: Ms. Jeanette Gilmetti
Project: ABS Lab Analytical

Client Sample ID: AF56433 Project: SOOP00119
Sample ID: 612999002 Client ID: SOOP001
Matrix: GW
Collect Date: 28-FEB-23 12:58
Receive Date: 03-MAR-23
Collector: Client

Parameter	Qualifier	Result	DL	RL	Units	PF	DF	Analyst	Date	Time	Batch	Method
Carbon Analysis												
SM 5310 B Dissolved Organic Carbon "As Received"												
Dissolved Organic Carbon Average		12.4	0.330	1.00	mg/L		1	TSM	03/10/23	1641	2394833	1

The following Prep Methods were performed:

Method	Description	Analyst	Date	Time	Prep Batch
EPA 160	Laboratory Filtration - DOC	TSM	03/07/23	1150	2394325

The following Analytical Methods were performed:

Method	Description	Analyst Comments
1	SM 5310 B	

Notes:

Column headers are defined as follows:

DF: Dilution Factor Lc/LC: Critical Level
DL: Detection Limit PF: Prep Factor
MDA: Minimum Detectable Activity RL: Reporting Limit
MDC: Minimum Detectable Concentration SQL: Sample Quantitation Limit

GEL LABORATORIES LLC

2040 Savage Road Charleston SC 29407 - (843) 556-8171 - www.gel.com

Certificate of Analysis

Report Date: March 14, 2023

Company : Santee Cooper
Address : P.O. Box 2946101
OCO3
Moncks Corner, South Carolina 29461
Contact: Ms. Jeanette Gilmetti
Project: ABS Lab Analytical

Client Sample ID: AF56435 Project: SOOP00119
Sample ID: 612999003 Client ID: SOOP001
Matrix: GW
Collect Date: 28-FEB-23 11:44
Receive Date: 03-MAR-23
Collector: Client

Parameter	Qualifier	Result	DL	RL	Units	PF	DF	Analyst	Date	Time	Batch	Method
Carbon Analysis												
SM 5310 B Total Organic Carbon "As Received"												
Total Organic Carbon Average		1.14	0.330	1.00	mg/L		1	TSM	03/11/23	0341	2394332	1
Spectrometric Analysis												
SM 4500-S(2-) D Sulfide "As Received"												
Total Sulfide	U	ND	0.0330	0.100	mg/L		1	HH2	03/07/23	1510	2394295	2
Titration and Ion Analysis												
SM 2320B Total Alkalinity "As Received"												
Alkalinity, Total as CaCO3	U	ND	1.45	4.00	mg/L			MS3	03/09/23	1351	2393625	3
Bicarbonate alkalinity (CaCO3)	U	ND	1.45	4.00	mg/L							
Carbonate alkalinity (CaCO3)	U	ND	1.45	4.00	mg/L							

The following Analytical Methods were performed:

Method	Description	Analyst Comments
1	SM 5310 B	
2	SM 4500-S (2-) D	
3	SM 2320B	

Notes:

Column headers are defined as follows:

DF: Dilution Factor Lc/LC: Critical Level
DL: Detection Limit PF: Prep Factor
MDA: Minimum Detectable Activity RL: Reporting Limit
MDC: Minimum Detectable Concentration SQL: Sample Quantitation Limit

GEL LABORATORIES LLC

2040 Savage Road Charleston SC 29407 - (843) 556-8171 - www.gel.com

Certificate of Analysis

Report Date: March 14, 2023

Company : Santee Cooper
Address : P.O. Box 2946101
OCO3
Moncks Corner, South Carolina 29461
Contact: Ms. Jeanette Gilmetti
Project: ABS Lab Analytical

Client Sample ID: AF56435 Project: SOOP00119
Sample ID: 612999004 Client ID: SOOP001
Matrix: GW
Collect Date: 28-FEB-23 11:44
Receive Date: 03-MAR-23
Collector: Client

Parameter	Qualifier	Result	DL	RL	Units	PF	DF	Analyst	Date	Time	Batch	Method
Carbon Analysis												
SM 5310 B Dissolved Organic Carbon "As Received"												
Dissolved Organic Carbon Average		1.92	0.330	1.00	mg/L		1	TSM	03/10/23	1740	2394833	1

The following Prep Methods were performed:

Method	Description	Analyst	Date	Time	Prep Batch
EPA 160	Laboratory Filtration - DOC	TSM	03/07/23	1150	2394325

The following Analytical Methods were performed:

Method	Description	Analyst Comments
1	SM 5310 B	

Notes:

Column headers are defined as follows:

DF: Dilution Factor
DL: Detection Limit
MDA: Minimum Detectable Activity
MDC: Minimum Detectable Concentration
Lc/LC: Critical Level
PF: Prep Factor
RL: Reporting Limit
SQL: Sample Quantitation Limit

GEL LABORATORIES LLC

2040 Savage Road Charleston SC 29407 - (843) 556-8171 - www.gel.com

Certificate of Analysis

Report Date: March 14, 2023

Company : Santee Cooper
Address : P.O. Box 2946101
OCO3
Moncks Corner, South Carolina 29461
Contact: Ms. Jeanette Gilmetti
Project: ABS Lab Analytical

Client Sample ID: AF56436 Project: SOOP00119
Sample ID: 612999005 Client ID: SOOP001
Matrix: GW
Collect Date: 28-FEB-23 10:19
Receive Date: 03-MAR-23
Collector: Client

Parameter	Qualifier	Result	DL	RL	Units	PF	DF	Analyst	Date	Time	Batch	Method
Carbon Analysis												
SM 5310 B Total Organic Carbon "As Received"												
Total Organic Carbon Average		9.67	0.330	1.00	mg/L		1	TSM	03/11/23	0423	2394332	1
Spectrometric Analysis												
SM 4500-S(2-) D Sulfide "As Received"												
Total Sulfide	U	ND	0.0330	0.100	mg/L		1	HH2	03/07/23	1511	2394295	2
Titration and Ion Analysis												
SM 2320B Total Alkalinity "As Received"												
Alkalinity, Total as CaCO3		118	1.45	4.00	mg/L			MS3	03/09/23	1355	2393625	3
Bicarbonate alkalinity (CaCO3)		118	1.45	4.00	mg/L							
Carbonate alkalinity (CaCO3)	U	ND	1.45	4.00	mg/L							

The following Analytical Methods were performed:

Method	Description	Analyst Comments
1	SM 5310 B	
2	SM 4500-S (2-) D	
3	SM 2320B	

Notes:

Column headers are defined as follows:

DF: Dilution Factor Lc/LC: Critical Level
DL: Detection Limit PF: Prep Factor
MDA: Minimum Detectable Activity RL: Reporting Limit
MDC: Minimum Detectable Concentration SQL: Sample Quantitation Limit

GEL LABORATORIES LLC

2040 Savage Road Charleston SC 29407 - (843) 556-8171 - www.gel.com

Certificate of Analysis

Report Date: March 14, 2023

Company : Santee Cooper
Address : P.O. Box 2946101
OCO3
Moncks Corner, South Carolina 29461
Contact: Ms. Jeanette Gilmetti
Project: ABS Lab Analytical

Client Sample ID: AF56436 Project: SOOP00119
Sample ID: 612999006 Client ID: SOOP001
Matrix: GW
Collect Date: 28-FEB-23 10:19
Receive Date: 03-MAR-23
Collector: Client

Parameter	Qualifier	Result	DL	RL	Units	PF	DF	Analyst	Date	Time	Batch	Method
Carbon Analysis												
SM 5310 B Dissolved Organic Carbon "As Received"												
Dissolved Organic Carbon Average		10.1	0.330	1.00	mg/L		1	TSM	03/10/23	1800	2394833	1

The following Prep Methods were performed:

Method	Description	Analyst	Date	Time	Prep Batch
EPA 160	Laboratory Filtration - DOC	TSM	03/07/23	1150	2394325

The following Analytical Methods were performed:

Method	Description	Analyst Comments
1	SM 5310 B	

Notes:

Column headers are defined as follows:

DF: Dilution Factor Lc/LC: Critical Level
DL: Detection Limit PF: Prep Factor
MDA: Minimum Detectable Activity RL: Reporting Limit
MDC: Minimum Detectable Concentration SQL: Sample Quantitation Limit

GEL LABORATORIES LLC

2040 Savage Road Charleston SC 29407 - (843) 556-8171 - www.gel.com

Certificate of Analysis

Report Date: March 14, 2023

Company : Santee Cooper
Address : P.O. Box 2946101
OCO3
Moncks Corner, South Carolina 29461
Contact: Ms. Jeanette Gilmetti
Project: ABS Lab Analytical

Client Sample ID: AF56437 Project: SOOP00119
Sample ID: 612999007 Client ID: SOOP001
Matrix: GW
Collect Date: 28-FEB-23 10:24
Receive Date: 03-MAR-23
Collector: Client

Parameter	Qualifier	Result	DL	RL	Units	PF	DF	Analyst	Date	Time	Batch	Method
Carbon Analysis												
SM 5310 B Total Organic Carbon "As Received"												
Total Organic Carbon Average		10.2	0.330	1.00	mg/L		1	TSM	03/11/23	0443	2394332	1
Spectrometric Analysis												
SM 4500-S(2-) D Sulfide "As Received"												
Total Sulfide	U	ND	0.0330	0.100	mg/L		1	HH2	03/07/23	1511	2394295	2
Titration and Ion Analysis												
SM 2320B Total Alkalinity "As Received"												
Alkalinity, Total as CaCO3		126	1.45	4.00	mg/L			MS3	03/09/23	1358	2393625	3
Bicarbonate alkalinity (CaCO3)		126	1.45	4.00	mg/L							
Carbonate alkalinity (CaCO3)	U	ND	1.45	4.00	mg/L							

The following Analytical Methods were performed:

Method	Description	Analyst Comments
1	SM 5310 B	
2	SM 4500-S (2-) D	
3	SM 2320B	

Notes:

Column headers are defined as follows:

DF: Dilution Factor Lc/LC: Critical Level
DL: Detection Limit PF: Prep Factor
MDA: Minimum Detectable Activity RL: Reporting Limit
MDC: Minimum Detectable Concentration SQL: Sample Quantitation Limit

GEL LABORATORIES LLC

2040 Savage Road Charleston SC 29407 - (843) 556-8171 - www.gel.com

Certificate of Analysis

Report Date: March 14, 2023

Company : Santee Cooper
Address : P.O. Box 2946101
OCO3
Moncks Corner, South Carolina 29461
Contact: Ms. Jeanette Gilmetti
Project: ABS Lab Analytical

Client Sample ID: AF56437 Project: SOOP00119
Sample ID: 612999008 Client ID: SOOP001
Matrix: GW
Collect Date: 28-FEB-23 10:24
Receive Date: 03-MAR-23
Collector: Client

Parameter	Qualifier	Result	DL	RL	Units	PF	DF	Analyst	Date	Time	Batch	Method
Carbon Analysis												
SM 5310 B Dissolved Organic Carbon "As Received"												
Dissolved Organic Carbon Average		10.5	0.330	1.00	mg/L		1	TSM	03/10/23	1820	2394833	1

The following Prep Methods were performed:

Method	Description	Analyst	Date	Time	Prep Batch
EPA 160	Laboratory Filtration - DOC	TSM	03/07/23	1150	2394325

The following Analytical Methods were performed:

Method	Description	Analyst Comments
1	SM 5310 B	

Notes:

Column headers are defined as follows:

DF: Dilution Factor
DL: Detection Limit
MDA: Minimum Detectable Activity
MDC: Minimum Detectable Concentration
Lc/LC: Critical Level
PF: Prep Factor
RL: Reporting Limit
SQL: Sample Quantitation Limit

GEL LABORATORIES LLC

2040 Savage Road Charleston SC 29407 - (843) 556-8171 - www.gel.com

Certificate of Analysis

Report Date: March 14, 2023

Company : Santee Cooper
 Address : P.O. Box 2946101
 OCO3
 Moncks Corner, South Carolina 29461
 Contact: Ms. Jeanette Gilmetti
 Project: ABS Lab Analytical

Client Sample ID: AF56438	Project: SOOP00119
Sample ID: 612999009	Client ID: SOOP001
Matrix: GW	
Collect Date: 28-FEB-23 14:31	
Receive Date: 03-MAR-23	
Collector: Client	

Parameter	Qualifier	Result	DL	RL	Units	PF	DF	Analyst	Date	Time	Batch	Method
Carbon Analysis												
SM 5310 B Total Organic Carbon "As Received"												
Total Organic Carbon Average		7.51	0.330	1.00	mg/L		1	TSM	03/11/23	0503	2394332	1
Spectrometric Analysis												
SM 4500-S(2-) D Sulfide "As Received"												
Total Sulfide	U	ND	0.0330	0.100	mg/L		1	HH2	03/07/23	1512	2394295	2
Titration and Ion Analysis												
SM 2320B Total Alkalinity "As Received"												
Alkalinity, Total as CaCO3		209	1.45	4.00	mg/L			MS3	03/09/23	1401	2393625	3
Bicarbonate alkalinity (CaCO3)		209	1.45	4.00	mg/L							
Carbonate alkalinity (CaCO3)	U	ND	1.45	4.00	mg/L							

The following Analytical Methods were performed:

Method	Description	Analyst Comments
1	SM 5310 B	
2	SM 4500-S (2-) D	
3	SM 2320B	

Notes:

Column headers are defined as follows:

DF: Dilution Factor	Lc/LC: Critical Level
DL: Detection Limit	PF: Prep Factor
MDA: Minimum Detectable Activity	RL: Reporting Limit
MDC: Minimum Detectable Concentration	SQL: Sample Quantitation Limit

GEL LABORATORIES LLC

2040 Savage Road Charleston SC 29407 - (843) 556-8171 - www.gel.com

Certificate of Analysis

Report Date: March 14, 2023

Company : Santee Cooper
Address : P.O. Box 2946101
OCO3
Moncks Corner, South Carolina 29461
Contact: Ms. Jeanette Gilmetti
Project: ABS Lab Analytical

Client Sample ID: AF56438 Project: SOOP00119
Sample ID: 612999010 Client ID: SOOP001
Matrix: GW
Collect Date: 28-FEB-23 14:31
Receive Date: 03-MAR-23
Collector: Client

Parameter	Qualifier	Result	DL	RL	Units	PF	DF	Analyst	Date	Time	Batch	Method
Carbon Analysis												
SM 5310 B Dissolved Organic Carbon "As Received"												
Dissolved Organic Carbon Average		7.98	0.330	1.00	mg/L		1	TSM	03/10/23	1840	2394833	1

The following Prep Methods were performed:

Method	Description	Analyst	Date	Time	Prep Batch
EPA 160	Laboratory Filtration - DOC	TSM	03/07/23	1150	2394325

The following Analytical Methods were performed:

Method	Description	Analyst Comments
1	SM 5310 B	

Notes:

Column headers are defined as follows:

DF: Dilution Factor Lc/LC: Critical Level
DL: Detection Limit PF: Prep Factor
MDA: Minimum Detectable Activity RL: Reporting Limit
MDC: Minimum Detectable Concentration SQL: Sample Quantitation Limit

GEL LABORATORIES LLC

2040 Savage Road Charleston SC 29407 - (843) 556-8171 - www.gel.com

Certificate of Analysis

Report Date: March 14, 2023

Company : Santee Cooper
Address : P.O. Box 2946101
OCO3
Moncks Corner, South Carolina 29461
Contact: Ms. Jeanette Gilmetti
Project: ABS Lab Analytical

Client Sample ID: AF56402 Project: SOOP00119
Sample ID: 612999011 Client ID: SOOP001
Matrix: GW
Collect Date: 27-FEB-23 12:47
Receive Date: 03-MAR-23
Collector: Client

Parameter	Qualifier	Result	DL	RL	Units	PF	DF	Analyst	Date	Time	Batch	Method
Carbon Analysis												
SM 5310 B Total Organic Carbon "As Received"												
Total Organic Carbon Average		15.3	0.330	1.00	mg/L		1	TSM	03/11/23	0523	2394332	1
Spectrometric Analysis												
SM 4500-S(2-) D Sulfide "As Received"												
Total Sulfide	U	ND	0.0330	0.100	mg/L		1	HH2	03/06/23	1808	2394245	2
Titration and Ion Analysis												
SM 2320B Total Alkalinity "As Received"												
Alkalinity, Total as CaCO3		208	1.45	4.00	mg/L			MS3	03/09/23	1404	2393625	3
Bicarbonate alkalinity (CaCO3)		208	1.45	4.00	mg/L							
Carbonate alkalinity (CaCO3)	U	ND	1.45	4.00	mg/L							

The following Analytical Methods were performed:

Method	Description	Analyst Comments
1	SM 5310 B	
2	SM 4500-S (2-) D	
3	SM 2320B	

Notes:

Column headers are defined as follows:

DF: Dilution Factor Lc/LC: Critical Level
DL: Detection Limit PF: Prep Factor
MDA: Minimum Detectable Activity RL: Reporting Limit
MDC: Minimum Detectable Concentration SQL: Sample Quantitation Limit

GEL LABORATORIES LLC

2040 Savage Road Charleston SC 29407 - (843) 556-8171 - www.gel.com

Certificate of Analysis

Report Date: March 14, 2023

Company : Santee Cooper
 Address : P.O. Box 2946101
 OCO3
 Moncks Corner, South Carolina 29461
 Contact: Ms. Jeanette Gilmetti
 Project: ABS Lab Analytical

Client Sample ID: AF56402	Project: SOOP00119
Sample ID: 612999012	Client ID: SOOP001
Matrix: GW	
Collect Date: 27-FEB-23 12:47	
Receive Date: 03-MAR-23	
Collector: Client	

Parameter	Qualifier	Result	DL	RL	Units	PF	DF	Analyst	Date	Time	Batch	Method
Carbon Analysis												
SM 5310 B Dissolved Organic Carbon "As Received"												
Dissolved Organic Carbon Average		15.8	0.330	1.00	mg/L		1	TSM	03/10/23	1923	2394833	1

The following Prep Methods were performed:

Method	Description	Analyst	Date	Time	Prep Batch
EPA 160	Laboratory Filtration - DOC	TSM	03/07/23	1150	2394325

The following Analytical Methods were performed:

Method	Description	Analyst Comments
1	SM 5310 B	

Notes:

Column headers are defined as follows:

- | | |
|---------------------------------------|--------------------------------|
| DF: Dilution Factor | Lc/LC: Critical Level |
| DL: Detection Limit | PF: Prep Factor |
| MDA: Minimum Detectable Activity | RL: Reporting Limit |
| MDC: Minimum Detectable Concentration | SQL: Sample Quantitation Limit |

GEL LABORATORIES LLC

2040 Savage Road Charleston SC 29407 - (843) 556-8171 - www.gel.com

Certificate of Analysis

Report Date: March 14, 2023

Company : Santee Cooper
Address : P.O. Box 2946101
OCO3
Moncks Corner, South Carolina 29461
Contact: Ms. Jeanette Gilmetti
Project: ABS Lab Analytical

Client Sample ID: AF56403 Project: SOOP00119
Sample ID: 612999013 Client ID: SOOP001
Matrix: GW
Collect Date: 27-FEB-23 09:57
Receive Date: 03-MAR-23
Collector: Client

Parameter	Qualifier	Result	DL	RL	Units	PF	DF	Analyst	Date	Time	Batch	Method
Carbon Analysis												
SM 5310 B Total Organic Carbon "As Received"												
Total Organic Carbon Average		1.81	0.330	1.00	mg/L		1	TSM	03/11/23	0543	2394332	1
Spectrometric Analysis												
SM 4500-S(2-) D Sulfide "As Received"												
Total Sulfide	U	ND	0.0330	0.100	mg/L		1	HH2	03/06/23	1808	2394245	2
Titration and Ion Analysis												
SM 2320B Total Alkalinity "As Received"												
Alkalinity, Total as CaCO3		227	1.45	4.00	mg/L			MS3	03/09/23	1407	2393625	3
Bicarbonate alkalinity (CaCO3)		227	1.45	4.00	mg/L							
Carbonate alkalinity (CaCO3)	U	ND	1.45	4.00	mg/L							

The following Analytical Methods were performed:

Method	Description	Analyst Comments
1	SM 5310 B	
2	SM 4500-S (2-) D	
3	SM 2320B	

Notes:

Column headers are defined as follows:

DF: Dilution Factor Lc/LC: Critical Level
DL: Detection Limit PF: Prep Factor
MDA: Minimum Detectable Activity RL: Reporting Limit
MDC: Minimum Detectable Concentration SQL: Sample Quantitation Limit

GEL LABORATORIES LLC

2040 Savage Road Charleston SC 29407 - (843) 556-8171 - www.gel.com

Certificate of Analysis

Report Date: March 14, 2023

Company : Santee Cooper
Address : P.O. Box 2946101
OCO3
Moncks Corner, South Carolina 29461
Contact: Ms. Jeanette Gilmetti
Project: ABS Lab Analytical

Client Sample ID: AF56403 Project: SOOP00119
Sample ID: 612999014 Client ID: SOOP001
Matrix: GW
Collect Date: 27-FEB-23 09:57
Receive Date: 03-MAR-23
Collector: Client

Parameter	Qualifier	Result	DL	RL	Units	PF	DF	Analyst	Date	Time	Batch	Method
Carbon Analysis												
SM 5310 B Dissolved Organic Carbon "As Received"												
Dissolved Organic Carbon Average		2.08	0.330	1.00	mg/L		1	TSM	03/10/23	1942	2394833	1

The following Prep Methods were performed:

Method	Description	Analyst	Date	Time	Prep Batch
EPA 160	Laboratory Filtration - DOC	TSM	03/07/23	1150	2394325

The following Analytical Methods were performed:

Method	Description	Analyst Comments
1	SM 5310 B	

Notes:

Column headers are defined as follows:

DF: Dilution Factor
DL: Detection Limit
MDA: Minimum Detectable Activity
MDC: Minimum Detectable Concentration
Lc/LC: Critical Level
PF: Prep Factor
RL: Reporting Limit
SQL: Sample Quantitation Limit

GEL LABORATORIES LLC

2040 Savage Road Charleston SC 29407 - (843) 556-8171 - www.gel.com

Certificate of Analysis

Report Date: March 14, 2023

Company : Santee Cooper
Address : P.O. Box 2946101
OCO3
Moncks Corner, South Carolina 29461
Contact: Ms. Jeanette Gilmetti
Project: ABS Lab Analytical

Client Sample ID: AF56404 Project: SOOP00119
Sample ID: 612999015 Client ID: SOOP001
Matrix: GW
Collect Date: 27-FEB-23 10:02
Receive Date: 03-MAR-23
Collector: Client

Parameter	Qualifier	Result	DL	RL	Units	PF	DF	Analyst	Date	Time	Batch	Method
Carbon Analysis												
SM 5310 B Total Organic Carbon "As Received"												
Total Organic Carbon Average		1.79	0.330	1.00	mg/L		1	TSM	03/11/23	0605	2394332	1
Spectrometric Analysis												
SM 4500-S(2-) D Sulfide "As Received"												
Total Sulfide	U	ND	0.0330	0.100	mg/L		1	HH2	03/06/23	1808	2394245	2
Titration and Ion Analysis												
SM 2320B Total Alkalinity "As Received"												
Alkalinity, Total as CaCO3		232	1.45	4.00	mg/L			MS3	03/09/23	1410	2393625	3
Bicarbonate alkalinity (CaCO3)		232	1.45	4.00	mg/L							
Carbonate alkalinity (CaCO3)	U	ND	1.45	4.00	mg/L							

The following Analytical Methods were performed:

Method	Description	Analyst Comments
1	SM 5310 B	
2	SM 4500-S (2-) D	
3	SM 2320B	

Notes:

Column headers are defined as follows:

DF: Dilution Factor Lc/LC: Critical Level
DL: Detection Limit PF: Prep Factor
MDA: Minimum Detectable Activity RL: Reporting Limit
MDC: Minimum Detectable Concentration SQL: Sample Quantitation Limit

GEL LABORATORIES LLC

2040 Savage Road Charleston SC 29407 - (843) 556-8171 - www.gel.com

Certificate of Analysis

Report Date: March 14, 2023

Company : Santee Cooper
Address : P.O. Box 2946101
OCO3
Moncks Corner, South Carolina 29461
Contact: Ms. Jeanette Gilmetti
Project: ABS Lab Analytical

Client Sample ID: AF56404 Project: SOOP00119
Sample ID: 612999016 Client ID: SOOP001
Matrix: GW
Collect Date: 27-FEB-23 10:02
Receive Date: 03-MAR-23
Collector: Client

Parameter	Qualifier	Result	DL	RL	Units	PF	DF	Analyst	Date	Time	Batch	Method
Carbon Analysis												
SM 5310 B Dissolved Organic Carbon "As Received"												
Dissolved Organic Carbon Average		2.36	0.330	1.00	mg/L		1	TSM	03/10/23	2004	2394833	1

The following Prep Methods were performed:

Method	Description	Analyst	Date	Time	Prep Batch
EPA 160	Laboratory Filtration - DOC	TSM	03/07/23	1150	2394325

The following Analytical Methods were performed:

Method	Description	Analyst Comments
1	SM 5310 B	

Notes:

Column headers are defined as follows:

DF: Dilution Factor Lc/LC: Critical Level
DL: Detection Limit PF: Prep Factor
MDA: Minimum Detectable Activity RL: Reporting Limit
MDC: Minimum Detectable Concentration SQL: Sample Quantitation Limit

GEL LABORATORIES LLC

2040 Savage Road Charleston SC 29407 - (843) 556-8171 - www.gel.com

Certificate of Analysis

Report Date: March 14, 2023

Company : Santee Cooper
Address : P.O. Box 2946101
OCO3
Moncks Corner, South Carolina 29461
Contact: Ms. Jeanette Gilmetti
Project: ABS Lab Analytical

Client Sample ID: AF56434 Project: SOOP00119
Sample ID: 612999017 Client ID: SOOP001
Matrix: GW
Collect Date: 27-FEB-23 15:44
Receive Date: 03-MAR-23
Collector: Client

Parameter	Qualifier	Result	DL	RL	Units	PF	DF	Analyst	Date	Time	Batch	Method
Carbon Analysis												
SM 5310 B Total Organic Carbon "As Received"												
Total Organic Carbon Average		1.41	0.330	1.00	mg/L		1	TSM	03/11/23	0627	2394332	1
Spectrometric Analysis												
SM 4500-S(2-) D Sulfide "As Received"												
Total Sulfide	U	ND	0.0330	0.100	mg/L		1	HH2	03/06/23	1808	2394245	2
Titration and Ion Analysis												
SM 2320B Total Alkalinity "As Received"												
Alkalinity, Total as CaCO3		8.00	1.45	4.00	mg/L			MS3	03/09/23	1416	2393625	3
Bicarbonate alkalinity (CaCO3)		8.00	1.45	4.00	mg/L							
Carbonate alkalinity (CaCO3)	U	ND	1.45	4.00	mg/L							

The following Analytical Methods were performed:

Method	Description	Analyst Comments
1	SM 5310 B	
2	SM 4500-S (2-) D	
3	SM 2320B	

Notes:

Column headers are defined as follows:

DF: Dilution Factor Lc/LC: Critical Level
DL: Detection Limit PF: Prep Factor
MDA: Minimum Detectable Activity RL: Reporting Limit
MDC: Minimum Detectable Concentration SQL: Sample Quantitation Limit

GEL LABORATORIES LLC

2040 Savage Road Charleston SC 29407 - (843) 556-8171 - www.gel.com

Certificate of Analysis

Report Date: March 14, 2023

Company : Santee Cooper
Address : P.O. Box 2946101
OCO3
Moncks Corner, South Carolina 29461
Contact: Ms. Jeanette Gilmetti
Project: ABS Lab Analytical

Client Sample ID: AF56434 Project: SOOP00119
Sample ID: 612999018 Client ID: SOOP001
Matrix: GW
Collect Date: 27-FEB-23 15:44
Receive Date: 03-MAR-23
Collector: Client

Parameter	Qualifier	Result	DL	RL	Units	PF	DF	Analyst	Date	Time	Batch	Method
Carbon Analysis												
SM 5310 B Dissolved Organic Carbon "As Received"												
Dissolved Organic Carbon Average		2.30	0.330	1.00	mg/L		1	TSM	03/10/23	2026	2394833	1

The following Prep Methods were performed:

Method	Description	Analyst	Date	Time	Prep Batch
EPA 160	Laboratory Filtration - DOC	TSM	03/07/23	1150	2394325

The following Analytical Methods were performed:

Method	Description	Analyst Comments
1	SM 5310 B	

Notes:

Column headers are defined as follows:

DF: Dilution Factor Lc/LC: Critical Level
DL: Detection Limit PF: Prep Factor
MDA: Minimum Detectable Activity RL: Reporting Limit
MDC: Minimum Detectable Concentration SQL: Sample Quantitation Limit

GEL LABORATORIES LLC

2040 Savage Road Charleston SC 29407 - (843) 556-8171 - www.gel.com

Certificate of Analysis

Report Date: March 14, 2023

Company : Santee Cooper
Address : P.O. Box 2946101
OCO3
Moncks Corner, South Carolina 29461
Contact: Ms. Jeanette Gilmetti
Project: ABS Lab Analytical

Client Sample ID: AF56414 Project: SOOP00119
Sample ID: 612999019 Client ID: SOOP001
Matrix: GW
Collect Date: 02-MAR-23 12:46
Receive Date: 03-MAR-23
Collector: Client

Parameter	Qualifier	Result	DL	RL	Units	PF	DF	Analyst	Date	Time	Batch	Method
Carbon Analysis												
SM 5310 B Total Organic Carbon "As Received"												
Total Organic Carbon Average		2.07	0.330	1.00	mg/L		1	TSM	03/11/23	0646	2394332	1
Spectrometric Analysis												
SM 4500-S(2-) D Sulfide "As Received"												
Total Sulfide	U	ND	0.0330	0.100	mg/L		1	HH2	03/07/23	1513	2394295	2
Titration and Ion Analysis												
SM 2320B Total Alkalinity "As Received"												
Alkalinity, Total as CaCO3		75.0	1.45	4.00	mg/L			MS3	03/09/23	1418	2393625	3
Bicarbonate alkalinity (CaCO3)		75.0	1.45	4.00	mg/L							
Carbonate alkalinity (CaCO3)	U	ND	1.45	4.00	mg/L							

The following Analytical Methods were performed:

Method	Description	Analyst Comments
1	SM 5310 B	
2	SM 4500-S (2-) D	
3	SM 2320B	

Notes:

Column headers are defined as follows:

DF: Dilution Factor Lc/LC: Critical Level
DL: Detection Limit PF: Prep Factor
MDA: Minimum Detectable Activity RL: Reporting Limit
MDC: Minimum Detectable Concentration SQL: Sample Quantitation Limit

GEL LABORATORIES LLC

2040 Savage Road Charleston SC 29407 - (843) 556-8171 - www.gel.com

Certificate of Analysis

Report Date: March 14, 2023

Company : Santee Cooper
Address : P.O. Box 2946101
OCO3
Moncks Corner, South Carolina 29461
Contact: Ms. Jeanette Gilmetti
Project: ABS Lab Analytical

Client Sample ID: AF56414 Project: SOOP00119
Sample ID: 612999020 Client ID: SOOP001
Matrix: GW
Collect Date: 02-MAR-23 12:46
Receive Date: 03-MAR-23
Collector: Client

Parameter	Qualifier	Result	DL	RL	Units	PF	DF	Analyst	Date	Time	Batch	Method
Carbon Analysis												
SM 5310 B Dissolved Organic Carbon "As Received"												
Dissolved Organic Carbon Average		1.48	0.330	1.00	mg/L		1	RM3	03/14/23	1542	2394833	1

The following Prep Methods were performed:

Method	Description	Analyst	Date	Time	Prep Batch
EPA 160	Laboratory Filtration - DOC	TSM	03/13/23	0830	2394325
EPA 160	Laboratory Filtration - DOC	TSM	03/07/23	1150	2394325

The following Analytical Methods were performed:

Method	Description	Analyst	Comments
1	SM 5310 B		

Notes:

Column headers are defined as follows:

DF: Dilution Factor
DL: Detection Limit
MDA: Minimum Detectable Activity
MDC: Minimum Detectable Concentration
Lc/LC: Critical Level
PF: Prep Factor
RL: Reporting Limit
SQL: Sample Quantitation Limit

GEL LABORATORIES LLC

2040 Savage Road Charleston SC 29407 - (843) 556-8171 - www.gel.com

Certificate of Analysis

Report Date: March 14, 2023

Company : Santee Cooper
Address : P.O. Box 2946101
OCO3
Moncks Corner, South Carolina 29461
Contact: Ms. Jeanette Gilmetti
Project: ABS Lab Analytical

Client Sample ID: AF56423 Project: SOOP00119
Sample ID: 612999021 Client ID: SOOP001
Matrix: GW
Collect Date: 02-MAR-23 09:52
Receive Date: 03-MAR-23
Collector: Client

Parameter	Qualifier	Result	DL	RL	Units	PF	DF	Analyst	Date	Time	Batch	Method
Carbon Analysis												
SM 5310 B Total Organic Carbon "As Received"												
Total Organic Carbon Average		3.29	0.330	1.00	mg/L		1	TSM	03/11/23	0814	2394332	1
Spectrometric Analysis												
SM 4500-S(2-) D Sulfide "As Received"												
Total Sulfide	U	ND	0.0330	0.100	mg/L		1	HH2	03/07/23	1513	2394295	2
Titration and Ion Analysis												
SM 2320B Total Alkalinity "As Received"												
Alkalinity, Total as CaCO3		280	2.42	6.67	mg/L			MS3	03/09/23	1424	2393625	3
Bicarbonate alkalinity (CaCO3)		280	2.42	6.67	mg/L							
Carbonate alkalinity (CaCO3)	U	ND	2.42	6.67	mg/L							

The following Analytical Methods were performed:

Method	Description	Analyst Comments
1	SM 5310 B	
2	SM 4500-S (2-) D	
3	SM 2320B	

Notes:

Column headers are defined as follows:

DF: Dilution Factor Lc/LC: Critical Level
DL: Detection Limit PF: Prep Factor
MDA: Minimum Detectable Activity RL: Reporting Limit
MDC: Minimum Detectable Concentration SQL: Sample Quantitation Limit

GEL LABORATORIES LLC

2040 Savage Road Charleston SC 29407 - (843) 556-8171 - www.gel.com

Certificate of Analysis

Report Date: March 14, 2023

Company : Santee Cooper
 Address : P.O. Box 2946101
 OCO3
 Moncks Corner, South Carolina 29461
 Contact: Ms. Jeanette Gilmetti
 Project: ABS Lab Analytical

Client Sample ID: AF56423	Project: SOOP00119
Sample ID: 612999022	Client ID: SOOP001
Matrix: GW	
Collect Date: 02-MAR-23 09:52	
Receive Date: 03-MAR-23	
Collector: Client	

Parameter	Qualifier	Result	DL	RL	Units	PF	DF	Analyst	Date	Time	Batch	Method
Carbon Analysis												
SM 5310 B Dissolved Organic Carbon "As Received"												
Dissolved Organic Carbon Average		3.83	0.330	1.00	mg/L		1	TSM	03/10/23	2153	2394833	1

The following Prep Methods were performed:

Method	Description	Analyst	Date	Time	Prep Batch
EPA 160	Laboratory Filtration - DOC	TSM	03/07/23	1150	2394325

The following Analytical Methods were performed:

Method	Description	Analyst Comments
1	SM 5310 B	

Notes:

Column headers are defined as follows:

DF: Dilution Factor	Lc/LC: Critical Level
DL: Detection Limit	PF: Prep Factor
MDA: Minimum Detectable Activity	RL: Reporting Limit
MDC: Minimum Detectable Concentration	SQL: Sample Quantitation Limit

GEL LABORATORIES LLC

2040 Savage Road Charleston SC 29407 - (843) 556-8171 - www.gel.com

Certificate of Analysis

Report Date: March 14, 2023

Company : Santee Cooper
Address : P.O. Box 2946101
OCO3
Moncks Corner, South Carolina 29461
Contact: Ms. Jeanette Gilmetti
Project: ABS Lab Analytical

Client Sample ID: AF56428 Project: SOOP00119
Sample ID: 612999023 Client ID: SOOP001
Matrix: GW
Collect Date: 02-MAR-23 10:56
Receive Date: 03-MAR-23
Collector: Client

Parameter	Qualifier	Result	DL	RL	Units	PF	DF	Analyst	Date	Time	Batch	Method
Carbon Analysis												
SM 5310 B Total Organic Carbon "As Received"												
Total Organic Carbon Average		11.1	0.330	1.00	mg/L		1	TSM	03/11/23	0835	2394332	1
Spectrometric Analysis												
SM 4500-S(2-) D Sulfide "As Received"												
Total Sulfide	U	ND	0.0330	0.100	mg/L		1	HH2	03/07/23	1514	2394295	2
Titration and Ion Analysis												
SM 2320B Total Alkalinity "As Received"												
Alkalinity, Total as CaCO3		190	1.45	4.00	mg/L			MS3	03/09/23	1428	2393625	3
Bicarbonate alkalinity (CaCO3)		190	1.45	4.00	mg/L							
Carbonate alkalinity (CaCO3)	U	ND	1.45	4.00	mg/L							

The following Analytical Methods were performed:

Method	Description	Analyst Comments
1	SM 5310 B	
2	SM 4500-S (2-) D	
3	SM 2320B	

Notes:

Column headers are defined as follows:

DF: Dilution Factor Lc/LC: Critical Level
DL: Detection Limit PF: Prep Factor
MDA: Minimum Detectable Activity RL: Reporting Limit
MDC: Minimum Detectable Concentration SQL: Sample Quantitation Limit

GEL LABORATORIES LLC

2040 Savage Road Charleston SC 29407 - (843) 556-8171 - www.gel.com

Certificate of Analysis

Report Date: March 14, 2023

Company : Santee Cooper
Address : P.O. Box 2946101
OCO3
Moncks Corner, South Carolina 29461
Contact: Ms. Jeanette Gilmetti
Project: ABS Lab Analytical

Client Sample ID: AF56428 Project: SOOP00119
Sample ID: 612999024 Client ID: SOOP001
Matrix: GW
Collect Date: 02-MAR-23 10:56
Receive Date: 03-MAR-23
Collector: Client

Parameter	Qualifier	Result	DL	RL	Units	PF	DF	Analyst	Date	Time	Batch	Method
Carbon Analysis												
SM 5310 B Dissolved Organic Carbon "As Received"												
Dissolved Organic Carbon Average		11.4	0.330	1.00	mg/L		1	TSM	03/10/23	2214	2394833	1

The following Prep Methods were performed:

Method	Description	Analyst	Date	Time	Prep Batch
EPA 160	Laboratory Filtration - DOC	TSM	03/07/23	1150	2394325

The following Analytical Methods were performed:

Method	Description	Analyst Comments
1	SM 5310 B	

Notes:

Column headers are defined as follows:

DF: Dilution Factor Lc/LC: Critical Level
DL: Detection Limit PF: Prep Factor
MDA: Minimum Detectable Activity RL: Reporting Limit
MDC: Minimum Detectable Concentration SQL: Sample Quantitation Limit

GEL LABORATORIES LLC

2040 Savage Road Charleston SC 29407 - (843) 556-8171 - www.gel.com

Certificate of Analysis

Report Date: March 14, 2023

Company : Santee Cooper
Address : P.O. Box 2946101
OCO3
Moncks Corner, South Carolina 29461
Contact: Ms. Jeanette Gilmetti
Project: ABS Lab Analytical

Client Sample ID: AF56421 Project: SOOP00119
Sample ID: 612999025 Client ID: SOOP001
Matrix: GW
Collect Date: 01-MAR-23 14:41
Receive Date: 03-MAR-23
Collector: Client

Parameter	Qualifier	Result	DL	RL	Units	PF	DF	Analyst	Date	Time	Batch	Method
Carbon Analysis												
SM 5310 B Total Organic Carbon "As Received"												
Total Organic Carbon Average		10.8	0.330	1.00	mg/L		1	TSM	03/11/23	0855	2394332	1
Spectrometric Analysis												
SM 4500-S(2-) D Sulfide "As Received"												
Total Sulfide	U	ND	0.0330	0.100	mg/L		1	HH2	03/07/23	1514	2394295	2
Titration and Ion Analysis												
SM 2320B Total Alkalinity "As Received"												
Alkalinity, Total as CaCO3		251	1.45	4.00	mg/L			MS3	03/09/23	1430	2393625	3
Bicarbonate alkalinity (CaCO3)		251	1.45	4.00	mg/L							
Carbonate alkalinity (CaCO3)	U	ND	1.45	4.00	mg/L							

The following Analytical Methods were performed:

Method	Description	Analyst Comments
1	SM 5310 B	
2	SM 4500-S (2-) D	
3	SM 2320B	

Notes:

Column headers are defined as follows:

DF: Dilution Factor Lc/LC: Critical Level
DL: Detection Limit PF: Prep Factor
MDA: Minimum Detectable Activity RL: Reporting Limit
MDC: Minimum Detectable Concentration SQL: Sample Quantitation Limit

GEL LABORATORIES LLC

2040 Savage Road Charleston SC 29407 - (843) 556-8171 - www.gel.com

Certificate of Analysis

Report Date: March 14, 2023

Company : Santee Cooper
 Address : P.O. Box 2946101
 OCO3
 Moncks Corner, South Carolina 29461
 Contact: Ms. Jeanette Gilmetti
 Project: ABS Lab Analytical

Client Sample ID: AF56421	Project: SOOP00119
Sample ID: 612999026	Client ID: SOOP001
Matrix: GW	
Collect Date: 02-MAR-23 14:41	
Receive Date: 03-MAR-23	
Collector: Client	

Parameter	Qualifier	Result	DL	RL	Units	PF	DF	Analyst	Date	Time	Batch	Method
Carbon Analysis												
SM 5310 B Dissolved Organic Carbon "As Received"												
Dissolved Organic Carbon Average		11.7	0.330	1.00	mg/L		1	TSM	03/10/23	2235	2394833	1

The following Prep Methods were performed:

Method	Description	Analyst	Date	Time	Prep Batch
EPA 160	Laboratory Filtration - DOC	TSM	03/07/23	1150	2394325

The following Analytical Methods were performed:

Method	Description	Analyst Comments
1	SM 5310 B	

Notes:

Column headers are defined as follows:

- | | |
|---------------------------------------|--------------------------------|
| DF: Dilution Factor | Lc/LC: Critical Level |
| DL: Detection Limit | PF: Prep Factor |
| MDA: Minimum Detectable Activity | RL: Reporting Limit |
| MDC: Minimum Detectable Concentration | SQL: Sample Quantitation Limit |

GEL LABORATORIES LLC

2040 Savage Road Charleston SC 29407 - (843) 556-8171 - www.gel.com

Certificate of Analysis

Report Date: March 14, 2023

Company : Santee Cooper
Address : P.O. Box 2946101
OCO3
Moncks Corner, South Carolina 29461
Contact: Ms. Jeanette Gilmetti
Project: ABS Lab Analytical

Client Sample ID: AF56424 Project: SOOP00119
Sample ID: 612999027 Client ID: SOOP001
Matrix: GW
Collect Date: 02-MAR-23 13:37
Receive Date: 03-MAR-23
Collector: Client

Parameter	Qualifier	Result	DL	RL	Units	PF	DF	Analyst	Date	Time	Batch	Method
Carbon Analysis												
SM 5310 B Total Organic Carbon "As Received"												
Total Organic Carbon Average		2.24	0.330	1.00	mg/L		1	TSM	03/11/23	0914	2394332	1
Spectrometric Analysis												
SM 4500-S(2-) D Sulfide "As Received"												
Total Sulfide	U	ND	0.0330	0.100	mg/L		1	HH2	03/07/23	1514	2394295	2
Titration and Ion Analysis												
SM 2320B Total Alkalinity "As Received"												
Alkalinity, Total as CaCO3		277	1.45	4.00	mg/L			MS3	03/09/23	1432	2393625	3
Bicarbonate alkalinity (CaCO3)		277	1.45	4.00	mg/L							
Carbonate alkalinity (CaCO3)	U	ND	1.45	4.00	mg/L							

The following Analytical Methods were performed:

Method	Description	Analyst Comments
1	SM 5310 B	
2	SM 4500-S (2-) D	
3	SM 2320B	

Notes:

Column headers are defined as follows:

DF: Dilution Factor Lc/LC: Critical Level
DL: Detection Limit PF: Prep Factor
MDA: Minimum Detectable Activity RL: Reporting Limit
MDC: Minimum Detectable Concentration SQL: Sample Quantitation Limit

GEL LABORATORIES LLC

2040 Savage Road Charleston SC 29407 - (843) 556-8171 - www.gel.com

Certificate of Analysis

Report Date: March 14, 2023

Company : Santee Cooper
 Address : P.O. Box 2946101
 OCO3
 Moncks Corner, South Carolina 29461
 Contact: Ms. Jeanette Gilmetti
 Project: ABS Lab Analytical

Client Sample ID: AF56424	Project: SOOP00119
Sample ID: 612999028	Client ID: SOOP001
Matrix: GW	
Collect Date: 02-MAR-23 13:37	
Receive Date: 03-MAR-23	
Collector: Client	

Parameter	Qualifier	Result	DL	RL	Units	PF	DF	Analyst	Date	Time	Batch	Method
Carbon Analysis												
SM 5310 B Dissolved Organic Carbon "As Received"												
Dissolved Organic Carbon Average		2.90	0.330	1.00	mg/L		1	TSM	03/10/23	2317	2394833	1

The following Prep Methods were performed:

Method	Description	Analyst	Date	Time	Prep Batch
EPA 160	Laboratory Filtration - DOC	TSM	03/07/23	1150	2394325

The following Analytical Methods were performed:

Method	Description	Analyst Comments
1	SM 5310 B	

Notes:

Column headers are defined as follows:

- | | |
|---------------------------------------|--------------------------------|
| DF: Dilution Factor | Lc/LC: Critical Level |
| DL: Detection Limit | PF: Prep Factor |
| MDA: Minimum Detectable Activity | RL: Reporting Limit |
| MDC: Minimum Detectable Concentration | SQL: Sample Quantitation Limit |

GEL LABORATORIES LLC

2040 Savage Road Charleston SC 29407 - (843) 556-8171 - www.gel.com

Certificate of Analysis

Report Date: March 14, 2023

Company : Santee Cooper
Address : P.O. Box 2946101
OCO3
Moncks Corner, South Carolina 29461
Contact: Ms. Jeanette Gilmetti
Project: ABS Lab Analytical

Client Sample ID: AF56439 Project: SOOP00119
Sample ID: 612999029 Client ID: SOOP001
Matrix: GW
Collect Date: 02-MAR-23 10:22
Receive Date: 03-MAR-23
Collector: Client

Parameter	Qualifier	Result	DL	RL	Units	PF	DF	Analyst	Date	Time	Batch	Method
Carbon Analysis												
SM 5310 B Total Organic Carbon "As Received"												
Total Organic Carbon Average		5.31	0.330	1.00	mg/L		1	TSM	03/11/23	0934	2394332	1
Spectrometric Analysis												
SM 4500-S(2-) D Sulfide "As Received"												
Total Sulfide	U	ND	0.0330	0.100	mg/L		1	HH2	03/07/23	1516	2394295	2
Titration and Ion Analysis												
SM 2320B Total Alkalinity "As Received"												
Alkalinity, Total as CaCO3		12.2	1.45	4.00	mg/L			MS3	03/09/23	1434	2393625	3
Bicarbonate alkalinity (CaCO3)		12.2	1.45	4.00	mg/L							
Carbonate alkalinity (CaCO3)	U	ND	1.45	4.00	mg/L							

The following Analytical Methods were performed:

Method	Description	Analyst Comments
1	SM 5310 B	
2	SM 4500-S (2-) D	
3	SM 2320B	

Notes:

Column headers are defined as follows:

DF: Dilution Factor Lc/LC: Critical Level
DL: Detection Limit PF: Prep Factor
MDA: Minimum Detectable Activity RL: Reporting Limit
MDC: Minimum Detectable Concentration SQL: Sample Quantitation Limit

GEL LABORATORIES LLC

2040 Savage Road Charleston SC 29407 - (843) 556-8171 - www.gel.com

Certificate of Analysis

Report Date: March 14, 2023

Company : Santee Cooper
Address : P.O. Box 2946101
OCO3
Moncks Corner, South Carolina 29461
Contact: Ms. Jeanette Gilmetti
Project: ABS Lab Analytical

Client Sample ID: AF56439 Project: SOOP00119
Sample ID: 612999030 Client ID: SOOP001
Matrix: GW
Collect Date: 02-MAR-23 10:22
Receive Date: 03-MAR-23
Collector: Client

Parameter	Qualifier	Result	DL	RL	Units	PF	DF	Analyst	Date	Time	Batch	Method
Carbon Analysis												
SM 5310 B Dissolved Organic Carbon "As Received"												
Dissolved Organic Carbon Average		5.75	0.330	1.00	mg/L		1	TSM	03/10/23	2338	2394833	1

The following Prep Methods were performed:

Method	Description	Analyst	Date	Time	Prep Batch
EPA 160	Laboratory Filtration - DOC	TSM	03/07/23	1150	2394325

The following Analytical Methods were performed:

Method	Description	Analyst Comments
1	SM 5310 B	

Notes:

Column headers are defined as follows:

DF: Dilution Factor Lc/LC: Critical Level
DL: Detection Limit PF: Prep Factor
MDA: Minimum Detectable Activity RL: Reporting Limit
MDC: Minimum Detectable Concentration SQL: Sample Quantitation Limit

GEL LABORATORIES LLC

2040 Savage Road Charleston SC 29407 - (843) 556-8171 - www.gel.com

Certificate of Analysis

Report Date: March 14, 2023

Company : Santee Cooper
Address : P.O. Box 2946101
OCO3
Moncks Corner, South Carolina 29461
Contact: Ms. Jeanette Gilmetti
Project: ABS Lab Analytical

Client Sample ID: AF56441 Project: SOOP00119
Sample ID: 612999031 Client ID: SOOP001
Matrix: GW
Collect Date: 02-MAR-23 11:45
Receive Date: 03-MAR-23
Collector: Client

Parameter	Qualifier	Result	DL	RL	Units	PF	DF	Analyst	Date	Time	Batch	Method
Carbon Analysis												
SM 5310 B Total Organic Carbon "As Received"												
Total Organic Carbon Average		9.35	0.330	1.00	mg/L		1	TSM	03/11/23	0954	2394332	1
Spectrometric Analysis												
SM 4500-S(2-) D Sulfide "As Received"												
Total Sulfide	U	ND	0.0330	0.100	mg/L		1	HH2	03/07/23	1516	2394295	2
Titration and Ion Analysis												
SM 2320B Total Alkalinity "As Received"												
Alkalinity, Total as CaCO3		62.8	1.45	4.00	mg/L			MS3	03/09/23	1438	2393625	3
Bicarbonate alkalinity (CaCO3)		62.8	1.45	4.00	mg/L							
Carbonate alkalinity (CaCO3)	U	ND	1.45	4.00	mg/L							

The following Analytical Methods were performed:

Method	Description	Analyst Comments
1	SM 5310 B	
2	SM 4500-S (2-) D	
3	SM 2320B	

Notes:

Column headers are defined as follows:

DF: Dilution Factor Lc/LC: Critical Level
DL: Detection Limit PF: Prep Factor
MDA: Minimum Detectable Activity RL: Reporting Limit
MDC: Minimum Detectable Concentration SQL: Sample Quantitation Limit

GEL LABORATORIES LLC

2040 Savage Road Charleston SC 29407 - (843) 556-8171 - www.gel.com

Certificate of Analysis

Report Date: March 14, 2023

Company : Santee Cooper
Address : P.O. Box 2946101
OCO3
Moncks Corner, South Carolina 29461
Contact: Ms. Jeanette Gilmetti
Project: ABS Lab Analytical

Client Sample ID: AF56441 Project: SOOP00119
Sample ID: 612999032 Client ID: SOOP001
Matrix: GW
Collect Date: 02-MAR-23 11:45
Receive Date: 03-MAR-23
Collector: Client

Parameter	Qualifier	Result	DL	RL	Units	PF	DF	Analyst	Date	Time	Batch	Method
Carbon Analysis												
SM 5310 B Dissolved Organic Carbon "As Received"												
Dissolved Organic Carbon Average		10.2	0.330	1.00	mg/L		1	TSM	03/10/23	2358	2394833	1

The following Prep Methods were performed:

Method	Description	Analyst	Date	Time	Prep Batch
EPA 160	Laboratory Filtration - DOC	TSM	03/07/23	1150	2394325

The following Analytical Methods were performed:

Method	Description	Analyst Comments
1	SM 5310 B	

Notes:

Column headers are defined as follows:

DF: Dilution Factor
DL: Detection Limit
MDA: Minimum Detectable Activity
MDC: Minimum Detectable Concentration
Lc/LC: Critical Level
PF: Prep Factor
RL: Reporting Limit
SQL: Sample Quantitation Limit

GEL LABORATORIES LLC

2040 Savage Road Charleston, SC 29407 - (843) 556-8171 - www.gel.com

QC Summary

Report Date: March 14, 2023

Page 1 of 4

Santee Cooper
P.O. Box 2946101
OCO3
Moncks Corner, South Carolina
Ms. Jeanette Gilmetti

Contact:
Workorder: 612999

Paramname	NOM	Sample	Qual	QC	Units	RPD%	REC%	Range	Anlst	Date	Time
Carbon Analysis											
Batch	2394332										
QC1205338198	612999019	DUP									
Total Organic Carbon Average		2.07		2.05	mg/L	0.924 ^		(+/-1.00)	TSM	03/11/23	07:08
QC1205338197	LCS										
Total Organic Carbon Average	10.0			9.71	mg/L		97.1	(80%-120%)		03/11/23	00:50
QC1205338196	MB										
Total Organic Carbon Average			U	ND	mg/L					03/11/23	00:40
QC1205338200	612999019	PS									
Total Organic Carbon Average	10.0	2.07		11.1	mg/L		90.1	(65%-120%)		03/11/23	07:30
Batch	2394833										
QC1205338176	612999002	DUP									
Dissolved Organic Carbon Average		12.4		12.0	mg/L	2.86		(0%-20%)	TSM	03/10/23	17:01
QC1205338177	612999020	DUP									
Dissolved Organic Carbon Average		1.48		1.43	mg/L	3.37 ^		(+/-1.00)	RM3	03/14/23	16:04
QC1205338175	FLT B										
Dissolved Organic Carbon Average			U	ND	mg/L					03/14/23	15:21
QC1205339108	LCS										
Dissolved Organic Carbon Average	10.0			10.1	mg/L		101	(80%-120%)	TSM	03/10/23	16:28
QC1205339107	MB										
Dissolved Organic Carbon Average			U	ND	mg/L					03/10/23	16:09
QC1205338178	612999002	PS									
Dissolved Organic Carbon Average	10.0	12.4		21.2	mg/L		88.2	(65%-120%)		03/10/23	17:20

GEL LABORATORIES LLC

2040 Savage Road Charleston, SC 29407 - (843) 556-8171 - www.gel.com

QC Summary

Workorder: 612999

Page 2 of 4

Parmname	NOM	Sample	Qual	QC	Units	RPD%	REC%	Range	Anlst	Date	Time
Carbon Analysis											
Batch	2394833										
QC1205338179	612999020	PS									
Dissolved Organic Carbon Average	10.0		1.48	11.1	mg/L		95.9	(65%-120%)	RM3	03/14/23	16:26
Spectrometric Analysis											
Batch	2394245										
QC1205338011	LCS										
Total Sulfide	0.400			0.404	mg/L		101	(85%-115%)	HH2	03/06/23	18:08
QC1205338010	MB										
Total Sulfide			U	ND	mg/L					03/06/23	18:07
QC1205338012	612999011	PS									
Total Sulfide	0.400	U	ND	0.241	mg/L		59.3*	(75%-125%)		03/06/23	18:08
QC1205338013	612999011	PSD									
Total Sulfide	0.400	U	ND	0.246	mg/L	1.8	60.4*	(0%-15%)		03/06/23	18:08
Batch	2394295										
QC1205338101	LCS										
Total Sulfide	0.400			0.403	mg/L		101	(85%-115%)	HH2	03/07/23	15:09
QC1205338100	MB										
Total Sulfide			U	ND	mg/L					03/07/23	15:09
QC1205338104	612999027	PS									
Total Sulfide	0.400	U	ND	0.102	mg/L		25.2*	(75%-125%)		03/07/23	15:15
QC1205338105	612999027	PSD									
Total Sulfide	0.400	U	ND	0.104	mg/L	2.38	25.8*	(0%-15%)		03/07/23	15:15
Titration and Ion Analysis											
Batch	2393625										
QC1205336863	612999001	DUP									
Alkalinity, Total as CaCO3			322	327	mg/L	1.44		(0%-20%)	MS3	03/09/23	13:46

GEL LABORATORIES LLC

2040 Savage Road Charleston, SC 29407 - (843) 556-8171 - www.gel.com

QC Summary

Workorder: 612999

Page 3 of 4

Parmname	NOM	Sample	Qual	QC	Units	RPD%	REC%	Range	Anlst	Date	Time
Titration and Ion Analysis											
Batch	2393625										
Bicarbonate alkalinity (CaCO3)		322		327	mg/L	1.44		(0%-20%)	MS3	03/09/23	13:46
Carbonate alkalinity (CaCO3)	U	ND	U	ND	mg/L	N/A					
QC1205336865 612999021 DUP											
Alkalinity, Total as CaCO3		280		279	mg/L	0.357		(0%-20%)		03/09/23	14:25
Bicarbonate alkalinity (CaCO3)		280		279	mg/L	0.357		(0%-20%)			
Carbonate alkalinity (CaCO3)	U	ND	U	ND	mg/L	N/A					
QC1205336862 LCS											
Alkalinity, Total as CaCO3	100			105	mg/L		105	(90%-110%)		03/09/23	13:35
QC1205336864 612999001 MS											
Alkalinity, Total as CaCO3	167	322		495	mg/L		104	(80%-120%)		03/09/23	13:48
QC1205336866 612999021 MS											
Alkalinity, Total as CaCO3	167	280		451	mg/L		103	(80%-120%)		03/09/23	14:26

Notes:

The Qualifiers in this report are defined as follows:

- U Analyte was analyzed for, but not detected above the MDL, MDA, MDC or LOD.
- J Value is estimated
- X Consult Case Narrative, Data Summary package, or Project Manager concerning this qualifier
- H Analytical holding time was exceeded
- < Result is less than value reported
- > Result is greater than value reported
- h Preparation or preservation holding time was exceeded
- R Sample results are rejected
- Z Paint Filter Test--Particulates passed through the filter, however no free liquids were observed.
- d 5-day BOD--The 2:1 depletion requirement was not met for this sample
- ^ RPD of sample and duplicate evaluated using +/-RL. Concentrations are <5X the RL. Qualifier Not Applicable for Radiochemistry.

GEL LABORATORIES LLC

2040 Savage Road Charleston, SC 29407 - (843) 556-8171 - www.gel.com

QC Summary

Workorder: 612999

Page 4 of 4

Parmname	NOM	Sample	Qual	QC	Units	RPD%	REC%	Range	Anlst	Date	Time
N/A											
RPD or %Recovery limits do not apply.											
ND											
Analyte concentration is not detected above the detection limit											
NJ											
Consult Case Narrative, Data Summary package, or Project Manager concerning this qualifier											
E											
General Chemistry--Concentration of the target analyte exceeds the instrument calibration range											
Q											
One or more quality control criteria have not been met. Refer to the applicable narrative or DER.											
NI											
See case narrative											
R											
Per section 9.3.4.1 of Method 1664 Revision B, due to matrix spike recovery issues, this result may not be reported or used for regulatory compliance purposes.											
B											
The target analyte was detected in the associated blank.											
e											
5-day BOD--Test replicates show more than 30% difference between high and low values. The data is qualified per the method and can be used for reporting purposes											
J											
See case narrative for an explanation											

N/A indicates that spike recovery limits do not apply when sample concentration exceeds spike conc. by a factor of 4 or more or %RPD not applicable.

^ The Relative Percent Difference (RPD) obtained from the sample duplicate (DUP) is evaluated against the acceptance criteria when the sample is greater than five times (5X) the contract required detection limit (RL). In cases where either the sample or duplicate value is less than 5X the RL, a control limit of +/- the RL is used to evaluate the DUP result.

* Indicates that a Quality Control parameter was not within specifications.

For PS, PSD, and SDILT results, the values listed are the measured amounts, not final concentrations.

Where the analytical method has been performed under NELAP certification, the analysis has met all of the requirements of the NELAC standard unless qualified on the QC Summary.

**General Chemistry
Technical Case Narrative
Santee Cooper
SDG #: 612999**

Product: Carbon, Total Organic
Analytical Method: SM 5310 B
Analytical Procedure: GL-GC-E-093 REV# 21
Analytical Batch: 2394332

The following samples were analyzed using the above methods and analytical procedure(s).

<u>GEL Sample ID#</u>	<u>Client Sample Identification</u>
612999001	AF56433
612999003	AF56435
612999005	AF56436
612999007	AF56437
612999009	AF56438
612999011	AF56402
612999013	AF56403
612999015	AF56404
612999017	AF56434
612999019	AF56414
612999021	AF56423
612999023	AF56428
612999025	AF56421
612999027	AF56424
612999029	AF56439
612999031	AF56441
1205338196	Method Blank (MB)
1205338197	Laboratory Control Sample (LCS)
1205338198	612999019(AF56414) Sample Duplicate (DUP)
1205338200	612999019(AF56414) Post Spike (PS)

The samples in this SDG were analyzed on an "as received" basis.

Data Summary:

There are no exceptions, anomalies or deviations from the specified methods. All sample data provided in this report met the acceptance criteria specified in the analytical methods and procedures for initial calibration, continuing calibration, instrument controls and process controls where applicable.

Product: Carbon, Dissolved Organic
Analytical Method: SM 5310 B
Analytical Procedure: GL-GC-E-093 REV# 21
Analytical Batch: 2394833

Filtration Method: EPA 160
Filtration Procedure: GL-LB-E-034 REV# 4
Filtration Batch: 2394325

The following samples were analyzed using the above methods and analytical procedure(s).

<u>GEL Sample ID#</u>	<u>Client Sample Identification</u>
612999002	AF56433
612999004	AF56435
612999006	AF56436
612999008	AF56437
612999010	AF56438
612999012	AF56402
612999014	AF56403
612999016	AF56404
612999018	AF56434
612999020	AF56414
612999022	AF56423
612999024	AF56428
612999026	AF56421
612999028	AF56424
612999030	AF56439
612999032	AF56441
1205338175	Filtration Blank (FLTB)
1205338176	612999002(AF56433) Sample Duplicate (DUP)
1205338177	612999020(AF56414) Sample Duplicate (DUP)
1205338178	612999002(AF56433) Post Spike (PS)
1205338179	612999020(AF56414) Post Spike (PS)
1205339107	Method Blank (MB)
1205339108	Laboratory Control Sample (LCS)

The samples in this SDG were analyzed on an "as received" basis.

Data Summary:

All sample data provided in this report met the acceptance criteria specified in the analytical methods and procedures for initial calibration, continuing calibration, instrument controls and process controls where applicable, with the following exceptions.

Technical Information

Sample Re-analysis

Samples 1205338177 (AF56414DUP), 1205338179 (AF56414PS) and 612999020 (AF56414) were reanalyzed due to PS failure. The reanalysis data was reported. Sample was re-analyzed to verify the result. The reanalysis data with passing instrument QC was reported. 1205338175 (FLTB).

Product: Sulfide, Total

Analytical Method: SM 4500-S (2-) D

Analytical Procedure: GL-GC-E-052 REV# 12

Analytical Batch: 2394245

The following samples were analyzed using the above methods and analytical procedure(s).

<u>GEL Sample ID#</u>	<u>Client Sample Identification</u>
612999011	AF56402
612999013	AF56403
612999015	AF56404
612999017	AF56434
1205338010	Method Blank (MB)

1205338011 Laboratory Control Sample (LCS)
 1205338012 612999011(AF56402) Post Spike (PS)
 1205338013 612999011(AF56402) Post Spike Duplicate (PSD)

The samples in this SDG were analyzed on an "as received" basis.

Data Summary:

All sample data provided in this report met the acceptance criteria specified in the analytical methods and procedures for initial calibration, continuing calibration, instrument controls and process controls where applicable, with the following exceptions.

Quality Control (QC) Information

Matrix Spike (MS)/Post Spike (PS) Recovery Statement

The percent recoveries (%R) obtained from the spike analyses are evaluated when the sample concentration is less than four times (4X) the spike concentration added. The matrix spike recovered outside of the established acceptance limits due to matrix interference and/or non-homogeneity.

Analyte	Sample	Value
Total Sulfide	1205338012 (AF56402PS)	59.3* (75%-125%)
	1205338013 (AF56402PSD)	60.4* (75%-125%)

Product: Sulfide, Total

Analytical Method: SM 4500-S (2-) D

Analytical Procedure: GL-GC-E-052 REV# 12

Analytical Batch: 2394295

The following samples were analyzed using the above methods and analytical procedure(s).

<u>GEL Sample ID#</u>	<u>Client Sample Identification</u>
612999001	AF56433
612999003	AF56435
612999005	AF56436
612999007	AF56437
612999009	AF56438
612999019	AF56414
612999021	AF56423
612999023	AF56428
612999025	AF56421
612999027	AF56424
612999029	AF56439
612999031	AF56441
1205338100	Method Blank (MB)
1205338101	Laboratory Control Sample (LCS)
1205338104	612999027(AF56424) Post Spike (PS)
1205338105	612999027(AF56424) Post Spike Duplicate (PSD)

The samples in this SDG were analyzed on an "as received" basis.

Data Summary:

All sample data provided in this report met the acceptance criteria specified in the analytical methods and procedures for initial calibration, continuing calibration, instrument controls and process controls where applicable, with the following exceptions.

Quality Control (QC) Information

Matrix Spike (MS)/Post Spike (PS) Recovery Statement

The percent recoveries (%R) obtained from the spike analyses are evaluated when the sample concentration is less than four times (4X) the spike concentration added. The matrix spike recovered outside of the established acceptance limits due to matrix interference and/or non-homogeneity.

Analyte	Sample	Value
Total Sulfide	1205338104 (AF56424PS)	25.2* (75%-125%)
	1205338105 (AF56424PSD)	25.8* (75%-125%)

Product: Alkalinity

Analytical Method: SM 2320B

Analytical Procedure: GL-GC-E-033 REV# 14

Analytical Batch: 2393625

The following samples were analyzed using the above methods and analytical procedure(s).

<u>GEL Sample ID#</u>	<u>Client Sample Identification</u>
612999001	AF56433
612999003	AF56435
612999005	AF56436
612999007	AF56437
612999009	AF56438
612999011	AF56402
612999013	AF56403
612999015	AF56404
612999017	AF56434
612999019	AF56414
612999021	AF56423
612999023	AF56428
612999025	AF56421
612999027	AF56424
612999029	AF56439
612999031	AF56441
1205336862	Laboratory Control Sample (LCS)
1205336863	612999001(AF56433) Sample Duplicate (DUP)
1205336864	612999001(AF56433) Matrix Spike (MS)
1205336865	612999021(AF56423) Sample Duplicate (DUP)
1205336866	612999021(AF56423) Matrix Spike (MS)

The samples in this SDG were analyzed on an "as received" basis.

Data Summary:

There are no exceptions, anomalies or deviations from the specified methods. All sample data provided in this report met the acceptance criteria specified in the analytical methods and procedures for initial calibration, continuing calibration, instrument controls and process controls where applicable.

Certification Statement

Where the analytical method has been performed under NELAP certification, the analysis has met all of the requirements of the NELAC standard unless otherwise noted in the analytical case narrative.



Santee Cooper One Riverwood Drive Moncks Corner, SC 29461 Phone: (843)761-8000 Ext. 5148 Fax: (843)761-4175

Chain of Custody

Customer Email/Report Recipient: LCWILLIA@santecooper.com Date Results Needed by: Project/Task/Unit #: 125915 / JMO2.09.G01.1 / 36500 Rerun request for any flagged QC: Yes No

Analysis Group

Main Chain of Custody table with columns: Labworks ID #, Sample Location/Description, Collection Date, Collection Time, Sample Collector, Total # of containers, Bottle type, Grab (G) or Composite (C), Matrix, Preservative, Comments, ALKALINITY, SULFIDE, TOC/DOC, RAD 226/228.

TOTAL RAD CALL

Handwritten Chain of Custody table with columns: Relinquished by, Employee#, Date, Time, Received by, Employee#, Date, Time.

Sample Receiving (Internal Use Only) TEMP (°C): Initial: Correct pH: Yes No Preservative Lot#: Date/Time/Init for preservative:

Checklist grid for METALS (all), Nutrients, MISC., Gypsum, Coal, Flyash, and Oil. Includes sub-sections like Ag, Cu, Sb, TOC, DOC, TP/TPO4, etc.

Matrix codes: GW-groundwater, DW-drinking water, SW-surface water, WW-waste water, BW-boiler water, L-limestone, Oil-oil, S-Soil, SL-solid, C-coal, G-gypsum, FA-flyash, BA-bottom ash, M-misc (describe in comment section) Preservative code- 1=<4°C 2=HNO3 3=H2SO4 4-HCl 5=Na2S2O3 6-Other (Specify)

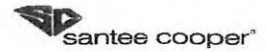
RAD 4/7/23

Contract Lab Info: GEL

Contract Lab Due Date (Lab Only): 3 / 13 / 23

Send report to lcwillia@santecooper.com & sjbrown@santecooper.com

Chain of Custody



Santee Cooper
One Riverwood Drive
Moncks Corner, SC 29461
Phone: (843)761-8000 Ext. 5148
Fax: (843)761-4175

Customer Email/Report Recipient:

Date Results Needed by:

Project/Task/Unit #:

Rerun request for any flagged QC

LCWILLIA @santecooper.com

/ /

125915 / JMO2.09.G01. / 36500

Yes No

Analysis Group

Labworks ID # (Internal use only)	Sample Location/ Description	Collection Date	Collection Time	Sample Collector	Total # of containers	Bottle type: (Glass- G/Plastic-P)	Grab (G) or Composite (C)	Matrix (see below)	Preservative (see below)	Comments	ALKALINITY	SULFIDE	TOC/DOC	RAD 226/228	TOTAL RAD CALC.
AF56414	WAP-15	3/2/23	1246	ZDM ML	6	P/G	G	GW	*	* SULFIDE HAS SHORT HOLD	1	1	2	2	
23	WAP-23		0952												
28	WAP-27		1056							* PRESERVATIVES					
AF56421	WAP-21	3/1/23	1441							TOC- H2SO4 SULFIDE - ZINC ACETATE, NaOH					
24	24		1337							RAD - HNO3 <4°C					
39	WLF-A2-1		1022												
41	WLF-A2-2		1145							ALKAL-TOTAL, BICARB, CARB					
										DC-NOT FIELD FILTERED					

Relinquished by:	Employee#	Date	Time	Received by:	Employee #	Date	Time
<i>SJBrown</i>	35594	3/3/23	0640	<i>DWP</i>	GEL	3/3/23	0740
<i>DWP</i>	666	3/3/23	1540	<i>MHA</i>	Cell	03/03/23	1550

Sample Receiving (Internal Use Only)
 TEMP (°C): _____ Initial: _____
 Correct pH: Yes No
 Preservative Lot#: _____
 Date/Time/Init for preservative: _____

<input type="checkbox"/> METALS (all) <input type="checkbox"/> Ag <input type="checkbox"/> Cu <input type="checkbox"/> Sb <input type="checkbox"/> Al <input type="checkbox"/> Fe <input type="checkbox"/> Se <input type="checkbox"/> As <input type="checkbox"/> K <input type="checkbox"/> Sn <input type="checkbox"/> B <input type="checkbox"/> Li <input type="checkbox"/> Sr <input type="checkbox"/> Ba <input type="checkbox"/> Mg <input type="checkbox"/> Ti <input type="checkbox"/> Be <input type="checkbox"/> Mn <input type="checkbox"/> Tl <input type="checkbox"/> Ca <input type="checkbox"/> Mo <input type="checkbox"/> V <input type="checkbox"/> Cd <input type="checkbox"/> Na <input type="checkbox"/> Zn <input type="checkbox"/> Co <input type="checkbox"/> Ni <input type="checkbox"/> Hg <input type="checkbox"/> Cr <input type="checkbox"/> Pb <input type="checkbox"/> CrVI			Nutrients <input type="checkbox"/> TOC <input type="checkbox"/> DOC <input type="checkbox"/> TP/TPO4 <input type="checkbox"/> NH3-N <input type="checkbox"/> F <input type="checkbox"/> Cl <input type="checkbox"/> NO2 <input type="checkbox"/> Br <input type="checkbox"/> NO3 <input type="checkbox"/> SO4	MISC. <input type="checkbox"/> BTEX <input type="checkbox"/> Naphthalene <input type="checkbox"/> THM/HAA <input type="checkbox"/> VOC <input type="checkbox"/> Oil & Grease <input type="checkbox"/> E. Coli <input type="checkbox"/> Total Coliform <input type="checkbox"/> pH <input type="checkbox"/> Dissolved As <input type="checkbox"/> Dissolved Fe <input type="checkbox"/> Rad 226 <input type="checkbox"/> Rad 228 <input type="checkbox"/> PCB	Gypsum <input type="checkbox"/> Wallboard Gypsum (all below) <input type="checkbox"/> AIM <input type="checkbox"/> TOC <input type="checkbox"/> Total metals <input type="checkbox"/> Soluble Metals <input type="checkbox"/> Purity (CaSO4) <input type="checkbox"/> % Moisture <input type="checkbox"/> Sulfites <input type="checkbox"/> pH <input type="checkbox"/> Chlorides <input type="checkbox"/> Particle Size <input type="checkbox"/> Sulfur	Coal <input type="checkbox"/> Ultimate <input type="checkbox"/> % Moisture <input type="checkbox"/> Ash <input type="checkbox"/> Sulfur <input type="checkbox"/> BTUs <input type="checkbox"/> Volatile Matter <input type="checkbox"/> CHN Other Tests: <input type="checkbox"/> XRF Scan <input type="checkbox"/> HGI <input type="checkbox"/> Fineness <input type="checkbox"/> Particulate Matter	Flyash <input type="checkbox"/> Ammonia <input type="checkbox"/> LOI <input type="checkbox"/> % Carbon <input type="checkbox"/> Mineral Analysis <input type="checkbox"/> Sieve <input type="checkbox"/> % Moisture NPDES <input type="checkbox"/> Oil & Grease <input type="checkbox"/> As <input type="checkbox"/> TSS	Oil <input type="checkbox"/> Trans. Oil Qual. <input type="checkbox"/> %Moisture <input type="checkbox"/> Color <input type="checkbox"/> Acidity <input type="checkbox"/> Dielectric Strength <input type="checkbox"/> IFT <input type="checkbox"/> Dissolved Gases <input type="checkbox"/> Used Oil <input type="checkbox"/> Flashpoint <input type="checkbox"/> Metals in oil (As,Cd,Cr,Ni,Pb Hg) <input type="checkbox"/> TX <input type="checkbox"/> GOFER
--	--	--	--	--	---	---	--	--

Matrix codes: GW-groundwater, DW-drinking water, SW-surface water, WW-waste water, BW-boiler water, L-limestone, Oil-oil, S-Soil, SL-solid, C-coal, G-gypsum, FA-flyash, BA-bottom ash, M-misc (describe in comment section)
Preservative code- 1=<4°C 2=HNO3 3=H2SO4 4-HCl 5=Na2S2O3 6-Other (Specify)

SAMPLE RECEIPT & REVIEW FORM

Client: <u>0000</u>	SDG/AR/COC/Work Order: <u>612999 / 613005</u>
Received By: <u>MVH</u>	Date Received: <u>03-03-2023</u>
Carrier and Tracking Number	Circle Applicable: FedEx Express FedEx Ground UPS Field Services <u>Courier</u> Other

Suspected Hazard Information	Yes	No	*If Net Counts > 100cpm on samples not marked "radioactive", contact the Radiation Safety Group for further investigation.
A) Shipped as a DOT Hazardous?		<input checked="" type="checkbox"/>	Hazard Class Shipped: _____ UN#: _____ If UN2910, Is the Radioactive Shipment Survey Compliant? Yes ___ No ___
B) Did the client designate the samples are to be received as radioactive?		<input checked="" type="checkbox"/>	COC notation or radioactive stickers on containers equal client designation.
C) Did the RSO classify the samples as radioactive?		<input checked="" type="checkbox"/>	Maximum Net Counts Observed* (Observed Counts - Area Background Counts): <u>0</u> CPM/mR/hr Classified as: Rad 1 Rad 2 Rad 3
D) Did the client designate samples are hazardous?		<input checked="" type="checkbox"/>	COC notation or hazard labels on containers equal client designation.
E) Did the RSO identify possible hazards?		<input checked="" type="checkbox"/>	If D or E is yes, select Hazards below. PCB's Flammable Foreign Soil RCRA Asbestos Beryllium Other: _____

Sample Receipt Criteria	Yes	NA	No	Comments/Qualifiers (Required for Non-Conforming Items)
1 Shipping containers received intact and sealed?	<input checked="" type="checkbox"/>			Circle Applicable: Seals broken Damaged container Leaking container Other (describe)
2 Chain of custody documents included with shipment?	<input checked="" type="checkbox"/>			Circle Applicable: Client contacted and provided COC COC created upon receipt
3 Samples requiring cold preservation within (0 ≤ 6 deg. C)?*	<input checked="" type="checkbox"/>			Preservation Method: <u>Wet Ice</u> Ice Packs Dry ice None Other: *all temperatures are recorded in Celsius TEMP: <u>1</u>
4 Daily check performed and passed on IR temperature gun?	<input checked="" type="checkbox"/>			Temperature Device Serial #: <u>IR2-21</u> Secondary Temperature Device Serial # (If Applicable): _____
5 Sample containers intact and sealed?	<input checked="" type="checkbox"/>			Circle Applicable: Seals broken Damaged container Leaking container Other (describe)
6 Samples requiring chemical preservation at proper pH? <u>MU-H03-06-23</u>	<input checked="" type="checkbox"/>			Sample ID's and Containers Affected: <u>AF56413, AF56428, AF56421, AF56403, AF56402, AF5643</u> If Preservation added, Lot#: <u>13-11-13</u>
7 Do any samples require Volatile Analysis?				If Yes, are Encores or Soil Kits present for solids? Yes ___ No ___ NA ___ (If yes, take to VOA Freezer) Do liquid VOA vials contain acid preservation? Yes ___ No ___ NA ___ (If unknown, select No) <input checked="" type="checkbox"/> Are liquid VOA vials free of headspace? Yes ___ No ___ NA ___ Sample ID's and containers affected: _____
8 Samples received within holding time?	<input checked="" type="checkbox"/>			ID's and tests affected: _____
9 Sample ID's on COC match ID's on bottles?	<input checked="" type="checkbox"/>			ID's and containers affected: _____
10 Date & time on COC match date & time on bottles?				Circle Applicable: No dates on containers No times on containers COC missing info Other (describe) <input checked="" type="checkbox"/> Times for samples <u>AF57692, and AF57693 one & another</u>
11 Number of containers received match number indicated on COC?	<input checked="" type="checkbox"/>			Circle Applicable: No container count on COC Other (describe)
12 Are sample containers identifiable as GEL provided by use of GEL labels?	<input checked="" type="checkbox"/>			
13 COC form is properly signed in relinquished/received sections?	<input checked="" type="checkbox"/>			Circle Applicable: Not relinquished Other (describe)

Comments (Use Continuation Form if needed):

PM (or PMA) review: Initials JM Date 3-7-23 Page 1 of 1

List of current GEL Certifications as of 14 March 2023

State	Certification
Alabama	42200
Alaska	17-018
Alaska Drinking Water	SC00012
Arkansas	88-0651
CLIA	42D0904046
California	2940
Colorado	SC00012
Connecticut	PH-0169
DoD ELAP/ ISO17025 A2LA	2567.01
Florida NELAP	E87156
Foreign Soils Permit	P330-15-00283, P330-15-00253
Georgia	SC00012
Georgia SDWA	967
Hawaii	SC00012
Idaho	SC00012
Illinois NELAP	200029
Indiana	C-SC-01
Kansas NELAP	E-10332
Kentucky SDWA	90129
Kentucky Wastewater	90129
Louisiana Drinking Water	LA024
Louisiana NELAP	03046 (AI33904)
Maine	2019020
Maryland	270
Massachusetts	M-SC012
Massachusetts PFAS Approv	Letter
Michigan	9976
Mississippi	SC00012
Nebraska	NE-OS-26-13
Nevada	SC000122023-4
New Hampshire NELAP	2054
New Jersey NELAP	SC002
New Mexico	SC00012
New York NELAP	11501
North Carolina	233
North Carolina SDWA	45709
North Dakota	R-158
Oklahoma	2022-160
Pennsylvania NELAP	68-00485
Puerto Rico	SC00012
S. Carolina Radiochem	10120002
Sanitation Districts of L	9255651
South Carolina Chemistry	10120001
Tennessee	TN 02934
Texas NELAP	T104704235-22-20
Utah NELAP	SC000122022-37
Vermont	VT87156
Virginia NELAP	460202
Washington	C780



April 03, 2023

Ms. Jeanette Gilmetti
Santee Cooper
P.O. Box 2946101
OCO3
Moncks Corner, South Carolina 29461

Re: ABS Lab Analytical
Work Order: 613005

Dear Ms. Gilmetti:

GEL Laboratories, LLC (GEL) appreciates the opportunity to provide the enclosed analytical results for the sample(s) we received on March 03, 2023. This original data report has been prepared and reviewed in accordance with GEL's standard operating procedures.

The samples were delivered with proper chain of custody documentation and signatures. All sample containers arrived without any visible signs of tampering or breakage. There are no additional comments concerning sample receipt.

Test results for NELAP or ISO 17025 accredited tests are verified to meet the requirements of those standards, with any exceptions noted. The results reported relate only to the items tested and to the sample as received by the laboratory. These results may not be reproduced except as full reports without approval by the laboratory. Copies of GEL's accreditations and certifications can be found on our website at www.gel.com.

Our policy is to provide high quality, personalized analytical services to enable you to meet your analytical needs on time every time. We trust that you will find everything in order and to your satisfaction. If you have any questions, please do not hesitate to call me at (843) 556-8171, ext. 4289.

Sincerely,

Julie Robinson
Project Manager

Purchase Order: 398684
Enclosures



GEL LABORATORIES LLC

2040 Savage Road Charleston SC 29407 - (843) 556-8171 - www.gel.com

Certificate of Analysis Report for

SOOP001 Santee Cooper

Client SDG: 613005 GEL Work Order: 613005

The Qualifiers in this report are defined as follows:

- * A quality control analyte recovery is outside of specified acceptance criteria
- ** Analyte is a Tracer compound
- ** Analyte is a surrogate compound
- U Analyte was analyzed for, but not detected above the MDL, MDA, MDC or LOD.

Where the analytical method has been performed under NELAP certification, the analysis has met all of the requirements of the NELAC standard unless qualified on the Certificate of Analysis.

The designation ND, if present, appears in the result column when the analyte concentration is not detected above the limit as defined in the 'U' qualifier above.

This data report has been prepared and reviewed in accordance with GEL Laboratories LLC standard operating procedures. Please direct any questions to your Project Manager, Julie Robinson.

Reviewed by



GEL LABORATORIES LLC

2040 Savage Road Charleston SC 29407 - (843) 556-8171 - www.gel.com

Certificate of Analysis

Report Date: April 3, 2023

Company : Santee Cooper
 Address : P.O. Box 2946101
 OCO3
 Moncks Corner, South Carolina 29461
 Contact: Ms. Jeanette Gilmetti
 Project: ABS Lab Analytical

Client Sample ID: AF56433	Project: SOOP00119
Sample ID: 613005001	Client ID: SOOP001
Matrix: GW	
Collect Date: 28-FEB-23 12:58	
Receive Date: 03-MAR-23	
Collector: Client	

Parameter	Qualifier	Result	Uncertainty	MDC	RL	Units	PF	DF	Analyst	Date	Time	Batch	Method
Rad Gas Flow Proportional Counting													
GFPC, Ra228, Liquid "As Received"													
Radium-228	U	-0.249	+/-0.781	1.56	3.00	pCi/L			JE1	03/29/23	1353	2397799	1
Radium-226+Radium-228 Calculation "See Parent Products"													
Radium-226+228 Sum		0.644	+/-0.904			pCi/L		1	NXL1	04/03/23	1450	2397798	2
Rad Radium-226													
Lucas Cell, Ra226, Liquid "As Received"													
Radium-226		0.644	+/-0.455	0.560	1.00	pCi/L			LXP1	04/03/23	0839	2397388	3

The following Analytical Methods were performed:

Method	Description	Analyst Comments
1	EPA 904.0/SW846 9320 Modified	
2	Calculation	
3	EPA 903.1 Modified	

Surrogate/Tracer	Recovery	Test	Result	Nominal	Recovery%	Acceptable Limits
Barium-133 Tracer		GFPC, Ra228, Liquid "As Received"			89.8	(15%-125%)

Notes:

Counting Uncertainty is calculated at the 95% confidence level (1.96-sigma).

Column headers are defined as follows:

DF: Dilution Factor	Lc/LC: Critical Level
DL: Detection Limit	PF: Prep Factor
MDA: Minimum Detectable Activity	RL: Reporting Limit
MDC: Minimum Detectable Concentration	SQL: Sample Quantitation Limit

GEL LABORATORIES LLC

2040 Savage Road Charleston SC 29407 - (843) 556-8171 - www.gel.com

Certificate of Analysis

Report Date: April 3, 2023

Company : Santee Cooper
Address : P.O. Box 2946101
OCO3
Moncks Corner, South Carolina 29461
Contact: Ms. Jeanette Gilmetti
Project: ABS Lab Analytical

Client Sample ID: AF56435 Project: SOOP00119
Sample ID: 613005002 Client ID: SOOP001
Matrix: GW
Collect Date: 28-FEB-23 11:44
Receive Date: 03-MAR-23
Collector: Client

Parameter	Qualifier	Result	Uncertainty	MDC	RL	Units	PF	DF	Analyst	Date	Time Batch	Method
Rad Gas Flow Proportional Counting												
GFPC, Ra228, Liquid "As Received"												
Radium-228	U	1.77	+/-1.29	2.03	3.00	pCi/L		JE1	03/29/23	1353	2397799	1
Radium-226+Radium-228 Calculation "See Parent Products"												
Radium-226+228 Sum		3.09	+/-1.47			pCi/L		1 NXL1	04/03/23	1450	2397798	2
Rad Radium-226												
Lucas Cell, Ra226, Liquid "As Received"												
Radium-226		1.32	+/-0.707	0.797	1.00	pCi/L		LXP1	04/03/23	0839	2397388	3

The following Analytical Methods were performed:

Method	Description	Analyst Comments
1	EPA 904.0/SW846 9320 Modified	
2	Calculation	
3	EPA 903.1 Modified	

Surrogate/Tracer Recovery	Test	Result	Nominal	Recovery%	Acceptable Limits
Barium-133 Tracer	GFPC, Ra228, Liquid "As Received"			73.8	(15%-125%)

Notes:

Counting Uncertainty is calculated at the 95% confidence level (1.96-sigma).

Column headers are defined as follows:

DF: Dilution Factor Lc/LC: Critical Level
DL: Detection Limit PF: Prep Factor
MDA: Minimum Detectable Activity RL: Reporting Limit
MDC: Minimum Detectable Concentration SQL: Sample Quantitation Limit

GEL LABORATORIES LLC

2040 Savage Road Charleston SC 29407 - (843) 556-8171 - www.gel.com

Certificate of Analysis

Report Date: April 3, 2023

Company : Santee Cooper
 Address : P.O. Box 2946101
 OCO3
 Moncks Corner, South Carolina 29461
 Contact: Ms. Jeanette Gilmetti
 Project: ABS Lab Analytical

Client Sample ID: AF56436	Project: SOOP00119
Sample ID: 613005003	Client ID: SOOP001
Matrix: GW	
Collect Date: 28-FEB-23 10:19	
Receive Date: 03-MAR-23	
Collector: Client	

Parameter	Qualifier	Result	Uncertainty	MDC	RL	Units	PF	DF	Analyst	Date	Time	Batch	Method
Rad Gas Flow Proportional Counting													
GFPC, Ra228, Liquid "As Received"													
Radium-228	U	-0.0291	+/-0.690	1.35	3.00	pCi/L			JE1	03/29/23	1353	2397799	1
Radium-226+Radium-228 Calculation "See Parent Products"													
Radium-226+228 Sum		0.482	+/-0.837			pCi/L		1	NXL1	04/03/23	1450	2397798	2
Rad Radium-226													
Lucas Cell, Ra226, Liquid "As Received"													
Radium-226	U	0.482	+/-0.473	0.699	1.00	pCi/L			LXP1	04/03/23	0839	2397388	3

The following Analytical Methods were performed:

Method	Description	Analyst Comments
1	EPA 904.0/SW846 9320 Modified	
2	Calculation	
3	EPA 903.1 Modified	

Surrogate/Tracer	Recovery	Test	Result	Nominal	Recovery%	Acceptable Limits
Barium-133 Tracer		GFPC, Ra228, Liquid "As Received"			93.3	(15%-125%)

Notes:

Counting Uncertainty is calculated at the 95% confidence level (1.96-sigma).

Column headers are defined as follows:

DF: Dilution Factor	Lc/LC: Critical Level
DL: Detection Limit	PF: Prep Factor
MDA: Minimum Detectable Activity	RL: Reporting Limit
MDC: Minimum Detectable Concentration	SQL: Sample Quantitation Limit

GEL LABORATORIES LLC

2040 Savage Road Charleston SC 29407 - (843) 556-8171 - www.gel.com

Certificate of Analysis

Report Date: April 3, 2023

Company : Santee Cooper
 Address : P.O. Box 2946101
 OCO3
 Moncks Corner, South Carolina 29461
 Contact: Ms. Jeanette Gilmetti
 Project: ABS Lab Analytical

Client Sample ID: AF56437	Project: SOOP00119
Sample ID: 613005004	Client ID: SOOP001
Matrix: GW	
Collect Date: 28-FEB-23 10:24	
Receive Date: 03-MAR-23	
Collector: Client	

Parameter	Qualifier	Result	Uncertainty	MDC	RL	Units	PF	DF	Analyst	Date	Time Batch	Method
Rad Gas Flow Proportional Counting												
GFPC, Ra228, Liquid "As Received"												
Radium-228	U	-0.766	+/-0.835	1.75	3.00	pCi/L			JE1	03/29/23	1353 2397799	1
Radium-226+Radium-228 Calculation "See Parent Products"												
Radium-226+228 Sum		0.569	+/-0.926			pCi/L		1	NXL1	04/03/23	1450 2397798	2
Rad Radium-226												
Lucas Cell, Ra226, Liquid "As Received"												
Radium-226		0.569	+/-0.399	0.392	1.00	pCi/L			LXP1	04/03/23	0839 2397388	3

The following Analytical Methods were performed:

Method	Description	Analyst Comments
1	EPA 904.0/SW846 9320 Modified	
2	Calculation	
3	EPA 903.1 Modified	

Surrogate/Tracer Recovery	Test	Result	Nominal	Recovery%	Acceptable Limits
Barium-133 Tracer	GFPC, Ra228, Liquid "As Received"			91.5	(15%-125%)

Notes:

Counting Uncertainty is calculated at the 95% confidence level (1.96-sigma).

Column headers are defined as follows:

DF: Dilution Factor	Lc/LC: Critical Level
DL: Detection Limit	PF: Prep Factor
MDA: Minimum Detectable Activity	RL: Reporting Limit
MDC: Minimum Detectable Concentration	SQL: Sample Quantitation Limit

GEL LABORATORIES LLC

2040 Savage Road Charleston SC 29407 - (843) 556-8171 - www.gel.com

Certificate of Analysis

Report Date: April 3, 2023

Company : Santee Cooper
Address : P.O. Box 2946101
OCO3
Moncks Corner, South Carolina 29461
Contact: Ms. Jeanette Gilmetti
Project: ABS Lab Analytical

Client Sample ID: AF56438 Project: SOOP00119
Sample ID: 613005005 Client ID: SOOP001
Matrix: GW
Collect Date: 28-FEB-23 14:31
Receive Date: 03-MAR-23
Collector: Client

Parameter	Qualifier	Result	Uncertainty	MDC	RL	Units	PF	DF	Analyst	Date	Time Batch	Method
Rad Gas Flow Proportional Counting												
GFPC, Ra228, Liquid "As Received"												
Radium-228		2.60	+/-1.20	1.68	3.00	pCi/L			JE1	03/29/23	1353 2397799	1
Radium-226+Radium-228 Calculation "See Parent Products"												
Radium-226+228 Sum		3.92	+/-1.36			pCi/L		1	NXL1	04/03/23	1450 2397798	2
Rad Radium-226												
Lucas Cell, Ra226, Liquid "As Received"												
Radium-226		1.32	+/-0.639	0.633	1.00	pCi/L			LXP1	04/03/23	0839 2397388	3

The following Analytical Methods were performed:

Method	Description	Analyst Comments
1	EPA 904.0/SW846 9320 Modified	
2	Calculation	
3	EPA 903.1 Modified	

Surrogate/Tracer Recovery	Test	Result	Nominal	Recovery%	Acceptable Limits
Barium-133 Tracer	GFPC, Ra228, Liquid "As Received"			87	(15%-125%)

Notes:

Counting Uncertainty is calculated at the 95% confidence level (1.96-sigma).

Column headers are defined as follows:

DF: Dilution Factor Lc/LC: Critical Level
DL: Detection Limit PF: Prep Factor
MDA: Minimum Detectable Activity RL: Reporting Limit
MDC: Minimum Detectable Concentration SQL: Sample Quantitation Limit

GEL LABORATORIES LLC

2040 Savage Road Charleston SC 29407 - (843) 556-8171 - www.gel.com

Certificate of Analysis

Report Date: April 3, 2023

Company : Santee Cooper
 Address : P.O. Box 2946101
 OCO3
 Moncks Corner, South Carolina 29461
 Contact: Ms. Jeanette Gilmetti
 Project: ABS Lab Analytical

Client Sample ID: AF56402	Project: SOOP00119
Sample ID: 613005006	Client ID: SOOP001
Matrix: GW	
Collect Date: 27-FEB-23 12:47	
Receive Date: 03-MAR-23	
Collector: Client	

Parameter	Qualifier	Result	Uncertainty	MDC	RL	Units	PF	DF	Analyst	Date	Time	Batch	Method
Rad Gas Flow Proportional Counting													
GFPC, Ra228, Liquid "As Received"													
Radium-228	U	1.51	+/-1.11	1.75	3.00	pCi/L			JE1	03/29/23	1353	2397799	1
Radium-226+Radium-228 Calculation "See Parent Products"													
Radium-226+228 Sum		2.78	+/-1.28			pCi/L		1	NXL1	04/03/23	1450	2397798	2
Rad Radium-226													
Lucas Cell, Ra226, Liquid "As Received"													
Radium-226		1.26	+/-0.631	0.611	1.00	pCi/L			LXP1	04/03/23	0839	2397388	3

The following Analytical Methods were performed:

Method	Description	Analyst Comments
1	EPA 904.0/SW846 9320 Modified	
2	Calculation	
3	EPA 903.1 Modified	

Surrogate/Tracer Recovery	Test	Result	Nominal	Recovery%	Acceptable Limits
Barium-133 Tracer	GFPC, Ra228, Liquid "As Received"			93.2	(15%-125%)

Notes:

Counting Uncertainty is calculated at the 95% confidence level (1.96-sigma).

Column headers are defined as follows:

DF: Dilution Factor	Lc/LC: Critical Level
DL: Detection Limit	PF: Prep Factor
MDA: Minimum Detectable Activity	RL: Reporting Limit
MDC: Minimum Detectable Concentration	SQL: Sample Quantitation Limit

GEL LABORATORIES LLC

2040 Savage Road Charleston SC 29407 - (843) 556-8171 - www.gel.com

Certificate of Analysis

Report Date: April 3, 2023

Company : Santee Cooper
 Address : P.O. Box 2946101
 OCO3
 Moncks Corner, South Carolina 29461
 Contact: Ms. Jeanette Gilmetti
 Project: ABS Lab Analytical

Client Sample ID: AF56403	Project: SOOP00119
Sample ID: 613005007	Client ID: SOOP001
Matrix: GW	
Collect Date: 27-FEB-23 09:57	
Receive Date: 03-MAR-23	
Collector: Client	

Parameter	Qualifier	Result	Uncertainty	MDC	RL	Units	PF	DF	Analyst	Date	Time	Batch	Method
Rad Gas Flow Proportional Counting													
GFPC, Ra228, Liquid "As Received"													
Radium-228	U	-0.163	+/-1.41	2.61	3.00	pCi/L			JE1	03/29/23	1353	2397799	1
Radium-226+Radium-228 Calculation "See Parent Products"													
Radium-226+228 Sum		1.55	+/-1.56			pCi/L		1	NXL1	04/03/23	1450	2397798	2
Rad Radium-226													
Lucas Cell, Ra226, Liquid "As Received"													
Radium-226		1.55	+/-0.668	0.494	1.00	pCi/L			LXP1	04/03/23	0839	2397388	3

The following Analytical Methods were performed:

Method	Description	Analyst Comments
1	EPA 904.0/SW846 9320 Modified	
2	Calculation	
3	EPA 903.1 Modified	

Surrogate/Tracer Recovery	Test	Result	Nominal	Recovery%	Acceptable Limits
Barium-133 Tracer	GFPC, Ra228, Liquid "As Received"			74	(15%-125%)

Notes:

Counting Uncertainty is calculated at the 95% confidence level (1.96-sigma).

Column headers are defined as follows:

DF: Dilution Factor	Lc/LC: Critical Level
DL: Detection Limit	PF: Prep Factor
MDA: Minimum Detectable Activity	RL: Reporting Limit
MDC: Minimum Detectable Concentration	SQL: Sample Quantitation Limit

GEL LABORATORIES LLC

2040 Savage Road Charleston SC 29407 - (843) 556-8171 - www.gel.com

Certificate of Analysis

Report Date: April 3, 2023

Company : Santee Cooper
 Address : P.O. Box 2946101
 OCO3
 Moncks Corner, South Carolina 29461
 Contact: Ms. Jeanette Gilmetti
 Project: ABS Lab Analytical

Client Sample ID: AF56404	Project: SOOP00119
Sample ID: 613005008	Client ID: SOOP001
Matrix: GW	
Collect Date: 27-FEB-23 10:02	
Receive Date: 03-MAR-23	
Collector: Client	

Parameter	Qualifier	Result	Uncertainty	MDC	RL	Units	PF	DF	Analyst	Date	Time	Batch	Method
Rad Gas Flow Proportional Counting													
GFPC, Ra228, Liquid "As Received"													
Radium-228	U	1.00	+/-1.16	1.94	3.00	pCi/L			JE1	03/29/23	1353	2397799	1
Radium-226+Radium-228 Calculation "See Parent Products"													
Radium-226+228 Sum		3.12	+/-1.42			pCi/L		1	NXL1	04/03/23	1450	2397798	2
Rad Radium-226													
Lucas Cell, Ra226, Liquid "As Received"													
Radium-226		2.11	+/-0.816	0.467	1.00	pCi/L			LXP1	04/03/23	0913	2397388	3

The following Analytical Methods were performed:

Method	Description	Analyst Comments
1	EPA 904.0/SW846 9320 Modified	
2	Calculation	
3	EPA 903.1 Modified	

Surrogate/Tracer	Recovery	Test	Result	Nominal	Recovery%	Acceptable Limits
Barium-133 Tracer		GFPC, Ra228, Liquid "As Received"			74.3	(15%-125%)

Notes:

Counting Uncertainty is calculated at the 95% confidence level (1.96-sigma).

Column headers are defined as follows:

DF: Dilution Factor	Lc/LC: Critical Level
DL: Detection Limit	PF: Prep Factor
MDA: Minimum Detectable Activity	RL: Reporting Limit
MDC: Minimum Detectable Concentration	SQL: Sample Quantitation Limit

GEL LABORATORIES LLC

2040 Savage Road Charleston SC 29407 - (843) 556-8171 - www.gel.com

Certificate of Analysis

Report Date: April 3, 2023

Company : Santee Cooper
Address : P.O. Box 2946101
OCO3
Moncks Corner, South Carolina 29461
Contact: Ms. Jeanette Gilmetti
Project: ABS Lab Analytical

Client Sample ID: AF56434 Project: SOOP00119
Sample ID: 613005009 Client ID: SOOP001
Matrix: GW
Collect Date: 27-FEB-23 15:44
Receive Date: 03-MAR-23
Collector: Client

Parameter	Qualifier	Result	Uncertainty	MDC	RL	Units	PF	DF	Analyst	Date	Time	Batch	Method
Rad Gas Flow Proportional Counting													
GFPC, Ra228, Liquid "As Received"													
Radium-228		2.28	+/-1.34	2.01	3.00	pCi/L			JE1	03/29/23	1353	2397799	1
Radium-226+Radium-228 Calculation "See Parent Products"													
Radium-226+228 Sum		3.38	+/-1.47			pCi/L		1	NXL1	04/03/23	1450	2397798	2
Rad Radium-226													
Lucas Cell, Ra226, Liquid "As Received"													
Radium-226		1.11	+/-0.592	0.650	1.00	pCi/L			LXP1	04/03/23	0913	2397388	3

The following Analytical Methods were performed:

Method	Description	Analyst Comments
1	EPA 904.0/SW846 9320 Modified	
2	Calculation	
3	EPA 903.1 Modified	

Surrogate/Tracer	Recovery	Test	Result	Nominal	Recovery%	Acceptable Limits
Barium-133 Tracer		GFPC, Ra228, Liquid "As Received"			70	(15%-125%)

Notes:

Counting Uncertainty is calculated at the 95% confidence level (1.96-sigma).

Column headers are defined as follows:

DF: Dilution Factor Lc/LC: Critical Level
DL: Detection Limit PF: Prep Factor
MDA: Minimum Detectable Activity RL: Reporting Limit
MDC: Minimum Detectable Concentration SQL: Sample Quantitation Limit

GEL LABORATORIES LLC

2040 Savage Road Charleston SC 29407 - (843) 556-8171 - www.gel.com

Certificate of Analysis

Report Date: April 3, 2023

Company : Santee Cooper
 Address : P.O. Box 2946101
 OCO3
 Moncks Corner, South Carolina 29461
 Contact: Ms. Jeanette Gilmetti
 Project: ABS Lab Analytical

Client Sample ID: AF56414	Project: SOOP00119
Sample ID: 613005010	Client ID: SOOP001
Matrix: GW	
Collect Date: 02-MAR-23 12:46	
Receive Date: 03-MAR-23	
Collector: Client	

Parameter	Qualifier	Result	Uncertainty	MDC	RL	Units	PF	DF	Analyst	Date	Time	Batch	Method
Rad Gas Flow Proportional Counting													
GFPC, Ra228, Liquid "As Received"													
Radium-228	U	1.86	+/-1.32	2.04	3.00	pCi/L			JE1	03/29/23	1353	2397799	1
Radium-226+Radium-228 Calculation "See Parent Products"													
Radium-226+228 Sum		3.89	+/-1.53			pCi/L		1	NXL1	04/03/23	1450	2397798	2
Rad Radium-226													
Lucas Cell, Ra226, Liquid "As Received"													
Radium-226		2.03	+/-0.775	0.608	1.00	pCi/L			LXP1	04/03/23	0913	2397388	3

The following Analytical Methods were performed:

Method	Description	Analyst Comments
1	EPA 904.0/SW846 9320 Modified	
2	Calculation	
3	EPA 903.1 Modified	

Surrogate/Tracer Recovery	Test	Result	Nominal	Recovery%	Acceptable Limits
Barium-133 Tracer	GFPC, Ra228, Liquid "As Received"			64.8	(15%-125%)

Notes:

Counting Uncertainty is calculated at the 95% confidence level (1.96-sigma).

Column headers are defined as follows:

DF: Dilution Factor	Lc/LC: Critical Level
DL: Detection Limit	PF: Prep Factor
MDA: Minimum Detectable Activity	RL: Reporting Limit
MDC: Minimum Detectable Concentration	SQL: Sample Quantitation Limit

GEL LABORATORIES LLC

2040 Savage Road Charleston SC 29407 - (843) 556-8171 - www.gel.com

Certificate of Analysis

Report Date: April 3, 2023

Company : Santee Cooper
Address : P.O. Box 2946101
OCO3
Moncks Corner, South Carolina 29461
Contact: Ms. Jeanette Gilmetti
Project: ABS Lab Analytical

Client Sample ID: AF56423 Project: SOOP00119
Sample ID: 613005011 Client ID: SOOP001
Matrix: GW
Collect Date: 02-MAR-23 09:52
Receive Date: 03-MAR-23
Collector: Client

Parameter	Qualifier	Result	Uncertainty	MDC	RL	Units	PF	DF	Analyst	Date	Time Batch	Method
Rad Gas Flow Proportional Counting												
GFPC, Ra228, Liquid "As Received"												
Radium-228		2.86	+/-1.55	2.31	3.00	pCi/L		JE1	03/29/23	1353	2397799	1
Radium-226+Radium-228 Calculation "See Parent Products"												
Radium-226+228 Sum		5.59	+/-1.83			pCi/L		1 NXL1	04/03/23	1450	2397798	2
Rad Radium-226												
Lucas Cell, Ra226, Liquid "As Received"												
Radium-226		2.72	+/-0.971	0.718	1.00	pCi/L		LXP1	04/03/23	0913	2397388	3

The following Analytical Methods were performed:

Method	Description	Analyst Comments
1	EPA 904.0/SW846 9320 Modified	
2	Calculation	
3	EPA 903.1 Modified	

Surrogate/Tracer Recovery	Test	Result	Nominal	Recovery%	Acceptable Limits
Barium-133 Tracer	GFPC, Ra228, Liquid "As Received"			67.2	(15%-125%)

Notes:

Counting Uncertainty is calculated at the 95% confidence level (1.96-sigma).

Column headers are defined as follows:

DF: Dilution Factor Lc/LC: Critical Level
DL: Detection Limit PF: Prep Factor
MDA: Minimum Detectable Activity RL: Reporting Limit
MDC: Minimum Detectable Concentration SQL: Sample Quantitation Limit

GEL LABORATORIES LLC

2040 Savage Road Charleston SC 29407 - (843) 556-8171 - www.gel.com

Certificate of Analysis

Report Date: April 3, 2023

Company : Santee Cooper
Address : P.O. Box 2946101
OCO3
Moncks Corner, South Carolina 29461
Contact: Ms. Jeanette Gilmetti
Project: ABS Lab Analytical

Client Sample ID: AF56428 Project: SOOP00119
Sample ID: 613005012 Client ID: SOOP001
Matrix: GW
Collect Date: 02-MAR-23 10:56
Receive Date: 03-MAR-23
Collector: Client

Parameter	Qualifier	Result	Uncertainty	MDC	RL	Units	PF	DF	Analyst	Date	Time	Batch	Method
Rad Gas Flow Proportional Counting GFPC, Ra228, Liquid "As Received"													
Radium-228	U	1.86	+/-1.30	2.02	3.00	pCi/L		JE1	03/29/23	1353	2397799		1
Radium-226+Radium-228 Calculation "See Parent Products"													
Radium-226+228 Sum		3.02	+/-1.43			pCi/L		1 NXL1	04/03/23	1450	2397798		2
Rad Radium-226 Lucas Cell, Ra226, Liquid "As Received"													
Radium-226		1.16	+/-0.597	0.592	1.00	pCi/L		LXP1	04/03/23	0913	2397388		3

The following Analytical Methods were performed:

Method	Description	Analyst Comments
1	EPA 904.0/SW846 9320 Modified	
2	Calculation	
3	EPA 903.1 Modified	

Surrogate/Tracer Recovery	Test	Result	Nominal	Recovery%	Acceptable Limits
Barium-133 Tracer	GFPC, Ra228, Liquid "As Received"			74	(15%-125%)

Notes:

Counting Uncertainty is calculated at the 95% confidence level (1.96-sigma).

Column headers are defined as follows:

DF: Dilution Factor Lc/LC: Critical Level
DL: Detection Limit PF: Prep Factor
MDA: Minimum Detectable Activity RL: Reporting Limit
MDC: Minimum Detectable Concentration SQL: Sample Quantitation Limit

GEL LABORATORIES LLC

2040 Savage Road Charleston SC 29407 - (843) 556-8171 - www.gel.com

Certificate of Analysis

Report Date: April 3, 2023

Company : Santee Cooper
 Address : P.O. Box 2946101
 OCO3
 Moncks Corner, South Carolina 29461
 Contact: Ms. Jeanette Gilmetti
 Project: ABS Lab Analytical

Client Sample ID: AF56421	Project: SOOP00119
Sample ID: 613005013	Client ID: SOOP001
Matrix: GW	
Collect Date: 01-MAR-23 14:41	
Receive Date: 03-MAR-23	
Collector: Client	

Parameter	Qualifier	Result	Uncertainty	MDC	RL	Units	PF	DF	Analyst	Date	Time	Batch	Method
Rad Gas Flow Proportional Counting													
GFPC, Ra228, Liquid "As Received"													
Radium-228	U	1.24	+/-0.981	1.55	3.00	pCi/L			JE1	03/29/23	1354	2397799	1
Radium-226+Radium-228 Calculation "See Parent Products"													
Radium-226+228 Sum		1.94	+/-1.10			pCi/L		1	NXL1	04/03/23	1450	2397798	2
Rad Radium-226													
Lucas Cell, Ra226, Liquid "As Received"													
Radium-226		0.704	+/-0.496	0.628	1.00	pCi/L			LXP1	04/03/23	0913	2397388	3

The following Analytical Methods were performed:

Method	Description	Analyst Comments
1	EPA 904.0/SW846 9320 Modified	
2	Calculation	
3	EPA 903.1 Modified	

Surrogate/Tracer Recovery	Test	Result	Nominal	Recovery%	Acceptable Limits
Barium-133 Tracer	GFPC, Ra228, Liquid "As Received"			87.2	(15%-125%)

Notes:

Counting Uncertainty is calculated at the 95% confidence level (1.96-sigma).

Column headers are defined as follows:

- | | |
|---------------------------------------|--------------------------------|
| DF: Dilution Factor | Lc/LC: Critical Level |
| DL: Detection Limit | PF: Prep Factor |
| MDA: Minimum Detectable Activity | RL: Reporting Limit |
| MDC: Minimum Detectable Concentration | SQL: Sample Quantitation Limit |

GEL LABORATORIES LLC

2040 Savage Road Charleston SC 29407 - (843) 556-8171 - www.gel.com

Certificate of Analysis

Report Date: April 3, 2023

Company : Santee Cooper
 Address : P.O. Box 2946101
 OCO3
 Moncks Corner, South Carolina 29461
 Contact: Ms. Jeanette Gilmetti
 Project: ABS Lab Analytical

Client Sample ID: AF56424	Project: SOOP00119
Sample ID: 613005014	Client ID: SOOP001
Matrix: GW	
Collect Date: 01-MAR-23 13:37	
Receive Date: 03-MAR-23	
Collector: Client	

Parameter	Qualifier	Result	Uncertainty	MDC	RL	Units	PF	DF	Analyst	Date	Time Batch	Method
Rad Gas Flow Proportional Counting												
GFPC, Ra228, Liquid "As Received"												
Radium-228	U	0.794	+/-1.11	1.91	3.00	pCi/L		JE1	03/29/23	1354	2397799	1
Radium-226+Radium-228 Calculation "See Parent Products"												
Radium-226+228 Sum		1.98	+/-1.28			pCi/L		1 NXL1	04/03/23	1450	2397798	2
Rad Radium-226												
Lucas Cell, Ra226, Liquid "As Received"												
Radium-226		1.18	+/-0.630	0.605	1.00	pCi/L		LXP1	04/03/23	0913	2397388	3

The following Analytical Methods were performed:

Method	Description	Analyst Comments
1	EPA 904.0/SW846 9320 Modified	
2	Calculation	
3	EPA 903.1 Modified	

Surrogate/Tracer Recovery	Test	Result	Nominal	Recovery%	Acceptable Limits
Barium-133 Tracer	GFPC, Ra228, Liquid "As Received"			66.8	(15%-125%)

Notes:

Counting Uncertainty is calculated at the 95% confidence level (1.96-sigma).

Column headers are defined as follows:

DF: Dilution Factor	Lc/LC: Critical Level
DL: Detection Limit	PF: Prep Factor
MDA: Minimum Detectable Activity	RL: Reporting Limit
MDC: Minimum Detectable Concentration	SQL: Sample Quantitation Limit

GEL LABORATORIES LLC

2040 Savage Road Charleston SC 29407 - (843) 556-8171 - www.gel.com

Certificate of Analysis

Report Date: April 3, 2023

Company : Santee Cooper
 Address : P.O. Box 2946101
 OCO3
 Moncks Corner, South Carolina 29461
 Contact: Ms. Jeanette Gilmetti
 Project: ABS Lab Analytical

Client Sample ID: AF56439	Project: SOOP00119
Sample ID: 613005015	Client ID: SOOP001
Matrix: GW	
Collect Date: 01-MAR-23 10:22	
Receive Date: 03-MAR-23	
Collector: Client	

Parameter	Qualifier	Result	Uncertainty	MDC	RL	Units	PF	DF	Analyst	Date	Time	Batch	Method
Rad Gas Flow Proportional Counting													
GFPC, Ra228, Liquid "As Received"													
Radium-228	U	0.580	+/-0.976	1.72	3.00	pCi/L			JE1	03/29/23	1354	2397799	1
Radium-226+Radium-228 Calculation "See Parent Products"													
Radium-226+228 Sum		0.994	+/-1.03			pCi/L		1	NXL1	04/03/23	1450	2397798	2
Rad Radium-226													
Lucas Cell, Ra226, Liquid "As Received"													
Radium-226		0.414	+/-0.336	0.373	1.00	pCi/L			LXP1	04/03/23	0913	2397388	3

The following Analytical Methods were performed:

Method	Description	Analyst Comments
1	EPA 904.0/SW846 9320 Modified	
2	Calculation	
3	EPA 903.1 Modified	

Surrogate/Tracer Recovery	Test	Result	Nominal	Recovery%	Acceptable Limits
Barium-133 Tracer	GFPC, Ra228, Liquid "As Received"			69.6	(15%-125%)

Notes:

Counting Uncertainty is calculated at the 95% confidence level (1.96-sigma).

Column headers are defined as follows:

- | | |
|---------------------------------------|--------------------------------|
| DF: Dilution Factor | Lc/LC: Critical Level |
| DL: Detection Limit | PF: Prep Factor |
| MDA: Minimum Detectable Activity | RL: Reporting Limit |
| MDC: Minimum Detectable Concentration | SQL: Sample Quantitation Limit |

GEL LABORATORIES LLC

2040 Savage Road Charleston SC 29407 - (843) 556-8171 - www.gel.com

Certificate of Analysis

Report Date: April 3, 2023

Company : Santee Cooper
 Address : P.O. Box 2946101
 OCO3
 Moncks Corner, South Carolina 29461
 Contact: Ms. Jeanette Gilmetti
 Project: ABS Lab Analytical

Client Sample ID: AF56441	Project: SOOP00119
Sample ID: 613005016	Client ID: SOOP001
Matrix: GW	
Collect Date: 01-MAR-23 11:45	
Receive Date: 03-MAR-23	
Collector: Client	

Parameter	Qualifier	Result	Uncertainty	MDC	RL	Units	PF	DF	Analyst	Date	Time Batch	Method
Rad Gas Flow Proportional Counting												
GFPC, Ra228, Liquid "As Received"												
Radium-228	U	0.269	+/-0.783	1.43	3.00	pCi/L		JE1	03/29/23	1354	2397799	1
Radium-226+Radium-228 Calculation "See Parent Products"												
Radium-226+228 Sum		1.02	+/-0.912			pCi/L		1 NXL1	04/03/23	1450	2397798	2
Rad Radium-226												
Lucas Cell, Ra226, Liquid "As Received"												
Radium-226		0.747	+/-0.468	0.416	1.00	pCi/L		LXP1	04/03/23	0931	2397388	3

The following Analytical Methods were performed:

Method	Description	Analyst Comments
1	EPA 904.0/SW846 9320 Modified	
2	Calculation	
3	EPA 903.1 Modified	

Surrogate/Tracer Recovery	Test	Result	Nominal	Recovery%	Acceptable Limits
Barium-133 Tracer	GFPC, Ra228, Liquid "As Received"			91.4	(15%-125%)

Notes:

Counting Uncertainty is calculated at the 95% confidence level (1.96-sigma).

Column headers are defined as follows:

DF: Dilution Factor	Lc/LC: Critical Level
DL: Detection Limit	PF: Prep Factor
MDA: Minimum Detectable Activity	RL: Reporting Limit
MDC: Minimum Detectable Concentration	SQL: Sample Quantitation Limit

GEL LABORATORIES LLC

2040 Savage Road Charleston, SC 29407 - (843) 556-8171 - www.gel.com

QC Summary

Report Date: April 3, 2023

Page 1 of 2

Santee Cooper
P.O. Box 2946101
OCO3
Moncks Corner, South Carolina
Contact: Ms. Jeanette Gilmetti

Workorder: 613005

Parmname	NOM	Sample	Qual	QC	Units	RPD%	REC%	Range	Anlst	Date	Time
Rad Gas Flow											
Batch	2397799										
QC1205344410	613005001	DUP									
Radium-228	U	-0.249		1.56	pCi/L	276*		(0% - 100%)	JE1	03/29/23	13:53
	Uncertainty	+/-0.781		+/-1.00							
QC1205344411	LCS										
Radium-228	62.2			70.2	pCi/L		113	(75%-125%)		03/29/23	13:53
	Uncertainty			+/-4.54							
QC1205344409	MB										
Radium-228			U	0.121	pCi/L					03/29/23	13:53
	Uncertainty			+/-1.00							
Rad Ra-226											
Batch	2397388										
QC1205343453	613005001	DUP									
Radium-226				0.644	pCi/L	57.3		(0% - 100%)	LXP1	04/03/23	09:48
	Uncertainty			+/-0.455							
QC1205343455	LCS										
Radium-226	26.5			30.7	pCi/L		116	(75%-125%)		04/03/23	09:48
	Uncertainty			+/-2.99							
QC1205343452	MB										
Radium-226			U	0.167	pCi/L					04/03/23	09:48
	Uncertainty			+/-0.305							
QC1205343454	613005001	MS									
Radium-226	132	0.644		101	pCi/L		75.5	(75%-125%)		04/03/23	09:48
	Uncertainty			+/-0.455							

- Notes:**
- Counting Uncertainty is calculated at the 95% confidence level (1.96-sigma).
 - The Qualifiers in this report are defined as follows:
 - U Analyte was analyzed for, but not detected above the MDL, MDA, MDC or LOD.
 - J Value is estimated
 - X Consult Case Narrative, Data Summary package, or Project Manager concerning this qualifier
 - H Analytical holding time was exceeded
 - < Result is less than value reported

GEL LABORATORIES LLC

2040 Savage Road Charleston, SC 29407 - (843) 556-8171 - www.gel.com

QC Summary

Workorder: 613005

Page 2 of 2

Parmname	NOM	Sample	Qual	QC	Units	RPD%	REC%	Range	Anlst	Date	Time
>											
UI											
BD											
h											
R											
^											
N/A											
ND											
M											
NJ											
FA											
UJ											
Q											
K											
UL											
L											
NI											
Y											
**											
M											
J											

N/A indicates that spike recovery limits do not apply when sample concentration exceeds spike conc. by a factor of 4 or more or %RPD not applicable.

^ The Relative Percent Difference (RPD) obtained from the sample duplicate (DUP) is evaluated against the acceptance criteria when the sample is greater than five times (5X) the contract required detection limit (RL). In cases where either the sample or duplicate value is less than 5X the RL, a control limit of +/- the RL is used to evaluate the DUP result.

* Indicates that a Quality Control parameter was not within specifications.

For PS, PSD, and SDILT results, the values listed are the measured amounts, not final concentrations.

Where the analytical method has been performed under NELAP certification, the analysis has met all of the requirements of the NELAC standard unless qualified on the QC Summary.

**Radiochemistry
Technical Case Narrative
Santee Cooper
SDG #: 613005**

Product: Radium-226+Radium-228 Calculation

Analytical Method: Calculation

Analytical Procedure: GL-RAD-D-003 REV# 45

Analytical Batch: 2397798

The following samples were analyzed using the above methods and analytical procedure(s).

<u>GEL Sample ID#</u>	<u>Client Sample Identification</u>
613005001	AF56433
613005002	AF56435
613005003	AF56436
613005004	AF56437
613005005	AF56438
613005006	AF56402
613005007	AF56403
613005008	AF56404
613005009	AF56434
613005010	AF56414
613005011	AF56423
613005012	AF56428
613005013	AF56421
613005014	AF56424
613005015	AF56439
613005016	AF56441

The samples in this SDG were analyzed on an "as received" basis.

Data Summary:

There are no exceptions, anomalies or deviations from the specified methods. All sample data provided in this report met the acceptance criteria specified in the analytical methods and procedures for initial calibration, continuing calibration, instrument controls and process controls where applicable.

Product: GFPC, Ra228, Liquid

Analytical Method: EPA 904.0/SW846 9320 Modified

Analytical Procedure: GL-RAD-A-063 REV# 5

Analytical Batch: 2397799

The following samples were analyzed using the above methods and analytical procedure(s).

<u>GEL Sample ID#</u>	<u>Client Sample Identification</u>
613005001	AF56433
613005002	AF56435
613005003	AF56436

613005004	AF56437
613005005	AF56438
613005006	AF56402
613005007	AF56403
613005008	AF56404
613005009	AF56434
613005010	AF56414
613005011	AF56423
613005012	AF56428
613005013	AF56421
613005014	AF56424
613005015	AF56439
613005016	AF56441
1205344409	Method Blank (MB)
1205344410	613005001(AF56433) Sample Duplicate (DUP)
1205344411	Laboratory Control Sample (LCS)

The samples in this SDG were analyzed on an "as received" basis.

Data Summary:

All sample data provided in this report met the acceptance criteria specified in the analytical methods and procedures for initial calibration, continuing calibration, instrument controls and process controls where applicable, with the following exceptions.

Quality Control (QC) Information

Duplication Criteria between QC Sample and Duplicate Sample

The Sample and the Duplicate, (See Below), did not meet the relative percent difference requirement; however, they do meet the relative error ratio requirement with the value listed below.

Sample	Analyte	Value
1205344410 (AF56433DUP)	Radium-228	RPD 276* (0.0%-100.0%) RER 2.65 (0-3)

Product: Lucas Cell, Ra226, Liquid

Analytical Method: EPA 903.1 Modified

Analytical Procedure: GL-RAD-A-008 REV# 15

Analytical Batch: 2397388

The following samples were analyzed using the above methods and analytical procedure(s).

<u>GEL Sample ID#</u>	<u>Client Sample Identification</u>
613005001	AF56433
613005002	AF56435
613005003	AF56436
613005004	AF56437
613005005	AF56438
613005006	AF56402
613005007	AF56403

613005008	AF56404
613005009	AF56434
613005010	AF56414
613005011	AF56423
613005012	AF56428
613005013	AF56421
613005014	AF56424
613005015	AF56439
613005016	AF56441
1205343452	Method Blank (MB)
1205343453	613005001(AF56433) Sample Duplicate (DUP)
1205343454	613005001(AF56433) Matrix Spike (MS)
1205343455	Laboratory Control Sample (LCS)

The samples in this SDG were analyzed on an "as received" basis.

Data Summary:

All sample data provided in this report met the acceptance criteria specified in the analytical methods and procedures for initial calibration, continuing calibration, instrument controls and process controls where applicable, with the following exceptions.

Miscellaneous Information

Additional Comments

The matrix spike, 1205343454 (AF56433MS), aliquot was reduced to conserve sample volume.

Certification Statement

Where the analytical method has been performed under NELAP certification, the analysis has met all of the requirements of the NELAC standard unless otherwise noted in the analytical case narrative.



Santee Cooper One Riverwood Drive Moncks Corner, SC 29461 Phone: (843)761-8000 Ext. 5148 Fax: (843)761-4175

Chain of Custody

Customer Email/Report Recipient: LCWILLIA@santecooper.com Date Results Needed by: / / Project/Task/Unit #: 125915 / JMO2.09.G01.1 / 36500 Rerun request for any flagged QC Yes No

Analysis Group

Labworks ID # (Internal use only)	Sample Location/ Description	Collection Date	Collection Time	Sample Collector	Total # of containers	Bottle type: (Glass- G/Plastic-P)	Grab (G) or Composite (C)	Matrix(see below)	Preservative (see below)	Comments	ALKALINITY	SULFIDE	TOC/POC	RAP 226/228
AF56433	WLF-A1-1	2/23/23	1258	ZDM ML	6	P/G	G	GW	*	* SULFIDE HAS SHORT HOLD	1	1	2	2
35	WLF-A1-3		1144											
36	WLF-A1-4		1019							* PRESERVATIVES				
37	WLF-A1-4D		1024							TOC- H2SO4 SULFIDE-ZINC ACETATE, NaOH				
38	WLF-A1-5		1431							RAD-HNO3 <4°C				
AF56402	WAP-9	2/21/23	1247	ZDM ML										
03	WAP-10		0957							ALK - TOTAL, BICARB, CARB				
04	WAP-10 D		1002											
434	WLF-A1-2		1544							DOC - NOT FIELD FILTERED				

TOTAL RAD CMLL

Relinquished by:	Employee#	Date	Time	Received by:	Employee #	Date	Time
Sibrown	35594	3/3/23	0740	[Signature]	GEL	3/3/23	0740
[Signature]	GEL	3/3/23	1450	[Signature]	[Signature]	3/3/23	1550

Sample Receiving (Internal Use Only)
 TEMP (°C): _____ Initial: _____
 Correct pH: Yes No
 Preservative Lot#: _____
 Date/Time/Init for preservative: _____

<input type="checkbox"/> METALS (all) <input type="checkbox"/> Ag <input type="checkbox"/> Cu <input type="checkbox"/> Sb <input type="checkbox"/> Al <input type="checkbox"/> Fe <input type="checkbox"/> Se <input type="checkbox"/> As <input type="checkbox"/> K <input type="checkbox"/> Sn <input type="checkbox"/> B <input type="checkbox"/> Li <input type="checkbox"/> Sr <input type="checkbox"/> Ba <input type="checkbox"/> Mg <input type="checkbox"/> Ti <input type="checkbox"/> Be <input type="checkbox"/> Mn <input type="checkbox"/> Tl <input type="checkbox"/> Ca <input type="checkbox"/> Mo <input type="checkbox"/> V <input type="checkbox"/> Cd <input type="checkbox"/> Na <input type="checkbox"/> Zn <input type="checkbox"/> Co <input type="checkbox"/> Ni <input type="checkbox"/> Hg <input type="checkbox"/> Cr <input type="checkbox"/> Pb <input type="checkbox"/> CrVI	Nutrients <input type="checkbox"/> TOC <input type="checkbox"/> DOC <input type="checkbox"/> TP/TPO4 <input type="checkbox"/> NH3-N <input type="checkbox"/> F <input type="checkbox"/> Cl <input type="checkbox"/> NO2 <input type="checkbox"/> Br <input type="checkbox"/> NO3 <input type="checkbox"/> SO4	MISC. <input type="checkbox"/> BTEX <input type="checkbox"/> Naphthalene <input type="checkbox"/> THM/HAA <input type="checkbox"/> VOC <input type="checkbox"/> Oil & Grease <input type="checkbox"/> E. Coli <input type="checkbox"/> Total Coliform <input type="checkbox"/> pH <input type="checkbox"/> Dissolved As <input type="checkbox"/> Dissolved Fe <input type="checkbox"/> Rad 226 <input type="checkbox"/> Rad 228 <input type="checkbox"/> PCB	Gypsum <input type="checkbox"/> Wallboard Gypsum(all below) <input type="checkbox"/> AIM <input type="checkbox"/> TOC <input type="checkbox"/> Total metals <input type="checkbox"/> Soluble Metals <input type="checkbox"/> Purity (CaSO4) <input type="checkbox"/> % Moisture <input type="checkbox"/> Sulfites <input type="checkbox"/> pH <input type="checkbox"/> Chlorides <input type="checkbox"/> Particle Size <input type="checkbox"/> Sulfur	Coal <input type="checkbox"/> Ultimate <input type="checkbox"/> % Moisture <input type="checkbox"/> Ash <input type="checkbox"/> Sulfur <input type="checkbox"/> BTUs <input type="checkbox"/> Volatile Matter <input type="checkbox"/> CHN Other Tests: <input type="checkbox"/> XRF Scan <input type="checkbox"/> HGI <input type="checkbox"/> Fineness <input type="checkbox"/> Particulate Matter	Flyash <input type="checkbox"/> Ammonia <input type="checkbox"/> LOI <input type="checkbox"/> % Carbon <input type="checkbox"/> Mineral Analysis <input type="checkbox"/> Sieve <input type="checkbox"/> % Moisture NPDES <input type="checkbox"/> Oil & Grease <input type="checkbox"/> As <input type="checkbox"/> TSS	Oil <input type="checkbox"/> Trans. Oil Qual. <input type="checkbox"/> %Moisture <input type="checkbox"/> Color <input type="checkbox"/> Acidity <input type="checkbox"/> Dielectric Strength <input type="checkbox"/> IFT <input type="checkbox"/> Dissolved Gases <input type="checkbox"/> Used Oil <input type="checkbox"/> Flashpoint <input type="checkbox"/> Metals in oil (As,Cd,Cr,Ni,Pb Hg) <input type="checkbox"/> TX <input type="checkbox"/> GOFER
--	--	--	--	---	--	--

Matrix codes: GW-groundwater, DW-drinking water, SW-surface water, WW-waste water, BW-boiler water, L-limestone, Oil-oil, S-Soil, SL-solid, C-coal, G-gypsum, FA-flyash, BA-bottom ash, M-misc (describe in comment section)
 Preservative code- 1=<4°C 2=HNO3 3=H2SO4 4-HCl 5=Na2S2O3 6-Other (Specify)

RAD 4/7/23

Contract Lab Info: GEL Contract Lab Due Date (Lab Only): 3 / 13 / 23 Send report to lcwillia@santecooper.com & sjbrown@santecooper.com



Santee Cooper One Riverwood Drive Moncks Corner, SC 29461 Phone: (843)761-8000 Ext. 5148 Fax: (843)761-4175

Chain of Custody

Customer Email/Report Recipient: Date Results Needed by: Project/Task/Unit #: Rerun request for any flagged QC

LCWILLIA @santecooper.com / / 125915 / JMO2.09.G01 / 36500 Yes No

Analysis Group

Labworks ID # (Internal use only)	Sample Location/ Description	Collection Date	Collection Time	Sample Collector	Total # of containers	Bottle type: (Glass- G/Plastic-P)	Grab (G) or Composite (C)	Matrix(see below)	Preservative (see below)	Comments	ALKALINITY	SULFIDE	TDC/DOC	RAD 226/228	TOTAL RAD CALC.
AF56414	WAP-15	3/2/23	1246	ZDM ML	6	P/G	G	GW	*	* SULFIDE HAS SHORT HOLD	1	1	2	2	
23	WAP-23		0952												
28	WAP-27		1056							* PRESERVATIVES					
AF56421	WAP-21	3/1/23	1441							TOC- H2SO4 SULFIDE - ZINC ACETATE, NaOH					
24	24		1337							RAD - HNO3 <4°C					
39	WLF-A2-1		1022												
41	WLF-A2-2		1145							ALKAL-TOTAL, BICARB, CARB					
										DOC-NOT FIELD FILTERED					

Relinquished by:	Employee#	Date	Time	Received by:	Employee #	Date	Time
<i>SJBrown</i>	35594	3/3/23	0640	<i>DWP</i>	GEL	3/3/23	0740
<i>DWP</i>	666	3/3/23	1540	<i>MHA</i>	Cell	03/03/23	1550

Sample Receiving (Internal Use Only)
 TEMP (°C): _____ Initial: _____
 Correct pH: Yes No
 Preservative Lot#: _____
 Date/Time/Init for preservative: _____

<input type="checkbox"/> METALS (all) <input type="checkbox"/> Ag <input type="checkbox"/> Cu <input type="checkbox"/> Sb <input type="checkbox"/> Al <input type="checkbox"/> Fe <input type="checkbox"/> Se <input type="checkbox"/> As <input type="checkbox"/> K <input type="checkbox"/> Sn <input type="checkbox"/> B <input type="checkbox"/> Li <input type="checkbox"/> Sr <input type="checkbox"/> Ba <input type="checkbox"/> Mg <input type="checkbox"/> Ti <input type="checkbox"/> Be <input type="checkbox"/> Mn <input type="checkbox"/> Tl <input type="checkbox"/> Ca <input type="checkbox"/> Mo <input type="checkbox"/> V <input type="checkbox"/> Cd <input type="checkbox"/> Na <input type="checkbox"/> Zn <input type="checkbox"/> Co <input type="checkbox"/> Ni <input type="checkbox"/> Hg <input type="checkbox"/> Cr <input type="checkbox"/> Pb <input type="checkbox"/> CrVI			Nutrients <input type="checkbox"/> TOC <input type="checkbox"/> DOC <input type="checkbox"/> TP/TPO4 <input type="checkbox"/> NH3-N <input type="checkbox"/> F <input type="checkbox"/> Cl <input type="checkbox"/> NO2 <input type="checkbox"/> Br <input type="checkbox"/> NO3 <input type="checkbox"/> SO4	MISC. <input type="checkbox"/> BTEX <input type="checkbox"/> Naphthalene <input type="checkbox"/> THM/HAA <input type="checkbox"/> VOC <input type="checkbox"/> Oil & Grease <input type="checkbox"/> E. Coli <input type="checkbox"/> Total Coliform <input type="checkbox"/> pH <input type="checkbox"/> Dissolved As <input type="checkbox"/> Dissolved Fe <input type="checkbox"/> Rad 226 <input type="checkbox"/> Rad 228 <input type="checkbox"/> PCB	Gypsum <input type="checkbox"/> Wallboard Gypsum(all below) <input type="checkbox"/> AIM <input type="checkbox"/> TOC <input type="checkbox"/> Total metals <input type="checkbox"/> Soluble Metals <input type="checkbox"/> Purity (CaSO4) <input type="checkbox"/> % Moisture <input type="checkbox"/> Sulfites <input type="checkbox"/> pH <input type="checkbox"/> Chlorides <input type="checkbox"/> Particle Size <input type="checkbox"/> Sulfur	Coal <input type="checkbox"/> Ultimate <input type="checkbox"/> % Moisture <input type="checkbox"/> Ash <input type="checkbox"/> Sulfur <input type="checkbox"/> BTUs <input type="checkbox"/> Volatile Matter <input type="checkbox"/> CHN Other Tests: <input type="checkbox"/> XRF Scan <input type="checkbox"/> HGI <input type="checkbox"/> Fineness <input type="checkbox"/> Particulate Matter	Flyash <input type="checkbox"/> Ammonia <input type="checkbox"/> LOI <input type="checkbox"/> % Carbon <input type="checkbox"/> Mineral Analysis <input type="checkbox"/> Sieve <input type="checkbox"/> % Moisture NPDES <input type="checkbox"/> Oil & Grease <input type="checkbox"/> As <input type="checkbox"/> TSS	Oil <input type="checkbox"/> Trans. Oil Qual. <input type="checkbox"/> %Moisture <input type="checkbox"/> Color <input type="checkbox"/> Acidity <input type="checkbox"/> Dielectric Strength <input type="checkbox"/> IFT <input type="checkbox"/> Dissolved Gases <input type="checkbox"/> Used Oil <input type="checkbox"/> Flashpoint <input type="checkbox"/> Metals in oil (As,Cd,Cr,Ni,Pb Hg) <input type="checkbox"/> TX <input type="checkbox"/> GOFER
--	--	--	--	--	--	---	--	--

Matrix codes: GW-groundwater, DW-drinking water, SW-surface water, WW-waste water, BW-boiler water, L-limestone, Oil-oil, S-Soil, SL-solid, C-coal, G-gypsum, FA-flyash, BA-bottom ash, M-misc (describe in comment section) Preservative code- 1=<4°C 2=HNO3 3=H2SO4 4-HCl 5=Na2S2O3 6-Other (Specify)

SAMPLE RECEIPT & REVIEW FORM ^(R)

Client: <u>0000</u>	SDG/AR/COC/Work Order: <u>612999 / 613005</u>
Received By: <u>MVH</u>	Date Received: <u>03-03-2023</u>
Carrier and Tracking Number	Circle Applicable: FedEx Express FedEx Ground UPS Field Services <u>Courier</u> Other

Suspected Hazard Information	Yes	No	*If Net Counts > 100cpm on samples not marked "radioactive", contact the Radiation Safety Group for further investigation.
A) Shipped as a DOT Hazardous?	<input type="checkbox"/>	<input checked="" type="checkbox"/>	Hazard Class Shipped: _____ UN#: _____ If UN2910, Is the Radioactive Shipment Survey Compliant? Yes ___ No ___
B) Did the client designate the samples are to be received as radioactive?	<input type="checkbox"/>	<input checked="" type="checkbox"/>	COC notation or radioactive stickers on containers equal client designation.
C) Did the RSO classify the samples as radioactive?	<input type="checkbox"/>	<input checked="" type="checkbox"/>	Maximum Net Counts Observed* (Observed Counts - Area Background Counts): <u>0</u> CPM/mR/hr Classified as: Rad 1 Rad 2 Rad 3
D) Did the client designate samples are hazardous?	<input type="checkbox"/>	<input checked="" type="checkbox"/>	COC notation or hazard labels on containers equal client designation.
E) Did the RSO identify possible hazards?	<input type="checkbox"/>	<input checked="" type="checkbox"/>	If D or E is yes, select Hazards below. PCB's Flammable Foreign Soil RCRA Asbestos Beryllium Other:

Sample Receipt Criteria	Yes	NA	No	Comments/Qualifiers (Required for Non-Conforming Items)
1 Shipping containers received intact and sealed?	<input checked="" type="checkbox"/>			Circle Applicable: Seals broken Damaged container Leaking container Other (describe)
2 Chain of custody documents included with shipment?	<input checked="" type="checkbox"/>			Circle Applicable: Client contacted and provided COC COC created upon receipt
3 Samples requiring cold preservation within (0 ≤ 6 deg. C)**	<input checked="" type="checkbox"/>			Preservation Method: <u>Wet Ice</u> Ice Packs Dry ice None Other: *all temperatures are recorded in Celsius TEMP: <u>1</u>
4 Daily check performed and passed on IR temperature gun?	<input checked="" type="checkbox"/>			Temperature Device Serial #: <u>IR2-21</u> Secondary Temperature Device Serial # (If Applicable):
5 Sample containers intact and sealed?	<input checked="" type="checkbox"/>			Circle Applicable: Seals broken Damaged container Leaking container Other (describe)
6 Samples requiring chemical preservation at proper pH? <u>MUHO3-CG-23</u>	<input checked="" type="checkbox"/>		<input checked="" type="checkbox"/>	Sample ID's and Containers Affected: <u>AF5643-1, AF56428, AF56421, AF56403, AF56402, AF5643</u>
7 Do any samples require Volatile Analysis?	<input checked="" type="checkbox"/>		<input checked="" type="checkbox"/>	If Yes, are Encores or Soil Kits present for solids? Yes ___ No ___ NA ___ (If yes, take to VOA Freezer)
				Do liquid VOA vials contain acid preservation? Yes ___ No ___ NA ___ (If unknown, select No)
				Are liquid VOA vials free of headspace? Yes ___ No ___ NA ___ Sample ID's and containers affected:
8 Samples received within holding time?	<input checked="" type="checkbox"/>			ID's and tests affected:
9 Sample ID's on COC match ID's on bottles?	<input checked="" type="checkbox"/>			ID's and containers affected:
10 Date & time on COC match date & time on bottles?	<input checked="" type="checkbox"/>			Circle Applicable: No dates on containers No times on containers COC missing info Other (describe) <u>Times for Samples AF57692, and AF57693 are</u>
11 Number of containers received match number indicated on COC?	<input checked="" type="checkbox"/>			Circle Applicable: No container count on COC Other (describe)
12 Are sample containers identifiable as GEL provided by use of GEL labels?	<input checked="" type="checkbox"/>			
13 COC form is properly signed in relinquished/received sections?	<input checked="" type="checkbox"/>			Circle Applicable: Not relinquished Other (describe)

Comments (Use Continuation Form if needed):

PM (or PMA) review: Initials JM Date 3-7-23 Page 1 of 1

List of current GEL Certifications as of 03 April 2023

State	Certification
Alabama	42200
Alaska	17-018
Alaska Drinking Water	SC00012
Arkansas	88-0651
CLIA	42D0904046
California	2940
Colorado	SC00012
Connecticut	PH-0169
DoD ELAP/ ISO17025 A2LA	2567.01
Florida NELAP	E87156
Foreign Soils Permit	P330-15-00283, P330-15-00253
Georgia	SC00012
Georgia SDWA	967
Hawaii	SC00012
Idaho	SC00012
Illinois NELAP	200029
Indiana	C-SC-01
Kansas NELAP	E-10332
Kentucky SDWA	90129
Kentucky Wastewater	90129
Louisiana Drinking Water	LA024
Louisiana NELAP	03046 (AI33904)
Maine	2019020
Maryland	270
Massachusetts	M-SC012
Massachusetts PFAS Approv	Letter
Michigan	9976
Mississippi	SC00012
Nebraska	NE-OS-26-13
Nevada	SC000122023-4
New Hampshire NELAP	2054
New Jersey NELAP	SC002
New Mexico	SC00012
New York NELAP	11501
North Carolina	233
North Carolina SDWA	45709
North Dakota	R-158
Oklahoma	2022-160
Pennsylvania NELAP	68-00485
Puerto Rico	SC00012
S. Carolina Radiochem	10120002
Sanitation Districts of L	9255651
South Carolina Chemistry	10120001
Tennessee	TN 02934
Texas NELAP	T104704235-22-20
Utah NELAP	SC000122022-37
Vermont	VT87156
Virginia NELAP	460202
Washington	C780



March 20, 2023

Ms. Jeanette Gilmetti
Santee Cooper
P.O. Box 2946101
OCO3
Moncks Corner, South Carolina 29461

Re: ABS Lab Analytical
Work Order: 613953

Dear Ms. Gilmetti:

GEL Laboratories, LLC (GEL) appreciates the opportunity to provide the enclosed analytical results for the sample(s) we received on March 10, 2023. This original data report has been prepared and reviewed in accordance with GEL's standard operating procedures.

The samples were delivered with proper chain of custody documentation and signatures. All sample containers arrived without any visible signs of tampering or breakage. There are no additional comments concerning sample receipt.

Test results for NELAP or ISO 17025 accredited tests are verified to meet the requirements of those standards, with any exceptions noted. The results reported relate only to the items tested and to the sample as received by the laboratory. These results may not be reproduced except as full reports without approval by the laboratory. Copies of GEL's accreditations and certifications can be found on our website at www.gel.com.

Our policy is to provide high quality, personalized analytical services to enable you to meet your analytical needs on time every time. We trust that you will find everything in order and to your satisfaction. If you have any questions, please do not hesitate to call me at (843) 556-8171, ext. 4289.

Sincerely,

Heather Millar for
Julie Robinson
Project Manager

Purchase Order: 398684
Enclosures



GEL LABORATORIES LLC

2040 Savage Road Charleston SC 29407 - (843) 556-8171 - www.gel.com

Certificate of Analysis Report for

SOOP001 Santee Cooper

Client SDG: 613953 GEL Work Order: 613953

The Qualifiers in this report are defined as follows:

- * A quality control analyte recovery is outside of specified acceptance criteria
- ** Analyte is a Tracer compound
- ** Analyte is a surrogate compound
- U Analyte was analyzed for, but not detected above the MDL, MDA, MDC or LOD.

Where the analytical method has been performed under NELAP certification, the analysis has met all of the requirements of the NELAC standard unless qualified on the Certificate of Analysis.

The designation ND, if present, appears in the result column when the analyte concentration is not detected above the limit as defined in the 'U' qualifier above.

This data report has been prepared and reviewed in accordance with GEL Laboratories LLC standard operating procedures. Please direct any questions to your Project Manager, Julie Robinson.

Reviewed by

Heather Millar

GEL LABORATORIES LLC

2040 Savage Road Charleston SC 29407 - (843) 556-8171 - www.gel.com

Certificate of Analysis

Report Date: March 20, 2023

Company : Santee Cooper
Address : P.O. Box 2946101
OCO3
Moncks Corner, South Carolina 29461
Contact: Ms. Jeanette Gilmetti
Project: ABS Lab Analytical

Client Sample ID:	AF56414	Project:	SOOP00119
Sample ID:	613953001	Client ID:	SOOP001
Matrix:	Ground Water		
Collect Date:	02-MAR-23 12:46		
Receive Date:	10-MAR-23		
Collector:	Client		

Parameter	Qualifier	Result	DL	RL	Units	PF	DF	Analyst	Date	Time	Batch	Method
Nutrient Analysis												
EPA 353.2 Nitrogen, Nitrate/Nitrite "As Received"												
Nitrogen, Nitrate/Nitrite	U	ND	0.0700	0.200	mg/L		10	AXH3	03/13/23	0951	2395701	1

The following Analytical Methods were performed:

Method	Description	Analyst	Comments
1	EPA 353.2 Low Level		

Notes:

Column headers are defined as follows:

DF: Dilution Factor	Lc/LC: Critical Level
DL: Detection Limit	PF: Prep Factor
MDA: Minimum Detectable Activity	RL: Reporting Limit
MDC: Minimum Detectable Concentration	SQL: Sample Quantitation Limit

GEL LABORATORIES LLC

2040 Savage Road Charleston SC 29407 - (843) 556-8171 - www.gel.com

Certificate of Analysis

Report Date: March 20, 2023

Company : Santee Cooper
Address : P.O. Box 2946101
OCO3
Moncks Corner, South Carolina 29461
Contact: Ms. Jeanette Gilmetti
Project: ABS Lab Analytical

Client Sample ID: AF56423 Project: SOOP00119
Sample ID: 613953002 Client ID: SOOP001
Matrix: Ground Water
Collect Date: 02-MAR-23 09:52
Receive Date: 10-MAR-23
Collector: Client

Parameter	Qualifier	Result	DL	RL	Units	PF	DF	Analyst	Date	Time	Batch	Method
Nutrient Analysis												
EPA 353.2 Nitrogen, Nitrate/Nitrite "As Received"												
Nitrogen, Nitrate/Nitrite	U	ND	0.0700	0.200	mg/L		10	AXH3	03/13/23	0957	2395701	1

The following Analytical Methods were performed:

Method	Description	Analyst	Comments
1	EPA 353.2 Low Level		

Notes:

Column headers are defined as follows:

DF: Dilution Factor Lc/LC: Critical Level
DL: Detection Limit PF: Prep Factor
MDA: Minimum Detectable Activity RL: Reporting Limit
MDC: Minimum Detectable Concentration SQL: Sample Quantitation Limit

GEL LABORATORIES LLC

2040 Savage Road Charleston SC 29407 - (843) 556-8171 - www.gel.com

Certificate of Analysis

Report Date: March 20, 2023

Company : Santee Cooper
Address : P.O. Box 2946101
OCO3
Moncks Corner, South Carolina 29461
Contact: Ms. Jeanette Gilmetti
Project: ABS Lab Analytical

Client Sample ID: AF56428 Project: SOOP00119
Sample ID: 613953003 Client ID: SOOP001
Matrix: Ground Water
Collect Date: 02-MAR-23 10:56
Receive Date: 10-MAR-23
Collector: Client

Parameter	Qualifier	Result	DL	RL	Units	PF	DF	Analyst	Date	Time	Batch	Method
Nutrient Analysis												
EPA 353.2 Nitrogen, Nitrate/Nitrite "As Received"												
Nitrogen, Nitrate/Nitrite	U	ND	0.0700	0.200	mg/L		10	AXH3	03/13/23	0958	2395701	1

The following Analytical Methods were performed:

Method	Description	Analyst	Comments
1	EPA 353.2 Low Level		

Notes:

Column headers are defined as follows:

DF: Dilution Factor Lc/LC: Critical Level
DL: Detection Limit PF: Prep Factor
MDA: Minimum Detectable Activity RL: Reporting Limit
MDC: Minimum Detectable Concentration SQL: Sample Quantitation Limit

GEL LABORATORIES LLC

2040 Savage Road Charleston SC 29407 - (843) 556-8171 - www.gel.com

Certificate of Analysis

Report Date: March 20, 2023

Company : Santee Cooper
 Address : P.O. Box 2946101
 OCO3
 Moncks Corner, South Carolina 29461
 Contact: Ms. Jeanette Gilmetti
 Project: ABS Lab Analytical

Client Sample ID: AF56406	Project: SOOP00119
Sample ID: 613953004	Client ID: SOOP001
Matrix: Ground Water	
Collect Date: 09-MAR-23 10:29	
Receive Date: 10-MAR-23	
Collector: Client	

Parameter	Qualifier	Result	DL	RL	Units	PF	DF	Analyst	Date	Time	Batch	Method
Nutrient Analysis												
EPA 353.2 Nitrogen, Nitrate/Nitrite "As Received"												
Nitrogen, Nitrate/Nitrite	U	ND	0.0700	0.200	mg/L		10	AXH3	03/13/23	0959	2395701	1

The following Analytical Methods were performed:

Method	Description	Analyst Comments
1	EPA 353.2 Low Level	

Notes:

Column headers are defined as follows:

- | | |
|---------------------------------------|--------------------------------|
| DF: Dilution Factor | Lc/LC: Critical Level |
| DL: Detection Limit | PF: Prep Factor |
| MDA: Minimum Detectable Activity | RL: Reporting Limit |
| MDC: Minimum Detectable Concentration | SQL: Sample Quantitation Limit |

GEL LABORATORIES LLC

2040 Savage Road Charleston SC 29407 - (843) 556-8171 - www.gel.com

Certificate of Analysis

Report Date: March 20, 2023

Company : Santee Cooper
Address : P.O. Box 2946101
OCO3
Moncks Corner, South Carolina 29461
Contact: Ms. Jeanette Gilmetti
Project: ABS Lab Analytical

Client Sample ID: AF56407 Project: SOOP00119
Sample ID: 613953005 Client ID: SOOP001
Matrix: Ground Water
Collect Date: 09-MAR-23 10:34
Receive Date: 10-MAR-23
Collector: Client

Parameter	Qualifier	Result	DL	RL	Units	PF	DF	Analyst	Date	Time	Batch	Method
Nutrient Analysis												
EPA 353.2 Nitrogen, Nitrate/Nitrite "As Received"												
Nitrogen, Nitrate/Nitrite	U	ND	0.0700	0.200	mg/L		10	AXH3	03/13/23	1001	2395701	1

The following Analytical Methods were performed:

Method	Description	Analyst	Comments
1	EPA 353.2 Low Level		

Notes:

Column headers are defined as follows:

DF: Dilution Factor Lc/LC: Critical Level
DL: Detection Limit PF: Prep Factor
MDA: Minimum Detectable Activity RL: Reporting Limit
MDC: Minimum Detectable Concentration SQL: Sample Quantitation Limit

GEL LABORATORIES LLC

2040 Savage Road Charleston SC 29407 - (843) 556-8171 - www.gel.com

Certificate of Analysis

Report Date: March 20, 2023

Company : Santee Cooper
Address : P.O. Box 2946101
OCO3
Moncks Corner, South Carolina 29461
Contact: Ms. Jeanette Gilmetti
Project: ABS Lab Analytical

Client Sample ID: AF56418 Project: SOOP00119
Sample ID: 613953006 Client ID: SOOP001
Matrix: Ground Water
Collect Date: 09-MAR-23 12:07
Receive Date: 10-MAR-23
Collector: Client

Parameter	Qualifier	Result	DL	RL	Units	PF	DF	Analyst	Date	Time	Batch	Method
Nutrient Analysis												
EPA 353.2 Nitrogen, Nitrate/Nitrite "As Received"												
Nitrogen, Nitrate/Nitrite	U	ND	0.0700	0.200	mg/L		10	AXH3	03/13/23	1002	2395701	1

The following Analytical Methods were performed:

Method	Description	Analyst	Comments
1	EPA 353.2 Low Level		

Notes:

Column headers are defined as follows:

DF: Dilution Factor Lc/LC: Critical Level
DL: Detection Limit PF: Prep Factor
MDA: Minimum Detectable Activity RL: Reporting Limit
MDC: Minimum Detectable Concentration SQL: Sample Quantitation Limit

GEL LABORATORIES LLC

2040 Savage Road Charleston SC 29407 - (843) 556-8171 - www.gel.com

Certificate of Analysis

Report Date: March 20, 2023

Company : Santee Cooper
Address : P.O. Box 2946101
OCO3
Moncks Corner, South Carolina 29461
Contact: Ms. Jeanette Gilmetti
Project: ABS Lab Analytical

Client Sample ID: AF56422 Project: SOOP00119
Sample ID: 613953007 Client ID: SOOP001
Matrix: Ground Water
Collect Date: 09-MAR-23 13:19
Receive Date: 10-MAR-23
Collector: Client

Parameter	Qualifier	Result	DL	RL	Units	PF	DF	Analyst	Date	Time	Batch	Method
Nutrient Analysis												
EPA 353.2 Nitrogen, Nitrate/Nitrite "As Received"												
Nitrogen, Nitrate/Nitrite	U	ND	0.0700	0.200	mg/L		10	AXH3	03/13/23	1003	2395701	1

The following Analytical Methods were performed:

Method	Description	Analyst	Comments
1	EPA 353.2 Low Level		

Notes:

Column headers are defined as follows:

DF: Dilution Factor Lc/LC: Critical Level
DL: Detection Limit PF: Prep Factor
MDA: Minimum Detectable Activity RL: Reporting Limit
MDC: Minimum Detectable Concentration SQL: Sample Quantitation Limit

GEL LABORATORIES LLC

2040 Savage Road Charleston, SC 29407 - (843) 556-8171 - www.gel.com

QC Summary

Report Date: March 20, 2023

Page 1 of 2

Santee Cooper
P.O. Box 2946101
OCO3
Moncks Corner, South Carolina
Ms. Jeanette Gilmetti

Contact:
Workorder: 613953

Parmname	NOM	Sample	Qual	QC	Units	RPD%	REC%	Range	Anlst	Date	Time
Nutrient Analysis											
Batch	2395701										
QC1205340398	613378004	DUP									
Nitrogen, Nitrate/Nitrite		3.24		3.16	mg/L	2.5		(0%-20%)	AXH3	03/13/23	09:29
QC1205340397	LCS										
Nitrogen, Nitrate/Nitrite	1.00			1.07	mg/L		107	(90%-110%)		03/13/23	09:25
QC1205340396	MB										
Nitrogen, Nitrate/Nitrite			U	ND	mg/L					03/13/23	09:24
QC1205340399	613378004	PS									
Nitrogen, Nitrate/Nitrite	1.00	0.324		1.32	mg/L		99.6	(90%-110%)		03/13/23	09:30

Notes:

The Qualifiers in this report are defined as follows:

- U Analyte was analyzed for, but not detected above the MDL, MDA, MDC or LOD.
- J Value is estimated
- X Consult Case Narrative, Data Summary package, or Project Manager concerning this qualifier
- H Analytical holding time was exceeded
- < Result is less than value reported
- > Result is greater than value reported
- h Preparation or preservation holding time was exceeded
- R Sample results are rejected
- Z Paint Filter Test--Particulates passed through the filter, however no free liquids were observed.
- d 5-day BOD--The 2:1 depletion requirement was not met for this sample
- ^ RPD of sample and duplicate evaluated using +/-RL. Concentrations are <5X the RL. Qualifier Not Applicable for Radiochemistry.
- N/A RPD or %Recovery limits do not apply.
- ND Analyte concentration is not detected above the detection limit
- NJ Consult Case Narrative, Data Summary package, or Project Manager concerning this qualifier
- E General Chemistry--Concentration of the target analyte exceeds the instrument calibration range
- Q One or more quality control criteria have not been met. Refer to the applicable narrative or DER.

GEL LABORATORIES LLC

2040 Savage Road Charleston, SC 29407 - (843) 556-8171 - www.gel.com

QC Summary

Workorder: 613953

Page 2 of 2

Parmname	NOM	Sample	Qual	QC	Units	RPD%	REC%	Range	Anlst	Date	Time
N1		See case narrative									
R		Per section 9.3.4.1 of Method 1664 Revision B, due to matrix spike recovery issues, this result may not be reported or used for regulatory compliance purposes.									
B		The target analyte was detected in the associated blank.									
e		5-day BOD--Test replicates show more than 30% difference between high and low values. The data is qualified per the method and can be used for reporting purposes									
J		See case narrative for an explanation									

N/A indicates that spike recovery limits do not apply when sample concentration exceeds spike conc. by a factor of 4 or more or %RPD not applicable.

^ The Relative Percent Difference (RPD) obtained from the sample duplicate (DUP) is evaluated against the acceptance criteria when the sample is greater than five times (5X) the contract required detection limit (RL). In cases where either the sample or duplicate value is less than 5X the RL, a control limit of +/- the RL is used to evaluate the DUP result.

* Indicates that a Quality Control parameter was not within specifications.

For PS, PSD, and SDILT results, the values listed are the measured amounts, not final concentrations.

Where the analytical method has been performed under NELAP certification, the analysis has met all of the requirements of the NELAC standard unless qualified on the QC Summary.

Technical Case Narrative
Santee Cooper
SDG #: 613953

General Chemistry

Product: Nitrate/Nitrite Cad Redux Low Level

Analytical Method: EPA 353.2 Low Level

Analytical Procedure: GL-GC-E-128 REV# 11

Analytical Batch: 2395701

The following samples were analyzed using the above methods and analytical procedure(s).

<u>GEL Sample ID#</u>	<u>Client Sample Identification</u>
613953001	AF56414
613953002	AF56423
613953003	AF56428
613953004	AF56406
613953005	AF56407
613953006	AF56418
613953007	AF56422
1205340396	Method Blank (MB)
1205340397	Laboratory Control Sample (LCS)
1205340398	613378004(NonSDG) Sample Duplicate (DUP)
1205340399	613378004(NonSDG) Post Spike (PS)

The samples in this SDG were analyzed on an "as received" basis.

Data Summary:

All sample data provided in this report met the acceptance criteria specified in the analytical methods and procedures for initial calibration, continuing calibration, instrument controls and process controls where applicable, with the following exceptions.

Technical Information

Sample Dilutions

The following samples 1205340398 (Non SDG 613378004DUP) and 1205340399 (Non SDG 613378004PS) were diluted because target analyte concentrations exceeded the calibration range. The following samples 613953001 (AF56414), 613953002 (AF56423), 613953003 (AF56428), 613953004 (AF56406), 613953005 (AF56407), 613953006 (AF56418) and 613953007 (AF56422) in this sample group were diluted due to matrix interference. Dilutions may be required for many reasons, including to minimize matrix interferences or to bring over range target analyte concentrations into the linear calibration range.

Analyte	613953						
	001	002	003	004	005	006	007
Nitrogen, Nitrate/Nitrite	10X	10X	10X	10X	10X	10X	10X

Certification Statement

Where the analytical method has been performed under NELAP certification, the analysis has met all of the requirements of the NELAC standard unless otherwise noted in the analytical case narrative.

613953

Chain of Custody



Santee Cooper
One Riverwood Drive
Moncks Corner, SC 29461
Phone: (843)761-8000 Ext. 5148
Fax: (843)761-4175

Customer Email/Report Recipient:

Date Results Needed by:

Project/Task/Unit #:

Rerun request for any flagged QC

LCWILLIA @santeecooper.com

___/___/___

125915 / JM02.09.G01.1 / 36500

Yes No

Analysis Group

Labworks ID # (Internal use only)	Sample Location/ Description	Collection Date	Collection Time	Sample Collector	Total # of containers	Bottle type: (Glass- G/Plastic-P)	Grab (G) or Composite (C)	Matrix (see below)	Preservative (see below)	Comments • Method # • Reporting limit • Misc. sample info • Any other notes	NO ₃ /NO ₂
AF56414	WAP-15	3/2/23	1246	EDM ML	1	P	G	GW	3/1		X
23	WAP-23		0952								
28	WAP-27		1056								
06	WAP-12	3/9/22	1029								
07	WAP-12D		1034								
18	WAP-18		1207								
22	WAP-22		1319								

Relinquished by:	Employee#	Date	Time	Received by:	Employee #	Date	Time
<i>Sjbrown</i>	35594	3/10/23	1100	<i>M. An</i>	GEL	3/10/23	1100
<i>M. An</i>	GEL	3/10/23	1620	<i>Sjbrown</i>	GEL	3/10/23	1620

Sample Receiving (Internal Use Only)
TEMP (°C): _____ Initial: _____
Correct pH: Yes No
Preservative Lot#: _____
Date/Time/Init for preservative: _____

<input type="checkbox"/> METALS (all) <input type="checkbox"/> Ag <input type="checkbox"/> Cu <input type="checkbox"/> Sb <input type="checkbox"/> Al <input type="checkbox"/> Fe <input type="checkbox"/> Se <input type="checkbox"/> As <input type="checkbox"/> K <input type="checkbox"/> Sn <input type="checkbox"/> B <input type="checkbox"/> Li <input type="checkbox"/> Sr <input type="checkbox"/> Ba <input type="checkbox"/> Mg <input type="checkbox"/> Ti <input type="checkbox"/> Be <input type="checkbox"/> Mn <input type="checkbox"/> Tl <input type="checkbox"/> Ca <input type="checkbox"/> Mo <input type="checkbox"/> V <input type="checkbox"/> Cd <input type="checkbox"/> Na <input type="checkbox"/> Zn <input type="checkbox"/> Co <input type="checkbox"/> Ni <input type="checkbox"/> Hg <input type="checkbox"/> Cr <input type="checkbox"/> Pb <input type="checkbox"/> CrVI	Nutrients <input type="checkbox"/> TOC <input type="checkbox"/> DOC <input type="checkbox"/> TP/TPO4 <input type="checkbox"/> NH3-N <input type="checkbox"/> F <input type="checkbox"/> Cl <input type="checkbox"/> NO2 <input type="checkbox"/> Br <input type="checkbox"/> NO3 <input type="checkbox"/> SO4	MISC. <input type="checkbox"/> BTEX <input type="checkbox"/> Naphthalene <input type="checkbox"/> THM/HAA <input type="checkbox"/> VOC <input type="checkbox"/> Oil & Grease <input type="checkbox"/> E. Coli <input type="checkbox"/> Total Coliform <input type="checkbox"/> pH <input type="checkbox"/> Dissolved As <input type="checkbox"/> Dissolved Fe <input type="checkbox"/> Rad 226 <input type="checkbox"/> Rad 228 <input type="checkbox"/> PCB	Gypsum <input type="checkbox"/> Wallboard Gypsum (all below) <input type="checkbox"/> AIM <input type="checkbox"/> TOC <input type="checkbox"/> Total metals <input type="checkbox"/> Soluble Metals <input type="checkbox"/> Purity (CaSO4) <input type="checkbox"/> % Moisture <input type="checkbox"/> Sulfites <input type="checkbox"/> pH <input type="checkbox"/> Chlorides <input type="checkbox"/> Particle Size <input type="checkbox"/> Sulfur	Coal <input type="checkbox"/> Ultimate <input type="checkbox"/> % Moisture <input type="checkbox"/> Ash <input type="checkbox"/> Sulfur <input type="checkbox"/> BTUs <input type="checkbox"/> Volatile Matter <input type="checkbox"/> CHN Other Tests: <input type="checkbox"/> XRF Scan <input type="checkbox"/> HGI <input type="checkbox"/> Fineness <input type="checkbox"/> Particulate Matter	Flyash <input type="checkbox"/> Ammonia <input type="checkbox"/> LOI <input type="checkbox"/> % Carbon <input type="checkbox"/> Mineral Analysis <input type="checkbox"/> Sieve <input type="checkbox"/> % Moisture NPDES <input type="checkbox"/> Oil & Grease <input type="checkbox"/> As <input type="checkbox"/> TSS	Oil <input type="checkbox"/> Trans. Oil Qual. <input type="checkbox"/> % Moisture <input type="checkbox"/> Color <input type="checkbox"/> Acidity <input type="checkbox"/> Dielectric Strength <input type="checkbox"/> IFT <input type="checkbox"/> Dissolved Gases <input type="checkbox"/> Used Oil <input type="checkbox"/> Flashpoint <input type="checkbox"/> Metals in oil (As, Cd, Cr, Ni, Pb, Hg) <input type="checkbox"/> TX <input type="checkbox"/> GOFER
--	--	--	---	---	--	--

Matrix codes: GW-groundwater, DW-drinking water, SW-surface water, WW-waste water, BW-boiler water, L-limestone, Oil-oil, S-soil, SL-solid, C-coal, G-gypsum, FA-flyash, BA-bottom ash, M-misc (describe in comment section)
Preservative code- 1=<4°C 2=HNO₃ 3=H₂SO₄ 4-HCl 5=Na₂S₂O₃ 6-Other (Specify)

SAMPLE RECEIPT & REVIEW FORM

Client: Scop SDG/AR/COC/Work Order: 613953

Received By: JW Date Received: 3/10/23

Carrier and Tracking Number

Circle Applicable:
 FedEx Express FedEx Ground UPS Field Services Courier Other

Suspected Hazard Information Yes No *If Net Counts > 100cpm on samples not marked "radioactive", contact the Radiation Safety Group for further investigation.

A) Shipped as a DOT Hazardous? Hazard Class Shipped: UN#: If UN2910, Is the Radioactive Shipment Survey Compliant? Yes ___ No ___

B) Did the client designate the samples are to be received as radioactive? COC notation or radioactive stickers on containers equal client designation.

C) Did the RSO classify the samples as radioactive? Maximum Net Counts Observed* (Observed Counts - Area Background Counts): 0 0 CPM mR/Hr
 Classified as: Rad 1 Rad 2 Rad 3

D) Did the client designate samples are hazardous? COC notation or hazard labels on containers equal client designation.

E) Did the RSO identify possible hazards? If D or E is yes, select Hazards below.
 PCB's Flammable Foreign Soil RCRA Asbestos Beryllium Other:

Sample Receipt Criteria	Yes	NA	No	Comments/Qualifiers (Required for Non-Conforming Items)
1 Shipping containers received intact and sealed?	<input checked="" type="checkbox"/>	<input checked="" type="checkbox"/>	<input type="checkbox"/>	Circle Applicable: Seals broken Damaged container Leaking container Other (describe)
2 Chain of custody documents included with shipment?	<input checked="" type="checkbox"/>	<input checked="" type="checkbox"/>	<input type="checkbox"/>	Circle Applicable: Client contacted and provided COC COC created upon receipt
3 Samples requiring cold preservation within (0 ≤ 6 deg. C)?*	<input checked="" type="checkbox"/>	<input checked="" type="checkbox"/>	<input type="checkbox"/>	Preservation Method: <u>Wet Ice</u> Ice Packs Dry ice None Other: *all temperatures are recorded in Celsius TEMP: <u>2</u>
4 Daily check performed and passed on IR temperature gun?	<input checked="" type="checkbox"/>	<input checked="" type="checkbox"/>	<input type="checkbox"/>	Temperature Device Serial #: <u>IRI-23</u> Secondary Temperature Device Serial # (If Applicable):
5 Sample containers intact and sealed?	<input checked="" type="checkbox"/>	<input checked="" type="checkbox"/>	<input type="checkbox"/>	Circle Applicable: Seals broken Damaged container Leaking container Other (describe)
6 Samples requiring chemical preservation at proper pH?	<input checked="" type="checkbox"/>	<input checked="" type="checkbox"/>	<input type="checkbox"/>	Sample ID's and Containers Affected: If Preservation added, Lot#:
7 Do any samples require Volatile Analysis?	<input checked="" type="checkbox"/>	<input checked="" type="checkbox"/>	<input type="checkbox"/>	If Yes, are Encores or Soil Kits present for solids? Yes ___ No ___ NA ___ (If yes, take to VOA Freezer) Do liquid VOA vials contain acid preservation? Yes ___ No ___ NA ___ (If unknown, select No) Are liquid VOA vials free of headspace? Yes ___ No ___ NA ___ Sample ID's and containers affected:
8 Samples received within holding time?	<input checked="" type="checkbox"/>	<input checked="" type="checkbox"/>	<input type="checkbox"/>	ID's and tests affected:
9 Sample ID's on COC match ID's on bottles?	<input checked="" type="checkbox"/>	<input checked="" type="checkbox"/>	<input type="checkbox"/>	ID's and containers affected:
10 Date & time on COC match date & time on bottles?	<input checked="" type="checkbox"/>	<input checked="" type="checkbox"/>	<input type="checkbox"/>	Circle Applicable: No dates on containers No times on containers COC missing info Other (describe)
11 Number of containers received match number indicated on COC?	<input checked="" type="checkbox"/>	<input checked="" type="checkbox"/>	<input type="checkbox"/>	Circle Applicable: No container count on COC Other (describe)
12 Are sample containers identifiable as GEL provided by use of GEL labels?	<input checked="" type="checkbox"/>	<input checked="" type="checkbox"/>	<input type="checkbox"/>	
13 COC form is properly signed in relinquished/received sections?	<input checked="" type="checkbox"/>	<input checked="" type="checkbox"/>	<input type="checkbox"/>	Circle Applicable: Not relinquished Other (describe)

Comments (Use Continuation Form if needed):

PM (or PMA) review: Initials JW Date 3/13/23 Page 1 of 1

List of current GEL Certifications as of 20 March 2023

State	Certification
Alabama	42200
Alaska	17-018
Alaska Drinking Water	SC00012
Arkansas	88-0651
CLIA	42D0904046
California	2940
Colorado	SC00012
Connecticut	PH-0169
DoD ELAP/ ISO17025 A2LA	2567.01
Florida NELAP	E87156
Foreign Soils Permit	P330-15-00283, P330-15-00253
Georgia	SC00012
Georgia SDWA	967
Hawaii	SC00012
Idaho	SC00012
Illinois NELAP	200029
Indiana	C-SC-01
Kansas NELAP	E-10332
Kentucky SDWA	90129
Kentucky Wastewater	90129
Louisiana Drinking Water	LA024
Louisiana NELAP	03046 (AI33904)
Maine	2019020
Maryland	270
Massachusetts	M-SC012
Massachusetts PFAS Approv	Letter
Michigan	9976
Mississippi	SC00012
Nebraska	NE-OS-26-13
Nevada	SC000122023-4
New Hampshire NELAP	2054
New Jersey NELAP	SC002
New Mexico	SC00012
New York NELAP	11501
North Carolina	233
North Carolina SDWA	45709
North Dakota	R-158
Oklahoma	2022-160
Pennsylvania NELAP	68-00485
Puerto Rico	SC00012
S. Carolina Radiochem	10120002
Sanitation Districts of L	9255651
South Carolina Chemistry	10120001
Tennessee	TN 02934
Texas NELAP	T104704235-22-20
Utah NELAP	SC000122022-37
Vermont	VT87156
Virginia NELAP	460202
Washington	C780



March 21, 2023

Ms. Jeanette Gilmetti
Santee Cooper
P.O. Box 2946101
OCO3
Moncks Corner, South Carolina 29461

Re: ABS Lab Analytical
Work Order: 613959

Dear Ms. Gilmetti:

GEL Laboratories, LLC (GEL) appreciates the opportunity to provide the enclosed analytical results for the sample(s) we received on March 10, 2023. This original data report has been prepared and reviewed in accordance with GEL's standard operating procedures.

The samples were delivered with proper chain of custody documentation and signatures. All sample containers arrived without any visible signs of tampering or breakage. There are no additional comments concerning sample receipt.

Test results for NELAP or ISO 17025 accredited tests are verified to meet the requirements of those standards, with any exceptions noted. The results reported relate only to the items tested and to the sample as received by the laboratory. These results may not be reproduced except as full reports without approval by the laboratory. Copies of GEL's accreditations and certifications can be found on our website at www.gel.com.

Our policy is to provide high quality, personalized analytical services to enable you to meet your analytical needs on time every time. We trust that you will find everything in order and to your satisfaction. If you have any questions, please do not hesitate to call me at (843) 556-8171, ext. 4289.

Sincerely,

Heather Millar for
Julie Robinson
Project Manager

Purchase Order: 398684
Enclosures



GEL LABORATORIES LLC

2040 Savage Road Charleston SC 29407 - (843) 556-8171 - www.gel.com

Certificate of Analysis Report for

SOOP001 Santee Cooper

Client SDG: 613959 GEL Work Order: 613959

The Qualifiers in this report are defined as follows:

- * A quality control analyte recovery is outside of specified acceptance criteria
- ** Analyte is a Tracer compound
- ** Analyte is a surrogate compound
- H Analytical holding time was exceeded
- J Value is estimated
- U Analyte was analyzed for, but not detected above the MDL, MDA, MDC or LOD.

Where the analytical method has been performed under NELAP certification, the analysis has met all of the requirements of the NELAC standard unless qualified on the Certificate of Analysis.

The designation ND, if present, appears in the result column when the analyte concentration is not detected above the limit as defined in the 'U' qualifier above.

This data report has been prepared and reviewed in accordance with GEL Laboratories LLC standard operating procedures. Please direct any questions to your Project Manager, Julie Robinson.

Reviewed by

Heather Millar

GEL LABORATORIES LLC

2040 Savage Road Charleston SC 29407 - (843) 556-8171 - www.gel.com

Certificate of Analysis

Report Date: March 21, 2023

Company : Santee Cooper
Address : P.O. Box 2946101
OCO3
Moncks Corner, South Carolina 29461
Contact: Ms. Jeanette Gilmetti
Project: ABS Lab Analytical

Client Sample ID: AF56409 Project: SOOP00119
Sample ID: 613959001 Client ID: SOOP001
Matrix: Ground Water
Collect Date: 06-MAR-23 12:14
Receive Date: 10-MAR-23
Collector: Client

Parameter	Qualifier	Result	DL	RL	Units	PF	DF	Analyst	Date	Time	Batch	Method
Carbon Analysis												
SM 5310 B Total Organic Carbon "As Received"												
Total Organic Carbon Average		8.36	0.660	2.00	mg/L		2	TSM	03/21/23	0112	2397544	1
Spectrometric Analysis												
SM 4500-S(2-) D Sulfide "As Received"												
Total Sulfide	H	198	13.2	40.0	mg/L		400	HH2	03/14/23	1759	2397596	2
Titration and Ion Analysis												
SM 2320B Total Alkalinity "As Received"												
Alkalinity, Total as CaCO3		344	2.42	6.67	mg/L			EK1	03/13/23	1409	2397768	3
Bicarbonate alkalinity (CaCO3)		344	2.42	6.67	mg/L							
Carbonate alkalinity (CaCO3)	U	ND	2.42	6.67	mg/L							

The following Analytical Methods were performed:

Method	Description	Analyst Comments
1	SM 5310 B	
2	SM 4500-S (2-) D	
3	SM 2320B	

Notes:

Column headers are defined as follows:

DF: Dilution Factor Lc/LC: Critical Level
DL: Detection Limit PF: Prep Factor
MDA: Minimum Detectable Activity RL: Reporting Limit
MDC: Minimum Detectable Concentration SQL: Sample Quantitation Limit

GEL LABORATORIES LLC

2040 Savage Road Charleston SC 29407 - (843) 556-8171 - www.gel.com

Certificate of Analysis

Report Date: March 21, 2023

Company : Santee Cooper
Address : P.O. Box 2946101
OCO3
Moncks Corner, South Carolina 29461
Contact: Ms. Jeanette Gilmetti
Project: ABS Lab Analytical

Client Sample ID: AF56409 Project: SOOP00119
Sample ID: 613959002 Client ID: SOOP001
Matrix: Ground Water
Collect Date: 06-MAR-23 12:14
Receive Date: 10-MAR-23
Collector: Client

Parameter	Qualifier	Result	DL	RL	Units	PF	DF	Analyst	Date	Time	Batch	Method
Carbon Analysis												
SM 5310 B Dissolved Organic Carbon "As Received"												
Dissolved Organic Carbon Average		8.18	0.660	2.00	mg/L		2	TSM	03/20/23	1639	2399632	1

The following Prep Methods were performed:

Method	Description	Analyst	Date	Time	Prep Batch
EPA 160	Laboratory Filtration - DOC	TSM	03/17/23	1237	2397540
EPA 160	Laboratory Filtration - DOC	TSM	03/15/23	1135	2397540

The following Analytical Methods were performed:

Method	Description	Analyst Comments
1	SM 5310 B	

Notes:

Column headers are defined as follows:

DF: Dilution Factor Lc/LC: Critical Level
DL: Detection Limit PF: Prep Factor
MDA: Minimum Detectable Activity RL: Reporting Limit
MDC: Minimum Detectable Concentration SQL: Sample Quantitation Limit

GEL LABORATORIES LLC

2040 Savage Road Charleston SC 29407 - (843) 556-8171 - www.gel.com

Certificate of Analysis

Report Date: March 21, 2023

Company : Santee Cooper
Address : P.O. Box 2946101
OCO3
Moncks Corner, South Carolina 29461
Contact: Ms. Jeanette Gilmetti
Project: ABS Lab Analytical

Client Sample ID: AF56410 Project: SOOP00119
Sample ID: 613959003 Client ID: SOOP001
Matrix: Ground Water
Collect Date: 06-MAR-23 12:19
Receive Date: 10-MAR-23
Collector: Client

Parameter	Qualifier	Result	DL	RL	Units	PF	DF	Analyst	Date	Time	Batch	Method
Carbon Analysis												
SM 5310 B Total Organic Carbon "As Received"												
Total Organic Carbon Average		8.00	0.660	2.00	mg/L		2	TSM	03/21/23	0217	2397544	1
Spectrometric Analysis												
SM 4500-S(2-) D Sulfide "As Received"												
Total Sulfide	H	69.6	6.60	20.0	mg/L		200	HH2	03/14/23	1759	2397596	2
Titration and Ion Analysis												
SM 2320B Total Alkalinity "As Received"												
Alkalinity, Total as CaCO3		339	2.07	5.71	mg/L			EK1	03/13/23	1420	2397768	3
Bicarbonate alkalinity (CaCO3)		339	2.07	5.71	mg/L							
Carbonate alkalinity (CaCO3)	U	ND	2.07	5.71	mg/L							

The following Analytical Methods were performed:

Method	Description	Analyst Comments
1	SM 5310 B	
2	SM 4500-S (2-) D	
3	SM 2320B	

Notes:

Column headers are defined as follows:

DF: Dilution Factor Lc/LC: Critical Level
DL: Detection Limit PF: Prep Factor
MDA: Minimum Detectable Activity RL: Reporting Limit
MDC: Minimum Detectable Concentration SQL: Sample Quantitation Limit

GEL LABORATORIES LLC

2040 Savage Road Charleston SC 29407 - (843) 556-8171 - www.gel.com

Certificate of Analysis

Report Date: March 21, 2023

Company : Santee Cooper
 Address : P.O. Box 2946101
 OCO3
 Moncks Corner, South Carolina 29461
 Contact: Ms. Jeanette Gilmetti
 Project: ABS Lab Analytical

Client Sample ID: AF56410	Project: SOOP00119
Sample ID: 613959004	Client ID: SOOP001
Matrix: Ground Water	
Collect Date: 06-MAR-23 12:19	
Receive Date: 10-MAR-23	
Collector: Client	

Parameter	Qualifier	Result	DL	RL	Units	PF	DF	Analyst	Date	Time	Batch	Method
Carbon Analysis												
SM 5310 B Dissolved Organic Carbon "As Received"												
Dissolved Organic Carbon Average		10.7	1.65	5.00	mg/L		5	TSM	03/16/23	1637	2399632	1

The following Prep Methods were performed:

Method	Description	Analyst	Date	Time	Prep Batch
EPA 160	Laboratory Filtration - DOC	TSM	03/15/23	1135	2397540

The following Analytical Methods were performed:

Method	Description	Analyst Comments
1	SM 5310 B	

Notes:

Column headers are defined as follows:

DF: Dilution Factor	Lc/LC: Critical Level
DL: Detection Limit	PF: Prep Factor
MDA: Minimum Detectable Activity	RL: Reporting Limit
MDC: Minimum Detectable Concentration	SQL: Sample Quantitation Limit

GEL LABORATORIES LLC

2040 Savage Road Charleston SC 29407 - (843) 556-8171 - www.gel.com

Certificate of Analysis

Report Date: March 21, 2023

Company : Santee Cooper
Address : P.O. Box 2946101
OCO3
Moncks Corner, South Carolina 29461
Contact: Ms. Jeanette Gilmetti
Project: ABS Lab Analytical

Client Sample ID: AF56411 Project: SOOP00119
Sample ID: 613959005 Client ID: SOOP001
Matrix: Ground Water
Collect Date: 06-MAR-23 11:08
Receive Date: 10-MAR-23
Collector: Client

Parameter	Qualifier	Result	DL	RL	Units	PF	DF	Analyst	Date	Time	Batch	Method
Carbon Analysis												
SM 5310 B Total Organic Carbon "As Received"												
Total Organic Carbon Average		4.17	0.330	1.00	mg/L		1	TSM	03/21/23	0239	2397544	1
Spectrometric Analysis												
SM 4500-S(2-) D Sulfide "As Received"												
Total Sulfide	H	59.2	3.30	10.0	mg/L		100	HH2	03/14/23	1759	2397596	2
Titration and Ion Analysis												
SM 2320B Total Alkalinity "As Received"												
Alkalinity, Total as CaCO3		221	2.07	5.71	mg/L			EK1	03/13/23	1426	2397768	3
Bicarbonate alkalinity (CaCO3)		221	2.07	5.71	mg/L							
Carbonate alkalinity (CaCO3)	U	ND	2.07	5.71	mg/L							

The following Analytical Methods were performed:

Method	Description	Analyst Comments
1	SM 5310 B	
2	SM 4500-S (2-) D	
3	SM 2320B	

Notes:

Column headers are defined as follows:

DF: Dilution Factor Lc/LC: Critical Level
DL: Detection Limit PF: Prep Factor
MDA: Minimum Detectable Activity RL: Reporting Limit
MDC: Minimum Detectable Concentration SQL: Sample Quantitation Limit

GEL LABORATORIES LLC

2040 Savage Road Charleston SC 29407 - (843) 556-8171 - www.gel.com

Certificate of Analysis

Report Date: March 21, 2023

Company : Santee Cooper
Address : P.O. Box 2946101
OCO3
Moncks Corner, South Carolina 29461
Contact: Ms. Jeanette Gilmetti
Project: ABS Lab Analytical

Client Sample ID: AF56411 Project: SOOP00119
Sample ID: 613959006 Client ID: SOOP001
Matrix: Ground Water
Collect Date: 06-MAR-23 11:08
Receive Date: 10-MAR-23
Collector: Client

Parameter	Qualifier	Result	DL	RL	Units	PF	DF	Analyst	Date	Time	Batch	Method
Carbon Analysis												
SM 5310 B Dissolved Organic Carbon "As Received"												
Dissolved Organic Carbon Average		6.08	1.65	5.00	mg/L		5	TSM	03/16/23	1658	2399632	1

The following Prep Methods were performed:

Method	Description	Analyst	Date	Time	Prep Batch
EPA 160	Laboratory Filtration - DOC	TSM	03/15/23	1135	2397540

The following Analytical Methods were performed:

Method	Description	Analyst Comments
1	SM 5310 B	

Notes:

Column headers are defined as follows:

DF: Dilution Factor
DL: Detection Limit
MDA: Minimum Detectable Activity
MDC: Minimum Detectable Concentration
Lc/LC: Critical Level
PF: Prep Factor
RL: Reporting Limit
SQL: Sample Quantitation Limit

GEL LABORATORIES LLC

2040 Savage Road Charleston SC 29407 - (843) 556-8171 - www.gel.com

Certificate of Analysis

Report Date: March 21, 2023

Company : Santee Cooper
Address : P.O. Box 2946101
OCO3
Moncks Corner, South Carolina 29461
Contact: Ms. Jeanette Gilmetti
Project: ABS Lab Analytical

Client Sample ID: AF56412 Project: SOOP00119
Sample ID: 613959007 Client ID: SOOP001
Matrix: Ground Water
Collect Date: 06-MAR-23 15:15
Receive Date: 10-MAR-23
Collector: Client

Parameter	Qualifier	Result	DL	RL	Units	PF	DF	Analyst	Date	Time	Batch	Method
Carbon Analysis												
SM 5310 B Total Organic Carbon "As Received"												
Total Organic Carbon Average		2.81	0.330	1.00	mg/L		1	TSM	03/21/23	0301	2397544	1
Spectrometric Analysis												
SM 4500-S(2-) D Sulfide "As Received"												
Total Sulfide	UH	ND	0.825	2.50	mg/L		25	HH2	03/14/23	1759	2397596	2
Titration and Ion Analysis												
SM 2320B Total Alkalinity "As Received"												
Alkalinity, Total as CaCO3		157	2.07	5.71	mg/L			EK1	03/13/23	1431	2397768	3
Bicarbonate alkalinity (CaCO3)		157	2.07	5.71	mg/L							
Carbonate alkalinity (CaCO3)	U	ND	2.07	5.71	mg/L							

The following Analytical Methods were performed:

Method	Description	Analyst Comments
1	SM 5310 B	
2	SM 4500-S (2-) D	
3	SM 2320B	

Notes:

Column headers are defined as follows:

DF: Dilution Factor Lc/LC: Critical Level
DL: Detection Limit PF: Prep Factor
MDA: Minimum Detectable Activity RL: Reporting Limit
MDC: Minimum Detectable Concentration SQL: Sample Quantitation Limit

GEL LABORATORIES LLC

2040 Savage Road Charleston SC 29407 - (843) 556-8171 - www.gel.com

Certificate of Analysis

Report Date: March 21, 2023

Company : Santee Cooper
Address : P.O. Box 2946101
OCO3
Moncks Corner, South Carolina 29461
Contact: Ms. Jeanette Gilmetti
Project: ABS Lab Analytical

Client Sample ID: AF56412 Project: SOOP00119
Sample ID: 613959008 Client ID: SOOP001
Matrix: Ground Water
Collect Date: 06-MAR-23 15:15
Receive Date: 10-MAR-23
Collector: Client

Parameter	Qualifier	Result	DL	RL	Units	PF	DF	Analyst	Date	Time	Batch	Method
Carbon Analysis												
SM 5310 B Dissolved Organic Carbon "As Received"												
Dissolved Organic Carbon Average		3.44	0.330	1.00	mg/L		1	TSM	03/20/23	1744	2399632	1

The following Prep Methods were performed:

Method	Description	Analyst	Date	Time	Prep Batch
EPA 160	Laboratory Filtration - DOC	TSM	03/15/23	1135	2397540
EPA 160	Laboratory Filtration - DOC	TSM	03/17/23	1237	2397540

The following Analytical Methods were performed:

Method	Description	Analyst Comments
1	SM 5310 B	

Notes:

Column headers are defined as follows:

DF: Dilution Factor
DL: Detection Limit
MDA: Minimum Detectable Activity
MDC: Minimum Detectable Concentration
Lc/LC: Critical Level
PF: Prep Factor
RL: Reporting Limit
SQL: Sample Quantitation Limit

GEL LABORATORIES LLC

2040 Savage Road Charleston SC 29407 - (843) 556-8171 - www.gel.com

Certificate of Analysis

Report Date: March 21, 2023

Company : Santee Cooper
Address : P.O. Box 2946101
OCO3
Moncks Corner, South Carolina 29461
Contact: Ms. Jeanette Gilmetti
Project: ABS Lab Analytical

Client Sample ID: AF56413 Project: SOOP00119
Sample ID: 613959009 Client ID: SOOP001
Matrix: Ground Water
Collect Date: 06-MAR-23 13:41
Receive Date: 10-MAR-23
Collector: Client

Parameter	Qualifier	Result	DL	RL	Units	PF	DF	Analyst	Date	Time	Batch	Method
Carbon Analysis												
SM 5310 B Total Organic Carbon "As Received"												
Total Organic Carbon Average	J	0.895	0.330	1.00	mg/L		1	TSM	03/21/23	0323	2397544	1
Spectrometric Analysis												
SM 4500-S(2-) D Sulfide "As Received"												
Total Sulfide	U	ND	0.0330	0.100	mg/L		1	HH2	03/13/23	1924	2396527	2
Titration and Ion Analysis												
SM 2320B Total Alkalinity "As Received"												
Alkalinity, Total as CaCO3		104	2.07	5.71	mg/L			EK1	03/13/23	1434	2397768	3
Bicarbonate alkalinity (CaCO3)		104	2.07	5.71	mg/L							
Carbonate alkalinity (CaCO3)	U	ND	2.07	5.71	mg/L							

The following Analytical Methods were performed:

Method	Description	Analyst Comments
1	SM 5310 B	
2	SM 4500-S (2-) D	
3	SM 2320B	

Notes:

Column headers are defined as follows:

DF: Dilution Factor Lc/LC: Critical Level
DL: Detection Limit PF: Prep Factor
MDA: Minimum Detectable Activity RL: Reporting Limit
MDC: Minimum Detectable Concentration SQL: Sample Quantitation Limit

GEL LABORATORIES LLC

2040 Savage Road Charleston SC 29407 - (843) 556-8171 - www.gel.com

Certificate of Analysis

Report Date: March 21, 2023

Company : Santee Cooper
Address : P.O. Box 2946101
OCO3
Moncks Corner, South Carolina 29461
Contact: Ms. Jeanette Gilmetti
Project: ABS Lab Analytical

Client Sample ID: AF56413 Project: SOOP00119
Sample ID: 613959010 Client ID: SOOP001
Matrix: Ground Water
Collect Date: 06-MAR-23 13:41
Receive Date: 10-MAR-23
Collector: Client

Parameter	Qualifier	Result	DL	RL	Units	PF	DF	Analyst	Date	Time	Batch	Method
Carbon Analysis												
SM 5310 B Dissolved Organic Carbon "As Received"												
Dissolved Organic Carbon Average		1.61	0.330	1.00	mg/L		1	TSM	03/16/23	1740	2399632	1

The following Prep Methods were performed:

Method	Description	Analyst	Date	Time	Prep Batch
EPA 160	Laboratory Filtration - DOC	TSM	03/15/23	1135	2397540

The following Analytical Methods were performed:

Method	Description	Analyst Comments
1	SM 5310 B	

Notes:

Column headers are defined as follows:

DF: Dilution Factor
DL: Detection Limit
MDA: Minimum Detectable Activity
MDC: Minimum Detectable Concentration
Lc/LC: Critical Level
PF: Prep Factor
RL: Reporting Limit
SQL: Sample Quantitation Limit

GEL LABORATORIES LLC

2040 Savage Road Charleston SC 29407 - (843) 556-8171 - www.gel.com

Certificate of Analysis

Report Date: March 21, 2023

Company : Santee Cooper
Address : P.O. Box 2946101
OCO3
Moncks Corner, South Carolina 29461
Contact: Ms. Jeanette Gilmetti
Project: ABS Lab Analytical

Client Sample ID: AF56430 Project: SOOP00119
Sample ID: 613959011 Client ID: SOOP001
Matrix: Ground Water
Collect Date: 06-MAR-23 10:10
Receive Date: 10-MAR-23
Collector: Client

Parameter	Qualifier	Result	DL	RL	Units	PF	DF	Analyst	Date	Time	Batch	Method
Carbon Analysis												
SM 5310 B Total Organic Carbon "As Received"												
Total Organic Carbon Average		3.76	0.330	1.00	mg/L		1	TSM	03/21/23	0405	2397544	1
Spectrometric Analysis												
SM 4500-S(2-) D Sulfide "As Received"												
Total Sulfide	U	ND	0.0330	0.100	mg/L		1	HH2	03/13/23	1924	2396527	2
Titration and Ion Analysis												
SM 2320B Total Alkalinity "As Received"												
Alkalinity, Total as CaCO3		126	2.07	5.71	mg/L			EK1	03/13/23	1439	2397768	3
Bicarbonate alkalinity (CaCO3)		126	2.07	5.71	mg/L							
Carbonate alkalinity (CaCO3)	U	ND	2.07	5.71	mg/L							

The following Analytical Methods were performed:

Method	Description	Analyst Comments
1	SM 5310 B	
2	SM 4500-S (2-) D	
3	SM 2320B	

Notes:

Column headers are defined as follows:

DF: Dilution Factor Lc/LC: Critical Level
DL: Detection Limit PF: Prep Factor
MDA: Minimum Detectable Activity RL: Reporting Limit
MDC: Minimum Detectable Concentration SQL: Sample Quantitation Limit

GEL LABORATORIES LLC

2040 Savage Road Charleston SC 29407 - (843) 556-8171 - www.gel.com

Certificate of Analysis

Report Date: March 21, 2023

Company : Santee Cooper
Address : P.O. Box 2946101
OCO3
Moncks Corner, South Carolina 29461
Contact: Ms. Jeanette Gilmetti
Project: ABS Lab Analytical

Client Sample ID: AF56430 Project: SOOP00119
Sample ID: 613959012 Client ID: SOOP001
Matrix: Ground Water
Collect Date: 06-MAR-23 10:10
Receive Date: 10-MAR-23
Collector: Client

Parameter	Qualifier	Result	DL	RL	Units	PF	DF	Analyst	Date	Time	Batch	Method
Carbon Analysis												
SM 5310 B Dissolved Organic Carbon "As Received"												
Dissolved Organic Carbon Average		4.42	0.330	1.00	mg/L		1	TSM	03/16/23	1824	2399632	1

The following Prep Methods were performed:

Method	Description	Analyst	Date	Time	Prep Batch
EPA 160	Laboratory Filtration - DOC	TSM	03/15/23	1135	2397540

The following Analytical Methods were performed:

Method	Description	Analyst Comments
1	SM 5310 B	

Notes:

Column headers are defined as follows:

DF: Dilution Factor Lc/LC: Critical Level
DL: Detection Limit PF: Prep Factor
MDA: Minimum Detectable Activity RL: Reporting Limit
MDC: Minimum Detectable Concentration SQL: Sample Quantitation Limit

GEL LABORATORIES LLC

2040 Savage Road Charleston SC 29407 - (843) 556-8171 - www.gel.com

Certificate of Analysis

Report Date: March 21, 2023

Company : Santee Cooper
Address : P.O. Box 2946101
OCO3
Moncks Corner, South Carolina 29461
Contact: Ms. Jeanette Gilmetti
Project: ABS Lab Analytical

Client Sample ID: AF56419 Project: SOOP00119
Sample ID: 613959013 Client ID: SOOP001
Matrix: Ground Water
Collect Date: 07-MAR-23 14:51
Receive Date: 10-MAR-23
Collector: Client

Parameter	Qualifier	Result	DL	RL	Units	PF	DF	Analyst	Date	Time	Batch	Method
Carbon Analysis												
SM 5310 B Total Organic Carbon "As Received"												
Total Organic Carbon Average		10.6	0.330	1.00	mg/L		1	TSM	03/21/23	0427	2397544	1
Spectrometric Analysis												
SM 4500-S(2-) D Sulfide "As Received"												
Total Sulfide	U	ND	0.0330	0.100	mg/L		1	HH2	03/13/23	1925	2396527	2
Titration and Ion Analysis												
SM 2320B Total Alkalinity "As Received"												
Alkalinity, Total as CaCO3		222	2.07	5.71	mg/L			EK1	03/13/23	1441	2397768	3
Bicarbonate alkalinity (CaCO3)		222	2.07	5.71	mg/L							
Carbonate alkalinity (CaCO3)	U	ND	2.07	5.71	mg/L							

The following Analytical Methods were performed:

Method	Description	Analyst Comments
1	SM 5310 B	
2	SM 4500-S (2-) D	
3	SM 2320B	

Notes:

Column headers are defined as follows:

DF: Dilution Factor Lc/LC: Critical Level
DL: Detection Limit PF: Prep Factor
MDA: Minimum Detectable Activity RL: Reporting Limit
MDC: Minimum Detectable Concentration SQL: Sample Quantitation Limit

GEL LABORATORIES LLC

2040 Savage Road Charleston SC 29407 - (843) 556-8171 - www.gel.com

Certificate of Analysis

Report Date: March 21, 2023

Company : Santee Cooper
Address : P.O. Box 2946101
OCO3
Moncks Corner, South Carolina 29461
Contact: Ms. Jeanette Gilmetti
Project: ABS Lab Analytical

Client Sample ID: AF56419 Project: SOOP00119
Sample ID: 613959014 Client ID: SOOP001
Matrix: Ground Water
Collect Date: 07-MAR-23 14:51
Receive Date: 10-MAR-23
Collector: Client

Parameter	Qualifier	Result	DL	RL	Units	PF	DF	Analyst	Date	Time	Batch	Method
Carbon Analysis												
SM 5310 B Dissolved Organic Carbon "As Received"												
Dissolved Organic Carbon Average		8.47	0.330	1.00	mg/L		1	TSM	03/16/23	1846	2399632	1

The following Prep Methods were performed:

Method	Description	Analyst	Date	Time	Prep Batch
EPA 160	Laboratory Filtration - DOC	TSM	03/15/23	1135	2397540

The following Analytical Methods were performed:

Method	Description	Analyst Comments
1	SM 5310 B	

Notes:

Column headers are defined as follows:

DF: Dilution Factor Lc/LC: Critical Level
DL: Detection Limit PF: Prep Factor
MDA: Minimum Detectable Activity RL: Reporting Limit
MDC: Minimum Detectable Concentration SQL: Sample Quantitation Limit

GEL LABORATORIES LLC

2040 Savage Road Charleston SC 29407 - (843) 556-8171 - www.gel.com

Certificate of Analysis

Report Date: March 21, 2023

Company : Santee Cooper
 Address : P.O. Box 2946101
 OCO3
 Moncks Corner, South Carolina 29461
 Contact: Ms. Jeanette Gilmetti
 Project: ABS Lab Analytical

Client Sample ID: AF56425	Project: SOOP00119
Sample ID: 613959015	Client ID: SOOP001
Matrix: Ground Water	
Collect Date: 07-MAR-23 12:49	
Receive Date: 10-MAR-23	
Collector: Client	

Parameter	Qualifier	Result	DL	RL	Units	PF	DF	Analyst	Date	Time	Batch	Method
Carbon Analysis												
SM 5310 B Total Organic Carbon "As Received"												
Total Organic Carbon Average		2.77	0.330	1.00	mg/L		1	TSM	03/21/23	0447	2397544	1
Spectrometric Analysis												
SM 4500-S(2-) D Sulfide "As Received"												
Total Sulfide	U	ND	0.0330	0.100	mg/L		1	HH2	03/13/23	1907	2395803	2
Titration and Ion Analysis												
SM 2320B Total Alkalinity "As Received"												
Alkalinity, Total as CaCO3		183	2.07	5.71	mg/L			EK1	03/13/23	1444	2397768	3
Bicarbonate alkalinity (CaCO3)		183	2.07	5.71	mg/L							
Carbonate alkalinity (CaCO3)	U	ND	2.07	5.71	mg/L							

The following Analytical Methods were performed:

Method	Description	Analyst Comments
1	SM 5310 B	
2	SM 4500-S (2-) D	
3	SM 2320B	

Notes:

Column headers are defined as follows:

DF: Dilution Factor	Lc/LC: Critical Level
DL: Detection Limit	PF: Prep Factor
MDA: Minimum Detectable Activity	RL: Reporting Limit
MDC: Minimum Detectable Concentration	SQL: Sample Quantitation Limit

GEL LABORATORIES LLC

2040 Savage Road Charleston SC 29407 - (843) 556-8171 - www.gel.com

Certificate of Analysis

Report Date: March 21, 2023

Company : Santee Cooper
 Address : P.O. Box 2946101
 OCO3
 Moncks Corner, South Carolina 29461
 Contact: Ms. Jeanette Gilmetti
 Project: ABS Lab Analytical

Client Sample ID: AF56425	Project: SOOP00119
Sample ID: 613959016	Client ID: SOOP001
Matrix: Ground Water	
Collect Date: 07-MAR-23 12:49	
Receive Date: 10-MAR-23	
Collector: Client	

Parameter	Qualifier	Result	DL	RL	Units	PF	DF	Analyst	Date	Time	Batch	Method
Carbon Analysis												
SM 5310 B Dissolved Organic Carbon "As Received"												
Dissolved Organic Carbon Average		3.09	0.330	1.00	mg/L		1	TSM	03/16/23	1906	2399632	1

The following Prep Methods were performed:

Method	Description	Analyst	Date	Time	Prep Batch
EPA 160	Laboratory Filtration - DOC	TSM	03/15/23	1135	2397540

The following Analytical Methods were performed:

Method	Description	Analyst Comments
1	SM 5310 B	

Notes:

Column headers are defined as follows:

DF: Dilution Factor	Lc/LC: Critical Level
DL: Detection Limit	PF: Prep Factor
MDA: Minimum Detectable Activity	RL: Reporting Limit
MDC: Minimum Detectable Concentration	SQL: Sample Quantitation Limit

GEL LABORATORIES LLC

2040 Savage Road Charleston SC 29407 - (843) 556-8171 - www.gel.com

Certificate of Analysis

Report Date: March 21, 2023

Company : Santee Cooper
Address : P.O. Box 2946101
OCO3
Moncks Corner, South Carolina 29461
Contact: Ms. Jeanette Gilmetti
Project: ABS Lab Analytical

Client Sample ID: AF56426 Project: SOOP00119
Sample ID: 613959017 Client ID: SOOP001
Matrix: Ground Water
Collect Date: 07-MAR-23 10:22
Receive Date: 10-MAR-23
Collector: Client

Parameter	Qualifier	Result	DL	RL	Units	PF	DF	Analyst	Date	Time	Batch	Method
Carbon Analysis												
SM 5310 B Total Organic Carbon "As Received"												
Total Organic Carbon Average		1.05	0.330	1.00	mg/L		1	TSM	03/21/23	0507	2397544	1
Spectrometric Analysis												
SM 4500-S(2-) D Sulfide "As Received"												
Total Sulfide	U	ND	0.0330	0.100	mg/L		1	HH2	03/13/23	1907	2395803	2
Titration and Ion Analysis												
SM 2320B Total Alkalinity "As Received"												
Alkalinity, Total as CaCO3		7.14	2.07	5.71	mg/L			EK1	03/13/23	1447	2397768	3
Bicarbonate alkalinity (CaCO3)		7.14	2.07	5.71	mg/L							
Carbonate alkalinity (CaCO3)	U	ND	2.07	5.71	mg/L							

The following Analytical Methods were performed:

Method	Description	Analyst Comments
1	SM 5310 B	
2	SM 4500-S (2-) D	
3	SM 2320B	

Notes:

Column headers are defined as follows:

DF: Dilution Factor Lc/LC: Critical Level
DL: Detection Limit PF: Prep Factor
MDA: Minimum Detectable Activity RL: Reporting Limit
MDC: Minimum Detectable Concentration SQL: Sample Quantitation Limit

GEL LABORATORIES LLC

2040 Savage Road Charleston SC 29407 - (843) 556-8171 - www.gel.com

Certificate of Analysis

Report Date: March 21, 2023

Company : Santee Cooper
Address : P.O. Box 2946101
OCO3
Moncks Corner, South Carolina 29461
Contact: Ms. Jeanette Gilmetti
Project: ABS Lab Analytical

Client Sample ID: AF56426 Project: SOOP00119
Sample ID: 613959018 Client ID: SOOP001
Matrix: Ground Water
Collect Date: 07-MAR-23 10:22
Receive Date: 10-MAR-23
Collector: Client

Parameter	Qualifier	Result	DL	RL	Units	PF	DF	Analyst	Date	Time	Batch	Method
Carbon Analysis												
SM 5310 B Dissolved Organic Carbon "As Received"												
Dissolved Organic Carbon Average	J	0.864	0.330	1.00	mg/L		1	TSM	03/16/23	1926	2399632	1

The following Prep Methods were performed:

Method	Description	Analyst	Date	Time	Prep Batch
EPA 160	Laboratory Filtration - DOC	TSM	03/15/23	1135	2397540

The following Analytical Methods were performed:

Method	Description	Analyst Comments
1	SM 5310 B	

Notes:

Column headers are defined as follows:

DF: Dilution Factor Lc/LC: Critical Level
DL: Detection Limit PF: Prep Factor
MDA: Minimum Detectable Activity RL: Reporting Limit
MDC: Minimum Detectable Concentration SQL: Sample Quantitation Limit

GEL LABORATORIES LLC

2040 Savage Road Charleston SC 29407 - (843) 556-8171 - www.gel.com

Certificate of Analysis

Report Date: March 21, 2023

Company : Santee Cooper
Address : P.O. Box 2946101
OCO3
Moncks Corner, South Carolina 29461
Contact: Ms. Jeanette Gilmetti
Project: ABS Lab Analytical

Client Sample ID: AF56427 Project: SOOP00119
Sample ID: 613959019 Client ID: SOOP001
Matrix: Ground Water
Collect Date: 07-MAR-23 10:27
Receive Date: 10-MAR-23
Collector: Client

Parameter	Qualifier	Result	DL	RL	Units	PF	DF	Analyst	Date	Time	Batch	Method
Carbon Analysis												
SM 5310 B Total Organic Carbon "As Received"												
Total Organic Carbon Average	J	0.730	0.330	1.00	mg/L		1	TSM	03/21/23	0526	2397544	1
Spectrometric Analysis												
SM 4500-S(2-) D Sulfide "As Received"												
Total Sulfide	J	0.0420	0.0330	0.100	mg/L		1	HH2	03/14/23	1759	2397596	2
Titration and Ion Analysis												
SM 2320B Total Alkalinity "As Received"												
Alkalinity, Total as CaCO3		10.3	2.07	5.71	mg/L			EK1	03/13/23	1450	2397768	3
Bicarbonate alkalinity (CaCO3)		10.3	2.07	5.71	mg/L							
Carbonate alkalinity (CaCO3)	U	ND	2.07	5.71	mg/L							

The following Analytical Methods were performed:

Method	Description	Analyst Comments
1	SM 5310 B	
2	SM 4500-S (2-) D	
3	SM 2320B	

Notes:

Column headers are defined as follows:

DF: Dilution Factor Lc/LC: Critical Level
DL: Detection Limit PF: Prep Factor
MDA: Minimum Detectable Activity RL: Reporting Limit
MDC: Minimum Detectable Concentration SQL: Sample Quantitation Limit

GEL LABORATORIES LLC

2040 Savage Road Charleston SC 29407 - (843) 556-8171 - www.gel.com

Certificate of Analysis

Report Date: March 21, 2023

Company : Santee Cooper
Address : P.O. Box 2946101
OCO3
Moncks Corner, South Carolina 29461
Contact: Ms. Jeanette Gilmetti
Project: ABS Lab Analytical

Client Sample ID: AF56427 Project: SOOP00119
Sample ID: 613959020 Client ID: SOOP001
Matrix: Ground Water
Collect Date: 07-MAR-23 10:27
Receive Date: 10-MAR-23
Collector: Client

Parameter	Qualifier	Result	DL	RL	Units	PF	DF	Analyst	Date	Time	Batch	Method
Carbon Analysis												
SM 5310 B Dissolved Organic Carbon "As Received"												
Dissolved Organic Carbon Average	J	0.950	0.330	1.00	mg/L		1	TSM	03/16/23	1947	2399632	1

The following Prep Methods were performed:

Method	Description	Analyst	Date	Time	Prep Batch
EPA 160	Laboratory Filtration - DOC	TSM	03/15/23	1135	2397540

The following Analytical Methods were performed:

Method	Description	Analyst Comments
1	SM 5310 B	

Notes:

Column headers are defined as follows:

DF: Dilution Factor Lc/LC: Critical Level
DL: Detection Limit PF: Prep Factor
MDA: Minimum Detectable Activity RL: Reporting Limit
MDC: Minimum Detectable Concentration SQL: Sample Quantitation Limit

GEL LABORATORIES LLC

2040 Savage Road Charleston SC 29407 - (843) 556-8171 - www.gel.com

Certificate of Analysis

Report Date: March 21, 2023

Company : Santee Cooper
Address : P.O. Box 2946101
OCO3
Moncks Corner, South Carolina 29461
Contact: Ms. Jeanette Gilmetti
Project: ABS Lab Analytical

Client Sample ID: AF56408 Project: SOOP00119
Sample ID: 613959021 Client ID: SOOP001
Matrix: Ground Water
Collect Date: 08-MAR-23 13:38
Receive Date: 10-MAR-23
Collector: Client

Parameter	Qualifier	Result	DL	RL	Units	PF	DF	Analyst	Date	Time	Batch	Method
Carbon Analysis												
SM 5310 B Total Organic Carbon "As Received"												
Total Organic Carbon Average		9.05	0.330	1.00	mg/L		1	TSM	03/21/23	0546	2397544	1
Spectrometric Analysis												
SM 4500-S(2-) D Sulfide "As Received"												
Total Sulfide	U	ND	0.0330	0.100	mg/L		1	HH2	03/14/23	1759	2397596	2
Titration and Ion Analysis												
SM 2320B Total Alkalinity "As Received"												
Alkalinity, Total as CaCO3		481	2.07	5.71	mg/L			EK1	03/13/23	1456	2397768	3
Bicarbonate alkalinity (CaCO3)		481	2.07	5.71	mg/L							
Carbonate alkalinity (CaCO3)	U	ND	2.07	5.71	mg/L							

The following Analytical Methods were performed:

Method	Description	Analyst Comments
1	SM 5310 B	
2	SM 4500-S (2-) D	
3	SM 2320B	

Notes:

Column headers are defined as follows:

DF: Dilution Factor Lc/LC: Critical Level
DL: Detection Limit PF: Prep Factor
MDA: Minimum Detectable Activity RL: Reporting Limit
MDC: Minimum Detectable Concentration SQL: Sample Quantitation Limit

GEL LABORATORIES LLC

2040 Savage Road Charleston SC 29407 - (843) 556-8171 - www.gel.com

Certificate of Analysis

Report Date: March 21, 2023

Company : Santee Cooper
Address : P.O. Box 2946101
OCO3
Moncks Corner, South Carolina 29461
Contact: Ms. Jeanette Gilmetti
Project: ABS Lab Analytical

Client Sample ID: AF56408 Project: SOOP00119
Sample ID: 613959022 Client ID: SOOP001
Matrix: Ground Water
Collect Date: 08-MAR-23 13:38
Receive Date: 10-MAR-23
Collector: Client

Parameter	Qualifier	Result	DL	RL	Units	PF	DF	Analyst	Date	Time	Batch	Method
Carbon Analysis												
SM 5310 B Dissolved Organic Carbon "As Received"												
Dissolved Organic Carbon Average		7.68	0.330	1.00	mg/L		1	TSM	03/20/23	1806	2399632	1

The following Prep Methods were performed:

Method	Description	Analyst	Date	Time	Prep Batch
EPA 160	Laboratory Filtration - DOC	TSM	03/15/23	1135	2397540
EPA 160	Laboratory Filtration - DOC	TSM	03/17/23	1237	2397540

The following Analytical Methods were performed:

Method	Description	Analyst Comments
1	SM 5310 B	

Notes:

Column headers are defined as follows:

DF: Dilution Factor
DL: Detection Limit
MDA: Minimum Detectable Activity
MDC: Minimum Detectable Concentration
Lc/LC: Critical Level
PF: Prep Factor
RL: Reporting Limit
SQL: Sample Quantitation Limit

GEL LABORATORIES LLC

2040 Savage Road Charleston SC 29407 - (843) 556-8171 - www.gel.com

Certificate of Analysis

Report Date: March 21, 2023

Company : Santee Cooper
Address : P.O. Box 2946101
OCO3
Moncks Corner, South Carolina 29461
Contact: Ms. Jeanette Gilmetti
Project: ABS Lab Analytical

Client Sample ID: AF56415 Project: SOOP00119
Sample ID: 613959023 Client ID: SOOP001
Matrix: Ground Water
Collect Date: 08-MAR-23 15:13
Receive Date: 10-MAR-23
Collector: Client

Parameter	Qualifier	Result	DL	RL	Units	PF	DF	Analyst	Date	Time	Batch	Method
Carbon Analysis												
SM 5310 B Total Organic Carbon "As Received"												
Total Organic Carbon Average		21.1	0.660	2.00	mg/L		2	TSM	03/21/23	0608	2397544	1
Spectrometric Analysis												
SM 4500-S(2-) D Sulfide "As Received"												
Total Sulfide	U	ND	0.0330	0.100	mg/L		1	HH2	03/14/23	1759	2397596	2
Titration and Ion Analysis												
SM 2320B Total Alkalinity "As Received"												
Alkalinity, Total as CaCO3		322	2.07	5.71	mg/L			EK1	03/13/23	1507	2397768	3
Bicarbonate alkalinity (CaCO3)		322	2.07	5.71	mg/L							
Carbonate alkalinity (CaCO3)	U	ND	2.07	5.71	mg/L							

The following Analytical Methods were performed:

Method	Description	Analyst Comments
1	SM 5310 B	
2	SM 4500-S (2-) D	
3	SM 2320B	

Notes:

Column headers are defined as follows:

DF: Dilution Factor Lc/LC: Critical Level
DL: Detection Limit PF: Prep Factor
MDA: Minimum Detectable Activity RL: Reporting Limit
MDC: Minimum Detectable Concentration SQL: Sample Quantitation Limit

GEL LABORATORIES LLC

2040 Savage Road Charleston SC 29407 - (843) 556-8171 - www.gel.com

Certificate of Analysis

Report Date: March 21, 2023

Company : Santee Cooper
Address : P.O. Box 2946101
OCO3
Moncks Corner, South Carolina 29461
Contact: Ms. Jeanette Gilmetti
Project: ABS Lab Analytical

Client Sample ID: AF56415 Project: SOOP00119
Sample ID: 613959024 Client ID: SOOP001
Matrix: Ground Water
Collect Date: 08-MAR-23 15:13
Receive Date: 10-MAR-23
Collector: Client

Parameter	Qualifier	Result	DL	RL	Units	PF	DF	Analyst	Date	Time	Batch	Method
Carbon Analysis												
SM 5310 B Dissolved Organic Carbon "As Received"												
Dissolved Organic Carbon Average		19.2	0.330	1.00	mg/L		1	TSM	03/16/23	2114	2399632	1

The following Prep Methods were performed:

Method	Description	Analyst	Date	Time	Prep Batch
EPA 160	Laboratory Filtration - DOC	TSM	03/15/23	1135	2397540

The following Analytical Methods were performed:

Method	Description	Analyst Comments
1	SM 5310 B	

Notes:

Column headers are defined as follows:

DF: Dilution Factor
DL: Detection Limit
MDA: Minimum Detectable Activity
MDC: Minimum Detectable Concentration
Lc/LC: Critical Level
PF: Prep Factor
RL: Reporting Limit
SQL: Sample Quantitation Limit

GEL LABORATORIES LLC

2040 Savage Road Charleston SC 29407 - (843) 556-8171 - www.gel.com

Certificate of Analysis

Report Date: March 21, 2023

Company : Santee Cooper
Address : P.O. Box 2946101
OCO3
Moncks Corner, South Carolina 29461
Contact: Ms. Jeanette Gilmetti
Project: ABS Lab Analytical

Client Sample ID: AF56416 Project: SOOP00119
Sample ID: 613959025 Client ID: SOOP001
Matrix: Ground Water
Collect Date: 08-MAR-23 10:09
Receive Date: 10-MAR-23
Collector: Client

Parameter	Qualifier	Result	DL	RL	Units	PF	DF	Analyst	Date	Time	Batch	Method
Carbon Analysis												
SM 5310 B Total Organic Carbon "As Received"												
Total Organic Carbon Average		10.1	0.330	1.00	mg/L		1	TSM	03/21/23	0708	2397544	1
Spectrometric Analysis												
SM 4500-S(2-) D Sulfide "As Received"												
Total Sulfide	J	0.0396	0.0330	0.100	mg/L		1	HH2	03/14/23	1759	2397596	2
Titration and Ion Analysis												
SM 2320B Total Alkalinity "As Received"												
Alkalinity, Total as CaCO3		67.4	2.07	5.71	mg/L			EK1	03/13/23	1511	2397768	3
Bicarbonate alkalinity (CaCO3)		67.4	2.07	5.71	mg/L							
Carbonate alkalinity (CaCO3)	U	ND	2.07	5.71	mg/L							

The following Analytical Methods were performed:

Method	Description	Analyst Comments
1	SM 5310 B	
2	SM 4500-S (2-) D	
3	SM 2320B	

Notes:

Column headers are defined as follows:

DF: Dilution Factor Lc/LC: Critical Level
DL: Detection Limit PF: Prep Factor
MDA: Minimum Detectable Activity RL: Reporting Limit
MDC: Minimum Detectable Concentration SQL: Sample Quantitation Limit

GEL LABORATORIES LLC

2040 Savage Road Charleston SC 29407 - (843) 556-8171 - www.gel.com

Certificate of Analysis

Report Date: March 21, 2023

Company : Santee Cooper
Address : P.O. Box 2946101
OCO3
Moncks Corner, South Carolina 29461
Contact: Ms. Jeanette Gilmetti
Project: ABS Lab Analytical

Client Sample ID: AF56416 Project: SOOP00119
Sample ID: 613959026 Client ID: SOOP001
Matrix: Ground Water
Collect Date: 08-MAR-23 10:09
Receive Date: 10-MAR-23
Collector: Client

Parameter	Qualifier	Result	DL	RL	Units	PF	DF	Analyst	Date	Time	Batch	Method
Carbon Analysis												
SM 5310 B Dissolved Organic Carbon "As Received"												
Dissolved Organic Carbon Average		10.1	0.330	1.00	mg/L		1	TSM	03/16/23	2134	2399632	1

The following Prep Methods were performed:

Method	Description	Analyst	Date	Time	Prep Batch
EPA 160	Laboratory Filtration - DOC	TSM	03/15/23	1135	2397540

The following Analytical Methods were performed:

Method	Description	Analyst Comments
1	SM 5310 B	

Notes:

Column headers are defined as follows:

DF: Dilution Factor
DL: Detection Limit
MDA: Minimum Detectable Activity
MDC: Minimum Detectable Concentration
Lc/LC: Critical Level
PF: Prep Factor
RL: Reporting Limit
SQL: Sample Quantitation Limit

GEL LABORATORIES LLC

2040 Savage Road Charleston SC 29407 - (843) 556-8171 - www.gel.com

Certificate of Analysis

Report Date: March 21, 2023

Company : Santee Cooper
Address : P.O. Box 2946101
OCO3
Moncks Corner, South Carolina 29461
Contact: Ms. Jeanette Gilmetti
Project: ABS Lab Analytical

Client Sample ID: AF56417 Project: SOOP00119
Sample ID: 613959027 Client ID: SOOP001
Matrix: Ground Water
Collect Date: 08-MAR-23 10:14
Receive Date: 10-MAR-23
Collector: Client

Parameter	Qualifier	Result	DL	RL	Units	PF	DF	Analyst	Date	Time	Batch	Method
Carbon Analysis												
SM 5310 B Total Organic Carbon "As Received"												
Total Organic Carbon Average		10.5	0.330	1.00	mg/L		1	TSM	03/21/23	0750	2397544	1
Spectrometric Analysis												
SM 4500-S(2-) D Sulfide "As Received"												
Total Sulfide	U	ND	0.0330	0.100	mg/L		1	HH2	03/14/23	1759	2397596	2
Titration and Ion Analysis												
SM 2320B Total Alkalinity "As Received"												
Alkalinity, Total as CaCO3		59.4	2.07	5.71	mg/L			EK1	03/13/23	1513	2397768	3
Bicarbonate alkalinity (CaCO3)		59.4	2.07	5.71	mg/L							
Carbonate alkalinity (CaCO3)	U	ND	2.07	5.71	mg/L							

The following Analytical Methods were performed:

Method	Description	Analyst Comments
1	SM 5310 B	
2	SM 4500-S (2-) D	
3	SM 2320B	

Notes:

Column headers are defined as follows:

DF: Dilution Factor Lc/LC: Critical Level
DL: Detection Limit PF: Prep Factor
MDA: Minimum Detectable Activity RL: Reporting Limit
MDC: Minimum Detectable Concentration SQL: Sample Quantitation Limit

GEL LABORATORIES LLC

2040 Savage Road Charleston SC 29407 - (843) 556-8171 - www.gel.com

Certificate of Analysis

Report Date: March 21, 2023

Company : Santee Cooper
Address : P.O. Box 2946101
OCO3
Moncks Corner, South Carolina 29461
Contact: Ms. Jeanette Gilmetti
Project: ABS Lab Analytical

Client Sample ID: AF56417 Project: SOOP00119
Sample ID: 613959028 Client ID: SOOP001
Matrix: Ground Water
Collect Date: 08-MAR-23 10:14
Receive Date: 10-MAR-23
Collector: Client

Parameter	Qualifier	Result	DL	RL	Units	PF	DF	Analyst	Date	Time	Batch	Method
Carbon Analysis												
SM 5310 B Dissolved Organic Carbon "As Received"												
Dissolved Organic Carbon Average		10.7	0.330	1.00	mg/L		1	TSM	03/16/23	2216	2399632	1

The following Prep Methods were performed:

Method	Description	Analyst	Date	Time	Prep Batch
EPA 160	Laboratory Filtration - DOC	TSM	03/15/23	1135	2397540

The following Analytical Methods were performed:

Method	Description	Analyst Comments
1	SM 5310 B	

Notes:

Column headers are defined as follows:

DF: Dilution Factor Lc/LC: Critical Level
DL: Detection Limit PF: Prep Factor
MDA: Minimum Detectable Activity RL: Reporting Limit
MDC: Minimum Detectable Concentration SQL: Sample Quantitation Limit

GEL LABORATORIES LLC

2040 Savage Road Charleston SC 29407 - (843) 556-8171 - www.gel.com

Certificate of Analysis

Report Date: March 21, 2023

Company : Santee Cooper
Address : P.O. Box 2946101
OCO3
Moncks Corner, South Carolina 29461
Contact: Ms. Jeanette Gilmetti
Project: ABS Lab Analytical

Client Sample ID: AF56429 Project: SOOP00119
Sample ID: 613959029 Client ID: SOOP001
Matrix: Ground Water
Collect Date: 08-MAR-23 12:12
Receive Date: 10-MAR-23
Collector: Client

Parameter	Qualifier	Result	DL	RL	Units	PF	DF	Analyst	Date	Time	Batch	Method
Carbon Analysis												
SM 5310 B Total Organic Carbon "As Received"												
Total Organic Carbon Average		2.31	0.330	1.00	mg/L		1	TSM	03/21/23	0810	2397544	1
Spectrometric Analysis												
SM 4500-S(2-) D Sulfide "As Received"												
Total Sulfide	U	ND	0.0330	0.100	mg/L		1	HH2	03/14/23	1759	2397596	2
Titration and Ion Analysis												
SM 2320B Total Alkalinity "As Received"												
Alkalinity, Total as CaCO3		13.1	2.07	5.71	mg/L			EK1	03/13/23	1515	2397768	3
Bicarbonate alkalinity (CaCO3)		13.1	2.07	5.71	mg/L							
Carbonate alkalinity (CaCO3)	U	ND	2.07	5.71	mg/L							

The following Analytical Methods were performed:

Method	Description	Analyst Comments
1	SM 5310 B	
2	SM 4500-S (2-) D	
3	SM 2320B	

Notes:

Column headers are defined as follows:

DF: Dilution Factor Lc/LC: Critical Level
DL: Detection Limit PF: Prep Factor
MDA: Minimum Detectable Activity RL: Reporting Limit
MDC: Minimum Detectable Concentration SQL: Sample Quantitation Limit

GEL LABORATORIES LLC

2040 Savage Road Charleston SC 29407 - (843) 556-8171 - www.gel.com

Certificate of Analysis

Report Date: March 21, 2023

Company : Santee Cooper
Address : P.O. Box 2946101
OCO3
Moncks Corner, South Carolina 29461
Contact: Ms. Jeanette Gilmetti
Project: ABS Lab Analytical

Client Sample ID: AF56429 Project: SOOP00119
Sample ID: 613959030 Client ID: SOOP001
Matrix: Ground Water
Collect Date: 08-MAR-23 12:12
Receive Date: 10-MAR-23
Collector: Client

Parameter	Qualifier	Result	DL	RL	Units	PF	DF	Analyst	Date	Time	Batch	Method
Carbon Analysis												
SM 5310 B Dissolved Organic Carbon "As Received"												
Dissolved Organic Carbon Average		2.22	0.330	1.00	mg/L		1	TSM	03/16/23	2236	2399632	1

The following Prep Methods were performed:

Method	Description	Analyst	Date	Time	Prep Batch
EPA 160	Laboratory Filtration - DOC	TSM	03/15/23	1135	2397540

The following Analytical Methods were performed:

Method	Description	Analyst Comments
1	SM 5310 B	

Notes:

Column headers are defined as follows:

DF: Dilution Factor
DL: Detection Limit
MDA: Minimum Detectable Activity
MDC: Minimum Detectable Concentration
Lc/LC: Critical Level
PF: Prep Factor
RL: Reporting Limit
SQL: Sample Quantitation Limit

GEL LABORATORIES LLC

2040 Savage Road Charleston SC 29407 - (843) 556-8171 - www.gel.com

Certificate of Analysis

Report Date: March 21, 2023

Company : Santee Cooper
 Address : P.O. Box 2946101
 OCO3
 Moncks Corner, South Carolina 29461
 Contact: Ms. Jeanette Gilmetti
 Project: ABS Lab Analytical

Client Sample ID: AF56406	Project: SOOP00119
Sample ID: 613959031	Client ID: SOOP001
Matrix: Ground Water	
Collect Date: 09-MAR-23 10:29	
Receive Date: 10-MAR-23	
Collector: Client	

Parameter	Qualifier	Result	DL	RL	Units	PF	DF	Analyst	Date	Time	Batch	Method
Carbon Analysis												
SM 5310 B Total Organic Carbon "As Received"												
Total Organic Carbon Average		7.15	0.330	1.00	mg/L		1	TSM	03/21/23	0830	2397544	1
Spectrometric Analysis												
SM 4500-S(2-) D Sulfide "As Received"												
Total Sulfide	U	ND	0.0330	0.100	mg/L		1	HH2	03/14/23	1759	2397596	2
Titration and Ion Analysis												
SM 2320B Total Alkalinity "As Received"												
Alkalinity, Total as CaCO3	J	5.43	2.07	5.71	mg/L			EK1	03/13/23	1518	2397768	3
Bicarbonate alkalinity (CaCO3)	J	5.43	2.07	5.71	mg/L							
Carbonate alkalinity (CaCO3)	U	ND	2.07	5.71	mg/L							

The following Analytical Methods were performed:

Method	Description	Analyst Comments
1	SM 5310 B	
2	SM 4500-S (2-) D	
3	SM 2320B	

Notes:

Column headers are defined as follows:

- | | |
|---------------------------------------|--------------------------------|
| DF: Dilution Factor | Lc/LC: Critical Level |
| DL: Detection Limit | PF: Prep Factor |
| MDA: Minimum Detectable Activity | RL: Reporting Limit |
| MDC: Minimum Detectable Concentration | SQL: Sample Quantitation Limit |

GEL LABORATORIES LLC

2040 Savage Road Charleston SC 29407 - (843) 556-8171 - www.gel.com

Certificate of Analysis

Report Date: March 21, 2023

Company : Santee Cooper
Address : P.O. Box 2946101
OCO3
Moncks Corner, South Carolina 29461
Contact: Ms. Jeanette Gilmetti
Project: ABS Lab Analytical

Client Sample ID: AF56406 Project: SOOP00119
Sample ID: 613959032 Client ID: SOOP001
Matrix: Ground Water
Collect Date: 09-MAR-23 10:29
Receive Date: 10-MAR-23
Collector: Client

Parameter	Qualifier	Result	DL	RL	Units	PF	DF	Analyst	Date	Time	Batch	Method
Carbon Analysis												
SM 5310 B Dissolved Organic Carbon "As Received"												
Dissolved Organic Carbon Average		6.20	0.330	1.00	mg/L		1	TSM	03/16/23	2257	2399632	1

The following Prep Methods were performed:

Method	Description	Analyst	Date	Time	Prep Batch
EPA 160	Laboratory Filtration - DOC	TSM	03/15/23	1135	2397540

The following Analytical Methods were performed:

Method	Description	Analyst Comments
1	SM 5310 B	

Notes:

Column headers are defined as follows:

DF: Dilution Factor Lc/LC: Critical Level
DL: Detection Limit PF: Prep Factor
MDA: Minimum Detectable Activity RL: Reporting Limit
MDC: Minimum Detectable Concentration SQL: Sample Quantitation Limit

GEL LABORATORIES LLC

2040 Savage Road Charleston SC 29407 - (843) 556-8171 - www.gel.com

Certificate of Analysis

Report Date: March 21, 2023

Company : Santee Cooper
Address : P.O. Box 2946101
OCO3
Moncks Corner, South Carolina 29461
Contact: Ms. Jeanette Gilmetti
Project: ABS Lab Analytical

Client Sample ID: AF56407 Project: SOOP00119
Sample ID: 613959033 Client ID: SOOP001
Matrix: Ground Water
Collect Date: 09-MAR-23 10:34
Receive Date: 10-MAR-23
Collector: Client

Parameter	Qualifier	Result	DL	RL	Units	PF	DF	Analyst	Date	Time	Batch	Method
Carbon Analysis												
SM 5310 B Total Organic Carbon "As Received"												
Total Organic Carbon Average		7.16	0.330	1.00	mg/L		1	TSM	03/21/23	0850	2397544	1
Spectrometric Analysis												
SM 4500-S(2-) D Sulfide "As Received"												
Total Sulfide	U	ND	0.0330	0.100	mg/L		1	HH2	03/14/23	1759	2397596	2
Titration and Ion Analysis												
SM 2320B Total Alkalinity "As Received"												
Alkalinity, Total as CaCO3		7.14	2.07	5.71	mg/L			EK1	03/13/23	1521	2397768	3
Bicarbonate alkalinity (CaCO3)		7.14	2.07	5.71	mg/L							
Carbonate alkalinity (CaCO3)	U	ND	2.07	5.71	mg/L							

The following Analytical Methods were performed:

Method	Description	Analyst Comments
1	SM 5310 B	
2	SM 4500-S (2-) D	
3	SM 2320B	

Notes:

Column headers are defined as follows:

DF: Dilution Factor Lc/LC: Critical Level
DL: Detection Limit PF: Prep Factor
MDA: Minimum Detectable Activity RL: Reporting Limit
MDC: Minimum Detectable Concentration SQL: Sample Quantitation Limit

GEL LABORATORIES LLC

2040 Savage Road Charleston SC 29407 - (843) 556-8171 - www.gel.com

Certificate of Analysis

Report Date: March 21, 2023

Company : Santee Cooper
Address : P.O. Box 2946101
OCO3
Moncks Corner, South Carolina 29461
Contact: Ms. Jeanette Gilmetti
Project: ABS Lab Analytical

Client Sample ID: AF56407 Project: SOOP00119
Sample ID: 613959034 Client ID: SOOP001
Matrix: Ground Water
Collect Date: 09-MAR-23 10:34
Receive Date: 10-MAR-23
Collector: Client

Parameter	Qualifier	Result	DL	RL	Units	PF	DF	Analyst	Date	Time	Batch	Method
Carbon Analysis												
SM 5310 B Dissolved Organic Carbon "As Received"												
Dissolved Organic Carbon Average		6.25	0.330	1.00	mg/L		1	TSM	03/16/23	2317	2399632	1

The following Prep Methods were performed:

Method	Description	Analyst	Date	Time	Prep Batch
EPA 160	Laboratory Filtration - DOC	TSM	03/15/23	1135	2397540

The following Analytical Methods were performed:

Method	Description	Analyst Comments
1	SM 5310 B	

Notes:

Column headers are defined as follows:

DF: Dilution Factor Lc/LC: Critical Level
DL: Detection Limit PF: Prep Factor
MDA: Minimum Detectable Activity RL: Reporting Limit
MDC: Minimum Detectable Concentration SQL: Sample Quantitation Limit

GEL LABORATORIES LLC

2040 Savage Road Charleston SC 29407 - (843) 556-8171 - www.gel.com

Certificate of Analysis

Report Date: March 21, 2023

Company : Santee Cooper
Address : P.O. Box 2946101
OCO3
Moncks Corner, South Carolina 29461
Contact: Ms. Jeanette Gilmetti
Project: ABS Lab Analytical

Client Sample ID: AF56418 Project: SOOP00119
Sample ID: 613959035 Client ID: SOOP001
Matrix: Ground Water
Collect Date: 09-MAR-23 12:07
Receive Date: 10-MAR-23
Collector: Client

Parameter	Qualifier	Result	DL	RL	Units	PF	DF	Analyst	Date	Time	Batch	Method
Carbon Analysis												
SM 5310 B Total Organic Carbon "As Received"												
Total Organic Carbon Average		10.3	0.330	1.00	mg/L		1	TSM	03/21/23	0910	2397544	1
Spectrometric Analysis												
SM 4500-S(2-) D Sulfide "As Received"												
Total Sulfide	U	ND	0.0330	0.100	mg/L		1	HH2	03/14/23	1759	2397596	2
Titration and Ion Analysis												
SM 2320B Total Alkalinity "As Received"												
Alkalinity, Total as CaCO3		32.0	2.07	5.71	mg/L			EK1	03/13/23	1523	2397768	3
Bicarbonate alkalinity (CaCO3)		32.0	2.07	5.71	mg/L							
Carbonate alkalinity (CaCO3)	U	ND	2.07	5.71	mg/L							

The following Analytical Methods were performed:

Method	Description	Analyst Comments
1	SM 5310 B	
2	SM 4500-S (2-) D	
3	SM 2320B	

Notes:

Column headers are defined as follows:

DF: Dilution Factor Lc/LC: Critical Level
DL: Detection Limit PF: Prep Factor
MDA: Minimum Detectable Activity RL: Reporting Limit
MDC: Minimum Detectable Concentration SQL: Sample Quantitation Limit

GEL LABORATORIES LLC

2040 Savage Road Charleston SC 29407 - (843) 556-8171 - www.gel.com

Certificate of Analysis

Report Date: March 21, 2023

Company : Santee Cooper
Address : P.O. Box 2946101
OCO3
Moncks Corner, South Carolina 29461
Contact: Ms. Jeanette Gilmetti
Project: ABS Lab Analytical

Client Sample ID: AF56418 Project: SOOP00119
Sample ID: 613959036 Client ID: SOOP001
Matrix: Ground Water
Collect Date: 09-MAR-23 12:07
Receive Date: 10-MAR-23
Collector: Client

Parameter	Qualifier	Result	DL	RL	Units	PF	DF	Analyst	Date	Time	Batch	Method
Carbon Analysis												
SM 5310 B Dissolved Organic Carbon "As Received"												
Dissolved Organic Carbon Average		10.1	0.330	1.00	mg/L		1	TSM	03/16/23	2337	2399632	1

The following Prep Methods were performed:

Method	Description	Analyst	Date	Time	Prep Batch
EPA 160	Laboratory Filtration - DOC	TSM	03/15/23	1135	2397540

The following Analytical Methods were performed:

Method	Description	Analyst Comments
1	SM 5310 B	

Notes:

Column headers are defined as follows:

DF: Dilution Factor
DL: Detection Limit
MDA: Minimum Detectable Activity
MDC: Minimum Detectable Concentration
Lc/LC: Critical Level
PF: Prep Factor
RL: Reporting Limit
SQL: Sample Quantitation Limit

GEL LABORATORIES LLC

2040 Savage Road Charleston SC 29407 - (843) 556-8171 - www.gel.com

Certificate of Analysis

Report Date: March 21, 2023

Company : Santee Cooper
Address : P.O. Box 2946101
OCO3
Moncks Corner, South Carolina 29461
Contact: Ms. Jeanette Gilmetti
Project: ABS Lab Analytical

Client Sample ID: AF56422 Project: SOOP00119
Sample ID: 613959037 Client ID: SOOP001
Matrix: Ground Water
Collect Date: 09-MAR-23 13:19
Receive Date: 10-MAR-23
Collector: Client

Parameter	Qualifier	Result	DL	RL	Units	PF	DF	Analyst	Date	Time	Batch	Method
Carbon Analysis												
SM 5310 B Total Organic Carbon "As Received"												
Total Organic Carbon Average		3.78	0.330	1.00	mg/L		1	TSM	03/21/23	0930	2397544	1
Spectrometric Analysis												
SM 4500-S(2-) D Sulfide "As Received"												
Total Sulfide	U	ND	0.0330	0.100	mg/L		1	HH2	03/14/23	1759	2397596	2
Titration and Ion Analysis												
SM 2320B Total Alkalinity "As Received"												
Alkalinity, Total as CaCO3		282	2.07	5.71	mg/L			EK1	03/13/23	1524	2397768	3
Bicarbonate alkalinity (CaCO3)		282	2.07	5.71	mg/L							
Carbonate alkalinity (CaCO3)	U	ND	2.07	5.71	mg/L							

The following Analytical Methods were performed:

Method	Description	Analyst Comments
1	SM 5310 B	
2	SM 4500-S (2-) D	
3	SM 2320B	

Notes:

Column headers are defined as follows:

DF: Dilution Factor Lc/LC: Critical Level
DL: Detection Limit PF: Prep Factor
MDA: Minimum Detectable Activity RL: Reporting Limit
MDC: Minimum Detectable Concentration SQL: Sample Quantitation Limit

GEL LABORATORIES LLC

2040 Savage Road Charleston SC 29407 - (843) 556-8171 - www.gel.com

Certificate of Analysis

Report Date: March 21, 2023

Company : Santee Cooper
Address : P.O. Box 2946101
OCO3
Moncks Corner, South Carolina 29461
Contact: Ms. Jeanette Gilmetti
Project: ABS Lab Analytical

Client Sample ID: AF56422 Project: SOOP00119
Sample ID: 613959038 Client ID: SOOP001
Matrix: Ground Water
Collect Date: 09-MAR-23 13:19
Receive Date: 10-MAR-23
Collector: Client

Parameter	Qualifier	Result	DL	RL	Units	PF	DF	Analyst	Date	Time	Batch	Method
Carbon Analysis												
SM 5310 B Dissolved Organic Carbon "As Received"												
Dissolved Organic Carbon Average		2.90	0.330	1.00	mg/L		1	TSM	03/16/23	2357	2399632	1

The following Prep Methods were performed:

Method	Description	Analyst	Date	Time	Prep Batch
EPA 160	Laboratory Filtration - DOC	TSM	03/15/23	1135	2397540

The following Analytical Methods were performed:

Method	Description	Analyst Comments
1	SM 5310 B	

Notes:

Column headers are defined as follows:

DF: Dilution Factor Lc/LC: Critical Level
DL: Detection Limit PF: Prep Factor
MDA: Minimum Detectable Activity RL: Reporting Limit
MDC: Minimum Detectable Concentration SQL: Sample Quantitation Limit

GEL LABORATORIES LLC

2040 Savage Road Charleston, SC 29407 - (843) 556-8171 - www.gel.com

QC Summary

Report Date: March 21, 2023

Page 1 of 5

Santee Cooper
P.O. Box 2946101
OCO3
Moncks Corner, South Carolina
Ms. Jeanette Gilmetti

Contact:
Workorder: 613959

Parmname	NOM	Sample	Qual	QC	Units	RPD%	REC%	Range	Anlst	Date	Time
Carbon Analysis											
Batch 2397544											
QC1205343816	613959001	DUP									
Total Organic Carbon Average		8.36		8.18	mg/L	2.15 ^		(+/-2.00)	TSM	03/21/23	01:34
QC1205343817	613959023	DUP									
Total Organic Carbon Average		21.1		21.1	mg/L	0.104		(0%-20%)		03/21/23	06:28
QC1205343815	LCS										
Total Organic Carbon Average	10.0			9.96	mg/L		99.6	(80%-120%)		03/21/23	00:38
QC1205343814	MB										
Total Organic Carbon Average			U	ND	mg/L					03/21/23	00:28
QC1205343818	613959001	PS									
Total Organic Carbon Average	10.0	4.18		13.4	mg/L		92.5	(65%-120%)		03/21/23	01:56
QC1205343819	613959023	PS									
Total Organic Carbon Average	10.0	10.5		22.1	mg/L		116	(65%-120%)		03/21/23	06:48
Batch 2399632											
QC1205343804	613959002	DUP									
Dissolved Organic Carbon Average		8.18		8.04	mg/L	1.78 ^		(+/-2.00)	TSM	03/20/23	17:01
QC1205343805	613959022	DUP									
Dissolved Organic Carbon Average		7.68		7.55	mg/L	1.75		(0%-20%)		03/20/23	18:29
QC1205343803	FB										
Dissolved Organic Carbon Average			U	ND	mg/L					03/16/23	15:12
Dissolved Organic Carbon Average			U	ND	mg/L					03/20/23	16:29

GEL LABORATORIES LLC

2040 Savage Road Charleston, SC 29407 - (843) 556-8171 - www.gel.com

QC Summary

Workorder: 613959

Page 2 of 5

Paramname	NOM	Sample	Qual	QC	Units	RPD%	REC%	Range	Anlst	Date	Time
Carbon Analysis											
Batch	2399632										
QC1205347787	LCS										
Dissolved Organic Carbon Average	10.0			9.94	mg/L		99.4	(80%-120%)	TSM	03/16/23	15:23
QC1205347786	MB										
Dissolved Organic Carbon Average			U	ND	mg/L					03/16/23	15:02
QC1205343806	613959002 PS										
Dissolved Organic Carbon Average	10.0		4.09	4.49	mg/L		3.98*	(65%-120%)		03/20/23	17:23
QC1205343807	613959022 PS										
Dissolved Organic Carbon Average	10.0		7.68	12.2	mg/L		45.7*	(65%-120%)		03/20/23	18:51
Spectrometric Analysis											
Batch	2395803										
QC1205340625	LCS										
Total Sulfide	0.400			0.403	mg/L		101	(85%-115%)	HH2	03/13/23	19:07
QC1205340624	MB										
Total Sulfide			U	ND	mg/L					03/13/23	19:07
QC1205343956	613152021 PS										
Total Sulfide	0.400	U	ND	0.437	mg/L		109	(75%-125%)		03/13/23	19:07
QC1205343957	613152021 PSD										
Total Sulfide	0.400	U	ND	0.438	mg/L	0.266	109	(0%-15%)		03/13/23	19:07
Batch	2396527										
QC1205341655	LCS										
Total Sulfide	0.400			0.403	mg/L		101	(85%-115%)	HH2	03/13/23	19:24
QC1205341654	MB										
Total Sulfide			U	ND	mg/L					03/13/23	19:24

GEL LABORATORIES LLC

2040 Savage Road Charleston, SC 29407 - (843) 556-8171 - www.gel.com

QC Summary

Workorder: 613959

Page 3 of 5

Parname	NOM	Sample	Qual	QC	Units	RPD%	REC%	Range	Anlst	Date	Time
Spectrometric Analysis											
Batch	2396527										
QC1205344918	613959009	PS									
Total Sulfide	0.400	U	ND	0.403	mg/L		100	(75%-125%)	HH2	03/13/23	19:24
QC1205344919	613959009	PSD									
Total Sulfide	0.400	U	ND	0.402	mg/L	0.289	100	(0%-15%)		03/13/23	19:25
<hr/>											
Batch	2397596										
QC1205343969	LCS										
Total Sulfide	0.400			0.404	mg/L		101	(85%-115%)	HH2	03/14/23	17:59
QC1205343968	MB										
Total Sulfide			U	ND	mg/L					03/14/23	17:59
QC1205343970	613959019	PS									
Total Sulfide	0.400	J	0.0420	0.423	mg/L		95.2	(75%-125%)		03/14/23	17:59
QC1205345470	613959033	PS									
Total Sulfide	0.400	U	ND	0.247	mg/L		59.7*	(75%-125%)		03/14/23	17:59
QC1205343971	613959019	PSD									
Total Sulfide	0.400	J	0.0420	0.425	mg/L	0.549	95.8	(0%-15%)		03/14/23	17:59
QC1205345471	613959033	PSD									
Total Sulfide	0.400	U	ND	0.250	mg/L	1.4	60.5*	(0%-15%)		03/14/23	17:59
<hr/>											
Titration and Ion Analysis											
Batch	2397768										
QC1205344345	613959001	DUP									
Alkalinity, Total as CaCO3			344	344	mg/L	0.0969		(0%-20%)	EK1	03/13/23	14:11
Bicarbonate alkalinity (CaCO3)			344	344	mg/L	0.0969		(0%-20%)			
Carbonate alkalinity (CaCO3)		U	ND	U	ND	mg/L	N/A				

GEL LABORATORIES LLC

2040 Savage Road Charleston, SC 29407 - (843) 556-8171 - www.gel.com

QC Summary

Workorder: 613959

Page 4 of 5

Paramname	NOM	Sample	Qual	QC	Units	RPD%	REC%	Range	Anlst	Date	Time
Titration and Ion Analysis											
Batch	2397768										
QC1205344347	613959021	DUP									
Alkalinity, Total as CaCO3		481		482	mg/L	0.238		(0%-20%)	EK1	03/13/23	15:00
Bicarbonate alkalinity (CaCO3)		481		482	mg/L	0.238		(0%-20%)			
Carbonate alkalinity (CaCO3)	U	ND	U	ND	mg/L	N/A					
QC1205344344	LCS										
Alkalinity, Total as CaCO3	100			106	mg/L		106	(90%-110%)		03/13/23	14:04
QC1205344346	613959001	MS									
Alkalinity, Total as CaCO3	167	344		513	mg/L		102	(80%-120%)		03/13/23	14:15
QC1205344348	613959021	MS									
Alkalinity, Total as CaCO3	143	481		595	mg/L		80.4	(80%-120%)		03/13/23	15:04

Notes:

The Qualifiers in this report are defined as follows:

- U Analyte was analyzed for, but not detected above the MDL, MDA, MDC or LOD.
- J Value is estimated
- X Consult Case Narrative, Data Summary package, or Project Manager concerning this qualifier
- H Analytical holding time was exceeded
- < Result is less than value reported
- > Result is greater than value reported
- h Preparation or preservation holding time was exceeded
- R Sample results are rejected
- Z Paint Filter Test--Particulates passed through the filter, however no free liquids were observed.
- d 5-day BOD--The 2:1 depletion requirement was not met for this sample
- ^ RPD of sample and duplicate evaluated using +/-RL. Concentrations are <5X the RL. Qualifier Not Applicable for Radiochemistry.
- N/A RPD or %Recovery limits do not apply.
- ND Analyte concentration is not detected above the detection limit
- NJ Consult Case Narrative, Data Summary package, or Project Manager concerning this qualifier
- E General Chemistry--Concentration of the target analyte exceeds the instrument calibration range
- Q One or more quality control criteria have not been met. Refer to the applicable narrative or DER.

GEL LABORATORIES LLC

2040 Savage Road Charleston, SC 29407 - (843) 556-8171 - www.gel.com

QC Summary

Workorder: 613959

Page 5 of 5

Parmname	NOM	Sample	Qual	QC	Units	RPD%	REC%	Range	Anlst	Date	Time
N1		See case narrative									
R		Per section 9.3.4.1 of Method 1664 Revision B, due to matrix spike recovery issues, this result may not be reported or used for regulatory compliance purposes.									
B		The target analyte was detected in the associated blank.									
e		5-day BOD--Test replicates show more than 30% difference between high and low values. The data is qualified per the method and can be used for reporting purposes									
J		See case narrative for an explanation									

N/A indicates that spike recovery limits do not apply when sample concentration exceeds spike conc. by a factor of 4 or more or %RPD not applicable.

^ The Relative Percent Difference (RPD) obtained from the sample duplicate (DUP) is evaluated against the acceptance criteria when the sample is greater than five times (5X) the contract required detection limit (RL). In cases where either the sample or duplicate value is less than 5X the RL, a control limit of +/- the RL is used to evaluate the DUP result.

* Indicates that a Quality Control parameter was not within specifications.

For PS, PSD, and SDILT results, the values listed are the measured amounts, not final concentrations.

Where the analytical method has been performed under NELAP certification, the analysis has met all of the requirements of the NELAC standard unless qualified on the QC Summary.

**General Chemistry
Technical Case Narrative
Santee Cooper
SDG #: 613959**

Product: Carbon, Total Organic

Analytical Method: SM 5310 B

Analytical Procedure: GL-GC-E-093 REV# 21

Analytical Batch: 2397544

The following samples were analyzed using the above methods and analytical procedure(s).

<u>GEL Sample ID#</u>	<u>Client Sample Identification</u>
613959001	AF56409
613959003	AF56410
613959005	AF56411
613959007	AF56412
613959009	AF56413
613959011	AF56430
613959013	AF56419
613959015	AF56425
613959017	AF56426
613959019	AF56427
613959021	AF56408
613959023	AF56415
613959025	AF56416
613959027	AF56417
613959029	AF56429
613959031	AF56406
613959033	AF56407
613959035	AF56418
613959037	AF56422
1205343814	Method Blank (MB)
1205343815	Laboratory Control Sample (LCS)
1205343816	613959001(AF56409) Sample Duplicate (DUP)
1205343817	613959023(AF56415) Sample Duplicate (DUP)
1205343818	613959001(AF56409) Post Spike (PS)
1205343819	613959023(AF56415) Post Spike (PS)

The samples in this SDG were analyzed on an "as received" basis.

Data Summary:

All sample data provided in this report met the acceptance criteria specified in the analytical methods and procedures for initial calibration, continuing calibration, instrument controls and process controls where applicable, with the following exceptions.

Technical Information

Sample Dilutions

The following samples 1205343817 (AF56415DUP), 1205343819 (AF56415PS) and 613959023 (AF56415) were diluted because target analyte concentrations exceeded the calibration range. The following samples 1205343816 (AF56409DUP), 1205343818 (AF56409PS), 613959001 (AF56409) and 613959003 (AF56410) in

this sample group were diluted due to matrix interference. Dilutions may be required for many reasons, including to minimize matrix interferences or to bring over range target analyte concentrations into the linear calibration range.

Analyte	613959		
	001	003	023
Total Organic Carbon Average	2X	2X	2X

Product: Carbon, Dissolved Organic

Analytical Method: SM 5310 B

Analytical Procedure: GL-GC-E-093 REV# 21

Analytical Batch: 2399632

Filtration Method: EPA 160

Filtration Procedure: GL-LB-E-034 REV# 4

Filtration Batch: 2397540

The following samples were analyzed using the above methods and analytical procedure(s).

<u>GEL Sample ID#</u>	<u>Client Sample Identification</u>
613959002	AF56409
613959004	AF56410
613959006	AF56411
613959008	AF56412
613959010	AF56413
613959012	AF56430
613959014	AF56419
613959016	AF56425
613959018	AF56426
613959020	AF56427
613959022	AF56408
613959024	AF56415
613959026	AF56416
613959028	AF56417
613959030	AF56429
613959032	AF56406
613959034	AF56407
613959036	AF56418
613959038	AF56422
1205343803	Foam Blank (FB)
1205343804	613959002(AF56409) Sample Duplicate (DUP)
1205343805	613959022(AF56408) Sample Duplicate (DUP)
1205343806	613959002(AF56409) Post Spike (PS)
1205343807	613959022(AF56408) Post Spike (PS)
1205347786	Method Blank (MB)
1205347787	Laboratory Control Sample (LCS)

The samples in this SDG were analyzed on an "as received" basis.

Data Summary:

All sample data provided in this report met the acceptance criteria specified in the analytical methods and

procedures for initial calibration, continuing calibration, instrument controls and process controls where applicable, with the following exceptions.

Quality Control (QC) Information

Matrix Spike (MS)/Post Spike (PS) Recovery Statement

The percent recoveries (%R) obtained from the spike analyses are evaluated when the sample concentration is less than four times (4X) the spike concentration added. The matrix spike recovered outside of the established acceptance limits due to matrix interference and/or non-homogeneity.

Analyte	Sample	Value
Dissolved Organic Carbon Average	1205343806 (AF56409 PS)	3.98* (65%-120%)
	1205343807 (AF56408PS)	45.7* (65%-120%)

Both QC's was rerun to verify recoveries.

Sample	Analyte	Value
1205343806 (AF56409 PS)	Dissolved Organic Carbon Average	3.98* (65%-120%)
1205343807 (AF56408PS)	Dissolved Organic Carbon Average	45.7* (65%-120%)

Miscellaneous Information

Additional Comments

The following sample was reanalyzed neat. 613959008 (AF56412).

Product: Sulfide, Total

Analytical Method: SM 4500-S (2-) D

Analytical Procedure: GL-GC-E-052 REV# 12

Analytical Batch: 2395803

The following samples were analyzed using the above methods and analytical procedure(s).

<u>GEL Sample ID#</u>	<u>Client Sample Identification</u>
613959015	AF56425
613959017	AF56426
1205340624	Method Blank (MB)
1205340625	Laboratory Control Sample (LCS)
1205343956	613152021(NonSDG) Post Spike (PS)
1205343957	613152021(NonSDG) Post Spike Duplicate (PSD)

The samples in this SDG were analyzed on an "as received" basis.

Data Summary:

There are no exceptions, anomalies or deviations from the specified methods. All sample data provided in this report met the acceptance criteria specified in the analytical methods and procedures for initial calibration, continuing calibration, instrument controls and process controls where applicable.

Product: Sulfide, Total

Analytical Method: SM 4500-S (2-) D
Analytical Procedure: GL-GC-E-052 REV# 12
Analytical Batch: 2396527

The following samples were analyzed using the above methods and analytical procedure(s).

<u>GEL Sample ID#</u>	<u>Client Sample Identification</u>
613959009	AF56413
613959011	AF56430
613959013	AF56419
1205341654	Method Blank (MB)
1205341655	Laboratory Control Sample (LCS)
1205344918	613959009(AF56413) Post Spike (PS)
1205344919	613959009(AF56413) Post Spike Duplicate (PSD)

The samples in this SDG were analyzed on an "as received" basis.

Data Summary:

There are no exceptions, anomalies or deviations from the specified methods. All sample data provided in this report met the acceptance criteria specified in the analytical methods and procedures for initial calibration, continuing calibration, instrument controls and process controls where applicable.

Product: Sulfide, Total

Analytical Method: SM 4500-S (2-) D
Analytical Procedure: GL-GC-E-052 REV# 12
Analytical Batch: 2397596

The following samples were analyzed using the above methods and analytical procedure(s).

<u>GEL Sample ID#</u>	<u>Client Sample Identification</u>
613959001	AF56409
613959003	AF56410
613959005	AF56411
613959007	AF56412
613959019	AF56427
613959021	AF56408
613959023	AF56415
613959025	AF56416
613959027	AF56417
613959029	AF56429
613959031	AF56406
613959033	AF56407
613959035	AF56418
613959037	AF56422
1205343968	Method Blank (MB)
1205343969	Laboratory Control Sample (LCS)
1205343970	613959019(AF56427) Post Spike (PS)
1205343971	613959019(AF56427) Post Spike Duplicate (PSD)
1205345470	613959033(AF56407) Post Spike (PS)
1205345471	613959033(AF56407) Post Spike Duplicate (PSD)

The samples in this SDG were analyzed on an "as received" basis.

Data Summary:

All sample data provided in this report met the acceptance criteria specified in the analytical methods and procedures for initial calibration, continuing calibration, instrument controls and process controls where applicable, with the following exceptions.

Quality Control (QC) Information

Matrix Spike (MS)/Post Spike (PS) Recovery Statement

The percent recoveries (%R) obtained from the spike analyses are evaluated when the sample concentration is less than four times (4X) the spike concentration added. The matrix spike recovered outside of the established acceptance limits due to matrix interference and/or non-homogeneity.

Analyte	Sample	Value
Total Sulfide	1205345470 (AF56407PS)	59.7* (75%-125%)
	1205345471 (AF56407PSD)	60.5* (75%-125%)

Technical Information

Holding Times

Samples 613959001 (AF56409), 613959003 (AF56410), 613959005 (AF56411) and 613959007 (AF56412) were initially analyzed within holding; however, the holding times had expired prior to reanalysis of diluted samples. The data is qualified.

Sample Dilutions

The following samples 613959001 (AF56409), 613959003 (AF56410) and 613959005 (AF56411) were diluted because target analyte concentrations exceeded the calibration range. The following sample 613959007 (AF56412) in this sample group was diluted due to matrix interference. Dilutions may be required for many reasons, including to minimize matrix interferences or to bring over range target analyte concentrations into the linear calibration range.

Analyte	613959			
	001	003	005	007
Total Sulfide	400X	200X	100X	25X

Product: Alkalinity

Analytical Method: SM 2320B

Analytical Procedure: GL-GC-E-033 REV# 14

Analytical Batch: 2397768

The following samples were analyzed using the above methods and analytical procedure(s).

<u>GEL Sample ID#</u>	<u>Client Sample Identification</u>
613959001	AF56409
613959003	AF56410
613959005	AF56411
613959007	AF56412
613959009	AF56413
613959011	AF56430
613959013	AF56419
613959015	AF56425

613959017	AF56426
613959019	AF56427
613959021	AF56408
613959023	AF56415
613959025	AF56416
613959027	AF56417
613959029	AF56429
613959031	AF56406
613959033	AF56407
613959035	AF56418
613959037	AF56422
1205344344	Laboratory Control Sample (LCS)
1205344345	613959001(AF56409) Sample Duplicate (DUP)
1205344346	613959001(AF56409) Matrix Spike (MS)
1205344347	613959021(AF56408) Sample Duplicate (DUP)
1205344348	613959021(AF56408) Matrix Spike (MS)

The samples in this SDG were analyzed on an "as received" basis.

Data Summary:

All sample data provided in this report met the acceptance criteria specified in the analytical methods and procedures for initial calibration, continuing calibration, instrument controls and process controls where applicable, with the following exceptions.

Miscellaneous Information

Additional Comments

35 mL aliquots were used due to sample concentration

Certification Statement

Where the analytical method has been performed under NELAP certification, the analysis has met all of the requirements of the NELAC standard unless otherwise noted in the analytical case narrative.

Chain of Custody



Santee Cooper One Riverwood Drive Moncks Corner, SC 29461 Phone: (843)761-8000 Ext. 5148 Fax: (843)761-4175

Customer Email/Report Recipient: Date Results Needed by: Project/Task/Unit #: Rerun request for any flagged QC

LCWILLIA @santeecooper.com 125915 / JMO2.09.GP1.1 / 36500 Yes (No)

Analysis Group

Main Chain of Custody table with columns: Labworks ID #, Sample Location/Description, Collection Date, Collection Time, Sample Collector, Total # of containers, Bottle type, Grab (G) or Composite (C), Matrix, Preservative, Comments, TOC/DOC, ALKALINITY, SULFIDE, RAD 226+228.

Relinquished by/Received by table with columns: Relinquished by, Employee#, Date, Time, Received by, Employee#, Date, Time.

Sample Receiving (Internal Use Only) TEMP (°C): Initial: Correct pH: Yes No Preservative Lot#: Date/Time/Init for preservative:

Checklist grid for METALS (all), Nutrients, MISC., Gypsum, Coal, Flyash, Oil.

Matrix codes: GW-groundwater, DW-drinking water, SW-surface water, WW-waste water, BW-boiler water, L-limestone, Oil-oil, S-Soil, SL-solid, C-coal, G-gypsum, FA-flyash, BA-bottom ash, M-misc (describe in comment section) Preservative code- 1=4°C 2=HNO3 3=H2SO4 4=HCl 5=Na2S2O3 6=Other (Specify)

RAD - 4/17/23

Contract Lab Info: GEL Contract Lab Due Date (Lab Only): 3 / 20 / 23 Send report to lcwillia@santecooper.com & sjbrown@santecooper.com



Santee Cooper
One Riverwood Drive
Moncks Corner, SC 29461
Phone: (843)761-8000 Ext. 5148
Fax: (843)761-4175

Chain of Custody

Customer Email/Report Recipient: LCWILLIA@santecooper.com Date Results Needed by: / / Project/Task/Unit #: 125915 / JM02.09.601.1 / 36500 Rerun request for any flagged QC Yes No

Analysis Group

Labworks ID # (Internal use only)	Sample Location/Description	Collection Date	Collection Time	Sample Collector	Total # of containers	Bottle type: (Glass-G/Plastic-P)	Grab (G) or Composite (C)	Matrix(see below)	Preservative(see below)	Comments	TCC/DOC	ALKALINITY	SULFIDE	RAD 226 / 228
AF56405	WAP-13	3/8/23	1338	ZDM ML	6	P	G	GW	*	*SULFIDE HAS SHORT HOLD	2	1	1	2
15	16		1513											
16	17		1009							*PRESERVATIVES				
17	17D		1014							TCC #2504 SULFIDE ZINC ACETATE, NO OH				
29	28		1212							RAD HAD <4°C				
AF56406	WAP-12	3/9/23	1029											
07	-12D		1034							ALKAL - TOTAL, DICARB, CARB				
13	18		1207							RAD - INCLUDE 90TAL CALL.				
22	22		1319							DOC - NOT FIELD FILTERED				

TOTAL RAD CALL

Relinquished by:	Employee#	Date	Time	Received by:	Employee #	Date	Time
<i>Sj Brown</i>	35594	3/10/23	1100	<i>M. Lu</i>	GEL	3/10/23	1100
<i>M. Lu</i>	GEL	3-10-23	1620				

Sample Receiving (Internal Use Only)
TEMP (°C): _____ Initial: _____
Correct pH: Yes No
Preservative Lot#: _____
Date/Time/Init for preservative: _____

<input type="checkbox"/> METALS (all) <input type="checkbox"/> Ag <input type="checkbox"/> Cu <input type="checkbox"/> Sb <input type="checkbox"/> Al <input type="checkbox"/> Fe <input type="checkbox"/> Se <input type="checkbox"/> As <input type="checkbox"/> K <input type="checkbox"/> Sn <input type="checkbox"/> B <input type="checkbox"/> Li <input type="checkbox"/> Sr <input type="checkbox"/> Ba <input type="checkbox"/> Mg <input type="checkbox"/> Ti <input type="checkbox"/> Be <input type="checkbox"/> Mn <input type="checkbox"/> Tl <input type="checkbox"/> Ca <input type="checkbox"/> Mo <input type="checkbox"/> V <input type="checkbox"/> Cd <input type="checkbox"/> Na <input type="checkbox"/> Zn <input type="checkbox"/> Co <input type="checkbox"/> Ni <input type="checkbox"/> Hg <input type="checkbox"/> Cr <input type="checkbox"/> Pb <input type="checkbox"/> CrVI	Nutrients <input type="checkbox"/> TOC <input type="checkbox"/> DOC <input type="checkbox"/> TPA/PRO4 <input type="checkbox"/> NH3-N <input type="checkbox"/> Cl <input type="checkbox"/> NO2 <input type="checkbox"/> B <input type="checkbox"/> NO3 <input type="checkbox"/> SO4	MISC. <input type="checkbox"/> BTEX <input type="checkbox"/> Naphthalene <input type="checkbox"/> THM/HAA <input type="checkbox"/> VOC <input type="checkbox"/> Oil & Grease <input type="checkbox"/> E. Coli <input type="checkbox"/> Total Coliform <input type="checkbox"/> pH <input type="checkbox"/> Dissolved As <input type="checkbox"/> Dissolved Fe <input type="checkbox"/> Rad 226 <input type="checkbox"/> Rad 228 <input type="checkbox"/> PCB	Gypsum <input type="checkbox"/> Wilbur <input type="checkbox"/> Gypsum <input type="checkbox"/> Blaw <input type="checkbox"/> ZVI <input type="checkbox"/> VOC <input type="checkbox"/> Ammonia <input type="checkbox"/> Sulfur <input type="checkbox"/> Chloride <input type="checkbox"/> Sulfate <input type="checkbox"/> Sulfide	Coal <input type="checkbox"/> Ultimate <input type="checkbox"/> % Moisture <input type="checkbox"/> Ash <input type="checkbox"/> Sulfur <input type="checkbox"/> BTUs <input type="checkbox"/> Volatile Matter <input type="checkbox"/> CHN Other Tests: <input type="checkbox"/> XRF Scan <input type="checkbox"/> HGI <input type="checkbox"/> Gindex <input type="checkbox"/> Particulate Matter	Flyash <input type="checkbox"/> Ammonia <input type="checkbox"/> BTU <input type="checkbox"/> % Carbon <input type="checkbox"/> Mineral <input type="checkbox"/> Analysis <input type="checkbox"/> % Moisture <input type="checkbox"/> % Moisture NPDES <input type="checkbox"/> Oil & Grease <input type="checkbox"/> TSS	Oil <input type="checkbox"/> Oil <input type="checkbox"/> Moisture <input type="checkbox"/> Ash <input type="checkbox"/> Sulfur <input type="checkbox"/> Chloride <input type="checkbox"/> Sulfate <input type="checkbox"/> Sulfide <input type="checkbox"/> Ammonia <input type="checkbox"/> Sulfur <input type="checkbox"/> Chloride <input type="checkbox"/> Sulfate <input type="checkbox"/> Sulfide
--	--	--	--	---	--	---

Matrix codes: GW-groundwater, DW-drinking water, SW-surface water, WW-waste water, BW-boiler water, L-llimestone, Oil-oil, S-Soil, SL-solid, C-coal, G-gypsum, FA-flyash, BA-bottom ash, M-misc (describe in comment section)
Preservative code- 1=4°C 2=HNO3 3=H2SO4 4-HCl 5=Na2S2O3 6-Other (Specify)



Laboratories LLC

SAMPLE RECEIPT & REVIEW FORM

Client: **SOOP** SDG/AR/COC/Work Order: **613963 / 613959**

Received By: **Anna Johnson** Date Received: **March 10, 2023**

Carrier and Tracking Number: **Anna Johnson**
Circle Applicable: FedEx Express FedEx Ground UPS Field Services **Courier** Other

Suspected Hazard Information	Yes	No	*If Net Counts > 100cpm on samples not marked "radioactive", contact the Radiation Safety Group for further investigation.
A) Shipped as a DOT Hazardous?		/	Hazard Class Shipped: _____ UN#: _____ If UN2910, Is the Radioactive Shipment Survey Compliant? Yes ___ No ___
B) Did the client designate the samples are to be received as radioactive?		/	COC notation or radioactive stickers on containers equal client designation.
C) Did the RSO classify the samples as radioactive?		/	Maximum Net Counts Observed* (Observed Counts - Area Background Counts): <u> 0 </u> CPM / mR/Hr Classified as: Rad 1 Rad 2 Rad 3
D) Did the client designate samples are hazardous?		/	COC notation or hazard labels on containers equal client designation.
E) Did the RSO identify possible hazards?		/	If D or E is yes, select Hazards below. PCB's Flammable Foreign Soil RCRA Asbestos Beryllium Other:

Sample Receipt Criteria	Yes	NA	No	Comments/Qualifiers (Required for Non-Conforming Items)
1 Shipping containers received intact and sealed?	/			Circle Applicable: Seals broken Damaged container Leaking container Other (describe)
2 Chain of custody documents included with shipment?	/			Circle Applicable: Client contacted and provided COC COC created upon receipt
3 Samples requiring cold preservation within (0 ≤ 6 deg. C)?*	/			3/14/23 Preservation Method: Wet Ice Ice Packs Dry Ice None Other: *all temperatures are recorded in Celsius Gchem - 2° Rchem TEMP: 20.3°C
4 Daily check performed and passed on IR temperature gun?	/			Temperature Device Serial #: _____ Secondary Temperature Device Serial # (If Applicable): IR3-22
5 Sample containers intact and sealed?	/			Circle Applicable: Seals broken Damaged container Leaking container Other (describe)
6 Samples requiring chemical preservation at proper pH?	/			Sample ID's and Containers Affected: If Preservation added, Lot#: _____ If Yes, are Encores or Soil Kits present for solids? Yes ___ No ___ NA ___ (If yes, take to VOA Freezer)
7 Do any samples require Volatile Analysis?	/			Do liquid VOA vials contain acid preservation? Yes ___ No ___ NA ___ (If unknown, select No)
				Are liquid VOA vials free of headspace? Yes ___ No ___ NA ___
8 Samples received within holding time?	/			Sample ID's and containers affected:
9 Sample ID's on COC match ID's on bottles?	/			ID's and tests affected: *
10 Date & time on COC match date & time on bottles?	/			Circle Applicable: No dates on containers No times on containers COC missing info Other (describe)
11 Number of containers received match number indicated on COC?	/			Circle Applicable: No container count on COC Other (describe)
12 Are sample containers identifiable as GEL provided by use of GEL labels?	/			
13 COC form is properly signed in relinquished/received sections?	/			Circle Applicable: Not relinquished Other (describe)

Comments (Use Continuation Form if needed):
***COC says AF WAP-28. Container says WAP-8... dates/times correct. (hand written sample ID)**

List of current GEL Certifications as of 21 March 2023

State	Certification
Alabama	42200
Alaska	17-018
Alaska Drinking Water	SC00012
Arkansas	88-0651
CLIA	42D0904046
California	2940
Colorado	SC00012
Connecticut	PH-0169
DoD ELAP/ ISO17025 A2LA	2567.01
Florida NELAP	E87156
Foreign Soils Permit	P330-15-00283, P330-15-00253
Georgia	SC00012
Georgia SDWA	967
Hawaii	SC00012
Idaho	SC00012
Illinois NELAP	200029
Indiana	C-SC-01
Kansas NELAP	E-10332
Kentucky SDWA	90129
Kentucky Wastewater	90129
Louisiana Drinking Water	LA024
Louisiana NELAP	03046 (AI33904)
Maine	2019020
Maryland	270
Massachusetts	M-SC012
Massachusetts PFAS Approv	Letter
Michigan	9976
Mississippi	SC00012
Nebraska	NE-OS-26-13
Nevada	SC000122023-4
New Hampshire NELAP	2054
New Jersey NELAP	SC002
New Mexico	SC00012
New York NELAP	11501
North Carolina	233
North Carolina SDWA	45709
North Dakota	R-158
Oklahoma	2022-160
Pennsylvania NELAP	68-00485
Puerto Rico	SC00012
S. Carolina Radiochem	10120002
Sanitation Districts of L	9255651
South Carolina Chemistry	10120001
Tennessee	TN 02934
Texas NELAP	T104704235-22-20
Utah NELAP	SC000122022-37
Vermont	VT87156
Virginia NELAP	460202
Washington	C780



April 11, 2023

Ms. Jeanette Gilmetti
Santee Cooper
P.O. Box 2946101
OCO3
Moncks Corner, South Carolina 29461

Re: ABS Lab Analytical
Work Order: 613963

Dear Ms. Gilmetti:

GEL Laboratories, LLC (GEL) appreciates the opportunity to provide the enclosed analytical results for the sample(s) we received on March 10, 2023. This original data report has been prepared and reviewed in accordance with GEL's standard operating procedures.

The samples were delivered with proper chain of custody documentation and signatures. All sample containers arrived without any visible signs of tampering or breakage. Sample ID on the container did not match the sample ID on the Chain of Custody. *613963015(AF56429)*.

Test results for NELAP or ISO 17025 accredited tests are verified to meet the requirements of those standards, with any exceptions noted. The results reported relate only to the items tested and to the sample as received by the laboratory. These results may not be reproduced except as full reports without approval by the laboratory. Copies of GEL's accreditations and certifications can be found on our website at www.gel.com.

Our policy is to provide high quality, personalized analytical services to enable you to meet your analytical needs on time every time. We trust that you will find everything in order and to your satisfaction. If you have any questions, please do not hesitate to call me at (843) 556-8171, ext. 4289.

Sincerely,

Heather Millar for
Julie Robinson
Project Manager

Purchase Order: 398684
Enclosures



GEL LABORATORIES LLC

2040 Savage Road Charleston SC 29407 - (843) 556-8171 - www.gel.com

Certificate of Analysis Report for

SOOP001 Santee Cooper

Client SDG: 613963 GEL Work Order: 613963

The Qualifiers in this report are defined as follows:

- * A quality control analyte recovery is outside of specified acceptance criteria
- ** Analyte is a Tracer compound
- ** Analyte is a surrogate compound
- U Analyte was analyzed for, but not detected above the MDL, MDA, MDC or LOD.

Where the analytical method has been performed under NELAP certification, the analysis has met all of the requirements of the NELAC standard unless qualified on the Certificate of Analysis.

The designation ND, if present, appears in the result column when the analyte concentration is not detected above the limit as defined in the 'U' qualifier above.

This data report has been prepared and reviewed in accordance with GEL Laboratories LLC standard operating procedures. Please direct any questions to your Project Manager, Julie Robinson.

Reviewed by



GEL LABORATORIES LLC

2040 Savage Road Charleston SC 29407 - (843) 556-8171 - www.gel.com

Certificate of Analysis

Report Date: April 11, 2023

Company : Santee Cooper
 Address : P.O. Box 2946101
 OCO3
 Moncks Corner, South Carolina 29461
 Contact: Ms. Jeanette Gilmetti
 Project: ABS Lab Analytical

Client Sample ID: AF56409	Project: SOOP00119
Sample ID: 613963001	Client ID: SOOP001
Matrix: Ground Water	
Collect Date: 06-MAR-23 12:14	
Receive Date: 10-MAR-23	
Collector: Client	

Parameter	Qualifier	Result	Uncertainty	MDC	RL	Units	PF	DF	Analyst	Date	Time	Batch	Method
Rad Gas Flow Proportional Counting													
GFPC, Ra228, Liquid "As Received"													
Radium-228		2.18	+/-1.16	1.68	3.00	pCi/L		JE1	04/04/23	1245	2402066		1
Radium-226+Radium-228 Calculation "See Parent Products"													
Radium-226+228 Sum		3.15	+/-1.26			pCi/L		NXL1	04/11/23	1121	2402065		2
Rad Radium-226													
Lucas Cell, Ra226, Liquid "As Received"													
Radium-226		0.971	+/-0.495	0.366	1.00	pCi/L		LXP1	04/11/23	0819	2402018		3

The following Analytical Methods were performed:

Method	Description	Analyst Comments
1	EPA 904.0/SW846 9320 Modified	
2	Calculation	
3	EPA 903.1 Modified	

Surrogate/Tracer Recovery	Test	Result	Nominal	Recovery%	Acceptable Limits
Barium-133 Tracer	GFPC, Ra228, Liquid "As Received"			72.3	(15%-125%)

Notes:

Counting Uncertainty is calculated at the 95% confidence level (1.96-sigma).

Column headers are defined as follows:

DF: Dilution Factor	Lc/LC: Critical Level
DL: Detection Limit	PF: Prep Factor
MDA: Minimum Detectable Activity	RL: Reporting Limit
MDC: Minimum Detectable Concentration	SQL: Sample Quantitation Limit

GEL LABORATORIES LLC

2040 Savage Road Charleston SC 29407 - (843) 556-8171 - www.gel.com

Certificate of Analysis

Report Date: April 11, 2023

Company : Santee Cooper
 Address : P.O. Box 2946101
 OCO3
 Moncks Corner, South Carolina 29461
 Contact: Ms. Jeanette Gilmetti
 Project: ABS Lab Analytical

Client Sample ID: AF56410	Project: SOOP00119
Sample ID: 613963002	Client ID: SOOP001
Matrix: Ground Water	
Collect Date: 06-MAR-23 12:19	
Receive Date: 10-MAR-23	
Collector: Client	

Parameter	Qualifier	Result	Uncertainty	MDC	RL	Units	PF	DF	Analyst	Date	Time	Batch	Method
Rad Gas Flow Proportional Counting													
GFPC, Ra228, Liquid "As Received"													
Radium-228		1.73	+/-0.952	1.36	3.00	pCi/L		JE1	04/04/23	1245	2402066		1
Radium-226+Radium-228 Calculation "See Parent Products"													
Radium-226+228 Sum		2.14	+/-1.01			pCi/L		NXL1	04/11/23	1121	2402065		2
Rad Radium-226													
Lucas Cell, Ra226, Liquid "As Received"													
Radium-226	U	0.405	+/-0.330	0.406	1.00	pCi/L		LXP1	04/11/23	0819	2402018		3

The following Analytical Methods were performed:

Method	Description	Analyst Comments
1	EPA 904.0/SW846 9320 Modified	
2	Calculation	
3	EPA 903.1 Modified	

Surrogate/Tracer	Recovery	Test	Result	Nominal	Recovery%	Acceptable Limits
Barium-133 Tracer		GFPC, Ra228, Liquid "As Received"			82.7	(15%-125%)

Notes:

Counting Uncertainty is calculated at the 95% confidence level (1.96-sigma).

Column headers are defined as follows:

DF: Dilution Factor	Lc/LC: Critical Level
DL: Detection Limit	PF: Prep Factor
MDA: Minimum Detectable Activity	RL: Reporting Limit
MDC: Minimum Detectable Concentration	SQL: Sample Quantitation Limit

GEL LABORATORIES LLC

2040 Savage Road Charleston SC 29407 - (843) 556-8171 - www.gel.com

Certificate of Analysis

Report Date: April 11, 2023

Company : Santee Cooper
 Address : P.O. Box 2946101
 OCO3
 Moncks Corner, South Carolina 29461
 Contact: Ms. Jeanette Gilmetti
 Project: ABS Lab Analytical

Client Sample ID: AF56411	Project: SOOP00119
Sample ID: 613963003	Client ID: SOOP001
Matrix: Ground Water	
Collect Date: 06-MAR-23 11:08	
Receive Date: 10-MAR-23	
Collector: Client	

Parameter	Qualifier	Result	Uncertainty	MDC	RL	Units	PF	DF	Analyst	Date	Time	Batch	Method
Rad Gas Flow Proportional Counting													
GFPC, Ra228, Liquid "As Received"													
Radium-228	U	0.627	+/-1.16	2.05	3.00	pCi/L		JE1	04/04/23	1245	2402066		1
Radium-226+Radium-228 Calculation "See Parent Products"													
Radium-226+228 Sum		1.30	+/-1.23			pCi/L		NXL1	04/11/23	1121	2402065		2
Rad Radium-226													
Lucas Cell, Ra226, Liquid "As Received"													
Radium-226		0.673	+/-0.404	0.395	1.00	pCi/L		LXP1	04/11/23	0819	2402018		3

The following Analytical Methods were performed:

Method	Description	Analyst Comments
1	EPA 904.0/SW846 9320 Modified	
2	Calculation	
3	EPA 903.1 Modified	

Surrogate/Tracer Recovery	Test	Result	Nominal	Recovery%	Acceptable Limits
Barium-133 Tracer	GFPC, Ra228, Liquid "As Received"			64	(15%-125%)

Notes:

Counting Uncertainty is calculated at the 95% confidence level (1.96-sigma).

Column headers are defined as follows:

DF: Dilution Factor	Lc/LC: Critical Level
DL: Detection Limit	PF: Prep Factor
MDA: Minimum Detectable Activity	RL: Reporting Limit
MDC: Minimum Detectable Concentration	SQL: Sample Quantitation Limit

GEL LABORATORIES LLC

2040 Savage Road Charleston SC 29407 - (843) 556-8171 - www.gel.com

Certificate of Analysis

Report Date: April 11, 2023

Company : Santee Cooper
 Address : P.O. Box 2946101
 OCO3
 Moncks Corner, South Carolina 29461
 Contact: Ms. Jeanette Gilmetti
 Project: ABS Lab Analytical

Client Sample ID: AF56412	Project: SOOP00119
Sample ID: 613963004	Client ID: SOOP001
Matrix: Ground Water	
Collect Date: 06-MAR-23 15:15	
Receive Date: 10-MAR-23	
Collector: Client	

Parameter	Qualifier	Result	Uncertainty	MDC	RL	Units	PF	DF	Analyst	Date	Time Batch	Method
Rad Gas Flow Proportional Counting												
GFPC, Ra228, Liquid "As Received"												
Radium-228	U	1.54	+/-1.09	1.65	3.00	pCi/L		JE1	04/04/23	1246	2402066	1
Radium-226+Radium-228 Calculation "See Parent Products"												
Radium-226+228 Sum		5.48	+/-1.52			pCi/L		NXL1	04/11/23	1121	2402065	2
Rad Radium-226												
Lucas Cell, Ra226, Liquid "As Received"												
Radium-226		3.95	+/-1.06	0.613	1.00	pCi/L		LXP1	04/11/23	0819	2402018	3

The following Analytical Methods were performed:

Method	Description	Analyst Comments
1	EPA 904.0/SW846 9320 Modified	
2	Calculation	
3	EPA 903.1 Modified	

Surrogate/Tracer Recovery	Test	Result	Nominal	Recovery%	Acceptable Limits
Barium-133 Tracer	GFPC, Ra228, Liquid "As Received"			61.5	(15%-125%)

Notes:

Counting Uncertainty is calculated at the 95% confidence level (1.96-sigma).

Column headers are defined as follows:

- | | |
|---------------------------------------|--------------------------------|
| DF: Dilution Factor | Lc/LC: Critical Level |
| DL: Detection Limit | PF: Prep Factor |
| MDA: Minimum Detectable Activity | RL: Reporting Limit |
| MDC: Minimum Detectable Concentration | SQL: Sample Quantitation Limit |

GEL LABORATORIES LLC

2040 Savage Road Charleston SC 29407 - (843) 556-8171 - www.gel.com

Certificate of Analysis

Report Date: April 11, 2023

Company : Santee Cooper
 Address : P.O. Box 2946101
 OCO3
 Moncks Corner, South Carolina 29461
 Contact: Ms. Jeanette Gilmetti
 Project: ABS Lab Analytical

Client Sample ID: AF56413	Project: SOOP00119
Sample ID: 613963005	Client ID: SOOP001
Matrix: Ground Water	
Collect Date: 06-MAR-23 13:41	
Receive Date: 10-MAR-23	
Collector: Client	

Parameter	Qualifier	Result	Uncertainty	MDC	RL	Units	PF	DF	Analyst	Date	Time Batch	Method
Rad Gas Flow Proportional Counting												
GFPC, Ra228, Liquid "As Received"												
Radium-228	U	1.35	+/-1.31	2.15	3.00	pCi/L		JE1	04/04/23	1246	2402066	1
Radium-226+Radium-228 Calculation "See Parent Products"												
Radium-226+228 Sum		3.49	+/-1.49			pCi/L		NXL1	04/11/23	1121	2402065	2
Rad Radium-226												
Lucas Cell, Ra226, Liquid "As Received"												
Radium-226		2.14	+/-0.717	0.503	1.00	pCi/L		LXP1	04/11/23	0819	2402018	3

The following Analytical Methods were performed:

Method	Description	Analyst Comments
1	EPA 904.0/SW846 9320 Modified	
2	Calculation	
3	EPA 903.1 Modified	

Surrogate/Tracer Recovery	Test	Result	Nominal	Recovery%	Acceptable Limits
Barium-133 Tracer	GFPC, Ra228, Liquid "As Received"			65.8	(15%-125%)

Notes:

Counting Uncertainty is calculated at the 95% confidence level (1.96-sigma).

Column headers are defined as follows:

DF: Dilution Factor	Lc/LC: Critical Level
DL: Detection Limit	PF: Prep Factor
MDA: Minimum Detectable Activity	RL: Reporting Limit
MDC: Minimum Detectable Concentration	SQL: Sample Quantitation Limit

GEL LABORATORIES LLC

2040 Savage Road Charleston SC 29407 - (843) 556-8171 - www.gel.com

Certificate of Analysis

Report Date: April 11, 2023

Company : Santee Cooper
Address : P.O. Box 2946101
OCO3
Moncks Corner, South Carolina 29461
Contact: Ms. Jeanette Gilmetti
Project: ABS Lab Analytical

Client Sample ID: AF56430 Project: SOOP00119
Sample ID: 613963006 Client ID: SOOP001
Matrix: Ground Water
Collect Date: 06-MAR-23 10:10
Receive Date: 10-MAR-23
Collector: Client

Parameter	Qualifier	Result	Uncertainty	MDC	RL	Units	PF	DF	Analyst	Date	Time Batch	Method
Rad Gas Flow Proportional Counting												
GFPC, Ra228, Liquid "As Received"												
Radium-228		2.88	+/-1.61	2.36	3.00	pCi/L		JE1	04/04/23	1246	2402066	1
Radium-226+Radium-228 Calculation "See Parent Products"												
Radium-226+228 Sum		3.38	+/-1.64			pCi/L		NXL1	04/11/23	1121	2402065	2
Rad Radium-226												
Lucas Cell, Ra226, Liquid "As Received"												
Radium-226		0.499	+/-0.350	0.343	1.00	pCi/L		LXP1	04/11/23	0819	2402018	3

The following Analytical Methods were performed:

Method	Description	Analyst Comments
1	EPA 904.0/SW846 9320 Modified	
2	Calculation	
3	EPA 903.1 Modified	

Surrogate/Tracer Recovery	Test	Result	Nominal	Recovery%	Acceptable Limits
Barium-133 Tracer	GFPC, Ra228, Liquid "As Received"			55.3	(15%-125%)

Notes:

Counting Uncertainty is calculated at the 95% confidence level (1.96-sigma).

Column headers are defined as follows:

DF: Dilution Factor Lc/LC: Critical Level
DL: Detection Limit PF: Prep Factor
MDA: Minimum Detectable Activity RL: Reporting Limit
MDC: Minimum Detectable Concentration SQL: Sample Quantitation Limit

GEL LABORATORIES LLC

2040 Savage Road Charleston SC 29407 - (843) 556-8171 - www.gel.com

Certificate of Analysis

Report Date: April 11, 2023

Company : Santee Cooper
Address : P.O. Box 2946101
OCO3
Moncks Corner, South Carolina 29461
Contact: Ms. Jeanette Gilmetti
Project: ABS Lab Analytical

Client Sample ID: AF56419 Project: SOOP00119
Sample ID: 613963007 Client ID: SOOP001
Matrix: Ground Water
Collect Date: 07-MAR-23 14:51
Receive Date: 10-MAR-23
Collector: Client

Parameter	Qualifier	Result	Uncertainty	MDC	RL	Units	PF	DF	Analyst	Date	Time Batch	Method
Rad Gas Flow Proportional Counting												
GFPC, Ra228, Liquid "As Received"												
Radium-228		1.89	+/-1.13	1.72	3.00	pCi/L		JE1	04/04/23	1246	2402066	1
Radium-226+Radium-228 Calculation "See Parent Products"												
Radium-226+228 Sum		2.70	+/-1.24			pCi/L		NXL1	04/11/23	1121	2402065	2
Rad Radium-226												
Lucas Cell, Ra226, Liquid "As Received"												
Radium-226		0.809	+/-0.511	0.606	1.00	pCi/L		LXP1	04/11/23	0819	2402018	3

The following Analytical Methods were performed:

Method	Description	Analyst Comments
1	EPA 904.0/SW846 9320 Modified	
2	Calculation	
3	EPA 903.1 Modified	

Surrogate/Tracer Recovery	Test	Result	Nominal	Recovery%	Acceptable Limits
Barium-133 Tracer	GFPC, Ra228, Liquid "As Received"			84.3	(15%-125%)

Notes:

Counting Uncertainty is calculated at the 95% confidence level (1.96-sigma).

Column headers are defined as follows:

DF: Dilution Factor Lc/LC: Critical Level
DL: Detection Limit PF: Prep Factor
MDA: Minimum Detectable Activity RL: Reporting Limit
MDC: Minimum Detectable Concentration SQL: Sample Quantitation Limit

GEL LABORATORIES LLC

2040 Savage Road Charleston SC 29407 - (843) 556-8171 - www.gel.com

Certificate of Analysis

Report Date: April 11, 2023

Company : Santee Cooper
 Address : P.O. Box 2946101
 OCO3
 Moncks Corner, South Carolina 29461
 Contact: Ms. Jeanette Gilmetti
 Project: ABS Lab Analytical

Client Sample ID: AF56425	Project: SOOP00119
Sample ID: 613963008	Client ID: SOOP001
Matrix: Ground Water	
Collect Date: 07-MAR-23 12:49	
Receive Date: 10-MAR-23	
Collector: Client	

Parameter	Qualifier	Result	Uncertainty	MDC	RL	Units	PF	DF	Analyst	Date	Time Batch	Method
Rad Gas Flow Proportional Counting												
GFPC, Ra228, Liquid "As Received"												
Radium-228	U	-0.250	+/-0.593	1.24	3.00	pCi/L		JE1	04/04/23	1246	2402066	1
Radium-226+Radium-228 Calculation "See Parent Products"												
Radium-226+228 Sum		0.520	+/-0.729			pCi/L		NXL1	04/11/23	1121	2402065	2
Rad Radium-226												
Lucas Cell, Ra226, Liquid "As Received"												
Radium-226	U	0.520	+/-0.424	0.550	1.00	pCi/L		LXP1	04/11/23	0819	2402018	3

The following Analytical Methods were performed:

Method	Description	Analyst Comments
1	EPA 904.0/SW846 9320 Modified	
2	Calculation	
3	EPA 903.1 Modified	

Surrogate/Tracer Recovery	Test	Result	Nominal	Recovery%	Acceptable Limits
Barium-133 Tracer	GFPC, Ra228, Liquid "As Received"			88.3	(15%-125%)

Notes:

Counting Uncertainty is calculated at the 95% confidence level (1.96-sigma).

Column headers are defined as follows:

DF: Dilution Factor	Lc/LC: Critical Level
DL: Detection Limit	PF: Prep Factor
MDA: Minimum Detectable Activity	RL: Reporting Limit
MDC: Minimum Detectable Concentration	SQL: Sample Quantitation Limit

GEL LABORATORIES LLC

2040 Savage Road Charleston SC 29407 - (843) 556-8171 - www.gel.com

Certificate of Analysis

Report Date: April 11, 2023

Company : Santee Cooper
 Address : P.O. Box 2946101
 OCO3
 Moncks Corner, South Carolina 29461
 Contact: Ms. Jeanette Gilmetti
 Project: ABS Lab Analytical

Client Sample ID: AF56426	Project: SOOP00119
Sample ID: 613963009	Client ID: SOOP001
Matrix: Ground Water	
Collect Date: 07-MAR-23 10:22	
Receive Date: 10-MAR-23	
Collector: Client	

Parameter	Qualifier	Result	Uncertainty	MDC	RL	Units	PF	DF	Analyst	Date	Time Batch	Method
Rad Gas Flow Proportional Counting												
GFPC, Ra228, Liquid "As Received"												
Radium-228	U	-1.31	+/-1.21	2.50	3.00	pCi/L		JE1	04/04/23	1246	2402066	1
Radium-226+Radium-228 Calculation "See Parent Products"												
Radium-226+228 Sum		0.567	+/-1.28			pCi/L		NXL1	04/11/23	1121	2402065	2
Rad Radium-226												
Lucas Cell, Ra226, Liquid "As Received"												
Radium-226		0.567	+/-0.398	0.390	1.00	pCi/L		LXP1	04/11/23	0854	2402018	3

The following Analytical Methods were performed:

Method	Description	Analyst Comments
1	EPA 904.0/SW846 9320 Modified	
2	Calculation	
3	EPA 903.1 Modified	

Surrogate/Tracer Recovery	Test	Result	Nominal	Recovery%	Acceptable Limits
Barium-133 Tracer	GFPC, Ra228, Liquid "As Received"			68.3	(15%-125%)

Notes:

Counting Uncertainty is calculated at the 95% confidence level (1.96-sigma).

Column headers are defined as follows:

DF: Dilution Factor	Lc/LC: Critical Level
DL: Detection Limit	PF: Prep Factor
MDA: Minimum Detectable Activity	RL: Reporting Limit
MDC: Minimum Detectable Concentration	SQL: Sample Quantitation Limit

GEL LABORATORIES LLC

2040 Savage Road Charleston SC 29407 - (843) 556-8171 - www.gel.com

Certificate of Analysis

Report Date: April 11, 2023

Company : Santee Cooper
 Address : P.O. Box 2946101
 OCO3
 Moncks Corner, South Carolina 29461
 Contact: Ms. Jeanette Gilmetti
 Project: ABS Lab Analytical

Client Sample ID: AF56427	Project: SOOP00119
Sample ID: 613963010	Client ID: SOOP001
Matrix: Ground Water	
Collect Date: 07-MAR-23 10:27	
Receive Date: 10-MAR-23	
Collector: Client	

Parameter	Qualifier	Result	Uncertainty	MDC	RL	Units	PF	DF	Analyst	Date	Time Batch	Method
Rad Gas Flow Proportional Counting												
GFPC, Ra228, Liquid "As Received"												
Radium-228	U	0.0970	+/-0.674	1.31	3.00	pCi/L		JE1	04/04/23	1246	2402066	1
Radium-226+Radium-228 Calculation "See Parent Products"												
Radium-226+228 Sum		1.05	+/-0.832			pCi/L		NXL1	04/11/23	1121	2402065	2
Rad Radium-226												
Lucas Cell, Ra226, Liquid "As Received"												
Radium-226		0.958	+/-0.488	0.361	1.00	pCi/L		LXP1	04/11/23	0854	2402018	3

The following Analytical Methods were performed:

Method	Description	Analyst Comments
1	EPA 904.0/SW846 9320 Modified	
2	Calculation	
3	EPA 903.1 Modified	

Surrogate/Tracer Recovery	Test	Result	Nominal	Recovery%	Acceptable Limits
Barium-133 Tracer	GFPC, Ra228, Liquid "As Received"			73.7	(15%-125%)

Notes:

Counting Uncertainty is calculated at the 95% confidence level (1.96-sigma).

Column headers are defined as follows:

- | | |
|---------------------------------------|--------------------------------|
| DF: Dilution Factor | Lc/LC: Critical Level |
| DL: Detection Limit | PF: Prep Factor |
| MDA: Minimum Detectable Activity | RL: Reporting Limit |
| MDC: Minimum Detectable Concentration | SQL: Sample Quantitation Limit |

GEL LABORATORIES LLC

2040 Savage Road Charleston SC 29407 - (843) 556-8171 - www.gel.com

Certificate of Analysis

Report Date: April 11, 2023

Company : Santee Cooper
 Address : P.O. Box 2946101
 OCO3
 Moncks Corner, South Carolina 29461
 Contact: Ms. Jeanette Gilmetti
 Project: ABS Lab Analytical

Client Sample ID: AF56408	Project: SOOP00119
Sample ID: 613963011	Client ID: SOOP001
Matrix: Ground Water	
Collect Date: 08-MAR-23 13:38	
Receive Date: 10-MAR-23	
Collector: Client	

Parameter	Qualifier	Result	Uncertainty	MDC	RL	Units	PF	DF	Analyst	Date	Time Batch	Method
Rad Gas Flow Proportional Counting												
GFPC, Ra228, Liquid "As Received"												
Radium-228	U	0.311	+/-0.884	1.62	3.00	pCi/L		JE1	04/04/23	1246	2402066	1
Radium-226+Radium-228 Calculation "See Parent Products"												
Radium-226+228 Sum		1.84	+/-1.08			pCi/L		NXL1	04/11/23	1121	2402065	2
Rad Radium-226												
Lucas Cell, Ra226, Liquid "As Received"												
Radium-226		1.53	+/-0.619	0.431	1.00	pCi/L		LXP1	04/11/23	0854	2402018	3

The following Analytical Methods were performed:

Method	Description	Analyst Comments
1	EPA 904.0/SW846 9320 Modified	
2	Calculation	
3	EPA 903.1 Modified	

Surrogate/Tracer Recovery	Test	Result	Nominal	Recovery%	Acceptable Limits
Barium-133 Tracer	GFPC, Ra228, Liquid "As Received"			70.7	(15%-125%)

Notes:

Counting Uncertainty is calculated at the 95% confidence level (1.96-sigma).

Column headers are defined as follows:

DF: Dilution Factor	Lc/LC: Critical Level
DL: Detection Limit	PF: Prep Factor
MDA: Minimum Detectable Activity	RL: Reporting Limit
MDC: Minimum Detectable Concentration	SQL: Sample Quantitation Limit

GEL LABORATORIES LLC

2040 Savage Road Charleston SC 29407 - (843) 556-8171 - www.gel.com

Certificate of Analysis

Report Date: April 11, 2023

Company : Santee Cooper
 Address : P.O. Box 2946101
 OCO3
 Moncks Corner, South Carolina 29461
 Contact: Ms. Jeanette Gilmetti
 Project: ABS Lab Analytical

Client Sample ID: AF56415	Project: SOOP00119
Sample ID: 613963012	Client ID: SOOP001
Matrix: Ground Water	
Collect Date: 08-MAR-23 15:13	
Receive Date: 10-MAR-23	
Collector: Client	

Parameter	Qualifier	Result	Uncertainty	MDC	RL	Units	PF	DF	Analyst	Date	Time Batch	Method
Rad Gas Flow Proportional Counting												
GFPC, Ra228, Liquid "As Received"												
Radium-228	U	1.63	+/-1.08	1.65	3.00	pCi/L		JE1	04/04/23	1246	2402066	1
Radium-226+Radium-228 Calculation "See Parent Products"												
Radium-226+228 Sum		3.33	+/-1.29			pCi/L		NXL1	04/11/23	1121	2402065	2
Rad Radium-226												
Lucas Cell, Ra226, Liquid "As Received"												
Radium-226		1.69	+/-0.717	0.572	1.00	pCi/L		LXP1	04/11/23	0854	2402018	3

The following Analytical Methods were performed:

Method	Description	Analyst Comments
1	EPA 904.0/SW846 9320 Modified	
2	Calculation	
3	EPA 903.1 Modified	

Surrogate/Tracer Recovery	Test	Result	Nominal	Recovery%	Acceptable Limits
Barium-133 Tracer	GFPC, Ra228, Liquid "As Received"			84.8	(15%-125%)

Notes:

Counting Uncertainty is calculated at the 95% confidence level (1.96-sigma).

Column headers are defined as follows:

DF: Dilution Factor	Lc/LC: Critical Level
DL: Detection Limit	PF: Prep Factor
MDA: Minimum Detectable Activity	RL: Reporting Limit
MDC: Minimum Detectable Concentration	SQL: Sample Quantitation Limit

GEL LABORATORIES LLC

2040 Savage Road Charleston SC 29407 - (843) 556-8171 - www.gel.com

Certificate of Analysis

Report Date: April 11, 2023

Company : Santee Cooper
 Address : P.O. Box 2946101
 OCO3
 Moncks Corner, South Carolina 29461
 Contact: Ms. Jeanette Gilmetti
 Project: ABS Lab Analytical

Client Sample ID: AF56416	Project: SOOP00119
Sample ID: 613963013	Client ID: SOOP001
Matrix: Ground Water	
Collect Date: 08-MAR-23 10:09	
Receive Date: 10-MAR-23	
Collector: Client	

Parameter	Qualifier	Result	Uncertainty	MDC	RL	Units	PF	DF	Analyst	Date	Time Batch	Method
Rad Gas Flow Proportional Counting												
GFPC, Ra228, Liquid "As Received"												
Radium-228	U	0.331	+/-0.898	1.61	3.00	pCi/L		JE1	04/04/23	1246	2402066	1
Radium-226+Radium-228 Calculation "See Parent Products"												
Radium-226+228 Sum		0.476	+/-0.942			pCi/L		NXL1	04/11/23	1121	2402065	2
Rad Radium-226												
Lucas Cell, Ra226, Liquid "As Received"												
Radium-226	U	0.145	+/-0.285	0.545	1.00	pCi/L		LXP1	04/11/23	0854	2402018	3

The following Analytical Methods were performed:

Method	Description	Analyst Comments
1	EPA 904.0/SW846 9320 Modified	
2	Calculation	
3	EPA 903.1 Modified	

Surrogate/Tracer Recovery	Test	Result	Nominal	Recovery%	Acceptable Limits
Barium-133 Tracer	GFPC, Ra228, Liquid "As Received"			88.6	(15%-125%)

Notes:

Counting Uncertainty is calculated at the 95% confidence level (1.96-sigma).

Column headers are defined as follows:

DF: Dilution Factor	Lc/LC: Critical Level
DL: Detection Limit	PF: Prep Factor
MDA: Minimum Detectable Activity	RL: Reporting Limit
MDC: Minimum Detectable Concentration	SQL: Sample Quantitation Limit

GEL LABORATORIES LLC

2040 Savage Road Charleston SC 29407 - (843) 556-8171 - www.gel.com

Certificate of Analysis

Report Date: April 11, 2023

Company : Santee Cooper
 Address : P.O. Box 2946101
 OCO3
 Moncks Corner, South Carolina 29461
 Contact: Ms. Jeanette Gilmetti
 Project: ABS Lab Analytical

Client Sample ID: AF56417	Project: SOOP00119
Sample ID: 613963014	Client ID: SOOP001
Matrix: Ground Water	
Collect Date: 08-MAR-23 10:14	
Receive Date: 10-MAR-23	
Collector: Client	

Parameter	Qualifier	Result	Uncertainty	MDC	RL	Units	PF	DF	Analyst	Date	Time Batch	Method
Rad Gas Flow Proportional Counting												
GFPC, Ra228, Liquid "As Received"												
Radium-228		2.50	+/-1.09	1.51	3.00	pCi/L		JE1	04/04/23	1246	2402066	1
Radium-226+Radium-228 Calculation "See Parent Products"												
Radium-226+228 Sum		3.19	+/-1.18			pCi/L		NXL1	04/11/23	1121	2402065	2
Rad Radium-226												
Lucas Cell, Ra226, Liquid "As Received"												
Radium-226		0.690	+/-0.459	0.562	1.00	pCi/L		LXP1	04/11/23	0854	2402018	3

The following Analytical Methods were performed:

Method	Description	Analyst Comments
1	EPA 904.0/SW846 9320 Modified	
2	Calculation	
3	EPA 903.1 Modified	

Surrogate/Tracer Recovery	Test	Result	Nominal	Recovery%	Acceptable Limits
Barium-133 Tracer	GFPC, Ra228, Liquid "As Received"			89.6	(15%-125%)

Notes:

Counting Uncertainty is calculated at the 95% confidence level (1.96-sigma).

Column headers are defined as follows:

DF: Dilution Factor	Lc/LC: Critical Level
DL: Detection Limit	PF: Prep Factor
MDA: Minimum Detectable Activity	RL: Reporting Limit
MDC: Minimum Detectable Concentration	SQL: Sample Quantitation Limit

GEL LABORATORIES LLC

2040 Savage Road Charleston SC 29407 - (843) 556-8171 - www.gel.com

Certificate of Analysis

Report Date: April 11, 2023

Company : Santee Cooper
Address : P.O. Box 2946101
OCO3
Moncks Corner, South Carolina 29461
Contact: Ms. Jeanette Gilmetti
Project: ABS Lab Analytical

Client Sample ID: AF56429 Project: SOOP00119
Sample ID: 613963015 Client ID: SOOP001
Matrix: Ground Water
Collect Date: 08-MAR-23 12:12
Receive Date: 10-MAR-23
Collector: Client

Parameter	Qualifier	Result	Uncertainty	MDC	RL	Units	PF	DF	Analyst	Date	Time Batch	Method
Rad Gas Flow Proportional Counting												
GFPC, Ra228, Liquid "As Received"												
Radium-228		3.39	+/-1.22	1.54	3.00	pCi/L		JE1	04/04/23	1246	2402066	1
Radium-226+Radium-228 Calculation "See Parent Products"												
Radium-226+228 Sum		3.97	+/-1.29			pCi/L		NXL1	04/11/23	1121	2402065	2
Rad Radium-226												
Lucas Cell, Ra226, Liquid "As Received"												
Radium-226		0.578	+/-0.409	0.483	1.00	pCi/L		LXP1	04/11/23	0854	2402018	3

The following Analytical Methods were performed:

Method	Description	Analyst Comments
1	EPA 904.0/SW846 9320 Modified	
2	Calculation	
3	EPA 903.1 Modified	

Surrogate/Tracer Recovery	Test	Result	Nominal	Recovery%	Acceptable Limits
Barium-133 Tracer	GFPC, Ra228, Liquid "As Received"			78.1	(15%-125%)

Notes:

Counting Uncertainty is calculated at the 95% confidence level (1.96-sigma).

Column headers are defined as follows:

DF: Dilution Factor Lc/LC: Critical Level
DL: Detection Limit PF: Prep Factor
MDA: Minimum Detectable Activity RL: Reporting Limit
MDC: Minimum Detectable Concentration SQL: Sample Quantitation Limit

GEL LABORATORIES LLC

2040 Savage Road Charleston SC 29407 - (843) 556-8171 - www.gel.com

Certificate of Analysis

Report Date: April 11, 2023

Company : Santee Cooper
 Address : P.O. Box 2946101
 OCO3
 Moncks Corner, South Carolina 29461
 Contact: Ms. Jeanette Gilmetti
 Project: ABS Lab Analytical

Client Sample ID: AF56406	Project: SOOP00119
Sample ID: 613963016	Client ID: SOOP001
Matrix: Ground Water	
Collect Date: 09-MAR-23 10:29	
Receive Date: 10-MAR-23	
Collector: Client	

Parameter	Qualifier	Result	Uncertainty	MDC	RL	Units	PF	DF	Analyst	Date	Time	Batch	Method
Rad Gas Flow Proportional Counting													
GFPC, Ra228, Liquid "As Received"													
Radium-228	U	0.757	+/-0.814	1.35	3.00	pCi/L		JE1	04/04/23	1246	2402066		1
Radium-226+Radium-228 Calculation "See Parent Products"													
Radium-226+228 Sum		1.81	+/-0.979			pCi/L		NXL1	04/11/23	1121	2402065		2
Rad Radium-226													
Lucas Cell, Ra226, Liquid "As Received"													
Radium-226		1.06	+/-0.544	0.508	1.00	pCi/L		LXP1	04/11/23	0854	2402018		3

The following Analytical Methods were performed:

Method	Description	Analyst Comments
1	EPA 904.0/SW846 9320 Modified	
2	Calculation	
3	EPA 903.1 Modified	

Surrogate/Tracer	Recovery	Test	Result	Nominal	Recovery%	Acceptable Limits
Barium-133 Tracer		GFPC, Ra228, Liquid "As Received"			84.9	(15%-125%)

Notes:

Counting Uncertainty is calculated at the 95% confidence level (1.96-sigma).

Column headers are defined as follows:

DF: Dilution Factor	Lc/LC: Critical Level
DL: Detection Limit	PF: Prep Factor
MDA: Minimum Detectable Activity	RL: Reporting Limit
MDC: Minimum Detectable Concentration	SQL: Sample Quantitation Limit

GEL LABORATORIES LLC

2040 Savage Road Charleston SC 29407 - (843) 556-8171 - www.gel.com

Certificate of Analysis

Report Date: April 11, 2023

Company : Santee Cooper
 Address : P.O. Box 2946101
 OCO3
 Moncks Corner, South Carolina 29461
 Contact: Ms. Jeanette Gilmetti
 Project: ABS Lab Analytical

Client Sample ID: AF56407	Project: SOOP00119
Sample ID: 613963017	Client ID: SOOP001
Matrix: Ground Water	
Collect Date: 09-MAR-23 10:34	
Receive Date: 10-MAR-23	
Collector: Client	

Parameter	Qualifier	Result	Uncertainty	MDC	RL	Units	PF	DF	Analyst	Date	Time Batch	Method
Rad Gas Flow Proportional Counting												
GFPC, Ra228, Liquid "As Received"												
Radium-228	U	0.0962	+/-1.20	2.19	3.00	pCi/L		JE1	04/04/23	1246	2402066	1
Radium-226+Radium-228 Calculation "See Parent Products"												
Radium-226+228 Sum		1.39	+/-1.35			pCi/L		NXL1	04/11/23	1121	2402065	2
Rad Radium-226												
Lucas Cell, Ra226, Liquid "As Received"												
Radium-226		1.29	+/-0.623	0.554	1.00	pCi/L		LXP1	04/11/23	0930	2402018	3

The following Analytical Methods were performed:

Method	Description	Analyst Comments
1	EPA 904.0/SW846 9320 Modified	
2	Calculation	
3	EPA 903.1 Modified	

Surrogate/Tracer Recovery	Test	Result	Nominal	Recovery%	Acceptable Limits
Barium-133 Tracer	GFPC, Ra228, Liquid "As Received"			79.8	(15%-125%)

Notes:

Counting Uncertainty is calculated at the 95% confidence level (1.96-sigma).

Column headers are defined as follows:

DF: Dilution Factor	Lc/LC: Critical Level
DL: Detection Limit	PF: Prep Factor
MDA: Minimum Detectable Activity	RL: Reporting Limit
MDC: Minimum Detectable Concentration	SQL: Sample Quantitation Limit

GEL LABORATORIES LLC

2040 Savage Road Charleston SC 29407 - (843) 556-8171 - www.gel.com

Certificate of Analysis

Report Date: April 11, 2023

Company : Santee Cooper
 Address : P.O. Box 2946101
 OCO3
 Moncks Corner, South Carolina 29461
 Contact: Ms. Jeanette Gilmetti
 Project: ABS Lab Analytical

Client Sample ID: AF56418	Project: SOOP00119
Sample ID: 613963018	Client ID: SOOP001
Matrix: Ground Water	
Collect Date: 09-MAR-23 12:07	
Receive Date: 10-MAR-23	
Collector: Client	

Parameter	Qualifier	Result	Uncertainty	MDC	RL	Units	PF	DF	Analyst	Date	Time Batch	Method
Rad Gas Flow Proportional Counting												
GFPC, Ra228, Liquid "As Received"												
Radium-228	U	0.0769	+/-0.950	1.77	3.00	pCi/L		JE1	04/04/23	1246	2402066	1
Radium-226+Radium-228 Calculation "See Parent Products"												
Radium-226+228 Sum		1.17	+/-1.09			pCi/L		NXL1	04/11/23	1121	2402065	2
Rad Radium-226												
Lucas Cell, Ra226, Liquid "As Received"												
Radium-226		1.09	+/-0.528	0.499	1.00	pCi/L		LXP1	04/11/23	0930	2402018	3

The following Analytical Methods were performed:

Method	Description	Analyst Comments
1	EPA 904.0/SW846 9320 Modified	
2	Calculation	
3	EPA 903.1 Modified	

Surrogate/Tracer Recovery	Test	Result	Nominal	Recovery%	Acceptable Limits
Barium-133 Tracer	GFPC, Ra228, Liquid "As Received"			81.2	(15%-125%)

Notes:

Counting Uncertainty is calculated at the 95% confidence level (1.96-sigma).

Column headers are defined as follows:

DF: Dilution Factor	Lc/LC: Critical Level
DL: Detection Limit	PF: Prep Factor
MDA: Minimum Detectable Activity	RL: Reporting Limit
MDC: Minimum Detectable Concentration	SQL: Sample Quantitation Limit

GEL LABORATORIES LLC

2040 Savage Road Charleston SC 29407 - (843) 556-8171 - www.gel.com

Certificate of Analysis

Report Date: April 11, 2023

Company : Santee Cooper
 Address : P.O. Box 2946101
 OCO3
 Moncks Corner, South Carolina 29461
 Contact: Ms. Jeanette Gilmetti
 Project: ABS Lab Analytical

Client Sample ID: AF56422	Project: SOOP00119
Sample ID: 613963019	Client ID: SOOP001
Matrix: Ground Water	
Collect Date: 09-MAR-23 13:19	
Receive Date: 10-MAR-23	
Collector: Client	

Parameter	Qualifier	Result	Uncertainty	MDC	RL	Units	PF	DF	Analyst	Date	Time	Batch	Method
Rad Gas Flow Proportional Counting													
GFPC, Ra228, Liquid "As Received"													
Radium-228	U	0.992	+/-0.901	1.45	3.00	pCi/L		JE1	04/04/23	1247	2402066		1
Radium-226+Radium-228 Calculation "See Parent Products"													
Radium-226+228 Sum		2.31	+/-1.07			pCi/L		NXL1	04/11/23	1121	2402065		2
Rad Radium-226													
Lucas Cell, Ra226, Liquid "As Received"													
Radium-226		1.32	+/-0.571	0.464	1.00	pCi/L		LXP1	04/11/23	0930	2402018		3

The following Analytical Methods were performed:

Method	Description	Analyst Comments
1	EPA 904.0/SW846 9320 Modified	
2	Calculation	
3	EPA 903.1 Modified	

Surrogate/Tracer Recovery	Test	Result	Nominal	Recovery%	Acceptable Limits
Barium-133 Tracer	GFPC, Ra228, Liquid "As Received"			69.8	(15%-125%)

Notes:

Counting Uncertainty is calculated at the 95% confidence level (1.96-sigma).

Column headers are defined as follows:

DF: Dilution Factor	Lc/LC: Critical Level
DL: Detection Limit	PF: Prep Factor
MDA: Minimum Detectable Activity	RL: Reporting Limit
MDC: Minimum Detectable Concentration	SQL: Sample Quantitation Limit

GEL LABORATORIES LLC

2040 Savage Road Charleston, SC 29407 - (843) 556-8171 - www.gel.com

QC Summary

Report Date: April 11, 2023

Page 1 of 2

Santee Cooper
P.O. Box 2946101
OCO3
Moncks Corner, South Carolina
Ms. Jeanette Gilmetti

Contact:
Workorder: 613963

Parmname	NOM	Sample	Qual	QC	Units	RPD%	REC%	Range	Anlst	Date	Time
Rad Gas Flow											
Batch	2402066										
QC1205352839	613963001	DUP									
Radium-228		2.18	U	1.38	pCi/L	45.2		(0% - 100%)	JE1	04/04/23	12:45
	Uncertainty	+/-1.16		+/-1.13							
QC1205352840	LCS										
Radium-228	81.6			77.8	pCi/L		95.3	(75%-125%)		04/04/23	12:45
	Uncertainty			+/-4.42							
QC1205352838	MB										
Radium-228			U	0.382	pCi/L					04/04/23	12:45
	Uncertainty			+/-0.779							
Rad Ra-226											
Batch	2402018										
QC1205352737	613963001	DUP									
Radium-226		0.971		0.957	pCi/L	1.4		(0% - 100%)	LXP1	04/11/23	09:30
	Uncertainty	+/-0.495		+/-0.511							
QC1205352739	LCS										
Radium-226	26.4			22.4	pCi/L		84.9	(75%-125%)		04/11/23	09:30
	Uncertainty			+/-2.39							
QC1205352736	MB										
Radium-226			U	0.253	pCi/L					04/11/23	09:30
	Uncertainty			+/-0.405							
QC1205352738	613963001	MS									
Radium-226	132	0.971		101	pCi/L		75.9	(75%-125%)		04/11/23	09:30
	Uncertainty	+/-0.495		+/-10.7							

- Notes:**
- Counting Uncertainty is calculated at the 95% confidence level (1.96-sigma).
 - The Qualifiers in this report are defined as follows:
 - U Analyte was analyzed for, but not detected above the MDL, MDA, MDC or LOD.
 - J Value is estimated
 - X Consult Case Narrative, Data Summary package, or Project Manager concerning this qualifier
 - H Analytical holding time was exceeded
 - < Result is less than value reported

GEL LABORATORIES LLC

2040 Savage Road Charleston, SC 29407 - (843) 556-8171 - www.gel.com

QC Summary

Workorder: 613963

Page 2 of 2

Parmname	NOM	Sample	Qual	QC	Units	RPD%	REC%	Range	Anlst	Date	Time
>											
UI											
BD											
h											
R											
^											
N/A											
ND											
M											
NJ											
FA											
UJ											
Q											
K											
UL											
L											
NI											
Y											
**											
M											
J											

N/A indicates that spike recovery limits do not apply when sample concentration exceeds spike conc. by a factor of 4 or more or %RPD not applicable.

^ The Relative Percent Difference (RPD) obtained from the sample duplicate (DUP) is evaluated against the acceptance criteria when the sample is greater than five times (5X) the contract required detection limit (RL). In cases where either the sample or duplicate value is less than 5X the RL, a control limit of +/- the RL is used to evaluate the DUP result.

* Indicates that a Quality Control parameter was not within specifications.

For PS, PSD, and SDILT results, the values listed are the measured amounts, not final concentrations.

Where the analytical method has been performed under NELAP certification, the analysis has met all of the requirements of the NELAC standard unless qualified on the QC Summary.

**Radiochemistry
Technical Case Narrative
Santee Cooper
SDG #: 613963**

Product: GFPC, Ra228, Liquid

Analytical Method: EPA 904.0/SW846 9320 Modified

Analytical Procedure: GL-RAD-A-063 REV# 5

Analytical Batch: 2402066

The following samples were analyzed using the above methods and analytical procedure(s).

<u>GEL Sample ID#</u>	<u>Client Sample Identification</u>
613963001	AF56409
613963002	AF56410
613963003	AF56411
613963004	AF56412
613963005	AF56413
613963006	AF56430
613963007	AF56419
613963008	AF56425
613963009	AF56426
613963010	AF56427
613963011	AF56408
613963012	AF56415
613963013	AF56416
613963014	AF56417
613963015	AF56429
613963016	AF56406
613963017	AF56407
613963018	AF56418
613963019	AF56422
1205352838	Method Blank (MB)
1205352839	613963001(AF56409) Sample Duplicate (DUP)
1205352840	Laboratory Control Sample (LCS)

The samples in this SDG were analyzed on an "as received" basis.

Data Summary:

All sample data provided in this report met the acceptance criteria specified in the analytical methods and procedures for initial calibration, continuing calibration, instrument controls and process controls where applicable, with the following exceptions.

Preparation Information

Homogenous Matrix

Samples 613963012 (AF56415), 613963013 (AF56416), 613963014 (AF56417), 613963016 (AF56406), 613963017 (AF56407) and 613963018 (AF56418) were non-homogenous matrix. yellow tint 613963012 (AF56415), 613963013 (AF56416), 613963014 (AF56417), 613963016 (AF56406), 613963017 (AF56407) and 613963018 (AF56418).

Product: Lucas Cell, Ra226, Liquid

Analytical Method: EPA 903.1 Modified

Analytical Procedure: GL-RAD-A-008 REV# 15

Analytical Batch: 2402018

The following samples were analyzed using the above methods and analytical procedure(s).

<u>GEL Sample ID#</u>	<u>Client Sample Identification</u>
613963001	AF56409
613963002	AF56410
613963003	AF56411
613963004	AF56412
613963005	AF56413
613963006	AF56430
613963007	AF56419
613963008	AF56425
613963009	AF56426
613963010	AF56427
613963011	AF56408
613963012	AF56415
613963013	AF56416
613963014	AF56417
613963015	AF56429
613963016	AF56406
613963017	AF56407
613963018	AF56418
613963019	AF56422
1205352736	Method Blank (MB)
1205352737	613963001(AF56409) Sample Duplicate (DUP)
1205352738	613963001(AF56409) Matrix Spike (MS)
1205352739	Laboratory Control Sample (LCS)

The samples in this SDG were analyzed on an "as received" basis.

Data Summary:

All sample data provided in this report met the acceptance criteria specified in the analytical methods and procedures for initial calibration, continuing calibration, instrument controls and process controls where applicable, with the following exceptions.

Preparation Information

Homogenous Matrix

Samples 613963012 (AF56415), 613963013 (AF56416), 613963014 (AF56417), 613963017 (AF56407) and 613963018 (AF56418) were non-homogenous matrix.

Miscellaneous Information

Additional Comments

The matrix spike, 1205352738 (AF56409MS), aliquot was reduced to conserve sample volume.

Certification Statement

Where the analytical method has been performed under NELAP certification, the analysis has met all of the requirements of the NELAC standard unless otherwise noted in the analytical case narrative.

613959

RAD - 4/17/23

613963

Contract Lab Info: GEL

Contract Lab Due Date (Lab Only): 3 / 20 / 23

Send report to lcwillia@santecooper.com & sjbrown@santecooper.com



Santee Cooper
One Riverwood Drive
Moncks Corner, SC 29461
Phone: (843)761-8000 Ext. 5148
Fax: (843)761-4175

Chain of Custody

Customer Email/Report Recipient:

Date Results Needed by:

Project/Task/Unit #:

Rerun request for any flagged QC

LCWILLIA @santecooper.com

/ /

125915 / JMO2.09.681.1 / 36500

Yes (No)

Analysis Group

Table with columns: Labworks ID #, Sample Location/Description, Collection Date, Collection Time, Sample Collector, Total # of containers, Bottle type, Grab (G) or Composite (C), Matrix, Preservative, Comments, TOC/DOC, ALKALINITY, SULFIDE, RAD 226+228, TOTAL RAD CALC.

Table with columns: Relinquished by, Employee#, Date, Time, Received by, Employee #, Date, Time. Includes handwritten entries for GEL and M. An.


Sample Receiving (Internal Use Only)
TEMP (°C): Initial:
Correct pH: Yes No
Preservative Lot#:
Date/Time/Init for preservative:

Checklist for analysis groups: METALS (all), Nutrients, MISC., Gypsum, Coal, Flyash, Oil. Includes checkboxes for various parameters like TOC, DOC, pH, etc.

Matrix codes: GW-groundwater, DW-drinking water, SW-surface water, WW-waste water, BW-boiler water, L-limestone, Oil-oil, S-Soil, SL-solid, C-coal, G-gypsum, FA-flyash, BA-bottom ash, M-misc (describe in comment section)
Preservative code- 1=<4°C 2=HNO3 3=H2SO4 4-HCl 5=Na2S2O3 6-Other (Specify)

RAD - 4/17/23

Contract Lab Info: GEL Contract Lab Due Date (Lab Only): 3 / 20 / 23 Send report to lcwillia@santecooper.com & sjbrown@santecooper.com



Santee Cooper One Riverwood Drive Moncks Corner, SC 29461 Phone: (843)761-8000 Ext. 5148 Fax: (843)761-4175

Chain of Custody

Customer Email/Report Recipient: LCWILLIA@santecooper.com Date Results Needed by: Project/Task/Unit #: 125915 / JM02.09. G01.1 / 36500 Rerun request for any flagged QC Yes (No)

Analysis Group

Main Chain of Custody table with columns: Labworks ID #, Sample Location/Description, Collection Date, Collection Time, Sample Collector, Total # of containers, Bottle type, Grab (G) or Composite (C), Matrix, Preservative, Comments, TOC/DOC, ALKALINITY, SULFIDE, RAD 226/228, TOTAL RAD CALC.

Relinquished by/Received by table with columns: Relinquished by, Employee#, Date, Time, Received by, Employee #, Date, Time

Sample Receiving (Internal Use Only) TEMP (°C): Initial: Correct pH: Yes No Preservative Lot#: Date/Time/Init for preservative:

Checklist grid for METALS (all), Nutrients, MISC., Gypsum, Coal, Flyash, and Oil. Includes various chemical and physical property checkboxes.

Matrix codes: GW-groundwater, DW-drinking water, SW-surface water, WW-waste water, BW-boiler water, L-limestone, Oil-oil, S-Soil, SL-solid, C-coal, G-gypsum, FA-flyash, BA-bottom ash, M-misc (describe in comment section) Preservative code- 1=<4°C 2=HNO3 3=H2SO4 4-HCl 5=Na2S2O3 6-Other (Specify)

SAMPLE RECEIPT & REVIEW FORM

Client: SOP SDG/AR/COC/Work Order: 613959/613963
 Received By: JW Date Received: 3/10/23
 Carrier and Tracking Number: _____
 FedEx Express FedEx Ground UPS Field Services Courier Other

Suspected Hazard Information Yes No *If Net Counts > 100cpm on samples not marked "radioactive", contact the Radiation Safety Group for further investigation.
 A) Shipped as a DOT Hazardous? Hazard Class Shipped: _____ UN#: _____
 If UN2910, is the Radioactive Shipment Survey Compliant? Yes ___ No ___
 B) Did the client designate the samples are to be received as radioactive? COC notation or radioactive stickers on containers equal client designation.
 C) Did the RSO classify the samples as radioactive? Maximum Net Counts Observed* (Observed Counts - Area Background Counts): 0 CPM mR/Hr
 Classified as: Rad 1 Rad 2 Rad 3
 D) Did the client designate samples are hazardous? COC notation or hazard labels on containers equal client designation.
 E) Did the RSO identify possible hazards? If D or E is yes, select Hazards below.
 PCB's Flammable Foreign Soil RCRA Asbestos Beryllium Other: _____

Sample Receipt Criteria	Yes	NA	No	Comments/Qualifiers (Required for Non-Conforming Items)
1 Shipping containers received intact and sealed?	<input checked="" type="checkbox"/>	<input checked="" type="checkbox"/>	<input type="checkbox"/>	Circle Applicable: Seals broken Damaged container Leaking container Other (describe)
2 Chain of custody documents included with shipment?	<input checked="" type="checkbox"/>	<input checked="" type="checkbox"/>	<input type="checkbox"/>	Circle Applicable: Client contacted and provided COC COC created upon receipt
3 Samples requiring cold preservation within (0 ≤ 6 deg. C)?*	<input checked="" type="checkbox"/>	<input checked="" type="checkbox"/>	<input type="checkbox"/>	Preservation Method: <u>Wet Ice</u> Ice Packs Dry ice None Other: *all temperatures are recorded in Celsius TEMP: <u>2</u>
4 Daily check performed and passed on IR temperature gun?	<input checked="" type="checkbox"/>	<input checked="" type="checkbox"/>	<input type="checkbox"/>	Temperature Device Serial #: <u>IRI-23</u> Secondary Temperature Device Serial # (If Applicable):
5 Sample containers intact and sealed?	<input checked="" type="checkbox"/>	<input checked="" type="checkbox"/>	<input type="checkbox"/>	Circle Applicable: Seals broken Damaged container Leaking container Other (describe)
6 Samples requiring chemical preservation at proper pH?	<input checked="" type="checkbox"/>	<input checked="" type="checkbox"/>	<input type="checkbox"/>	Sample ID's and Containers Affected: If Preservation added, Lot#:
7 Do any samples require Volatile Analysis?	<input checked="" type="checkbox"/>	<input checked="" type="checkbox"/>	<input type="checkbox"/>	If Yes, are Encores or Soil Kits present for solids? Yes ___ No ___ NA ___ (If yes, take to VOA Freezer) Do liquid VOA vials contain acid preservation? Yes ___ No ___ NA ___ (If unknown, select No) Are liquid VOA vials free of headspace? Yes ___ No ___ NA ___ Sample ID's and containers affected:
8 Samples received within holding time?	<input checked="" type="checkbox"/>	<input checked="" type="checkbox"/>	<input type="checkbox"/>	ID's and tests affected:
9 Sample ID's on COC match ID's on bottles?	<input checked="" type="checkbox"/>	<input checked="" type="checkbox"/>	<input type="checkbox"/>	ID's and containers affected:
10 Date & time on COC match date & time on bottles?	<input checked="" type="checkbox"/>	<input checked="" type="checkbox"/>	<input type="checkbox"/>	Circle Applicable: No dates on containers No times on containers COC missing info Other (describe)
11 Number of containers received match number indicated on COC?	<input checked="" type="checkbox"/>	<input checked="" type="checkbox"/>	<input type="checkbox"/>	Circle Applicable: No container count on COC Other (describe)
12 Are sample containers identifiable as GEL provided by use of GEL labels?	<input checked="" type="checkbox"/>	<input checked="" type="checkbox"/>	<input type="checkbox"/>	
13 COC form is properly signed in relinquished/received sections?	<input checked="" type="checkbox"/>	<input checked="" type="checkbox"/>	<input type="checkbox"/>	Circle Applicable: Not relinquished Other (describe)

Comments (Use Continuation Form if needed): _____

PM (or PMA) review: Initials shy Date 3/13/23 Page 1 of 1

Jordan Melton

From: Linda Williams <linda.williams@santeecooper.com>
Sent: Tuesday, March 14, 2023 8:08 AM
To: Jordan Melton
Cc: Jeanette Gilmetti; Courtney Ames Watkins; Sherri Brown
Subject: RE: Sample ID verification for "AF56429: WAP-28" 613963

[EXTERNAL EMAIL] DO NOT CLICK links or attachments unless you recognize the sender and know the content is safe.

Hello Jordan,

The sample should be WAP-28 id AF56429.

Thank you,

Linda Williams

Manager Analytical Services
843-761-8000 x5184



From: Jeanette Gilmetti <jeanette.gilmetti@santeecooper.com>
Sent: Tuesday, March 14, 2023 7:21 AM
To: Linda Williams <linda.williams@santeecooper.com>; Courtney Ames Watkins <COURTNEY.AMESWATKINS@santeecooper.com>
Subject: FW: Sample ID verification for "AF56429: WAP-28" 613963

Please see note below and let me know if this has been resolved or if I can assist.

Jeanette Gilmetti



Environmental Resources
(843) 761-8000 ext. 4564
jeanette.gilmetti@santeecooper.com

From: Jordan Melton <Jordan.Melton@gel.com>
Sent: Monday, March 13, 2023 12:12 PM
To: Sherri Brown <sherri.brown@santeecooper.com>
Cc: Jeanette Gilmetti <jeanette.gilmetti@santeecooper.com>
Subject: [EXTERNAL SENDER] Sample ID verification for "AF56429: WAP-28" 613963

Good afternoon,

GEL received ground water samples for Rad 226 and Rad 228 analysis. Sample AF56429 was received with the ID "WAP-8" on the container. The chain of custody lists the sample ID as "WAP-28". Please confirm which sample ID should be used.

Thank you,

Jordan Melton

Project Manager Assistant



2040 Savage Road, Charleston, SC 29407 | P.O. Box 30712, Charleston, SC 29417

Office Main: 843.556.8171 | Office Fax: 843.769.7383

E-Mail: Jordan.Melton@gel.com | Website: www.gel.com

Follow us on [LinkedIn](#)

CONFIDENTIALITY NOTICE: This e-mail and any files transmitted with it are the property of The GEL Group, Inc. and its affiliates. All rights, including without limitation copyright, are reserved. The proprietary information contained in this e-mail message, and any files transmitted with it, is intended for the use of the recipient(s) named above. If the reader of this e-mail is not the intended recipient, you are hereby notified that you have received this e-mail in error and that any review, distribution or copying of this e-mail or any files transmitted with it is strictly prohibited. If you have received this e-mail in error, please notify the sender immediately and delete the original message and any files transmitted. The unauthorized use of this e-mail or any files transmitted with it is prohibited and disclaimed by The GEL Group, Inc. and its affiliates.

WARNING!

This e-mail message originated outside of Santee Cooper.

Do not click on any links or open any attachments unless you are confident it is from a trusted source.

If you have questions, please call the Technology Service Desk at Ext. 7777.

List of current GEL Certifications as of 11 April 2023

State	Certification
Alabama	42200
Alaska	17-018
Alaska Drinking Water	SC00012
Arkansas	88-0651
CLIA	42D0904046
California	2940
Colorado	SC00012
Connecticut	PH-0169
DoD ELAP/ ISO17025 A2LA	2567.01
Florida NELAP	E87156
Foreign Soils Permit	P330-15-00283, P330-15-00253
Georgia	SC00012
Georgia SDWA	967
Hawaii	SC00012
Idaho	SC00012
Illinois NELAP	200029
Indiana	C-SC-01
Kansas NELAP	E-10332
Kentucky SDWA	90129
Kentucky Wastewater	90129
Louisiana Drinking Water	LA024
Louisiana NELAP	03046 (AI33904)
Maine	2019020
Maryland	270
Massachusetts	M-SC012
Massachusetts PFAS Approv	Letter
Michigan	9976
Mississippi	SC00012
Nebraska	NE-OS-26-13
Nevada	SC000122023-4
New Hampshire NELAP	2054
New Jersey NELAP	SC002
New Mexico	SC00012
New York NELAP	11501
North Carolina	233
North Carolina SDWA	45709
North Dakota	R-158
Oklahoma	2022-160
Pennsylvania NELAP	68-00485
Puerto Rico	SC00012
S. Carolina Radiochem	10120002
Sanitation Districts of L	9255651
South Carolina Chemistry	10120001
Tennessee	TN 02934
Texas NELAP	T104704235-22-20
Utah NELAP	SC000122022-37
Vermont	VT87156
Virginia NELAP	460202
Washington	C780

ANALYTICAL REPORT

PREPARED FOR

Attn: Linda Williams
South Carolina Public Service Authority
Santee Cooper
PO BOX 2946101
Moncks Corner, South Carolina 29461-2901

Generated 3/28/2023 6:24:21 PM

JOB DESCRIPTION

125915/JM02.09.G01.1/36500

JOB NUMBER

680-232195-1

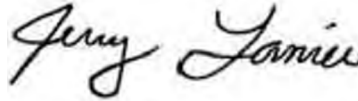
Eurofins Savannah

Job Notes

The test results in this report meet NELAP requirements for parameters for which accreditation is required or available. Any exceptions to the NELAP requirements are noted. Results pertain only to samples listed in this report. This report may not be reproduced, except in full, without the written approval of the laboratory. Questions should be directed to the person who signed this report.

The test results in this report relate only to the samples as received by the laboratory and will meet all requirements of the methodology, with any exceptions noted. This report shall not be reproduced except in full, without the express written approval of the laboratory. All questions should be directed to the Eurofins Environment Testing Southeast, LLC Project Manager.

Authorization



Generated
3/28/2023 6:24:21 PM

Authorized for release by
Jerry Lanier, Project Manager I
Jerry.Lanier@et.eurofinsus.com
(912)250-0281

Table of Contents

Cover Page	1
Table of Contents	3
Case Narrative	4
Sample Summary	5
Method Summary	6
Definitions	7
Detection Summary	8
Client Sample Results	18
QC Sample Results	62
QC Association	69
Chronicle	77
Chain of Custody	89
Receipt Checklists	100
Certification Summary	102



Case Narrative

Client: South Carolina Public Service Authority
Project/Site: 125915/JM02.09.G01.1/36500

Job ID: 680-232195-1

Job ID: 680-232195-1

Laboratory: Eurofins Savannah

Narrative

**Job Narrative
680-232195-1**

Receipt

The samples were received on 3/17/2023 10:30 AM. Unless otherwise noted below, the samples arrived in good condition, and, where required, properly preserved and on ice. The temperature of the cooler at receipt time was 12.3°C

Metals

No additional analytical or quality issues were noted, other than those described above or in the Definitions/ Glossary page.

- 1
- 2
- 3
- 4
- 5
- 6
- 7
- 8
- 9
- 10
- 11
- 12
- 13
- 14

Sample Summary

Client: South Carolina Public Service Authority
Project/Site: 125915/JM02.09.G01.1/36500

Job ID: 680-232195-1

Lab Sample ID	Client Sample ID	Matrix	Collected	Received
680-232195-1	AF56421	Water	03/01/23 14:41	03/17/23 10:30
680-232195-2	AF56424	Water	03/01/23 13:37	03/17/23 10:30
680-232195-3	AF56439	Water	03/01/23 10:22	03/17/23 10:30
680-232195-4	AF56441	Water	03/01/23 11:45	03/17/23 10:30
680-232195-5	AF56414	Water	03/02/23 12:46	03/17/23 10:30
680-232195-6	AF56423	Water	03/02/23 09:52	03/17/23 10:30
680-232195-7	AF56428	Water	03/02/23 10:56	03/17/23 10:30
680-232195-8	AF56419	Water	03/07/23 14:51	03/17/23 10:30
680-232195-9	AF56425	Water	03/07/23 12:49	03/17/23 10:30
680-232195-10	AF56426	Water	03/07/23 10:22	03/17/23 10:30
680-232195-11	AF56427	Water	03/07/23 10:27	03/17/23 10:30
680-232195-12	AF56408	Water	03/08/23 13:38	03/17/23 10:30
680-232195-13	AF56415	Water	03/08/23 15:13	03/17/23 10:30
680-232195-14	AF56416	Water	03/08/23 10:09	03/17/23 10:30
680-232195-15	AF56417	Water	03/08/23 10:14	03/17/23 10:30
680-232195-16	AF56429	Water	03/08/23 12:12	03/17/23 10:30
680-232195-17	AF56394	Water	02/14/23 12:33	03/17/23 10:30
680-232195-18	AF56331	Water	02/14/23 13:51	03/17/23 10:30
680-232195-19	AF56332	Water	02/14/23 15:22	03/17/23 10:30
680-232195-20	AF56395	Water	02/15/23 11:36	03/17/23 10:30
680-232195-21	AF56396	Water	02/15/23 13:21	03/17/23 10:30
680-232195-22	AF56397	Water	02/16/23 10:53	03/17/23 10:30
680-232195-23	AF56400	Water	02/16/23 12:55	03/17/23 10:30
680-232195-24	AF56442	Water	02/16/23 14:07	03/17/23 10:30
680-232195-25	AF56443	Water	02/16/23 14:12	03/17/23 10:30
680-232195-26	AF56402	Water	02/27/23 12:47	03/17/23 10:30
680-232195-27	AF56403	Water	02/27/23 09:57	03/17/23 10:30
680-232195-28	AF56404	Water	02/27/23 10:02	03/17/23 10:30
680-232195-29	AF56434	Water	02/27/23 15:44	03/17/23 10:30
680-232195-30	AF56433	Water	02/28/23 12:58	03/17/23 10:30
680-232195-31	AF56435	Water	02/28/23 11:44	03/17/23 10:30
680-232195-32	AF56436	Water	02/28/23 10:19	03/17/23 10:30
680-232195-33	AF56437	Water	02/28/23 10:24	03/17/23 10:30
680-232195-34	AF56438	Water	02/28/23 14:31	03/17/23 10:30
680-232195-35	AF56409	Water	03/06/23 12:14	03/17/23 10:30
680-232195-36	AF56410	Water	03/06/23 12:19	03/17/23 10:30
680-232195-37	AF56411	Water	03/06/23 11:08	03/17/23 10:30
680-232195-38	AF56412	Water	03/06/23 15:15	03/17/23 10:30
680-232195-39	AF56413	Water	03/06/23 13:41	03/17/23 10:30
680-232195-40	AF56430	Water	03/06/23 10:10	03/17/23 10:30
680-232195-41	AF56406	Water	03/09/23 10:29	03/17/23 10:30
680-232195-42	AF56407	Water	03/09/23 10:34	03/17/23 10:30
680-232195-43	AF56418	Water	03/09/23 12:07	03/17/23 10:30
680-232195-44	AF56422	Water	03/09/23 13:19	03/17/23 10:30



Method Summary

Client: South Carolina Public Service Authority
Project/Site: 125915/JM02.09.G01.1/36500

Job ID: 680-232195-1

Method	Method Description	Protocol	Laboratory
6010D	Metals (ICP)	SW846	EET SAV
6010D	Metals (ICP)	SW846	EET SL
6020B	Metals (ICP/MS)	SW846	EET SAV
3005A	Preparation, Total Recoverable or Dissolved Metals	SW846	EET SAV
3010A	Preparation, Total Metals	SW846	EET SL

Protocol References:

SW846 = "Test Methods For Evaluating Solid Waste, Physical/Chemical Methods", Third Edition, November 1986 And Its Updates.

Laboratory References:

EET SAV = Eurofins Savannah, 5102 LaRoche Avenue, Savannah, GA 31404, TEL (912)354-7858

EET SL = Eurofins St. Louis, 13715 Rider Trail North, Earth City, MO 63045, TEL (314)298-8566



Definitions/Glossary

Client: South Carolina Public Service Authority
Project/Site: 125915/JM02.09.G01.1/36500

Job ID: 680-232195-1

Qualifiers

Metals	
Qualifier	Qualifier Description
4	MS, MSD: The analyte present in the original sample is greater than 4 times the matrix spike concentration; therefore, control limits are not applicable.
U	Indicates the analyte was analyzed for but not detected.

Glossary

Abbreviation	These commonly used abbreviations may or may not be present in this report.
▫	Listed under the "D" column to designate that the result is reported on a dry weight basis
%R	Percent Recovery
CFL	Contains Free Liquid
CFU	Colony Forming Unit
CNF	Contains No Free Liquid
DER	Duplicate Error Ratio (normalized absolute difference)
Dil Fac	Dilution Factor
DL	Detection Limit (DoD/DOE)
DL, RA, RE, IN	Indicates a Dilution, Re-analysis, Re-extraction, or additional Initial metals/anion analysis of the sample
DLC	Decision Level Concentration (Radiochemistry)
EDL	Estimated Detection Limit (Dioxin)
LOD	Limit of Detection (DoD/DOE)
LOQ	Limit of Quantitation (DoD/DOE)
MCL	EPA recommended "Maximum Contaminant Level"
MDA	Minimum Detectable Activity (Radiochemistry)
MDC	Minimum Detectable Concentration (Radiochemistry)
MDL	Method Detection Limit
ML	Minimum Level (Dioxin)
MPN	Most Probable Number
MQL	Method Quantitation Limit
NC	Not Calculated
ND	Not Detected at the reporting limit (or MDL or EDL if shown)
NEG	Negative / Absent
POS	Positive / Present
PQL	Practical Quantitation Limit
PRES	Presumptive
QC	Quality Control
RER	Relative Error Ratio (Radiochemistry)
RL	Reporting Limit or Requested Limit (Radiochemistry)
RPD	Relative Percent Difference, a measure of the relative difference between two points
TEF	Toxicity Equivalent Factor (Dioxin)
TEQ	Toxicity Equivalent Quotient (Dioxin)
TNTC	Too Numerous To Count

Detection Summary

Client: South Carolina Public Service Authority
Project/Site: 125915/JM02.09.G01.1/36500

Job ID: 680-232195-1

Client Sample ID: AF56421

Lab Sample ID: 680-232195-1

Analyte	Result	Qualifier	RL	MDL	Unit	Dil Fac	D	Method	Prep Type
Calcium	99400		500		ug/L	1		6010D	Dissolved
Iron	3540		100		ug/L	1		6010D	Dissolved
Magnesium	14600		500		ug/L	1		6010D	Dissolved
Potassium	9160		1000		ug/L	1		6010D	Dissolved
Sodium	19200		2000		ug/L	1		6010D	Dissolved
Aluminum	127		100		ug/L	1		6020B	Dissolved
Barium	33.3		5.00		ug/L	1		6020B	Dissolved

Client Sample ID: AF56424

Lab Sample ID: 680-232195-2

Analyte	Result	Qualifier	RL	MDL	Unit	Dil Fac	D	Method	Prep Type
Calcium	175000		500		ug/L	1		6010D	Dissolved
Iron	269		100		ug/L	1		6010D	Dissolved
Magnesium	13100		500		ug/L	1		6010D	Dissolved
Potassium	5550		1000		ug/L	1		6010D	Dissolved
Sodium	34700		2000		ug/L	1		6010D	Dissolved
Barium	9.67		5.00		ug/L	1		6020B	Dissolved

Client Sample ID: AF56439

Lab Sample ID: 680-232195-3

Analyte	Result	Qualifier	RL	MDL	Unit	Dil Fac	D	Method	Prep Type
Calcium	126000		500		ug/L	1		6010D	Dissolved
Iron	7900		100		ug/L	1		6010D	Dissolved
Magnesium	13000		500		ug/L	1		6010D	Dissolved
Potassium	6990		1000		ug/L	1		6010D	Dissolved
Sodium	35800		2000		ug/L	1		6010D	Dissolved
Aluminum	850		100		ug/L	1		6020B	Dissolved
Arsenic	40.1		3.00		ug/L	1		6020B	Dissolved
Barium	90.0		5.00		ug/L	1		6020B	Dissolved
Cobalt	6.59		0.500		ug/L	1		6020B	Dissolved
Zinc	43.1		20.0		ug/L	1		6020B	Dissolved

Client Sample ID: AF56441

Lab Sample ID: 680-232195-4

Analyte	Result	Qualifier	RL	MDL	Unit	Dil Fac	D	Method	Prep Type
Lithium	140		50.0		ug/L	1		6010D	Dissolved
Calcium	174000		500		ug/L	1		6010D	Dissolved
Iron	4580		100		ug/L	1		6010D	Dissolved
Magnesium	9730		500		ug/L	1		6010D	Dissolved
Potassium	5050		1000		ug/L	1		6010D	Dissolved
Sodium	22900		2000		ug/L	1		6010D	Dissolved
Arsenic	177		3.00		ug/L	1		6020B	Dissolved
Barium	76.2		5.00		ug/L	1		6020B	Dissolved

Client Sample ID: AF56414

Lab Sample ID: 680-232195-5

Analyte	Result	Qualifier	RL	MDL	Unit	Dil Fac	D	Method	Prep Type
Lithium	63.0		50.0		ug/L	1		6010D	Dissolved
Calcium	443000		500		ug/L	1		6010D	Dissolved
Iron	21800		100		ug/L	1		6010D	Dissolved
Magnesium	43600		500		ug/L	1		6010D	Dissolved
Potassium	6180		1000		ug/L	1		6010D	Dissolved
Sodium	94600		2000		ug/L	1		6010D	Dissolved

This Detection Summary does not include radiochemical test results.

Eurofins Savannah

Detection Summary

Client: South Carolina Public Service Authority
 Project/Site: 125915/JM02.09.G01.1/36500

Job ID: 680-232195-1

Client Sample ID: AF56414 (Continued)

Lab Sample ID: 680-232195-5

Analyte	Result	Qualifier	RL	MDL	Unit	Dil Fac	D	Method	Prep Type
Barium	367		5.00		ug/L	1		6020B	Dissolved

Client Sample ID: AF56423

Lab Sample ID: 680-232195-6

Analyte	Result	Qualifier	RL	MDL	Unit	Dil Fac	D	Method	Prep Type
Lithium	95.7		50.0		ug/L	1		6010D	Dissolved
Calcium	382000		500		ug/L	1		6010D	Dissolved
Iron	14000		100		ug/L	1		6010D	Dissolved
Magnesium	46400		500		ug/L	1		6010D	Dissolved
Potassium	11800		1000		ug/L	1		6010D	Dissolved
Sodium	85500		2000		ug/L	1		6010D	Dissolved
Arsenic	307		3.00		ug/L	1		6020B	Dissolved
Barium	214		5.00		ug/L	1		6020B	Dissolved

Client Sample ID: AF56428

Lab Sample ID: 680-232195-7

Analyte	Result	Qualifier	RL	MDL	Unit	Dil Fac	D	Method	Prep Type
Calcium	95200		500		ug/L	1		6010D	Dissolved
Iron	76100		100		ug/L	1		6010D	Dissolved
Magnesium	21000		500		ug/L	1		6010D	Dissolved
Potassium	9830		1000		ug/L	1		6010D	Dissolved
Sodium	35400		2000		ug/L	1		6010D	Dissolved
Arsenic	75.4		3.00		ug/L	1		6020B	Dissolved
Barium	108		5.00		ug/L	1		6020B	Dissolved
Cobalt	0.610		0.500		ug/L	1		6020B	Dissolved

Client Sample ID: AF56419

Lab Sample ID: 680-232195-8

Analyte	Result	Qualifier	RL	MDL	Unit	Dil Fac	D	Method	Prep Type
Lithium	223		50.0		ug/L	1		6010D	Dissolved
Calcium	535000		500		ug/L	1		6010D	Dissolved
Iron	1430		100		ug/L	1		6010D	Dissolved
Magnesium	78800		500		ug/L	1		6010D	Dissolved
Molybdenum	55.9		10.0		ug/L	1		6010D	Dissolved
Potassium	19700		1000		ug/L	1		6010D	Dissolved
Sodium	41700		2000		ug/L	1		6010D	Dissolved
Arsenic	103		3.00		ug/L	1		6020B	Dissolved
Barium	71.5		5.00		ug/L	1		6020B	Dissolved
Cobalt	1.26		0.500		ug/L	1		6020B	Dissolved

Client Sample ID: AF56425

Lab Sample ID: 680-232195-9

Analyte	Result	Qualifier	RL	MDL	Unit	Dil Fac	D	Method	Prep Type
Calcium	247000		500		ug/L	1		6010D	Dissolved
Iron	1290		100		ug/L	1		6010D	Dissolved
Magnesium	35800		500		ug/L	1		6010D	Dissolved
Molybdenum	19.3		10.0		ug/L	1		6010D	Dissolved
Potassium	13000		1000		ug/L	1		6010D	Dissolved
Sodium	68500		2000		ug/L	1		6010D	Dissolved
Barium	42.8		5.00		ug/L	1		6020B	Dissolved

This Detection Summary does not include radiochemical test results.

Eurofins Savannah

Detection Summary

Client: South Carolina Public Service Authority
 Project/Site: 125915/JM02.09.G01.1/36500

Job ID: 680-232195-1

Client Sample ID: AF56426

Lab Sample ID: 680-232195-10

Analyte	Result	Qualifier	RL	MDL	Unit	Dil Fac	D	Method	Prep Type
Calcium	192000		500		ug/L	1		6010D	Dissolved
Iron	3230		100		ug/L	1		6010D	Dissolved
Magnesium	18700		500		ug/L	1		6010D	Dissolved
Potassium	11200		1000		ug/L	1		6010D	Dissolved
Sodium	127000		2000		ug/L	1		6010D	Dissolved
Aluminum	149		100		ug/L	1		6020B	Dissolved
Barium	35.1		5.00		ug/L	1		6020B	Dissolved

Client Sample ID: AF56427

Lab Sample ID: 680-232195-11

Analyte	Result	Qualifier	RL	MDL	Unit	Dil Fac	D	Method	Prep Type
Calcium	382000		500		ug/L	1		6010D	Dissolved
Iron	41600		100		ug/L	1		6010D	Dissolved
Magnesium	27600		500		ug/L	1		6010D	Dissolved
Potassium	2620		1000		ug/L	1		6010D	Dissolved
Sodium	121000		2000		ug/L	1		6010D	Dissolved
Aluminum	156		100		ug/L	1		6020B	Dissolved
Barium	35.8		5.00		ug/L	1		6020B	Dissolved

Client Sample ID: AF56408

Lab Sample ID: 680-232195-12

Analyte	Result	Qualifier	RL	MDL	Unit	Dil Fac	D	Method	Prep Type
Calcium	21000		500		ug/L	1		6010D	Dissolved
Iron	256		100		ug/L	1		6010D	Dissolved
Magnesium	1650		500		ug/L	1		6010D	Dissolved
Sodium	4330		2000		ug/L	1		6010D	Dissolved
Barium	251		5.00		ug/L	1		6020B	Dissolved
Chromium	40.5		5.00		ug/L	1		6020B	Dissolved
Cobalt	0.575		0.500		ug/L	1		6020B	Dissolved
Zinc	53.9		20.0		ug/L	1		6020B	Dissolved

Client Sample ID: AF56415

Lab Sample ID: 680-232195-13

Analyte	Result	Qualifier	RL	MDL	Unit	Dil Fac	D	Method	Prep Type
Calcium	19600		500		ug/L	1		6010D	Dissolved
Iron	213		100		ug/L	1		6010D	Dissolved
Magnesium	1630		500		ug/L	1		6010D	Dissolved
Sodium	4310		2000		ug/L	1		6010D	Dissolved
Barium	76.3		5.00		ug/L	1		6020B	Dissolved
Zinc	30.6		20.0		ug/L	1		6020B	Dissolved

Client Sample ID: AF56416

Lab Sample ID: 680-232195-14

Analyte	Result	Qualifier	RL	MDL	Unit	Dil Fac	D	Method	Prep Type
Calcium	66800		500		ug/L	1		6010D	Dissolved
Iron	891		100		ug/L	1		6010D	Dissolved
Magnesium	2920		500		ug/L	1		6010D	Dissolved
Potassium	2190		1000		ug/L	1		6010D	Dissolved
Sodium	11100		2000		ug/L	1		6010D	Dissolved
Arsenic	74.8		3.00		ug/L	1		6020B	Dissolved
Barium	42.0		5.00		ug/L	1		6020B	Dissolved
Zinc	182		20.0		ug/L	1		6020B	Dissolved

This Detection Summary does not include radiochemical test results.

Eurofins Savannah

Detection Summary

Client: South Carolina Public Service Authority
Project/Site: 125915/JM02.09.G01.1/36500

Job ID: 680-232195-1

Client Sample ID: AF56417

Lab Sample ID: 680-232195-15

Analyte	Result	Qualifier	RL	MDL	Unit	Dil Fac	D	Method	Prep Type
Calcium	270000		500		ug/L	1		6010D	Dissolved
Iron	1940		100		ug/L	1		6010D	Dissolved
Magnesium	38900		500		ug/L	1		6010D	Dissolved
Molybdenum	21.2		10.0		ug/L	1		6010D	Dissolved
Potassium	14100		1000		ug/L	1		6010D	Dissolved
Sodium	72300		2000		ug/L	1		6010D	Dissolved
Arsenic	84.0		3.00		ug/L	1		6020B	Dissolved
Barium	50.0		5.00		ug/L	1		6020B	Dissolved

Client Sample ID: AF56429

Lab Sample ID: 680-232195-16

Analyte	Result	Qualifier	RL	MDL	Unit	Dil Fac	D	Method	Prep Type
Calcium	74200		500		ug/L	1		6010D	Dissolved
Iron	92900		100		ug/L	1		6010D	Dissolved
Magnesium	26000		500		ug/L	1		6010D	Dissolved
Sodium	82900		2000		ug/L	1		6010D	Dissolved
Aluminum	2310		100		ug/L	1		6020B	Dissolved
Barium	245		5.00		ug/L	1		6020B	Dissolved
Beryllium	0.965		0.500		ug/L	1		6020B	Dissolved
Cobalt	19.1		0.500		ug/L	1		6020B	Dissolved
Lead	2.54		2.50		ug/L	1		6020B	Dissolved
Nickel	5.89		5.00		ug/L	1		6020B	Dissolved

Client Sample ID: AF56394

Lab Sample ID: 680-232195-17

Analyte	Result	Qualifier	RL	MDL	Unit	Dil Fac	D	Method	Prep Type
Calcium	11200		500		ug/L	1		6010D	Dissolved
Iron	3120		100		ug/L	1		6010D	Dissolved
Magnesium	1020		500		ug/L	1		6010D	Dissolved
Sodium	5650		2000		ug/L	1		6010D	Dissolved
Aluminum	1310		100		ug/L	1		6020B	Dissolved
Arsenic	5.22		3.00		ug/L	1		6020B	Dissolved
Barium	76.1		5.00		ug/L	1		6020B	Dissolved
Cobalt	0.765		0.500		ug/L	1		6020B	Dissolved
Zinc	23.6		20.0		ug/L	1		6020B	Dissolved

Client Sample ID: AF56331

Lab Sample ID: 680-232195-18

Analyte	Result	Qualifier	RL	MDL	Unit	Dil Fac	D	Method	Prep Type
Calcium	3560		500		ug/L	1		6010D	Dissolved
Magnesium	898		500		ug/L	1		6010D	Dissolved
Sodium	2720		2000		ug/L	1		6010D	Dissolved
Aluminum	793		100		ug/L	1		6020B	Dissolved
Barium	30.1		5.00		ug/L	1		6020B	Dissolved
Cobalt	1.58		0.500		ug/L	1		6020B	Dissolved

Client Sample ID: AF56332

Lab Sample ID: 680-232195-19

Analyte	Result	Qualifier	RL	MDL	Unit	Dil Fac	D	Method	Prep Type
Calcium	87900		500		ug/L	1		6010D	Dissolved
Iron	5240		100		ug/L	1		6010D	Dissolved
Magnesium	2750		500		ug/L	1		6010D	Dissolved
Potassium	2150		1000		ug/L	1		6010D	Dissolved

This Detection Summary does not include radiochemical test results.

Eurofins Savannah

Detection Summary

Client: South Carolina Public Service Authority
 Project/Site: 125915/JM02.09.G01.1/36500

Job ID: 680-232195-1

Client Sample ID: AF56332 (Continued)

Lab Sample ID: 680-232195-19

Analyte	Result	Qualifier	RL	MDL	Unit	Dil Fac	D	Method	Prep Type
Sodium	11700		2000		ug/L	1		6010D	Dissolved
Aluminum	1300		100		ug/L	1		6020B	Dissolved
Barium	102		5.00		ug/L	1		6020B	Dissolved

Client Sample ID: AF56395

Lab Sample ID: 680-232195-20

Analyte	Result	Qualifier	RL	MDL	Unit	Dil Fac	D	Method	Prep Type
Calcium	355000		500		ug/L	1		6010D	Dissolved
Iron	3970		100		ug/L	1		6010D	Dissolved
Magnesium	43700		500		ug/L	1		6010D	Dissolved
Potassium	9610		1000		ug/L	1		6010D	Dissolved
Sodium	71800		2000		ug/L	1		6010D	Dissolved
Aluminum	194		100		ug/L	1		6020B	Dissolved
Arsenic	11.5		3.00		ug/L	1		6020B	Dissolved
Barium	151		5.00		ug/L	1		6020B	Dissolved
Beryllium	1.46		0.500		ug/L	1		6020B	Dissolved
Cobalt	18.5		0.500		ug/L	1		6020B	Dissolved
Nickel	10.1		5.00		ug/L	1		6020B	Dissolved

Client Sample ID: AF56396

Lab Sample ID: 680-232195-21

Analyte	Result	Qualifier	RL	MDL	Unit	Dil Fac	D	Method	Prep Type
Calcium	226000		500		ug/L	1		6010D	Dissolved
Iron	23400		100		ug/L	1		6010D	Dissolved
Magnesium	14600		500		ug/L	1		6010D	Dissolved
Potassium	2050		1000		ug/L	1		6010D	Dissolved
Sodium	42400		2000		ug/L	1		6010D	Dissolved
Barium	149		5.00		ug/L	1		6020B	Dissolved
Cobalt	0.565		0.500		ug/L	1		6020B	Dissolved

Client Sample ID: AF56397

Lab Sample ID: 680-232195-22

Analyte	Result	Qualifier	RL	MDL	Unit	Dil Fac	D	Method	Prep Type
Calcium	54900		500		ug/L	1		6010D	Dissolved
Iron	102		100		ug/L	1		6010D	Dissolved
Magnesium	3940		500		ug/L	1		6010D	Dissolved
Potassium	1830		1000		ug/L	1		6010D	Dissolved
Sodium	17100		2000		ug/L	1		6010D	Dissolved
Barium	34.2		5.00		ug/L	1		6020B	Dissolved
Zinc	114		20.0		ug/L	1		6020B	Dissolved

Client Sample ID: AF56400

Lab Sample ID: 680-232195-23

Analyte	Result	Qualifier	RL	MDL	Unit	Dil Fac	D	Method	Prep Type
Calcium	264000		500		ug/L	1		6010D	Dissolved
Iron	783		100		ug/L	1		6010D	Dissolved
Magnesium	3930		500		ug/L	1		6010D	Dissolved
Potassium	2390		1000		ug/L	1		6010D	Dissolved
Sodium	13900		2000		ug/L	1		6010D	Dissolved
Barium	46.4		5.00		ug/L	1		6020B	Dissolved

This Detection Summary does not include radiochemical test results.

Eurofins Savannah

Detection Summary

Client: South Carolina Public Service Authority
Project/Site: 125915/JM02.09.G01.1/36500

Job ID: 680-232195-1

Client Sample ID: AF56442

Lab Sample ID: 680-232195-24

Analyte	Result	Qualifier	RL	MDL	Unit	Dil Fac	D	Method	Prep Type
Calcium	162000		500		ug/L	1		6010D	Dissolved
Iron	286		100		ug/L	1		6010D	Dissolved
Magnesium	7610		500		ug/L	1		6010D	Dissolved
Potassium	4220		1000		ug/L	1		6010D	Dissolved
Sodium	21500		2000		ug/L	1		6010D	Dissolved
Arsenic	3.62		3.00		ug/L	1		6020B	Dissolved
Barium	34.7		5.00		ug/L	1		6020B	Dissolved

Client Sample ID: AF56443

Lab Sample ID: 680-232195-25

Analyte	Result	Qualifier	RL	MDL	Unit	Dil Fac	D	Method	Prep Type
Calcium	166000		500		ug/L	1		6010D	Dissolved
Iron	359		100		ug/L	1		6010D	Dissolved
Magnesium	7850		500		ug/L	1		6010D	Dissolved
Potassium	4220		1000		ug/L	1		6010D	Dissolved
Sodium	21500		2000		ug/L	1		6010D	Dissolved
Aluminum	239		100		ug/L	1		6020B	Dissolved
Arsenic	4.54		3.00		ug/L	1		6020B	Dissolved
Barium	39.2		5.00		ug/L	1		6020B	Dissolved
Cobalt	0.715		0.500		ug/L	1		6020B	Dissolved

Client Sample ID: AF56402

Lab Sample ID: 680-232195-26

Analyte	Result	Qualifier	RL	MDL	Unit	Dil Fac	D	Method	Prep Type
Calcium	199000		500		ug/L	1		6010D	Dissolved
Iron	22900		100		ug/L	1		6010D	Dissolved
Magnesium	23600		500		ug/L	1		6010D	Dissolved
Potassium	11200		1000		ug/L	1		6010D	Dissolved
Sodium	34600		2000		ug/L	1		6010D	Dissolved
Aluminum	327		100		ug/L	1		6020B	Dissolved
Arsenic	31.0		3.00		ug/L	1		6020B	Dissolved
Barium	77.9		5.00		ug/L	1		6020B	Dissolved

Client Sample ID: AF56403

Lab Sample ID: 680-232195-27

Analyte	Result	Qualifier	RL	MDL	Unit	Dil Fac	D	Method	Prep Type
Lithium	70.2		50.0		ug/L	1		6010D	Dissolved
Calcium	645000		500		ug/L	1		6010D	Dissolved
Iron	22000		100		ug/L	1		6010D	Dissolved
Magnesium	90500		500		ug/L	1		6010D	Dissolved
Potassium	28700		1000		ug/L	1		6010D	Dissolved
Sodium	156000		2000		ug/L	1		6010D	Dissolved
Barium	318		5.00		ug/L	1		6020B	Dissolved

Client Sample ID: AF56404

Lab Sample ID: 680-232195-28

Analyte	Result	Qualifier	RL	MDL	Unit	Dil Fac	D	Method	Prep Type
Lithium	64.9		50.0		ug/L	1		6010D	Dissolved
Calcium	653000		500		ug/L	1		6010D	Dissolved
Iron	22200		100		ug/L	1		6010D	Dissolved
Magnesium	91700		500		ug/L	1		6010D	Dissolved
Potassium	28600		1000		ug/L	1		6010D	Dissolved
Sodium	158000		2000		ug/L	1		6010D	Dissolved

This Detection Summary does not include radiochemical test results.

Eurofins Savannah

Detection Summary

Client: South Carolina Public Service Authority
 Project/Site: 125915/JM02.09.G01.1/36500

Job ID: 680-232195-1

Client Sample ID: AF56404 (Continued)

Lab Sample ID: 680-232195-28

Analyte	Result	Qualifier	RL	MDL	Unit	Dil Fac	D	Method	Prep Type
Barium	313		5.00		ug/L	1		6020B	Dissolved

Client Sample ID: AF56434

Lab Sample ID: 680-232195-29

Analyte	Result	Qualifier	RL	MDL	Unit	Dil Fac	D	Method	Prep Type
Calcium	60500		500		ug/L	1		6010D	Dissolved
Iron	2930		100		ug/L	1		6010D	Dissolved
Magnesium	1910		500		ug/L	1		6010D	Dissolved
Sodium	4740		2000		ug/L	1		6010D	Dissolved
Aluminum	929		100		ug/L	1		6020B	Dissolved
Barium	38.9		5.00		ug/L	1		6020B	Dissolved
Cobalt	2.41		0.500		ug/L	1		6020B	Dissolved
Zinc	68.5		20.0		ug/L	1		6020B	Dissolved

Client Sample ID: AF56433

Lab Sample ID: 680-232195-30

Analyte	Result	Qualifier	RL	MDL	Unit	Dil Fac	D	Method	Prep Type
Calcium	448000		500		ug/L	1		6010D	Dissolved
Iron	16300		100		ug/L	1		6010D	Dissolved
Magnesium	12900		500		ug/L	1		6010D	Dissolved
Potassium	5750		1000		ug/L	1		6010D	Dissolved
Sodium	10800		2000		ug/L	1		6010D	Dissolved
Barium	53.8		5.00		ug/L	1		6020B	Dissolved

Client Sample ID: AF56435

Lab Sample ID: 680-232195-31

Analyte	Result	Qualifier	RL	MDL	Unit	Dil Fac	D	Method	Prep Type
Calcium	21900		500		ug/L	1		6010D	Dissolved
Iron	880		100		ug/L	1		6010D	Dissolved
Magnesium	892		500		ug/L	1		6010D	Dissolved
Sodium	3260		2000		ug/L	1		6010D	Dissolved
Aluminum	3790		100		ug/L	1		6020B	Dissolved
Arsenic	8.02		3.00		ug/L	1		6020B	Dissolved
Barium	34.7		5.00		ug/L	1		6020B	Dissolved
Cobalt	1.29		0.500		ug/L	1		6020B	Dissolved

Client Sample ID: AF56436

Lab Sample ID: 680-232195-32

Analyte	Result	Qualifier	RL	MDL	Unit	Dil Fac	D	Method	Prep Type
Calcium	92200		500		ug/L	1		6010D	Dissolved
Iron	771		100		ug/L	1		6010D	Dissolved
Magnesium	2500		500		ug/L	1		6010D	Dissolved
Potassium	1580		1000		ug/L	1		6010D	Dissolved
Sodium	5430		2000		ug/L	1		6010D	Dissolved
Barium	37.2		5.00		ug/L	1		6020B	Dissolved
Zinc	42.9		20.0		ug/L	1		6020B	Dissolved

Client Sample ID: AF56437

Lab Sample ID: 680-232195-33

Analyte	Result	Qualifier	RL	MDL	Unit	Dil Fac	D	Method	Prep Type
Calcium	93200		500		ug/L	1		6010D	Dissolved
Iron	1200		100		ug/L	1		6010D	Dissolved
Magnesium	1750		500		ug/L	1		6010D	Dissolved

This Detection Summary does not include radiochemical test results.

Eurofins Savannah

Detection Summary

Client: South Carolina Public Service Authority
 Project/Site: 125915/JM02.09.G01.1/36500

Job ID: 680-232195-1

Client Sample ID: AF56437 (Continued)

Lab Sample ID: 680-232195-33

Analyte	Result	Qualifier	RL	MDL	Unit	Dil Fac	D	Method	Prep Type
Potassium	1260		1000		ug/L	1		6010D	Dissolved
Sodium	3590		2000		ug/L	1		6010D	Dissolved
Barium	36.8		5.00		ug/L	1		6020B	Dissolved

Client Sample ID: AF56438

Lab Sample ID: 680-232195-34

Analyte	Result	Qualifier	RL	MDL	Unit	Dil Fac	D	Method	Prep Type
Calcium	296000		500		ug/L	1		6010D	Dissolved
Iron	1040		100		ug/L	1		6010D	Dissolved
Magnesium	28800		500		ug/L	1		6010D	Dissolved
Potassium	6790		1000		ug/L	1		6010D	Dissolved
Sodium	18000		2000		ug/L	1		6010D	Dissolved
Barium	41.2		5.00		ug/L	1		6020B	Dissolved

Client Sample ID: AF56409

Lab Sample ID: 680-232195-35

Analyte	Result	Qualifier	RL	MDL	Unit	Dil Fac	D	Method	Prep Type
Lithium	118		50.0		ug/L	1		6010D	Dissolved
Calcium	1140000		5000		ug/L	10		6010D	Dissolved
Magnesium	30500		500		ug/L	1		6010D	Dissolved
Potassium	15500		1000		ug/L	1		6010D	Dissolved
Sodium	139000		2000		ug/L	1		6010D	Dissolved
Arsenic	15.2		3.00		ug/L	1		6020B	Dissolved
Barium	54.6		5.00		ug/L	1		6020B	Dissolved
Chromium	13.2		5.00		ug/L	1		6020B	Dissolved

Client Sample ID: AF56410

Lab Sample ID: 680-232195-36

Analyte	Result	Qualifier	RL	MDL	Unit	Dil Fac	D	Method	Prep Type
Lithium	109		50.0		ug/L	1		6010D	Dissolved
Calcium	1160000		5000		ug/L	10		6010D	Dissolved
Iron	113		100		ug/L	1		6010D	Dissolved
Magnesium	30800		500		ug/L	1		6010D	Dissolved
Potassium	15700		1000		ug/L	1		6010D	Dissolved
Sodium	140000		2000		ug/L	1		6010D	Dissolved
Arsenic	13.0		3.00		ug/L	1		6020B	Dissolved
Barium	56.5		5.00		ug/L	1		6020B	Dissolved

Client Sample ID: AF56411

Lab Sample ID: 680-232195-37

Analyte	Result	Qualifier	RL	MDL	Unit	Dil Fac	D	Method	Prep Type
Lithium	92.4		50.0		ug/L	1		6010D	Dissolved
Calcium	849000		5000		ug/L	10		6010D	Dissolved
Magnesium	42600		500		ug/L	1		6010D	Dissolved
Potassium	13800		1000		ug/L	1		6010D	Dissolved
Sodium	126000		2000		ug/L	1		6010D	Dissolved
Arsenic	7.06		3.00		ug/L	1		6020B	Dissolved
Barium	108		5.00		ug/L	1		6020B	Dissolved
Zinc	35.7		20.0		ug/L	1		6020B	Dissolved

This Detection Summary does not include radiochemical test results.

Eurofins Savannah

Detection Summary

Client: South Carolina Public Service Authority
 Project/Site: 125915/JM02.09.G01.1/36500

Job ID: 680-232195-1

Client Sample ID: AF56412

Lab Sample ID: 680-232195-38

Analyte	Result	Qualifier	RL	MDL	Unit	Dil Fac	D	Method	Prep Type
Lithium	64.6		50.0		ug/L	1		6010D	Dissolved
Calcium	698000		500		ug/L	1		6010D	Dissolved
Iron	1420		100		ug/L	1		6010D	Dissolved
Magnesium	29900		500		ug/L	1		6010D	Dissolved
Potassium	7230		1000		ug/L	1		6010D	Dissolved
Sodium	107000		2000		ug/L	1		6010D	Dissolved
Arsenic	6.71		3.00		ug/L	1		6020B	Dissolved
Barium	158		5.00		ug/L	1		6020B	Dissolved

Client Sample ID: AF56413

Lab Sample ID: 680-232195-39

Analyte	Result	Qualifier	RL	MDL	Unit	Dil Fac	D	Method	Prep Type
Calcium	161000		500		ug/L	1		6010D	Dissolved
Iron	7850		100		ug/L	1		6010D	Dissolved
Magnesium	11100		500		ug/L	1		6010D	Dissolved
Potassium	4680		1000		ug/L	1		6010D	Dissolved
Sodium	71500		2000		ug/L	1		6010D	Dissolved
Barium	85.5		5.00		ug/L	1		6020B	Dissolved
Cobalt	0.955		0.500		ug/L	1		6020B	Dissolved

Client Sample ID: AF56430

Lab Sample ID: 680-232195-40

Analyte	Result	Qualifier	RL	MDL	Unit	Dil Fac	D	Method	Prep Type
Calcium	448000		500		ug/L	1		6010D	Dissolved
Iron	32200		100		ug/L	1		6010D	Dissolved
Magnesium	72300		500		ug/L	1		6010D	Dissolved
Potassium	6530		1000		ug/L	1		6010D	Dissolved
Sodium	87300		2000		ug/L	1		6010D	Dissolved
Barium	48.0		5.00		ug/L	1		6020B	Dissolved
Cobalt	6.15		0.500		ug/L	1		6020B	Dissolved

Client Sample ID: AF56406

Lab Sample ID: 680-232195-41

Analyte	Result	Qualifier	RL	MDL	Unit	Dil Fac	D	Method	Prep Type
Calcium	194000		500		ug/L	1		6010D	Dissolved
Iron	1380		100		ug/L	1		6010D	Dissolved
Magnesium	17000		500		ug/L	1		6010D	Dissolved
Potassium	4650		1000		ug/L	1		6010D	Dissolved
Sodium	43100		2000		ug/L	1		6010D	Dissolved
Aluminum	1740		100		ug/L	1		6020B	Dissolved
Barium	38.2		5.00		ug/L	1		6020B	Dissolved
Cobalt	1.83		0.500		ug/L	1		6020B	Dissolved
Zinc	40.6		20.0		ug/L	1		6020B	Dissolved

Client Sample ID: AF56407

Lab Sample ID: 680-232195-42

Analyte	Result	Qualifier	RL	MDL	Unit	Dil Fac	D	Method	Prep Type
Calcium	210000		500		ug/L	1		6010D	Dissolved
Iron	1430		100		ug/L	1		6010D	Dissolved
Magnesium	18500		500		ug/L	1		6010D	Dissolved
Potassium	5200		1000		ug/L	1		6010D	Dissolved
Sodium	46500		2000		ug/L	1		6010D	Dissolved
Aluminum	1590		100		ug/L	1		6020B	Dissolved

This Detection Summary does not include radiochemical test results.

Eurofins Savannah

Detection Summary

Client: South Carolina Public Service Authority
Project/Site: 125915/JM02.09.G01.1/36500

Job ID: 680-232195-1

Client Sample ID: AF56407 (Continued)

Lab Sample ID: 680-232195-42

Analyte	Result	Qualifier	RL	MDL	Unit	Dil Fac	D	Method	Prep Type
Barium	38.7		5.00		ug/L	1		6020B	Dissolved
Cobalt	2.01		0.500		ug/L	1		6020B	Dissolved
Zinc	28.0		20.0		ug/L	1		6020B	Dissolved

Client Sample ID: AF56418

Lab Sample ID: 680-232195-43

Analyte	Result	Qualifier	RL	MDL	Unit	Dil Fac	D	Method	Prep Type
Lithium	87.9		50.0		ug/L	1		6010D	Dissolved
Calcium	95500		500		ug/L	1		6010D	Dissolved
Iron	788		100		ug/L	1		6010D	Dissolved
Magnesium	7530		500		ug/L	1		6010D	Dissolved
Molybdenum	92.0		10.0		ug/L	1		6010D	Dissolved
Potassium	7660		1000		ug/L	1		6010D	Dissolved
Sodium	25300		2000		ug/L	1		6010D	Dissolved
Aluminum	130		100		ug/L	1		6020B	Dissolved
Arsenic	229		3.00		ug/L	1		6020B	Dissolved
Barium	133		5.00		ug/L	1		6020B	Dissolved
Cobalt	2.16		0.500		ug/L	1		6020B	Dissolved

Client Sample ID: AF56422

Lab Sample ID: 680-232195-44

Analyte	Result	Qualifier	RL	MDL	Unit	Dil Fac	D	Method	Prep Type
Calcium	248000		500		ug/L	1		6010D	Dissolved
Iron	6050		100		ug/L	1		6010D	Dissolved
Magnesium	8900		500		ug/L	1		6010D	Dissolved
Potassium	3850		1000		ug/L	1		6010D	Dissolved
Sodium	73300		2000		ug/L	1		6010D	Dissolved
Arsenic	3.54		3.00		ug/L	1		6020B	Dissolved
Barium	104		5.00		ug/L	1		6020B	Dissolved
Zinc	48.0		20.0		ug/L	1		6020B	Dissolved

This Detection Summary does not include radiochemical test results.

Eurofins Savannah

Client Sample Results

Client: South Carolina Public Service Authority
 Project/Site: 125915/JM02.09.G01.1/36500

Job ID: 680-232195-1

Client Sample ID: AF56421

Lab Sample ID: 680-232195-1

Date Collected: 03/01/23 14:41

Matrix: Water

Date Received: 03/17/23 10:30

Method: SW846 6010D - Metals (ICP) - Dissolved

Analyte	Result	Qualifier	RL	MDL	Unit	D	Prepared	Analyzed	Dil Fac
Lithium	50.0	U	50.0		ug/L		03/23/23 14:17	03/24/23 20:16	1
Calcium	99400		500		ug/L		03/24/23 14:44	03/24/23 19:56	1
Iron	3540		100		ug/L		03/24/23 14:44	03/24/23 19:56	1
Magnesium	14600		500		ug/L		03/24/23 14:44	03/24/23 19:56	1
Molybdenum	10.0	U	10.0		ug/L		03/24/23 14:44	03/24/23 19:56	1
Potassium	9160		1000		ug/L		03/24/23 14:44	03/24/23 19:56	1
Selenium	20.0	U	20.0		ug/L		03/24/23 14:44	03/24/23 19:56	1
Sodium	19200		2000		ug/L		03/24/23 14:44	03/24/23 19:56	1

Method: SW846 6020B - Metals (ICP/MS) - Dissolved

Analyte	Result	Qualifier	RL	MDL	Unit	D	Prepared	Analyzed	Dil Fac
Aluminum	127		100		ug/L		03/20/23 07:40	03/21/23 08:04	1
Antimony	5.00	U	5.00		ug/L		03/20/23 07:40	03/21/23 08:04	1
Arsenic	3.00	U	3.00		ug/L		03/20/23 07:40	03/21/23 08:04	1
Barium	33.3		5.00		ug/L		03/20/23 07:40	03/21/23 08:04	1
Beryllium	0.500	U	0.500		ug/L		03/20/23 07:40	03/21/23 08:04	1
Cadmium	0.500	U	0.500		ug/L		03/20/23 07:40	03/21/23 08:04	1
Chromium	5.00	U	5.00		ug/L		03/20/23 07:40	03/21/23 08:04	1
Cobalt	0.500	U	0.500		ug/L		03/20/23 07:40	03/21/23 08:04	1
Lead	2.50	U	2.50		ug/L		03/20/23 07:40	03/21/23 08:04	1
Nickel	5.00	U	5.00		ug/L		03/20/23 07:40	03/21/23 08:04	1
Silver	1.00	U	1.00		ug/L		03/20/23 07:40	03/21/23 08:04	1
Thallium	1.00	U	1.00		ug/L		03/20/23 07:40	03/21/23 08:04	1
Zinc	20.0	U	20.0		ug/L		03/20/23 07:40	03/21/23 08:04	1

Client Sample Results

Client: South Carolina Public Service Authority
 Project/Site: 125915/JM02.09.G01.1/36500

Job ID: 680-232195-1

Client Sample ID: AF56424

Lab Sample ID: 680-232195-2

Date Collected: 03/01/23 13:37

Matrix: Water

Date Received: 03/17/23 10:30

Method: SW846 6010D - Metals (ICP) - Dissolved

Analyte	Result	Qualifier	RL	MDL	Unit	D	Prepared	Analyzed	Dil Fac
Lithium	50.0	U	50.0		ug/L		03/23/23 14:17	03/24/23 20:20	1
Calcium	175000		500		ug/L		03/24/23 14:44	03/24/23 20:00	1
Iron	269		100		ug/L		03/24/23 14:44	03/24/23 20:00	1
Magnesium	13100		500		ug/L		03/24/23 14:44	03/24/23 20:00	1
Molybdenum	10.0	U	10.0		ug/L		03/24/23 14:44	03/24/23 20:00	1
Potassium	5550		1000		ug/L		03/24/23 14:44	03/24/23 20:00	1
Selenium	20.0	U	20.0		ug/L		03/24/23 14:44	03/24/23 20:00	1
Sodium	34700		2000		ug/L		03/24/23 14:44	03/24/23 20:00	1

Method: SW846 6020B - Metals (ICP/MS) - Dissolved

Analyte	Result	Qualifier	RL	MDL	Unit	D	Prepared	Analyzed	Dil Fac
Aluminum	100	U	100		ug/L		03/20/23 07:40	03/21/23 08:08	1
Antimony	5.00	U	5.00		ug/L		03/20/23 07:40	03/21/23 08:08	1
Arsenic	3.00	U	3.00		ug/L		03/20/23 07:40	03/21/23 08:08	1
Barium	9.67		5.00		ug/L		03/20/23 07:40	03/21/23 08:08	1
Beryllium	0.500	U	0.500		ug/L		03/20/23 07:40	03/21/23 08:08	1
Cadmium	0.500	U	0.500		ug/L		03/20/23 07:40	03/21/23 08:08	1
Chromium	5.00	U	5.00		ug/L		03/20/23 07:40	03/21/23 08:08	1
Cobalt	0.500	U	0.500		ug/L		03/20/23 07:40	03/21/23 08:08	1
Lead	2.50	U	2.50		ug/L		03/20/23 07:40	03/21/23 08:08	1
Nickel	5.00	U	5.00		ug/L		03/20/23 07:40	03/21/23 08:08	1
Silver	1.00	U	1.00		ug/L		03/20/23 07:40	03/21/23 08:08	1
Thallium	1.00	U	1.00		ug/L		03/20/23 07:40	03/21/23 08:08	1
Zinc	20.0	U	20.0		ug/L		03/20/23 07:40	03/21/23 08:08	1

Client Sample Results

Client: South Carolina Public Service Authority
 Project/Site: 125915/JM02.09.G01.1/36500

Job ID: 680-232195-1

Client Sample ID: AF56439

Lab Sample ID: 680-232195-3

Date Collected: 03/01/23 10:22

Matrix: Water

Date Received: 03/17/23 10:30

Method: SW846 6010D - Metals (ICP) - Dissolved

Analyte	Result	Qualifier	RL	MDL	Unit	D	Prepared	Analyzed	Dil Fac
Lithium	50.0	U	50.0		ug/L		03/23/23 14:17	03/24/23 20:25	1
Calcium	126000		500		ug/L		03/24/23 14:44	03/24/23 20:03	1
Iron	7900		100		ug/L		03/24/23 14:44	03/24/23 20:03	1
Magnesium	13000		500		ug/L		03/24/23 14:44	03/24/23 20:03	1
Molybdenum	10.0	U	10.0		ug/L		03/24/23 14:44	03/24/23 20:03	1
Potassium	6990		1000		ug/L		03/24/23 14:44	03/24/23 20:03	1
Selenium	20.0	U	20.0		ug/L		03/24/23 14:44	03/24/23 20:03	1
Sodium	35800		2000		ug/L		03/24/23 14:44	03/24/23 20:03	1

Method: SW846 6020B - Metals (ICP/MS) - Dissolved

Analyte	Result	Qualifier	RL	MDL	Unit	D	Prepared	Analyzed	Dil Fac
Aluminum	850		100		ug/L		03/20/23 07:40	03/21/23 08:12	1
Antimony	5.00	U	5.00		ug/L		03/20/23 07:40	03/21/23 08:12	1
Arsenic	40.1		3.00		ug/L		03/20/23 07:40	03/21/23 08:12	1
Barium	90.0		5.00		ug/L		03/20/23 07:40	03/21/23 08:12	1
Beryllium	0.500	U	0.500		ug/L		03/20/23 07:40	03/21/23 08:12	1
Cadmium	0.500	U	0.500		ug/L		03/20/23 07:40	03/21/23 08:12	1
Chromium	5.00	U	5.00		ug/L		03/20/23 07:40	03/21/23 08:12	1
Cobalt	6.59		0.500		ug/L		03/20/23 07:40	03/21/23 08:12	1
Lead	2.50	U	2.50		ug/L		03/20/23 07:40	03/21/23 08:12	1
Nickel	5.00	U	5.00		ug/L		03/20/23 07:40	03/21/23 08:12	1
Silver	1.00	U	1.00		ug/L		03/20/23 07:40	03/21/23 08:12	1
Thallium	1.00	U	1.00		ug/L		03/20/23 07:40	03/21/23 08:12	1
Zinc	43.1		20.0		ug/L		03/20/23 07:40	03/21/23 08:12	1

Client Sample Results

Client: South Carolina Public Service Authority
 Project/Site: 125915/JM02.09.G01.1/36500

Job ID: 680-232195-1

Client Sample ID: AF56441

Lab Sample ID: 680-232195-4

Date Collected: 03/01/23 11:45

Matrix: Water

Date Received: 03/17/23 10:30

Method: SW846 6010D - Metals (ICP) - Dissolved

Analyte	Result	Qualifier	RL	MDL	Unit	D	Prepared	Analyzed	Dil Fac
Lithium	140		50.0		ug/L		03/23/23 14:17	03/24/23 20:30	1
Calcium	174000		500		ug/L		03/24/23 14:44	03/24/23 20:06	1
Iron	4580		100		ug/L		03/24/23 14:44	03/24/23 20:06	1
Magnesium	9730		500		ug/L		03/24/23 14:44	03/24/23 20:06	1
Molybdenum	10.0	U	10.0		ug/L		03/24/23 14:44	03/24/23 20:06	1
Potassium	5050		1000		ug/L		03/24/23 14:44	03/24/23 20:06	1
Selenium	20.0	U	20.0		ug/L		03/24/23 14:44	03/24/23 20:06	1
Sodium	22900		2000		ug/L		03/24/23 14:44	03/24/23 20:06	1

Method: SW846 6020B - Metals (ICP/MS) - Dissolved

Analyte	Result	Qualifier	RL	MDL	Unit	D	Prepared	Analyzed	Dil Fac
Aluminum	100	U	100		ug/L		03/20/23 07:40	03/21/23 08:16	1
Antimony	5.00	U	5.00		ug/L		03/20/23 07:40	03/21/23 08:16	1
Arsenic	177		3.00		ug/L		03/20/23 07:40	03/21/23 08:16	1
Barium	76.2		5.00		ug/L		03/20/23 07:40	03/21/23 08:16	1
Beryllium	0.500	U	0.500		ug/L		03/20/23 07:40	03/21/23 08:16	1
Cadmium	0.500	U	0.500		ug/L		03/20/23 07:40	03/21/23 08:16	1
Chromium	5.00	U	5.00		ug/L		03/20/23 07:40	03/21/23 08:16	1
Cobalt	0.500	U	0.500		ug/L		03/20/23 07:40	03/21/23 08:16	1
Lead	2.50	U	2.50		ug/L		03/20/23 07:40	03/21/23 08:16	1
Nickel	5.00	U	5.00		ug/L		03/20/23 07:40	03/21/23 08:16	1
Silver	1.00	U	1.00		ug/L		03/20/23 07:40	03/21/23 08:16	1
Thallium	1.00	U	1.00		ug/L		03/20/23 07:40	03/21/23 08:16	1
Zinc	20.0	U	20.0		ug/L		03/20/23 07:40	03/21/23 08:16	1

Client Sample Results

Client: South Carolina Public Service Authority
 Project/Site: 125915/JM02.09.G01.1/36500

Job ID: 680-232195-1

Client Sample ID: AF56414

Lab Sample ID: 680-232195-5

Date Collected: 03/02/23 12:46

Matrix: Water

Date Received: 03/17/23 10:30

Method: SW846 6010D - Metals (ICP) - Dissolved

Analyte	Result	Qualifier	RL	MDL	Unit	D	Prepared	Analyzed	Dil Fac
Lithium	63.0		50.0		ug/L		03/23/23 14:17	03/24/23 20:34	1
Calcium	443000		500		ug/L		03/24/23 14:44	03/24/23 20:09	1
Iron	21800		100		ug/L		03/24/23 14:44	03/24/23 20:09	1
Magnesium	43600		500		ug/L		03/24/23 14:44	03/24/23 20:09	1
Molybdenum	10.0	U	10.0		ug/L		03/24/23 14:44	03/24/23 20:09	1
Potassium	6180		1000		ug/L		03/24/23 14:44	03/24/23 20:09	1
Selenium	20.0	U	20.0		ug/L		03/24/23 14:44	03/24/23 20:09	1
Sodium	94600		2000		ug/L		03/24/23 14:44	03/24/23 20:09	1

Method: SW846 6020B - Metals (ICP/MS) - Dissolved

Analyte	Result	Qualifier	RL	MDL	Unit	D	Prepared	Analyzed	Dil Fac
Aluminum	100	U	100		ug/L		03/20/23 07:40	03/21/23 08:20	1
Antimony	5.00	U	5.00		ug/L		03/20/23 07:40	03/21/23 08:20	1
Arsenic	3.00	U	3.00		ug/L		03/20/23 07:40	03/21/23 08:20	1
Barium	367		5.00		ug/L		03/20/23 07:40	03/21/23 08:20	1
Beryllium	0.500	U	0.500		ug/L		03/20/23 07:40	03/21/23 08:20	1
Cadmium	0.500	U	0.500		ug/L		03/20/23 07:40	03/21/23 08:20	1
Chromium	5.00	U	5.00		ug/L		03/20/23 07:40	03/21/23 08:20	1
Cobalt	0.500	U	0.500		ug/L		03/20/23 07:40	03/21/23 08:20	1
Lead	2.50	U	2.50		ug/L		03/20/23 07:40	03/21/23 08:20	1
Nickel	5.00	U	5.00		ug/L		03/20/23 07:40	03/21/23 08:20	1
Silver	1.00	U	1.00		ug/L		03/20/23 07:40	03/21/23 08:20	1
Thallium	1.00	U	1.00		ug/L		03/20/23 07:40	03/21/23 08:20	1
Zinc	20.0	U	20.0		ug/L		03/20/23 07:40	03/21/23 08:20	1

Client Sample Results

Client: South Carolina Public Service Authority
 Project/Site: 125915/JM02.09.G01.1/36500

Job ID: 680-232195-1

Client Sample ID: AF56423

Lab Sample ID: 680-232195-6

Date Collected: 03/02/23 09:52

Matrix: Water

Date Received: 03/17/23 10:30

Method: SW846 6010D - Metals (ICP) - Dissolved

Analyte	Result	Qualifier	RL	MDL	Unit	D	Prepared	Analyzed	Dil Fac
Lithium	95.7		50.0		ug/L		03/23/23 14:17	03/24/23 20:39	1
Calcium	382000		500		ug/L		03/24/23 14:44	03/24/23 20:19	1
Iron	14000		100		ug/L		03/24/23 14:44	03/24/23 20:19	1
Magnesium	46400		500		ug/L		03/24/23 14:44	03/24/23 20:19	1
Molybdenum	10.0	U	10.0		ug/L		03/24/23 14:44	03/24/23 20:19	1
Potassium	11800		1000		ug/L		03/24/23 14:44	03/24/23 20:19	1
Selenium	20.0	U	20.0		ug/L		03/24/23 14:44	03/24/23 20:19	1
Sodium	85500		2000		ug/L		03/24/23 14:44	03/24/23 20:19	1

Method: SW846 6020B - Metals (ICP/MS) - Dissolved

Analyte	Result	Qualifier	RL	MDL	Unit	D	Prepared	Analyzed	Dil Fac
Aluminum	100	U	100		ug/L		03/20/23 07:40	03/21/23 08:24	1
Antimony	5.00	U	5.00		ug/L		03/20/23 07:40	03/21/23 08:24	1
Arsenic	307		3.00		ug/L		03/20/23 07:40	03/21/23 08:24	1
Barium	214		5.00		ug/L		03/20/23 07:40	03/21/23 08:24	1
Beryllium	0.500	U	0.500		ug/L		03/20/23 07:40	03/21/23 08:24	1
Cadmium	0.500	U	0.500		ug/L		03/20/23 07:40	03/21/23 08:24	1
Chromium	5.00	U	5.00		ug/L		03/20/23 07:40	03/21/23 08:24	1
Cobalt	0.500	U	0.500		ug/L		03/20/23 07:40	03/21/23 08:24	1
Lead	2.50	U	2.50		ug/L		03/20/23 07:40	03/21/23 08:24	1
Nickel	5.00	U	5.00		ug/L		03/20/23 07:40	03/21/23 08:24	1
Silver	1.00	U	1.00		ug/L		03/20/23 07:40	03/21/23 08:24	1
Thallium	1.00	U	1.00		ug/L		03/20/23 07:40	03/21/23 08:24	1
Zinc	20.0	U	20.0		ug/L		03/20/23 07:40	03/21/23 08:24	1

Client Sample Results

Client: South Carolina Public Service Authority
 Project/Site: 125915/JM02.09.G01.1/36500

Job ID: 680-232195-1

Client Sample ID: AF56428

Lab Sample ID: 680-232195-7

Date Collected: 03/02/23 10:56

Matrix: Water

Date Received: 03/17/23 10:30

Method: SW846 6010D - Metals (ICP) - Dissolved

Analyte	Result	Qualifier	RL	MDL	Unit	D	Prepared	Analyzed	Dil Fac
Lithium	50.0	U	50.0		ug/L		03/23/23 14:17	03/24/23 20:44	1
Calcium	95200		500		ug/L		03/24/23 14:44	03/24/23 20:22	1
Iron	76100		100		ug/L		03/24/23 14:44	03/24/23 20:22	1
Magnesium	21000		500		ug/L		03/24/23 14:44	03/24/23 20:22	1
Molybdenum	10.0	U	10.0		ug/L		03/24/23 14:44	03/24/23 20:22	1
Potassium	9830		1000		ug/L		03/24/23 14:44	03/24/23 20:22	1
Selenium	20.0	U	20.0		ug/L		03/24/23 14:44	03/24/23 20:22	1
Sodium	35400		2000		ug/L		03/24/23 14:44	03/24/23 20:22	1

Method: SW846 6020B - Metals (ICP/MS) - Dissolved

Analyte	Result	Qualifier	RL	MDL	Unit	D	Prepared	Analyzed	Dil Fac
Aluminum	100	U	100		ug/L		03/20/23 07:40	03/21/23 08:28	1
Antimony	5.00	U	5.00		ug/L		03/20/23 07:40	03/21/23 08:28	1
Arsenic	75.4		3.00		ug/L		03/20/23 07:40	03/21/23 08:28	1
Barium	108		5.00		ug/L		03/20/23 07:40	03/21/23 08:28	1
Beryllium	0.500	U	0.500		ug/L		03/20/23 07:40	03/21/23 08:28	1
Cadmium	0.500	U	0.500		ug/L		03/20/23 07:40	03/21/23 08:28	1
Chromium	5.00	U	5.00		ug/L		03/20/23 07:40	03/21/23 08:28	1
Cobalt	0.610		0.500		ug/L		03/20/23 07:40	03/21/23 08:28	1
Lead	2.50	U	2.50		ug/L		03/20/23 07:40	03/21/23 08:28	1
Nickel	5.00	U	5.00		ug/L		03/20/23 07:40	03/21/23 08:28	1
Silver	1.00	U	1.00		ug/L		03/20/23 07:40	03/21/23 08:28	1
Thallium	1.00	U	1.00		ug/L		03/20/23 07:40	03/21/23 08:28	1
Zinc	20.0	U	20.0		ug/L		03/20/23 07:40	03/21/23 08:28	1

Client Sample Results

Client: South Carolina Public Service Authority
 Project/Site: 125915/JM02.09.G01.1/36500

Job ID: 680-232195-1

Client Sample ID: AF56419

Lab Sample ID: 680-232195-8

Date Collected: 03/07/23 14:51

Matrix: Water

Date Received: 03/17/23 10:30

Method: SW846 6010D - Metals (ICP) - Dissolved

Analyte	Result	Qualifier	RL	MDL	Unit	D	Prepared	Analyzed	Dil Fac
Lithium	223		50.0		ug/L		03/23/23 14:17	03/24/23 20:48	1
Calcium	535000		500		ug/L		03/24/23 14:44	03/24/23 20:25	1
Iron	1430		100		ug/L		03/24/23 14:44	03/24/23 20:25	1
Magnesium	78800		500		ug/L		03/24/23 14:44	03/24/23 20:25	1
Molybdenum	55.9		10.0		ug/L		03/24/23 14:44	03/24/23 20:25	1
Potassium	19700		1000		ug/L		03/24/23 14:44	03/24/23 20:25	1
Selenium	20.0	U	20.0		ug/L		03/24/23 14:44	03/24/23 20:25	1
Sodium	41700		2000		ug/L		03/24/23 14:44	03/24/23 20:25	1

Method: SW846 6020B - Metals (ICP/MS) - Dissolved

Analyte	Result	Qualifier	RL	MDL	Unit	D	Prepared	Analyzed	Dil Fac
Aluminum	100	U	100		ug/L		03/20/23 07:40	03/21/23 08:33	1
Antimony	5.00	U	5.00		ug/L		03/20/23 07:40	03/21/23 08:33	1
Arsenic	103		3.00		ug/L		03/20/23 07:40	03/21/23 08:33	1
Barium	71.5		5.00		ug/L		03/20/23 07:40	03/21/23 08:33	1
Beryllium	0.500	U	0.500		ug/L		03/20/23 07:40	03/21/23 08:33	1
Cadmium	0.500	U	0.500		ug/L		03/20/23 07:40	03/21/23 08:33	1
Chromium	5.00	U	5.00		ug/L		03/20/23 07:40	03/21/23 08:33	1
Cobalt	1.26		0.500		ug/L		03/20/23 07:40	03/21/23 08:33	1
Lead	2.50	U	2.50		ug/L		03/20/23 07:40	03/21/23 08:33	1
Nickel	5.00	U	5.00		ug/L		03/20/23 07:40	03/21/23 08:33	1
Silver	1.00	U	1.00		ug/L		03/20/23 07:40	03/21/23 08:33	1
Thallium	1.00	U	1.00		ug/L		03/20/23 07:40	03/21/23 08:33	1
Zinc	20.0	U	20.0		ug/L		03/20/23 07:40	03/21/23 08:33	1

Client Sample Results

Client: South Carolina Public Service Authority
 Project/Site: 125915/JM02.09.G01.1/36500

Job ID: 680-232195-1

Client Sample ID: AF56425

Lab Sample ID: 680-232195-9

Date Collected: 03/07/23 12:49

Matrix: Water

Date Received: 03/17/23 10:30

Method: SW846 6010D - Metals (ICP) - Dissolved

Analyte	Result	Qualifier	RL	MDL	Unit	D	Prepared	Analyzed	Dil Fac
Lithium	50.0	U	50.0		ug/L		03/23/23 14:17	03/24/23 20:53	1
Calcium	247000		500		ug/L		03/24/23 14:44	03/24/23 20:29	1
Iron	1290		100		ug/L		03/24/23 14:44	03/24/23 20:29	1
Magnesium	35800		500		ug/L		03/24/23 14:44	03/24/23 20:29	1
Molybdenum	19.3		10.0		ug/L		03/24/23 14:44	03/24/23 20:29	1
Potassium	13000		1000		ug/L		03/24/23 14:44	03/24/23 20:29	1
Selenium	20.0	U	20.0		ug/L		03/24/23 14:44	03/24/23 20:29	1
Sodium	68500		2000		ug/L		03/24/23 14:44	03/24/23 20:29	1

Method: SW846 6020B - Metals (ICP/MS) - Dissolved

Analyte	Result	Qualifier	RL	MDL	Unit	D	Prepared	Analyzed	Dil Fac
Aluminum	100	U	100		ug/L		03/20/23 07:40	03/21/23 08:37	1
Antimony	5.00	U	5.00		ug/L		03/20/23 07:40	03/21/23 08:37	1
Arsenic	3.00	U	3.00		ug/L		03/20/23 07:40	03/21/23 08:37	1
Barium	42.8		5.00		ug/L		03/20/23 07:40	03/21/23 08:37	1
Beryllium	0.500	U	0.500		ug/L		03/20/23 07:40	03/21/23 08:37	1
Cadmium	0.500	U	0.500		ug/L		03/20/23 07:40	03/21/23 08:37	1
Chromium	5.00	U	5.00		ug/L		03/20/23 07:40	03/21/23 08:37	1
Cobalt	0.500	U	0.500		ug/L		03/20/23 07:40	03/21/23 08:37	1
Lead	2.50	U	2.50		ug/L		03/20/23 07:40	03/21/23 08:37	1
Nickel	5.00	U	5.00		ug/L		03/20/23 07:40	03/21/23 08:37	1
Silver	1.00	U	1.00		ug/L		03/20/23 07:40	03/21/23 08:37	1
Thallium	1.00	U	1.00		ug/L		03/20/23 07:40	03/21/23 08:37	1
Zinc	20.0	U	20.0		ug/L		03/20/23 07:40	03/21/23 08:37	1

Client Sample Results

Client: South Carolina Public Service Authority
 Project/Site: 125915/JM02.09.G01.1/36500

Job ID: 680-232195-1

Client Sample ID: AF56426

Lab Sample ID: 680-232195-10

Date Collected: 03/07/23 10:22

Matrix: Water

Date Received: 03/17/23 10:30

Method: SW846 6010D - Metals (ICP) - Dissolved

Analyte	Result	Qualifier	RL	MDL	Unit	D	Prepared	Analyzed	Dil Fac
Lithium	50.0	U	50.0		ug/L		03/23/23 14:17	03/24/23 21:12	1
Calcium	192000		500		ug/L		03/24/23 14:44	03/24/23 20:32	1
Iron	3230		100		ug/L		03/24/23 14:44	03/24/23 20:32	1
Magnesium	18700		500		ug/L		03/24/23 14:44	03/24/23 20:32	1
Molybdenum	10.0	U	10.0		ug/L		03/24/23 14:44	03/24/23 20:32	1
Potassium	11200		1000		ug/L		03/24/23 14:44	03/24/23 20:32	1
Selenium	20.0	U	20.0		ug/L		03/24/23 14:44	03/24/23 20:32	1
Sodium	127000		2000		ug/L		03/24/23 14:44	03/24/23 20:32	1

Method: SW846 6020B - Metals (ICP/MS) - Dissolved

Analyte	Result	Qualifier	RL	MDL	Unit	D	Prepared	Analyzed	Dil Fac
Aluminum	149		100		ug/L		03/20/23 07:40	03/21/23 08:41	1
Antimony	5.00	U	5.00		ug/L		03/20/23 07:40	03/21/23 08:41	1
Arsenic	3.00	U	3.00		ug/L		03/20/23 07:40	03/21/23 08:41	1
Barium	35.1		5.00		ug/L		03/20/23 07:40	03/21/23 08:41	1
Beryllium	0.500	U	0.500		ug/L		03/20/23 07:40	03/21/23 08:41	1
Cadmium	0.500	U	0.500		ug/L		03/20/23 07:40	03/21/23 08:41	1
Chromium	5.00	U	5.00		ug/L		03/20/23 07:40	03/21/23 08:41	1
Cobalt	0.500	U	0.500		ug/L		03/20/23 07:40	03/21/23 08:41	1
Lead	2.50	U	2.50		ug/L		03/20/23 07:40	03/21/23 08:41	1
Nickel	5.00	U	5.00		ug/L		03/20/23 07:40	03/21/23 08:41	1
Silver	1.00	U	1.00		ug/L		03/20/23 07:40	03/21/23 08:41	1
Thallium	1.00	U	1.00		ug/L		03/20/23 07:40	03/21/23 08:41	1
Zinc	20.0	U	20.0		ug/L		03/20/23 07:40	03/21/23 08:41	1

Client Sample Results

Client: South Carolina Public Service Authority
 Project/Site: 125915/JM02.09.G01.1/36500

Job ID: 680-232195-1

Client Sample ID: AF56427

Lab Sample ID: 680-232195-11

Date Collected: 03/07/23 10:27

Matrix: Water

Date Received: 03/17/23 10:30

Method: SW846 6010D - Metals (ICP) - Dissolved

Analyte	Result	Qualifier	RL	MDL	Unit	D	Prepared	Analyzed	Dil Fac
Lithium	50.0	U	50.0		ug/L		03/23/23 14:17	03/24/23 21:16	1
Calcium	382000		500		ug/L		03/24/23 14:44	03/24/23 20:35	1
Iron	41600		100		ug/L		03/24/23 14:44	03/24/23 20:35	1
Magnesium	27600		500		ug/L		03/24/23 14:44	03/24/23 20:35	1
Molybdenum	10.0	U	10.0		ug/L		03/24/23 14:44	03/24/23 20:35	1
Potassium	2620		1000		ug/L		03/24/23 14:44	03/24/23 20:35	1
Selenium	20.0	U	20.0		ug/L		03/24/23 14:44	03/24/23 20:35	1
Sodium	121000		2000		ug/L		03/24/23 14:44	03/24/23 20:35	1

Method: SW846 6020B - Metals (ICP/MS) - Dissolved

Analyte	Result	Qualifier	RL	MDL	Unit	D	Prepared	Analyzed	Dil Fac
Aluminum	156		100		ug/L		03/20/23 07:40	03/21/23 08:53	1
Antimony	5.00	U	5.00		ug/L		03/20/23 07:40	03/21/23 08:53	1
Arsenic	3.00	U	3.00		ug/L		03/20/23 07:40	03/21/23 08:53	1
Barium	35.8		5.00		ug/L		03/20/23 07:40	03/21/23 08:53	1
Beryllium	0.500	U	0.500		ug/L		03/20/23 07:40	03/21/23 08:53	1
Cadmium	0.500	U	0.500		ug/L		03/20/23 07:40	03/21/23 08:53	1
Chromium	5.00	U	5.00		ug/L		03/20/23 07:40	03/21/23 08:53	1
Cobalt	0.500	U	0.500		ug/L		03/20/23 07:40	03/21/23 08:53	1
Lead	2.50	U	2.50		ug/L		03/20/23 07:40	03/21/23 08:53	1
Nickel	5.00	U	5.00		ug/L		03/20/23 07:40	03/21/23 08:53	1
Silver	1.00	U	1.00		ug/L		03/20/23 07:40	03/21/23 08:53	1
Thallium	1.00	U	1.00		ug/L		03/20/23 07:40	03/21/23 08:53	1
Zinc	20.0	U	20.0		ug/L		03/20/23 07:40	03/21/23 08:53	1

Client Sample Results

Client: South Carolina Public Service Authority
 Project/Site: 125915/JM02.09.G01.1/36500

Job ID: 680-232195-1

Client Sample ID: AF56408

Lab Sample ID: 680-232195-12

Date Collected: 03/08/23 13:38

Matrix: Water

Date Received: 03/17/23 10:30

Method: SW846 6010D - Metals (ICP) - Dissolved

Analyte	Result	Qualifier	RL	MDL	Unit	D	Prepared	Analyzed	Dil Fac
Lithium	50.0	U	50.0		ug/L		03/23/23 14:17	03/24/23 21:21	1
Calcium	21000		500		ug/L		03/24/23 14:44	03/24/23 20:38	1
Iron	256		100		ug/L		03/24/23 14:44	03/24/23 20:38	1
Magnesium	1650		500		ug/L		03/24/23 14:44	03/24/23 20:38	1
Molybdenum	10.0	U	10.0		ug/L		03/24/23 14:44	03/24/23 20:38	1
Potassium	1000	U	1000		ug/L		03/24/23 14:44	03/24/23 20:38	1
Selenium	20.0	U	20.0		ug/L		03/24/23 14:44	03/24/23 20:38	1
Sodium	4330		2000		ug/L		03/24/23 14:44	03/24/23 20:38	1

Method: SW846 6020B - Metals (ICP/MS) - Dissolved

Analyte	Result	Qualifier	RL	MDL	Unit	D	Prepared	Analyzed	Dil Fac
Aluminum	100	U	100		ug/L		03/20/23 07:40	03/21/23 08:57	1
Antimony	5.00	U	5.00		ug/L		03/20/23 07:40	03/21/23 08:57	1
Arsenic	3.00	U	3.00		ug/L		03/20/23 07:40	03/21/23 08:57	1
Barium	251		5.00		ug/L		03/20/23 07:40	03/21/23 08:57	1
Beryllium	0.500	U	0.500		ug/L		03/20/23 07:40	03/21/23 08:57	1
Cadmium	0.500	U	0.500		ug/L		03/20/23 07:40	03/21/23 08:57	1
Chromium	40.5		5.00		ug/L		03/20/23 07:40	03/21/23 08:57	1
Cobalt	0.575		0.500		ug/L		03/20/23 07:40	03/21/23 08:57	1
Lead	2.50	U	2.50		ug/L		03/20/23 07:40	03/21/23 08:57	1
Nickel	5.00	U	5.00		ug/L		03/20/23 07:40	03/21/23 08:57	1
Silver	1.00	U	1.00		ug/L		03/20/23 07:40	03/21/23 08:57	1
Thallium	1.00	U	1.00		ug/L		03/20/23 07:40	03/21/23 08:57	1
Zinc	53.9		20.0		ug/L		03/20/23 07:40	03/21/23 08:57	1

Client Sample Results

Client: South Carolina Public Service Authority
 Project/Site: 125915/JM02.09.G01.1/36500

Job ID: 680-232195-1

Client Sample ID: AF56415

Lab Sample ID: 680-232195-13

Date Collected: 03/08/23 15:13

Matrix: Water

Date Received: 03/17/23 10:30

Method: SW846 6010D - Metals (ICP) - Dissolved

Analyte	Result	Qualifier	RL	MDL	Unit	D	Prepared	Analyzed	Dil Fac
Lithium	50.0	U	50.0		ug/L		03/23/23 14:17	03/24/23 21:26	1
Calcium	19600		500		ug/L		03/24/23 14:44	03/24/23 20:42	1
Iron	213		100		ug/L		03/24/23 14:44	03/24/23 20:42	1
Magnesium	1630		500		ug/L		03/24/23 14:44	03/24/23 20:42	1
Molybdenum	10.0	U	10.0		ug/L		03/24/23 14:44	03/24/23 20:42	1
Potassium	1000	U	1000		ug/L		03/24/23 14:44	03/24/23 20:42	1
Selenium	20.0	U	20.0		ug/L		03/24/23 14:44	03/24/23 20:42	1
Sodium	4310		2000		ug/L		03/24/23 14:44	03/24/23 20:42	1

Method: SW846 6020B - Metals (ICP/MS) - Dissolved

Analyte	Result	Qualifier	RL	MDL	Unit	D	Prepared	Analyzed	Dil Fac
Aluminum	100	U	100		ug/L		03/20/23 07:40	03/21/23 09:01	1
Antimony	5.00	U	5.00		ug/L		03/20/23 07:40	03/21/23 09:01	1
Arsenic	3.00	U	3.00		ug/L		03/20/23 07:40	03/21/23 09:01	1
Barium	76.3		5.00		ug/L		03/20/23 07:40	03/21/23 09:01	1
Beryllium	0.500	U	0.500		ug/L		03/20/23 07:40	03/21/23 09:01	1
Cadmium	0.500	U	0.500		ug/L		03/20/23 07:40	03/21/23 09:01	1
Chromium	5.00	U	5.00		ug/L		03/20/23 07:40	03/21/23 09:01	1
Cobalt	0.500	U	0.500		ug/L		03/20/23 07:40	03/21/23 09:01	1
Lead	2.50	U	2.50		ug/L		03/20/23 07:40	03/21/23 09:01	1
Nickel	5.00	U	5.00		ug/L		03/20/23 07:40	03/21/23 09:01	1
Silver	1.00	U	1.00		ug/L		03/20/23 07:40	03/21/23 09:01	1
Thallium	1.00	U	1.00		ug/L		03/20/23 07:40	03/21/23 09:01	1
Zinc	30.6		20.0		ug/L		03/20/23 07:40	03/21/23 09:01	1

Client Sample Results

Client: South Carolina Public Service Authority
 Project/Site: 125915/JM02.09.G01.1/36500

Job ID: 680-232195-1

Client Sample ID: AF56416

Lab Sample ID: 680-232195-14

Date Collected: 03/08/23 10:09

Matrix: Water

Date Received: 03/17/23 10:30

Method: SW846 6010D - Metals (ICP) - Dissolved

Analyte	Result	Qualifier	RL	MDL	Unit	D	Prepared	Analyzed	Dil Fac
Lithium	50.0	U	50.0		ug/L		03/23/23 14:17	03/24/23 21:31	1
Calcium	66800		500		ug/L		03/24/23 14:44	03/24/23 20:45	1
Iron	891		100		ug/L		03/24/23 14:44	03/24/23 20:45	1
Magnesium	2920		500		ug/L		03/24/23 14:44	03/24/23 20:45	1
Molybdenum	10.0	U	10.0		ug/L		03/24/23 14:44	03/24/23 20:45	1
Potassium	2190		1000		ug/L		03/24/23 14:44	03/24/23 20:45	1
Selenium	20.0	U	20.0		ug/L		03/24/23 14:44	03/24/23 20:45	1
Sodium	11100		2000		ug/L		03/24/23 14:44	03/24/23 20:45	1

Method: SW846 6020B - Metals (ICP/MS) - Dissolved

Analyte	Result	Qualifier	RL	MDL	Unit	D	Prepared	Analyzed	Dil Fac
Aluminum	100	U	100		ug/L		03/20/23 07:40	03/21/23 09:05	1
Antimony	5.00	U	5.00		ug/L		03/20/23 07:40	03/21/23 09:05	1
Arsenic	74.8		3.00		ug/L		03/20/23 07:40	03/21/23 09:05	1
Barium	42.0		5.00		ug/L		03/20/23 07:40	03/21/23 09:05	1
Beryllium	0.500	U	0.500		ug/L		03/20/23 07:40	03/21/23 09:05	1
Cadmium	0.500	U	0.500		ug/L		03/20/23 07:40	03/21/23 09:05	1
Chromium	5.00	U	5.00		ug/L		03/20/23 07:40	03/21/23 09:05	1
Cobalt	0.500	U	0.500		ug/L		03/20/23 07:40	03/21/23 09:05	1
Lead	2.50	U	2.50		ug/L		03/20/23 07:40	03/21/23 09:05	1
Nickel	5.00	U	5.00		ug/L		03/20/23 07:40	03/21/23 09:05	1
Silver	1.00	U	1.00		ug/L		03/20/23 07:40	03/21/23 09:05	1
Thallium	1.00	U	1.00		ug/L		03/20/23 07:40	03/21/23 09:05	1
Zinc	182		20.0		ug/L		03/20/23 07:40	03/21/23 09:05	1

Client Sample Results

Client: South Carolina Public Service Authority
 Project/Site: 125915/JM02.09.G01.1/36500

Job ID: 680-232195-1

Client Sample ID: AF56417

Lab Sample ID: 680-232195-15

Date Collected: 03/08/23 10:14

Matrix: Water

Date Received: 03/17/23 10:30

Method: SW846 6010D - Metals (ICP) - Dissolved

Analyte	Result	Qualifier	RL	MDL	Unit	D	Prepared	Analyzed	Dil Fac
Lithium	50.0	U	50.0		ug/L		03/23/23 14:17	03/24/23 21:35	1
Calcium	270000		500		ug/L		03/20/23 09:01	03/21/23 19:12	1
Iron	1940		100		ug/L		03/20/23 09:01	03/21/23 19:12	1
Magnesium	38900		500		ug/L		03/20/23 09:01	03/21/23 19:12	1
Molybdenum	21.2		10.0		ug/L		03/20/23 09:01	03/21/23 19:12	1
Potassium	14100		1000		ug/L		03/20/23 09:01	03/21/23 19:12	1
Selenium	20.0	U	20.0		ug/L		03/20/23 09:01	03/21/23 19:12	1
Sodium	72300		2000		ug/L		03/20/23 09:01	03/21/23 19:12	1

Method: SW846 6020B - Metals (ICP/MS) - Dissolved

Analyte	Result	Qualifier	RL	MDL	Unit	D	Prepared	Analyzed	Dil Fac
Aluminum	100	U	100		ug/L		03/20/23 09:01	03/21/23 16:07	1
Antimony	5.00	U	5.00		ug/L		03/20/23 09:01	03/21/23 16:07	1
Arsenic	84.0		3.00		ug/L		03/20/23 09:01	03/21/23 16:07	1
Barium	50.0		5.00		ug/L		03/20/23 09:01	03/21/23 16:07	1
Beryllium	0.500	U	0.500		ug/L		03/20/23 09:01	03/21/23 16:07	1
Cadmium	0.500	U	0.500		ug/L		03/20/23 09:01	03/21/23 16:07	1
Chromium	5.00	U	5.00		ug/L		03/20/23 09:01	03/21/23 16:07	1
Cobalt	0.500	U	0.500		ug/L		03/20/23 09:01	03/21/23 16:07	1
Lead	2.50	U	2.50		ug/L		03/20/23 09:01	03/21/23 16:07	1
Nickel	5.00	U	5.00		ug/L		03/20/23 09:01	03/21/23 16:07	1
Silver	1.00	U	1.00		ug/L		03/20/23 09:01	03/21/23 16:07	1
Thallium	1.00	U	1.00		ug/L		03/20/23 09:01	03/21/23 16:07	1
Zinc	20.0	U	20.0		ug/L		03/20/23 09:01	03/21/23 16:07	1

Client Sample Results

Client: South Carolina Public Service Authority
 Project/Site: 125915/JM02.09.G01.1/36500

Job ID: 680-232195-1

Client Sample ID: AF56429

Lab Sample ID: 680-232195-16

Date Collected: 03/08/23 12:12

Matrix: Water

Date Received: 03/17/23 10:30

Method: SW846 6010D - Metals (ICP) - Dissolved

Analyte	Result	Qualifier	RL	MDL	Unit	D	Prepared	Analyzed	Dil Fac
Lithium	50.0	U	50.0		ug/L		03/23/23 14:17	03/24/23 21:40	1
Calcium	74200		500		ug/L		03/20/23 09:01	03/21/23 19:22	1
Iron	92900		100		ug/L		03/20/23 09:01	03/21/23 19:22	1
Magnesium	26000		500		ug/L		03/20/23 09:01	03/21/23 19:22	1
Molybdenum	10.0	U	10.0		ug/L		03/20/23 09:01	03/21/23 19:22	1
Potassium	1000	U	1000		ug/L		03/20/23 09:01	03/21/23 19:22	1
Selenium	20.0	U	20.0		ug/L		03/20/23 09:01	03/21/23 19:22	1
Sodium	82900		2000		ug/L		03/20/23 09:01	03/21/23 19:22	1

Method: SW846 6020B - Metals (ICP/MS) - Dissolved

Analyte	Result	Qualifier	RL	MDL	Unit	D	Prepared	Analyzed	Dil Fac
Aluminum	2310		100		ug/L		03/20/23 09:01	03/21/23 16:19	1
Antimony	5.00	U	5.00		ug/L		03/20/23 09:01	03/21/23 16:19	1
Arsenic	3.00	U	3.00		ug/L		03/20/23 09:01	03/21/23 16:19	1
Barium	245		5.00		ug/L		03/20/23 09:01	03/21/23 16:19	1
Beryllium	0.965		0.500		ug/L		03/20/23 09:01	03/21/23 16:19	1
Cadmium	0.500	U	0.500		ug/L		03/20/23 09:01	03/21/23 16:19	1
Chromium	5.00	U	5.00		ug/L		03/20/23 09:01	03/21/23 16:19	1
Cobalt	19.1		0.500		ug/L		03/20/23 09:01	03/21/23 16:19	1
Lead	2.54		2.50		ug/L		03/20/23 09:01	03/21/23 16:19	1
Nickel	5.89		5.00		ug/L		03/20/23 09:01	03/21/23 16:19	1
Silver	1.00	U	1.00		ug/L		03/20/23 09:01	03/21/23 16:19	1
Thallium	1.00	U	1.00		ug/L		03/20/23 09:01	03/21/23 16:19	1
Zinc	20.0	U	20.0		ug/L		03/20/23 09:01	03/21/23 16:19	1

Client Sample Results

Client: South Carolina Public Service Authority
 Project/Site: 125915/JM02.09.G01.1/36500

Job ID: 680-232195-1

Client Sample ID: AF56394

Lab Sample ID: 680-232195-17

Date Collected: 02/14/23 12:33

Matrix: Water

Date Received: 03/17/23 10:30

Method: SW846 6010D - Metals (ICP) - Dissolved

Analyte	Result	Qualifier	RL	MDL	Unit	D	Prepared	Analyzed	Dil Fac
Lithium	50.0	U	50.0		ug/L		03/23/23 14:19	03/24/23 21:54	1
Calcium	11200		500		ug/L		03/20/23 09:01	03/21/23 19:25	1
Iron	3120		100		ug/L		03/20/23 09:01	03/21/23 19:25	1
Magnesium	1020		500		ug/L		03/20/23 09:01	03/21/23 19:25	1
Molybdenum	10.0	U	10.0		ug/L		03/20/23 09:01	03/21/23 19:25	1
Potassium	1000	U	1000		ug/L		03/20/23 09:01	03/21/23 19:25	1
Selenium	20.0	U	20.0		ug/L		03/20/23 09:01	03/21/23 19:25	1
Sodium	5650		2000		ug/L		03/20/23 09:01	03/21/23 19:25	1

Method: SW846 6020B - Metals (ICP/MS) - Dissolved

Analyte	Result	Qualifier	RL	MDL	Unit	D	Prepared	Analyzed	Dil Fac
Aluminum	1310		100		ug/L		03/20/23 09:01	03/21/23 16:23	1
Antimony	5.00	U	5.00		ug/L		03/20/23 09:01	03/21/23 16:23	1
Arsenic	5.22		3.00		ug/L		03/20/23 09:01	03/21/23 16:23	1
Barium	76.1		5.00		ug/L		03/20/23 09:01	03/21/23 16:23	1
Beryllium	0.500	U	0.500		ug/L		03/20/23 09:01	03/21/23 16:23	1
Cadmium	0.500	U	0.500		ug/L		03/20/23 09:01	03/21/23 16:23	1
Chromium	5.00	U	5.00		ug/L		03/20/23 09:01	03/21/23 16:23	1
Cobalt	0.765		0.500		ug/L		03/20/23 09:01	03/21/23 16:23	1
Lead	2.50	U	2.50		ug/L		03/20/23 09:01	03/21/23 16:23	1
Nickel	5.00	U	5.00		ug/L		03/20/23 09:01	03/21/23 16:23	1
Silver	1.00	U	1.00		ug/L		03/20/23 09:01	03/21/23 16:23	1
Thallium	1.00	U	1.00		ug/L		03/20/23 09:01	03/21/23 16:23	1
Zinc	23.6		20.0		ug/L		03/20/23 09:01	03/21/23 16:23	1

Client Sample Results

Client: South Carolina Public Service Authority
 Project/Site: 125915/JM02.09.G01.1/36500

Job ID: 680-232195-1

Client Sample ID: AF56331

Lab Sample ID: 680-232195-18

Date Collected: 02/14/23 13:51

Matrix: Water

Date Received: 03/17/23 10:30

Method: SW846 6010D - Metals (ICP) - Dissolved

Analyte	Result	Qualifier	RL	MDL	Unit	D	Prepared	Analyzed	Dil Fac
Lithium	50.0	U	50.0		ug/L		03/23/23 14:19	03/24/23 22:26	1
Calcium	3560		500		ug/L		03/20/23 09:01	03/21/23 19:29	1
Iron	100	U	100		ug/L		03/20/23 09:01	03/21/23 19:29	1
Magnesium	898		500		ug/L		03/20/23 09:01	03/21/23 19:29	1
Molybdenum	10.0	U	10.0		ug/L		03/20/23 09:01	03/21/23 19:29	1
Potassium	1000	U	1000		ug/L		03/20/23 09:01	03/21/23 19:29	1
Selenium	20.0	U	20.0		ug/L		03/20/23 09:01	03/21/23 19:29	1
Sodium	2720		2000		ug/L		03/20/23 09:01	03/21/23 19:29	1

Method: SW846 6020B - Metals (ICP/MS) - Dissolved

Analyte	Result	Qualifier	RL	MDL	Unit	D	Prepared	Analyzed	Dil Fac
Aluminum	793		100		ug/L		03/20/23 09:01	03/21/23 16:27	1
Antimony	5.00	U	5.00		ug/L		03/20/23 09:01	03/21/23 16:27	1
Arsenic	3.00	U	3.00		ug/L		03/20/23 09:01	03/21/23 16:27	1
Barium	30.1		5.00		ug/L		03/20/23 09:01	03/21/23 16:27	1
Beryllium	0.500	U	0.500		ug/L		03/20/23 09:01	03/21/23 16:27	1
Cadmium	0.500	U	0.500		ug/L		03/20/23 09:01	03/21/23 16:27	1
Chromium	5.00	U	5.00		ug/L		03/20/23 09:01	03/21/23 16:27	1
Cobalt	1.58		0.500		ug/L		03/20/23 09:01	03/21/23 16:27	1
Lead	2.50	U	2.50		ug/L		03/20/23 09:01	03/21/23 16:27	1
Nickel	5.00	U	5.00		ug/L		03/20/23 09:01	03/21/23 16:27	1
Silver	1.00	U	1.00		ug/L		03/20/23 09:01	03/21/23 16:27	1
Thallium	1.00	U	1.00		ug/L		03/20/23 09:01	03/21/23 16:27	1
Zinc	20.0	U	20.0		ug/L		03/20/23 09:01	03/21/23 16:27	1

Client Sample Results

Client: South Carolina Public Service Authority
 Project/Site: 125915/JM02.09.G01.1/36500

Job ID: 680-232195-1

Client Sample ID: AF56332

Lab Sample ID: 680-232195-19

Date Collected: 02/14/23 15:22

Matrix: Water

Date Received: 03/17/23 10:30

Method: SW846 6010D - Metals (ICP) - Dissolved

Analyte	Result	Qualifier	RL	MDL	Unit	D	Prepared	Analyzed	Dil Fac
Lithium	50.0	U	50.0		ug/L		03/23/23 14:19	03/24/23 22:35	1
Calcium	87900		500		ug/L		03/20/23 09:01	03/21/23 19:38	1
Iron	5240		100		ug/L		03/20/23 09:01	03/21/23 19:38	1
Magnesium	2750		500		ug/L		03/20/23 09:01	03/21/23 19:38	1
Molybdenum	10.0	U	10.0		ug/L		03/20/23 09:01	03/21/23 19:38	1
Potassium	2150		1000		ug/L		03/20/23 09:01	03/21/23 19:38	1
Selenium	20.0	U	20.0		ug/L		03/20/23 09:01	03/21/23 19:38	1
Sodium	11700		2000		ug/L		03/20/23 09:01	03/21/23 19:38	1

Method: SW846 6020B - Metals (ICP/MS) - Dissolved

Analyte	Result	Qualifier	RL	MDL	Unit	D	Prepared	Analyzed	Dil Fac
Aluminum	1300		100		ug/L		03/20/23 09:01	03/21/23 16:31	1
Antimony	5.00	U	5.00		ug/L		03/20/23 09:01	03/21/23 16:31	1
Arsenic	3.00	U	3.00		ug/L		03/20/23 09:01	03/21/23 16:31	1
Barium	102		5.00		ug/L		03/20/23 09:01	03/21/23 16:31	1
Beryllium	0.500	U	0.500		ug/L		03/20/23 09:01	03/21/23 16:31	1
Cadmium	0.500	U	0.500		ug/L		03/20/23 09:01	03/21/23 16:31	1
Chromium	5.00	U	5.00		ug/L		03/20/23 09:01	03/21/23 16:31	1
Cobalt	0.500	U	0.500		ug/L		03/20/23 09:01	03/21/23 16:31	1
Lead	2.50	U	2.50		ug/L		03/20/23 09:01	03/21/23 16:31	1
Nickel	5.00	U	5.00		ug/L		03/20/23 09:01	03/21/23 16:31	1
Silver	1.00	U	1.00		ug/L		03/20/23 09:01	03/21/23 16:31	1
Thallium	1.00	U	1.00		ug/L		03/20/23 09:01	03/21/23 16:31	1
Zinc	20.0	U	20.0		ug/L		03/20/23 09:01	03/21/23 16:31	1

Client Sample Results

Client: South Carolina Public Service Authority
 Project/Site: 125915/JM02.09.G01.1/36500

Job ID: 680-232195-1

Client Sample ID: AF56395

Lab Sample ID: 680-232195-20

Date Collected: 02/15/23 11:36

Matrix: Water

Date Received: 03/17/23 10:30

Method: SW846 6010D - Metals (ICP) - Dissolved

Analyte	Result	Qualifier	RL	MDL	Unit	D	Prepared	Analyzed	Dil Fac
Lithium	50.0	U	50.0		ug/L		03/23/23 14:19	03/24/23 22:39	1
Calcium	355000		500		ug/L		03/20/23 09:01	03/21/23 19:42	1
Iron	3970		100		ug/L		03/20/23 09:01	03/21/23 19:42	1
Magnesium	43700		500		ug/L		03/20/23 09:01	03/21/23 19:42	1
Molybdenum	10.0	U	10.0		ug/L		03/20/23 09:01	03/21/23 19:42	1
Potassium	9610		1000		ug/L		03/20/23 09:01	03/21/23 19:42	1
Selenium	20.0	U	20.0		ug/L		03/20/23 09:01	03/21/23 19:42	1
Sodium	71800		2000		ug/L		03/20/23 09:01	03/21/23 19:42	1

Method: SW846 6020B - Metals (ICP/MS) - Dissolved

Analyte	Result	Qualifier	RL	MDL	Unit	D	Prepared	Analyzed	Dil Fac
Aluminum	194		100		ug/L		03/20/23 09:01	03/21/23 16:35	1
Antimony	5.00	U	5.00		ug/L		03/20/23 09:01	03/21/23 16:35	1
Arsenic	11.5		3.00		ug/L		03/20/23 09:01	03/21/23 16:35	1
Barium	151		5.00		ug/L		03/20/23 09:01	03/21/23 16:35	1
Beryllium	1.46		0.500		ug/L		03/20/23 09:01	03/21/23 16:35	1
Cadmium	0.500	U	0.500		ug/L		03/20/23 09:01	03/21/23 16:35	1
Chromium	5.00	U	5.00		ug/L		03/20/23 09:01	03/21/23 16:35	1
Cobalt	18.5		0.500		ug/L		03/20/23 09:01	03/21/23 16:35	1
Lead	2.50	U	2.50		ug/L		03/20/23 09:01	03/21/23 16:35	1
Nickel	10.1		5.00		ug/L		03/20/23 09:01	03/21/23 16:35	1
Silver	1.00	U	1.00		ug/L		03/20/23 09:01	03/21/23 16:35	1
Thallium	1.00	U	1.00		ug/L		03/20/23 09:01	03/21/23 16:35	1
Zinc	20.0	U	20.0		ug/L		03/20/23 09:01	03/21/23 16:35	1

Client Sample Results

Client: South Carolina Public Service Authority
 Project/Site: 125915/JM02.09.G01.1/36500

Job ID: 680-232195-1

Client Sample ID: AF56396

Lab Sample ID: 680-232195-21

Date Collected: 02/15/23 13:21

Matrix: Water

Date Received: 03/17/23 10:30

Method: SW846 6010D - Metals (ICP) - Dissolved

Analyte	Result	Qualifier	RL	MDL	Unit	D	Prepared	Analyzed	Dil Fac
Lithium	50.0	U	50.0		ug/L		03/23/23 14:19	03/24/23 22:44	1
Calcium	226000		500		ug/L		03/20/23 09:01	03/21/23 19:51	1
Iron	23400		100		ug/L		03/20/23 09:01	03/21/23 19:51	1
Magnesium	14600		500		ug/L		03/20/23 09:01	03/21/23 19:51	1
Molybdenum	10.0	U	10.0		ug/L		03/20/23 09:01	03/21/23 19:51	1
Potassium	2050		1000		ug/L		03/20/23 09:01	03/21/23 19:51	1
Selenium	20.0	U	20.0		ug/L		03/20/23 09:01	03/21/23 19:51	1
Sodium	42400		2000		ug/L		03/20/23 09:01	03/21/23 19:51	1

Method: SW846 6020B - Metals (ICP/MS) - Dissolved

Analyte	Result	Qualifier	RL	MDL	Unit	D	Prepared	Analyzed	Dil Fac
Aluminum	100	U	100		ug/L		03/20/23 09:01	03/21/23 16:54	1
Antimony	5.00	U	5.00		ug/L		03/20/23 09:01	03/21/23 16:54	1
Arsenic	3.00	U	3.00		ug/L		03/20/23 09:01	03/22/23 08:24	1
Barium	149		5.00		ug/L		03/20/23 09:01	03/21/23 16:54	1
Beryllium	0.500	U	0.500		ug/L		03/20/23 09:01	03/21/23 16:54	1
Cadmium	0.500	U	0.500		ug/L		03/20/23 09:01	03/21/23 16:54	1
Chromium	5.00	U	5.00		ug/L		03/20/23 09:01	03/21/23 16:54	1
Cobalt	0.565		0.500		ug/L		03/20/23 09:01	03/21/23 16:54	1
Lead	2.50	U	2.50		ug/L		03/20/23 09:01	03/22/23 08:24	1
Nickel	5.00	U	5.00		ug/L		03/20/23 09:01	03/21/23 16:54	1
Silver	1.00	U	1.00		ug/L		03/20/23 09:01	03/21/23 16:54	1
Thallium	1.00	U	1.00		ug/L		03/20/23 09:01	03/22/23 08:24	1
Zinc	20.0	U	20.0		ug/L		03/20/23 09:01	03/21/23 16:54	1

Client Sample Results

Client: South Carolina Public Service Authority
 Project/Site: 125915/JM02.09.G01.1/36500

Job ID: 680-232195-1

Client Sample ID: AF56397

Lab Sample ID: 680-232195-22

Date Collected: 02/16/23 10:53

Matrix: Water

Date Received: 03/17/23 10:30

Method: SW846 6010D - Metals (ICP) - Dissolved

Analyte	Result	Qualifier	RL	MDL	Unit	D	Prepared	Analyzed	Dil Fac
Lithium	50.0	U	50.0		ug/L		03/23/23 14:19	03/24/23 22:49	1
Calcium	54900		500		ug/L		03/20/23 09:01	03/21/23 19:45	1
Iron	102		100		ug/L		03/20/23 09:01	03/21/23 19:45	1
Magnesium	3940		500		ug/L		03/20/23 09:01	03/21/23 19:45	1
Molybdenum	10.0	U	10.0		ug/L		03/20/23 09:01	03/21/23 19:45	1
Potassium	1830		1000		ug/L		03/20/23 09:01	03/21/23 19:45	1
Selenium	20.0	U	20.0		ug/L		03/20/23 09:01	03/21/23 19:45	1
Sodium	17100		2000		ug/L		03/20/23 09:01	03/21/23 19:45	1

Method: SW846 6020B - Metals (ICP/MS) - Dissolved

Analyte	Result	Qualifier	RL	MDL	Unit	D	Prepared	Analyzed	Dil Fac
Aluminum	100	U	100		ug/L		03/20/23 09:01	03/21/23 16:46	1
Antimony	5.00	U	5.00		ug/L		03/20/23 09:01	03/21/23 16:46	1
Arsenic	3.00	U	3.00		ug/L		03/20/23 09:01	03/22/23 08:16	1
Barium	34.2		5.00		ug/L		03/20/23 09:01	03/21/23 16:46	1
Beryllium	0.500	U	0.500		ug/L		03/20/23 09:01	03/21/23 16:46	1
Cadmium	0.500	U	0.500		ug/L		03/20/23 09:01	03/21/23 16:46	1
Chromium	5.00	U	5.00		ug/L		03/20/23 09:01	03/21/23 16:46	1
Cobalt	0.500	U	0.500		ug/L		03/20/23 09:01	03/21/23 16:46	1
Lead	2.50	U	2.50		ug/L		03/20/23 09:01	03/22/23 08:16	1
Nickel	5.00	U	5.00		ug/L		03/20/23 09:01	03/21/23 16:46	1
Silver	1.00	U	1.00		ug/L		03/20/23 09:01	03/21/23 16:46	1
Thallium	1.00	U	1.00		ug/L		03/20/23 09:01	03/22/23 08:16	1
Zinc	114		20.0		ug/L		03/20/23 09:01	03/21/23 16:46	1

Client Sample Results

Client: South Carolina Public Service Authority
 Project/Site: 125915/JM02.09.G01.1/36500

Job ID: 680-232195-1

Client Sample ID: AF56400

Lab Sample ID: 680-232195-23

Date Collected: 02/16/23 12:55

Matrix: Water

Date Received: 03/17/23 10:30

Method: SW846 6010D - Metals (ICP) - Dissolved

Analyte	Result	Qualifier	RL	MDL	Unit	D	Prepared	Analyzed	Dil Fac
Lithium	50.0	U	50.0		ug/L		03/23/23 14:19	03/24/23 22:53	1
Calcium	264000		500		ug/L		03/20/23 09:01	03/21/23 19:48	1
Iron	783		100		ug/L		03/20/23 09:01	03/21/23 19:48	1
Magnesium	3930		500		ug/L		03/20/23 09:01	03/21/23 19:48	1
Molybdenum	10.0	U	10.0		ug/L		03/20/23 09:01	03/21/23 19:48	1
Potassium	2390		1000		ug/L		03/20/23 09:01	03/21/23 19:48	1
Selenium	20.0	U	20.0		ug/L		03/20/23 09:01	03/21/23 19:48	1
Sodium	13900		2000		ug/L		03/20/23 09:01	03/21/23 19:48	1

Method: SW846 6020B - Metals (ICP/MS) - Dissolved

Analyte	Result	Qualifier	RL	MDL	Unit	D	Prepared	Analyzed	Dil Fac
Aluminum	100	U	100		ug/L		03/20/23 09:01	03/21/23 16:50	1
Antimony	5.00	U	5.00		ug/L		03/20/23 09:01	03/21/23 16:50	1
Arsenic	3.00	U	3.00		ug/L		03/20/23 09:01	03/22/23 08:20	1
Barium	46.4		5.00		ug/L		03/20/23 09:01	03/21/23 16:50	1
Beryllium	0.500	U	0.500		ug/L		03/20/23 09:01	03/21/23 16:50	1
Cadmium	0.500	U	0.500		ug/L		03/20/23 09:01	03/21/23 16:50	1
Chromium	5.00	U	5.00		ug/L		03/20/23 09:01	03/21/23 16:50	1
Cobalt	0.500	U	0.500		ug/L		03/20/23 09:01	03/21/23 16:50	1
Lead	2.50	U	2.50		ug/L		03/20/23 09:01	03/22/23 08:20	1
Nickel	5.00	U	5.00		ug/L		03/20/23 09:01	03/21/23 16:50	1
Silver	1.00	U	1.00		ug/L		03/20/23 09:01	03/21/23 16:50	1
Thallium	1.00	U	1.00		ug/L		03/20/23 09:01	03/22/23 08:20	1
Zinc	20.0	U	20.0		ug/L		03/20/23 09:01	03/21/23 16:50	1

Client Sample Results

Client: South Carolina Public Service Authority
 Project/Site: 125915/JM02.09.G01.1/36500

Job ID: 680-232195-1

Client Sample ID: AF56442

Lab Sample ID: 680-232195-24

Date Collected: 02/16/23 14:07

Matrix: Water

Date Received: 03/17/23 10:30

Method: SW846 6010D - Metals (ICP) - Dissolved

Analyte	Result	Qualifier	RL	MDL	Unit	D	Prepared	Analyzed	Dil Fac
Lithium	50.0	U	50.0		ug/L		03/23/23 14:19	03/24/23 23:12	1
Calcium	162000		500		ug/L		03/20/23 09:01	03/21/23 19:55	1
Iron	286		100		ug/L		03/20/23 09:01	03/21/23 19:55	1
Magnesium	7610		500		ug/L		03/20/23 09:01	03/21/23 19:55	1
Molybdenum	10.0	U	10.0		ug/L		03/20/23 09:01	03/21/23 19:55	1
Potassium	4220		1000		ug/L		03/20/23 09:01	03/21/23 19:55	1
Selenium	20.0	U	20.0		ug/L		03/20/23 09:01	03/21/23 19:55	1
Sodium	21500		2000		ug/L		03/20/23 09:01	03/21/23 19:55	1

Method: SW846 6020B - Metals (ICP/MS) - Dissolved

Analyte	Result	Qualifier	RL	MDL	Unit	D	Prepared	Analyzed	Dil Fac
Aluminum	100	U	100		ug/L		03/20/23 09:01	03/21/23 16:58	1
Antimony	5.00	U	5.00		ug/L		03/20/23 09:01	03/21/23 16:58	1
Arsenic	3.62		3.00		ug/L		03/20/23 09:01	03/22/23 08:28	1
Barium	34.7		5.00		ug/L		03/20/23 09:01	03/21/23 16:58	1
Beryllium	0.500	U	0.500		ug/L		03/20/23 09:01	03/21/23 16:58	1
Cadmium	0.500	U	0.500		ug/L		03/20/23 09:01	03/21/23 16:58	1
Chromium	5.00	U	5.00		ug/L		03/20/23 09:01	03/21/23 16:58	1
Cobalt	0.500	U	0.500		ug/L		03/20/23 09:01	03/21/23 16:58	1
Lead	2.50	U	2.50		ug/L		03/20/23 09:01	03/22/23 08:28	1
Nickel	5.00	U	5.00		ug/L		03/20/23 09:01	03/21/23 16:58	1
Silver	1.00	U	1.00		ug/L		03/20/23 09:01	03/21/23 16:58	1
Thallium	1.00	U	1.00		ug/L		03/20/23 09:01	03/22/23 08:28	1
Zinc	20.0	U	20.0		ug/L		03/20/23 09:01	03/21/23 16:58	1

Client Sample Results

Client: South Carolina Public Service Authority
 Project/Site: 125915/JM02.09.G01.1/36500

Job ID: 680-232195-1

Client Sample ID: AF56443

Lab Sample ID: 680-232195-25

Date Collected: 02/16/23 14:12

Matrix: Water

Date Received: 03/17/23 10:30

Method: SW846 6010D - Metals (ICP) - Dissolved

Analyte	Result	Qualifier	RL	MDL	Unit	D	Prepared	Analyzed	Dil Fac
Lithium	50.0	U	50.0		ug/L		03/23/23 14:19	03/24/23 23:17	1
Calcium	166000		500		ug/L		03/20/23 09:01	03/21/23 19:58	1
Iron	359		100		ug/L		03/20/23 09:01	03/21/23 19:58	1
Magnesium	7850		500		ug/L		03/20/23 09:01	03/21/23 19:58	1
Molybdenum	10.0	U	10.0		ug/L		03/20/23 09:01	03/21/23 19:58	1
Potassium	4220		1000		ug/L		03/20/23 09:01	03/21/23 19:58	1
Selenium	20.0	U	20.0		ug/L		03/20/23 09:01	03/21/23 19:58	1
Sodium	21500		2000		ug/L		03/20/23 09:01	03/21/23 19:58	1

Method: SW846 6020B - Metals (ICP/MS) - Dissolved

Analyte	Result	Qualifier	RL	MDL	Unit	D	Prepared	Analyzed	Dil Fac
Aluminum	239		100		ug/L		03/20/23 09:01	03/21/23 17:02	1
Antimony	5.00	U	5.00		ug/L		03/20/23 09:01	03/21/23 17:02	1
Arsenic	4.54		3.00		ug/L		03/20/23 09:01	03/22/23 08:32	1
Barium	39.2		5.00		ug/L		03/20/23 09:01	03/21/23 17:02	1
Beryllium	0.500	U	0.500		ug/L		03/20/23 09:01	03/21/23 17:02	1
Cadmium	0.500	U	0.500		ug/L		03/20/23 09:01	03/21/23 17:02	1
Chromium	5.00	U	5.00		ug/L		03/20/23 09:01	03/21/23 17:02	1
Cobalt	0.715		0.500		ug/L		03/20/23 09:01	03/21/23 17:02	1
Lead	2.50	U	2.50		ug/L		03/20/23 09:01	03/22/23 08:32	1
Nickel	5.00	U	5.00		ug/L		03/20/23 09:01	03/21/23 17:02	1
Silver	1.00	U	1.00		ug/L		03/20/23 09:01	03/21/23 17:02	1
Thallium	1.00	U	1.00		ug/L		03/20/23 09:01	03/22/23 08:32	1
Zinc	20.0	U	20.0		ug/L		03/20/23 09:01	03/21/23 17:02	1

Client Sample Results

Client: South Carolina Public Service Authority
 Project/Site: 125915/JM02.09.G01.1/36500

Job ID: 680-232195-1

Client Sample ID: AF56402

Lab Sample ID: 680-232195-26

Date Collected: 02/27/23 12:47

Matrix: Water

Date Received: 03/17/23 10:30

Method: SW846 6010D - Metals (ICP) - Dissolved

Analyte	Result	Qualifier	RL	MDL	Unit	D	Prepared	Analyzed	Dil Fac
Lithium	50.0	U	50.0		ug/L		03/23/23 14:19	03/24/23 23:21	1
Calcium	199000		500		ug/L		03/20/23 09:01	03/21/23 20:01	1
Iron	22900		100		ug/L		03/20/23 09:01	03/21/23 20:01	1
Magnesium	23600		500		ug/L		03/20/23 09:01	03/21/23 20:01	1
Molybdenum	10.0	U	10.0		ug/L		03/20/23 09:01	03/21/23 20:01	1
Potassium	11200		1000		ug/L		03/20/23 09:01	03/21/23 20:01	1
Selenium	20.0	U	20.0		ug/L		03/20/23 09:01	03/21/23 20:01	1
Sodium	34600		2000		ug/L		03/20/23 09:01	03/21/23 20:01	1

Method: SW846 6020B - Metals (ICP/MS) - Dissolved

Analyte	Result	Qualifier	RL	MDL	Unit	D	Prepared	Analyzed	Dil Fac
Aluminum	327		100		ug/L		03/20/23 09:01	03/21/23 17:06	1
Antimony	5.00	U	5.00		ug/L		03/20/23 09:01	03/21/23 17:06	1
Arsenic	31.0		3.00		ug/L		03/20/23 09:01	03/22/23 08:36	1
Barium	77.9		5.00		ug/L		03/20/23 09:01	03/21/23 17:06	1
Beryllium	0.500	U	0.500		ug/L		03/20/23 09:01	03/21/23 17:06	1
Cadmium	0.500	U	0.500		ug/L		03/20/23 09:01	03/21/23 17:06	1
Chromium	5.00	U	5.00		ug/L		03/20/23 09:01	03/21/23 17:06	1
Cobalt	0.500	U	0.500		ug/L		03/20/23 09:01	03/21/23 17:06	1
Lead	2.50	U	2.50		ug/L		03/20/23 09:01	03/22/23 08:36	1
Nickel	5.00	U	5.00		ug/L		03/20/23 09:01	03/21/23 17:06	1
Silver	1.00	U	1.00		ug/L		03/20/23 09:01	03/21/23 17:06	1
Thallium	1.00	U	1.00		ug/L		03/20/23 09:01	03/22/23 08:36	1
Zinc	20.0	U	20.0		ug/L		03/20/23 09:01	03/21/23 17:06	1

Client Sample Results

Client: South Carolina Public Service Authority
 Project/Site: 125915/JM02.09.G01.1/36500

Job ID: 680-232195-1

Client Sample ID: AF56403

Lab Sample ID: 680-232195-27

Date Collected: 02/27/23 09:57

Matrix: Water

Date Received: 03/17/23 10:30

Method: SW846 6010D - Metals (ICP) - Dissolved

Analyte	Result	Qualifier	RL	MDL	Unit	D	Prepared	Analyzed	Dil Fac
Lithium	70.2		50.0		ug/L		03/23/23 14:19	03/24/23 23:26	1
Calcium	645000		500		ug/L		03/20/23 09:01	03/21/23 20:04	1
Iron	22000		100		ug/L		03/20/23 09:01	03/21/23 20:04	1
Magnesium	90500		500		ug/L		03/20/23 09:01	03/21/23 20:04	1
Molybdenum	10.0	U	10.0		ug/L		03/20/23 09:01	03/21/23 20:04	1
Potassium	28700		1000		ug/L		03/20/23 09:01	03/21/23 20:04	1
Selenium	20.0	U	20.0		ug/L		03/20/23 09:01	03/21/23 20:04	1
Sodium	156000		2000		ug/L		03/20/23 09:01	03/21/23 20:04	1

Method: SW846 6020B - Metals (ICP/MS) - Dissolved

Analyte	Result	Qualifier	RL	MDL	Unit	D	Prepared	Analyzed	Dil Fac
Aluminum	100	U	100		ug/L		03/20/23 09:01	03/21/23 17:10	1
Antimony	5.00	U	5.00		ug/L		03/20/23 09:01	03/21/23 17:10	1
Arsenic	3.00	U	3.00		ug/L		03/20/23 09:01	03/22/23 08:40	1
Barium	318		5.00		ug/L		03/20/23 09:01	03/21/23 17:10	1
Beryllium	0.500	U	0.500		ug/L		03/20/23 09:01	03/21/23 17:10	1
Cadmium	0.500	U	0.500		ug/L		03/20/23 09:01	03/21/23 17:10	1
Chromium	5.00	U	5.00		ug/L		03/20/23 09:01	03/21/23 17:10	1
Cobalt	0.500	U	0.500		ug/L		03/20/23 09:01	03/21/23 17:10	1
Lead	2.50	U	2.50		ug/L		03/20/23 09:01	03/22/23 08:40	1
Nickel	5.00	U	5.00		ug/L		03/20/23 09:01	03/21/23 17:10	1
Silver	1.00	U	1.00		ug/L		03/20/23 09:01	03/21/23 17:10	1
Thallium	1.00	U	1.00		ug/L		03/20/23 09:01	03/22/23 08:40	1
Zinc	20.0	U	20.0		ug/L		03/20/23 09:01	03/21/23 17:10	1

Client Sample Results

Client: South Carolina Public Service Authority
 Project/Site: 125915/JM02.09.G01.1/36500

Job ID: 680-232195-1

Client Sample ID: AF56404

Lab Sample ID: 680-232195-28

Date Collected: 02/27/23 10:02

Matrix: Water

Date Received: 03/17/23 10:30

Method: SW846 6010D - Metals (ICP) - Dissolved

Analyte	Result	Qualifier	RL	MDL	Unit	D	Prepared	Analyzed	Dil Fac
Lithium	64.9		50.0		ug/L		03/23/23 14:19	03/24/23 23:31	1
Calcium	653000		500		ug/L		03/20/23 09:01	03/21/23 20:08	1
Iron	22200		100		ug/L		03/20/23 09:01	03/21/23 20:08	1
Magnesium	91700		500		ug/L		03/20/23 09:01	03/21/23 20:08	1
Molybdenum	10.0	U	10.0		ug/L		03/20/23 09:01	03/21/23 20:08	1
Potassium	28600		1000		ug/L		03/20/23 09:01	03/21/23 20:08	1
Selenium	20.0	U	20.0		ug/L		03/20/23 09:01	03/21/23 20:08	1
Sodium	158000		2000		ug/L		03/20/23 09:01	03/21/23 20:08	1

Method: SW846 6020B - Metals (ICP/MS) - Dissolved

Analyte	Result	Qualifier	RL	MDL	Unit	D	Prepared	Analyzed	Dil Fac
Aluminum	100	U	100		ug/L		03/20/23 09:01	03/21/23 17:14	1
Antimony	5.00	U	5.00		ug/L		03/20/23 09:01	03/21/23 17:14	1
Arsenic	3.00	U	3.00		ug/L		03/20/23 09:01	03/22/23 08:43	1
Barium	313		5.00		ug/L		03/20/23 09:01	03/21/23 17:14	1
Beryllium	0.500	U	0.500		ug/L		03/20/23 09:01	03/21/23 17:14	1
Cadmium	0.500	U	0.500		ug/L		03/20/23 09:01	03/21/23 17:14	1
Chromium	5.00	U	5.00		ug/L		03/20/23 09:01	03/21/23 17:14	1
Cobalt	0.500	U	0.500		ug/L		03/20/23 09:01	03/21/23 17:14	1
Lead	2.50	U	2.50		ug/L		03/20/23 09:01	03/22/23 08:43	1
Nickel	5.00	U	5.00		ug/L		03/20/23 09:01	03/21/23 17:14	1
Silver	1.00	U	1.00		ug/L		03/20/23 09:01	03/21/23 17:14	1
Thallium	1.00	U	1.00		ug/L		03/20/23 09:01	03/22/23 08:43	1
Zinc	20.0	U	20.0		ug/L		03/20/23 09:01	03/21/23 17:14	1

Client Sample Results

Client: South Carolina Public Service Authority
 Project/Site: 125915/JM02.09.G01.1/36500

Job ID: 680-232195-1

Client Sample ID: AF56434

Lab Sample ID: 680-232195-29

Date Collected: 02/27/23 15:44

Matrix: Water

Date Received: 03/17/23 10:30

Method: SW846 6010D - Metals (ICP) - Dissolved

Analyte	Result	Qualifier	RL	MDL	Unit	D	Prepared	Analyzed	Dil Fac
Lithium	50.0	U	50.0		ug/L		03/23/23 14:19	03/24/23 23:36	1
Calcium	60500		500		ug/L		03/20/23 09:01	03/21/23 20:17	1
Iron	2930		100		ug/L		03/20/23 09:01	03/21/23 20:17	1
Magnesium	1910		500		ug/L		03/20/23 09:01	03/21/23 20:17	1
Molybdenum	10.0	U	10.0		ug/L		03/20/23 09:01	03/21/23 20:17	1
Potassium	1000	U	1000		ug/L		03/20/23 09:01	03/21/23 20:17	1
Selenium	20.0	U	20.0		ug/L		03/20/23 09:01	03/21/23 20:17	1
Sodium	4740		2000		ug/L		03/20/23 09:01	03/21/23 20:17	1

Method: SW846 6020B - Metals (ICP/MS) - Dissolved

Analyte	Result	Qualifier	RL	MDL	Unit	D	Prepared	Analyzed	Dil Fac
Aluminum	929		100		ug/L		03/20/23 09:01	03/21/23 17:18	1
Antimony	5.00	U	5.00		ug/L		03/20/23 09:01	03/21/23 17:18	1
Arsenic	3.00	U	3.00		ug/L		03/20/23 09:01	03/22/23 08:47	1
Barium	38.9		5.00		ug/L		03/20/23 09:01	03/21/23 17:18	1
Beryllium	0.500	U	0.500		ug/L		03/20/23 09:01	03/21/23 17:18	1
Cadmium	0.500	U	0.500		ug/L		03/20/23 09:01	03/21/23 17:18	1
Chromium	5.00	U	5.00		ug/L		03/20/23 09:01	03/21/23 17:18	1
Cobalt	2.41		0.500		ug/L		03/20/23 09:01	03/21/23 17:18	1
Lead	2.50	U	2.50		ug/L		03/20/23 09:01	03/22/23 08:47	1
Nickel	5.00	U	5.00		ug/L		03/20/23 09:01	03/21/23 17:18	1
Silver	1.00	U	1.00		ug/L		03/20/23 09:01	03/21/23 17:18	1
Thallium	1.00	U	1.00		ug/L		03/20/23 09:01	03/22/23 08:47	1
Zinc	68.5		20.0		ug/L		03/20/23 09:01	03/21/23 17:18	1

Client Sample Results

Client: South Carolina Public Service Authority
 Project/Site: 125915/JM02.09.G01.1/36500

Job ID: 680-232195-1

Client Sample ID: AF56433

Lab Sample ID: 680-232195-30

Date Collected: 02/28/23 12:58

Matrix: Water

Date Received: 03/17/23 10:30

Method: SW846 6010D - Metals (ICP) - Dissolved

Analyte	Result	Qualifier	RL	MDL	Unit	D	Prepared	Analyzed	Dil Fac
Lithium	50.0	U	50.0		ug/L		03/23/23 14:19	03/24/23 23:41	1
Calcium	448000		500		ug/L		03/20/23 09:01	03/21/23 20:21	1
Iron	16300		100		ug/L		03/20/23 09:01	03/21/23 20:21	1
Magnesium	12900		500		ug/L		03/20/23 09:01	03/21/23 20:21	1
Molybdenum	10.0	U	10.0		ug/L		03/20/23 09:01	03/21/23 20:21	1
Potassium	5750		1000		ug/L		03/20/23 09:01	03/21/23 20:21	1
Selenium	20.0	U	20.0		ug/L		03/20/23 09:01	03/21/23 20:21	1
Sodium	10800		2000		ug/L		03/20/23 09:01	03/21/23 20:21	1

Method: SW846 6020B - Metals (ICP/MS) - Dissolved

Analyte	Result	Qualifier	RL	MDL	Unit	D	Prepared	Analyzed	Dil Fac
Aluminum	100	U	100		ug/L		03/20/23 09:01	03/21/23 17:22	1
Antimony	5.00	U	5.00		ug/L		03/20/23 09:01	03/21/23 17:22	1
Arsenic	3.00	U	3.00		ug/L		03/20/23 09:01	03/22/23 09:03	1
Barium	53.8		5.00		ug/L		03/20/23 09:01	03/21/23 17:22	1
Beryllium	0.500	U	0.500		ug/L		03/20/23 09:01	03/21/23 17:22	1
Cadmium	0.500	U	0.500		ug/L		03/20/23 09:01	03/21/23 17:22	1
Chromium	5.00	U	5.00		ug/L		03/20/23 09:01	03/21/23 17:22	1
Cobalt	0.500	U	0.500		ug/L		03/20/23 09:01	03/21/23 17:22	1
Lead	2.50	U	2.50		ug/L		03/20/23 09:01	03/22/23 09:03	1
Nickel	5.00	U	5.00		ug/L		03/20/23 09:01	03/21/23 17:22	1
Silver	1.00	U	1.00		ug/L		03/20/23 09:01	03/21/23 17:22	1
Thallium	1.00	U	1.00		ug/L		03/20/23 09:01	03/22/23 09:03	1
Zinc	20.0	U	20.0		ug/L		03/20/23 09:01	03/21/23 17:22	1

Client Sample Results

Client: South Carolina Public Service Authority
 Project/Site: 125915/JM02.09.G01.1/36500

Job ID: 680-232195-1

Client Sample ID: AF56435

Lab Sample ID: 680-232195-31

Date Collected: 02/28/23 11:44

Matrix: Water

Date Received: 03/17/23 10:30

Method: SW846 6010D - Metals (ICP) - Dissolved

Analyte	Result	Qualifier	RL	MDL	Unit	D	Prepared	Analyzed	Dil Fac
Lithium	50.0	U	50.0		ug/L		03/23/23 14:19	03/24/23 23:45	1
Calcium	21900		500		ug/L		03/20/23 09:01	03/21/23 20:24	1
Iron	880		100		ug/L		03/20/23 09:01	03/21/23 20:24	1
Magnesium	892		500		ug/L		03/20/23 09:01	03/21/23 20:24	1
Molybdenum	10.0	U	10.0		ug/L		03/20/23 09:01	03/21/23 20:24	1
Potassium	1000	U	1000		ug/L		03/20/23 09:01	03/21/23 20:24	1
Selenium	20.0	U	20.0		ug/L		03/20/23 09:01	03/21/23 20:24	1
Sodium	3260		2000		ug/L		03/20/23 09:01	03/21/23 20:24	1

Method: SW846 6020B - Metals (ICP/MS) - Dissolved

Analyte	Result	Qualifier	RL	MDL	Unit	D	Prepared	Analyzed	Dil Fac
Aluminum	3790		100		ug/L		03/20/23 09:01	03/21/23 17:33	1
Antimony	5.00	U	5.00		ug/L		03/20/23 09:01	03/21/23 17:33	1
Arsenic	8.02		3.00		ug/L		03/20/23 09:01	03/22/23 09:07	1
Barium	34.7		5.00		ug/L		03/20/23 09:01	03/21/23 17:33	1
Beryllium	0.500	U	0.500		ug/L		03/20/23 09:01	03/22/23 09:07	1
Cadmium	0.500	U	0.500		ug/L		03/20/23 09:01	03/21/23 17:33	1
Chromium	5.00	U	5.00		ug/L		03/20/23 09:01	03/21/23 17:33	1
Cobalt	1.29		0.500		ug/L		03/20/23 09:01	03/21/23 17:33	1
Lead	2.50	U	2.50		ug/L		03/20/23 09:01	03/22/23 09:07	1
Nickel	5.00	U	5.00		ug/L		03/20/23 09:01	03/21/23 17:33	1
Silver	1.00	U	1.00		ug/L		03/20/23 09:01	03/21/23 17:33	1
Thallium	1.00	U	1.00		ug/L		03/20/23 09:01	03/22/23 09:07	1
Zinc	20.0	U	20.0		ug/L		03/20/23 09:01	03/21/23 17:33	1

Client Sample Results

Client: South Carolina Public Service Authority
 Project/Site: 125915/JM02.09.G01.1/36500

Job ID: 680-232195-1

Client Sample ID: AF56436

Lab Sample ID: 680-232195-32

Date Collected: 02/28/23 10:19

Matrix: Water

Date Received: 03/17/23 10:30

Method: SW846 6010D - Metals (ICP) - Dissolved

Analyte	Result	Qualifier	RL	MDL	Unit	D	Prepared	Analyzed	Dil Fac
Lithium	50.0	U	50.0		ug/L		03/23/23 14:19	03/24/23 23:50	1
Calcium	92200		500		ug/L		03/20/23 09:01	03/21/23 20:30	1
Iron	771		100		ug/L		03/20/23 09:01	03/21/23 20:30	1
Magnesium	2500		500		ug/L		03/20/23 09:01	03/21/23 20:30	1
Molybdenum	10.0	U	10.0		ug/L		03/20/23 09:01	03/21/23 20:30	1
Potassium	1580		1000		ug/L		03/20/23 09:01	03/21/23 20:30	1
Selenium	20.0	U	20.0		ug/L		03/20/23 09:01	03/21/23 20:30	1
Sodium	5430		2000		ug/L		03/20/23 09:01	03/21/23 20:30	1

Method: SW846 6020B - Metals (ICP/MS) - Dissolved

Analyte	Result	Qualifier	RL	MDL	Unit	D	Prepared	Analyzed	Dil Fac
Aluminum	100	U	100		ug/L		03/20/23 09:01	03/21/23 17:41	1
Antimony	5.00	U	5.00		ug/L		03/20/23 09:01	03/21/23 17:41	1
Arsenic	3.00	U	3.00		ug/L		03/20/23 09:01	03/22/23 09:15	1
Barium	37.2		5.00		ug/L		03/20/23 09:01	03/21/23 17:41	1
Beryllium	0.500	U	0.500		ug/L		03/20/23 09:01	03/22/23 09:15	1
Cadmium	0.500	U	0.500		ug/L		03/20/23 09:01	03/21/23 17:41	1
Chromium	5.00	U	5.00		ug/L		03/20/23 09:01	03/21/23 17:41	1
Cobalt	0.500	U	0.500		ug/L		03/20/23 09:01	03/21/23 17:41	1
Lead	2.50	U	2.50		ug/L		03/20/23 09:01	03/22/23 09:15	1
Nickel	5.00	U	5.00		ug/L		03/20/23 09:01	03/21/23 17:41	1
Silver	1.00	U	1.00		ug/L		03/20/23 09:01	03/21/23 17:41	1
Thallium	1.00	U	1.00		ug/L		03/20/23 09:01	03/22/23 09:15	1
Zinc	42.9		20.0		ug/L		03/20/23 09:01	03/21/23 17:41	1

Client Sample Results

Client: South Carolina Public Service Authority
 Project/Site: 125915/JM02.09.G01.1/36500

Job ID: 680-232195-1

Client Sample ID: AF56437

Lab Sample ID: 680-232195-33

Date Collected: 02/28/23 10:24

Matrix: Water

Date Received: 03/17/23 10:30

Method: SW846 6010D - Metals (ICP) - Dissolved

Analyte	Result	Qualifier	RL	MDL	Unit	D	Prepared	Analyzed	Dil Fac
Lithium	50.0	U	50.0		ug/L		03/23/23 14:19	03/24/23 23:55	1
Calcium	93200		500		ug/L		03/20/23 09:01	03/21/23 20:27	1
Iron	1200		100		ug/L		03/20/23 09:01	03/21/23 20:27	1
Magnesium	1750		500		ug/L		03/20/23 09:01	03/21/23 20:27	1
Molybdenum	10.0	U	10.0		ug/L		03/20/23 09:01	03/21/23 20:27	1
Potassium	1260		1000		ug/L		03/20/23 09:01	03/21/23 20:27	1
Selenium	20.0	U	20.0		ug/L		03/20/23 09:01	03/21/23 20:27	1
Sodium	3590		2000		ug/L		03/20/23 09:01	03/21/23 20:27	1

Method: SW846 6020B - Metals (ICP/MS) - Dissolved

Analyte	Result	Qualifier	RL	MDL	Unit	D	Prepared	Analyzed	Dil Fac
Aluminum	100	U	100		ug/L		03/20/23 09:01	03/21/23 17:37	1
Antimony	5.00	U	5.00		ug/L		03/20/23 09:01	03/21/23 17:37	1
Arsenic	3.00	U	3.00		ug/L		03/20/23 09:01	03/22/23 09:11	1
Barium	36.8		5.00		ug/L		03/20/23 09:01	03/21/23 17:37	1
Beryllium	0.500	U	0.500		ug/L		03/20/23 09:01	03/22/23 09:11	1
Cadmium	0.500	U	0.500		ug/L		03/20/23 09:01	03/21/23 17:37	1
Chromium	5.00	U	5.00		ug/L		03/20/23 09:01	03/21/23 17:37	1
Cobalt	0.500	U	0.500		ug/L		03/20/23 09:01	03/21/23 17:37	1
Lead	2.50	U	2.50		ug/L		03/20/23 09:01	03/22/23 09:11	1
Nickel	5.00	U	5.00		ug/L		03/20/23 09:01	03/21/23 17:37	1
Silver	1.00	U	1.00		ug/L		03/20/23 09:01	03/21/23 17:37	1
Thallium	1.00	U	1.00		ug/L		03/20/23 09:01	03/22/23 09:11	1
Zinc	20.0	U	20.0		ug/L		03/20/23 09:01	03/21/23 17:37	1

Client Sample Results

Client: South Carolina Public Service Authority
 Project/Site: 125915/JM02.09.G01.1/36500

Job ID: 680-232195-1

Client Sample ID: AF56438

Lab Sample ID: 680-232195-34

Date Collected: 02/28/23 14:31

Matrix: Water

Date Received: 03/17/23 10:30

Method: SW846 6010D - Metals (ICP) - Dissolved

Analyte	Result	Qualifier	RL	MDL	Unit	D	Prepared	Analyzed	Dil Fac
Lithium	50.0	U	50.0		ug/L		03/23/23 14:19	03/25/23 00:13	1
Calcium	296000		500		ug/L		03/20/23 13:39	03/21/23 11:21	1
Iron	1040		100		ug/L		03/20/23 13:39	03/21/23 11:21	1
Magnesium	28800		500		ug/L		03/20/23 13:39	03/21/23 11:21	1
Molybdenum	10.0	U	10.0		ug/L		03/20/23 13:39	03/21/23 11:21	1
Potassium	6790		1000		ug/L		03/20/23 13:39	03/21/23 11:21	1
Selenium	20.0	U	20.0		ug/L		03/20/23 13:39	03/21/23 11:21	1
Sodium	18000		2000		ug/L		03/20/23 13:39	03/21/23 11:21	1

Method: SW846 6020B - Metals (ICP/MS) - Dissolved

Analyte	Result	Qualifier	RL	MDL	Unit	D	Prepared	Analyzed	Dil Fac
Aluminum	100	U	100		ug/L		03/20/23 13:39	03/21/23 22:43	1
Antimony	5.00	U	5.00		ug/L		03/20/23 13:39	03/21/23 22:43	1
Arsenic	3.00	U	3.00		ug/L		03/20/23 13:39	03/21/23 22:43	1
Barium	41.2		5.00		ug/L		03/20/23 13:39	03/21/23 22:43	1
Beryllium	0.500	U	0.500		ug/L		03/20/23 13:39	03/21/23 22:43	1
Cadmium	0.500	U	0.500		ug/L		03/20/23 13:39	03/21/23 22:43	1
Chromium	5.00	U	5.00		ug/L		03/20/23 13:39	03/21/23 22:43	1
Cobalt	0.500	U	0.500		ug/L		03/20/23 13:39	03/21/23 22:43	1
Lead	2.50	U	2.50		ug/L		03/20/23 13:39	03/21/23 22:43	1
Nickel	5.00	U	5.00		ug/L		03/20/23 13:39	03/21/23 22:43	1
Silver	1.00	U	1.00		ug/L		03/20/23 13:39	03/21/23 22:43	1
Thallium	1.00	U	1.00		ug/L		03/20/23 13:39	03/21/23 22:43	1
Zinc	20.0	U	20.0		ug/L		03/20/23 13:39	03/21/23 22:43	1

Client Sample Results

Client: South Carolina Public Service Authority
 Project/Site: 125915/JM02.09.G01.1/36500

Job ID: 680-232195-1

Client Sample ID: AF56409

Lab Sample ID: 680-232195-35

Date Collected: 03/06/23 12:14

Matrix: Water

Date Received: 03/17/23 10:30

Method: SW846 6010D - Metals (ICP) - Dissolved

Analyte	Result	Qualifier	RL	MDL	Unit	D	Prepared	Analyzed	Dil Fac
Lithium	118		50.0		ug/L		03/23/23 14:19	03/25/23 00:18	1
Calcium	1140000		5000		ug/L		03/20/23 13:39	03/22/23 12:16	10
Iron	100	U	100		ug/L		03/20/23 13:39	03/21/23 11:24	1
Magnesium	30500		500		ug/L		03/20/23 13:39	03/21/23 11:24	1
Molybdenum	10.0	U	10.0		ug/L		03/20/23 13:39	03/21/23 11:24	1
Potassium	15500		1000		ug/L		03/20/23 13:39	03/21/23 11:24	1
Selenium	20.0	U	20.0		ug/L		03/20/23 13:39	03/21/23 11:24	1
Sodium	139000		2000		ug/L		03/20/23 13:39	03/21/23 11:24	1

Method: SW846 6020B - Metals (ICP/MS) - Dissolved

Analyte	Result	Qualifier	RL	MDL	Unit	D	Prepared	Analyzed	Dil Fac
Aluminum	100	U	100		ug/L		03/20/23 13:39	03/21/23 22:47	1
Antimony	5.00	U	5.00		ug/L		03/20/23 13:39	03/21/23 22:47	1
Arsenic	15.2		3.00		ug/L		03/20/23 13:39	03/21/23 22:47	1
Barium	54.6		5.00		ug/L		03/20/23 13:39	03/21/23 22:47	1
Beryllium	0.500	U	0.500		ug/L		03/20/23 13:39	03/21/23 22:47	1
Cadmium	0.500	U	0.500		ug/L		03/20/23 13:39	03/21/23 22:47	1
Chromium	13.2		5.00		ug/L		03/20/23 13:39	03/21/23 22:47	1
Cobalt	0.500	U	0.500		ug/L		03/20/23 13:39	03/21/23 22:47	1
Lead	2.50	U	2.50		ug/L		03/20/23 13:39	03/21/23 22:47	1
Nickel	5.00	U	5.00		ug/L		03/20/23 13:39	03/21/23 22:47	1
Silver	1.00	U	1.00		ug/L		03/20/23 13:39	03/21/23 22:47	1
Thallium	1.00	U	1.00		ug/L		03/20/23 13:39	03/21/23 22:47	1
Zinc	20.0	U	20.0		ug/L		03/20/23 13:39	03/21/23 22:47	1

Client Sample Results

Client: South Carolina Public Service Authority
 Project/Site: 125915/JM02.09.G01.1/36500

Job ID: 680-232195-1

Client Sample ID: AF56410

Lab Sample ID: 680-232195-36

Date Collected: 03/06/23 12:19

Matrix: Water

Date Received: 03/17/23 10:30

Method: SW846 6010D - Metals (ICP) - Dissolved

Analyte	Result	Qualifier	RL	MDL	Unit	D	Prepared	Analyzed	Dil Fac
Lithium	109		50.0		ug/L		03/23/23 14:19	03/25/23 00:23	1
Calcium	1160000		5000		ug/L		03/20/23 13:39	03/22/23 12:13	10
Iron	113		100		ug/L		03/20/23 13:39	03/21/23 11:08	1
Magnesium	30800		500		ug/L		03/20/23 13:39	03/21/23 11:08	1
Molybdenum	10.0	U	10.0		ug/L		03/20/23 13:39	03/21/23 11:08	1
Potassium	15700		1000		ug/L		03/20/23 13:39	03/21/23 11:08	1
Selenium	20.0	U	20.0		ug/L		03/20/23 13:39	03/21/23 11:08	1
Sodium	140000		2000		ug/L		03/20/23 13:39	03/21/23 11:08	1

Method: SW846 6020B - Metals (ICP/MS) - Dissolved

Analyte	Result	Qualifier	RL	MDL	Unit	D	Prepared	Analyzed	Dil Fac
Aluminum	100	U	100		ug/L		03/20/23 13:39	03/21/23 22:27	1
Antimony	5.00	U	5.00		ug/L		03/20/23 13:39	03/21/23 22:27	1
Arsenic	13.0		3.00		ug/L		03/20/23 13:39	03/21/23 22:27	1
Barium	56.5		5.00		ug/L		03/20/23 13:39	03/21/23 22:27	1
Beryllium	0.500	U	0.500		ug/L		03/20/23 13:39	03/21/23 22:27	1
Cadmium	0.500	U	0.500		ug/L		03/20/23 13:39	03/21/23 22:27	1
Chromium	5.00	U	5.00		ug/L		03/20/23 13:39	03/21/23 22:27	1
Cobalt	0.500	U	0.500		ug/L		03/20/23 13:39	03/21/23 22:27	1
Lead	2.50	U	2.50		ug/L		03/20/23 13:39	03/21/23 22:27	1
Nickel	5.00	U	5.00		ug/L		03/20/23 13:39	03/21/23 22:27	1
Silver	1.00	U	1.00		ug/L		03/20/23 13:39	03/21/23 22:27	1
Thallium	1.00	U	1.00		ug/L		03/20/23 13:39	03/21/23 22:27	1
Zinc	20.0	U	20.0		ug/L		03/20/23 13:39	03/21/23 22:27	1

Client Sample Results

Client: South Carolina Public Service Authority
 Project/Site: 125915/JM02.09.G01.1/36500

Job ID: 680-232195-1

Client Sample ID: AF56411

Lab Sample ID: 680-232195-37

Date Collected: 03/06/23 11:08

Matrix: Water

Date Received: 03/17/23 10:30

Method: SW846 6010D - Metals (ICP) - Dissolved

Analyte	Result	Qualifier	RL	MDL	Unit	D	Prepared	Analyzed	Dil Fac
Lithium	92.4		50.0		ug/L		03/23/23 14:21	03/25/23 00:37	1
Calcium	849000		5000		ug/L		03/20/23 13:39	03/22/23 12:19	10
Iron	100	U	100		ug/L		03/20/23 13:39	03/21/23 11:37	1
Magnesium	42600		500		ug/L		03/20/23 13:39	03/21/23 11:37	1
Molybdenum	10.0	U	10.0		ug/L		03/20/23 13:39	03/21/23 11:37	1
Potassium	13800		1000		ug/L		03/20/23 13:39	03/21/23 11:37	1
Selenium	20.0	U	20.0		ug/L		03/20/23 13:39	03/21/23 11:37	1
Sodium	126000		2000		ug/L		03/20/23 13:39	03/21/23 11:37	1

Method: SW846 6020B - Metals (ICP/MS) - Dissolved

Analyte	Result	Qualifier	RL	MDL	Unit	D	Prepared	Analyzed	Dil Fac
Aluminum	100	U	100		ug/L		03/20/23 13:39	03/21/23 23:02	1
Antimony	5.00	U	5.00		ug/L		03/20/23 13:39	03/21/23 23:02	1
Arsenic	7.06		3.00		ug/L		03/20/23 13:39	03/21/23 23:02	1
Barium	108		5.00		ug/L		03/20/23 13:39	03/21/23 23:02	1
Beryllium	0.500	U	0.500		ug/L		03/20/23 13:39	03/21/23 23:02	1
Cadmium	0.500	U	0.500		ug/L		03/20/23 13:39	03/21/23 23:02	1
Chromium	5.00	U	5.00		ug/L		03/20/23 13:39	03/21/23 23:02	1
Cobalt	0.500	U	0.500		ug/L		03/20/23 13:39	03/21/23 23:02	1
Lead	2.50	U	2.50		ug/L		03/20/23 13:39	03/21/23 23:02	1
Nickel	5.00	U	5.00		ug/L		03/20/23 13:39	03/21/23 23:02	1
Silver	1.00	U	1.00		ug/L		03/20/23 13:39	03/21/23 23:02	1
Thallium	1.00	U	1.00		ug/L		03/20/23 13:39	03/21/23 23:02	1
Zinc	35.7		20.0		ug/L		03/20/23 13:39	03/21/23 23:02	1

Client Sample Results

Client: South Carolina Public Service Authority
 Project/Site: 125915/JM02.09.G01.1/36500

Job ID: 680-232195-1

Client Sample ID: AF56412

Lab Sample ID: 680-232195-38

Date Collected: 03/06/23 15:15

Matrix: Water

Date Received: 03/17/23 10:30

Method: SW846 6010D - Metals (ICP) - Dissolved

Analyte	Result	Qualifier	RL	MDL	Unit	D	Prepared	Analyzed	Dil Fac
Lithium	64.6		50.0		ug/L		03/23/23 14:21	03/25/23 00:55	1
Calcium	698000		500		ug/L		03/20/23 13:39	03/21/23 11:30	1
Iron	1420		100		ug/L		03/20/23 13:39	03/21/23 11:30	1
Magnesium	29900		500		ug/L		03/20/23 13:39	03/21/23 11:30	1
Molybdenum	10.0	U	10.0		ug/L		03/20/23 13:39	03/21/23 11:30	1
Potassium	7230		1000		ug/L		03/20/23 13:39	03/21/23 11:30	1
Selenium	20.0	U	20.0		ug/L		03/20/23 13:39	03/21/23 11:30	1
Sodium	107000		2000		ug/L		03/20/23 13:39	03/21/23 11:30	1

Method: SW846 6020B - Metals (ICP/MS) - Dissolved

Analyte	Result	Qualifier	RL	MDL	Unit	D	Prepared	Analyzed	Dil Fac
Aluminum	100	U	100		ug/L		03/20/23 13:39	03/21/23 22:55	1
Antimony	5.00	U	5.00		ug/L		03/20/23 13:39	03/21/23 22:55	1
Arsenic	6.71		3.00		ug/L		03/20/23 13:39	03/21/23 22:55	1
Barium	158		5.00		ug/L		03/20/23 13:39	03/21/23 22:55	1
Beryllium	0.500	U	0.500		ug/L		03/20/23 13:39	03/21/23 22:55	1
Cadmium	0.500	U	0.500		ug/L		03/20/23 13:39	03/21/23 22:55	1
Chromium	5.00	U	5.00		ug/L		03/20/23 13:39	03/21/23 22:55	1
Cobalt	0.500	U	0.500		ug/L		03/20/23 13:39	03/21/23 22:55	1
Lead	2.50	U	2.50		ug/L		03/20/23 13:39	03/21/23 22:55	1
Nickel	5.00	U	5.00		ug/L		03/20/23 13:39	03/21/23 22:55	1
Silver	1.00	U	1.00		ug/L		03/20/23 13:39	03/21/23 22:55	1
Thallium	1.00	U	1.00		ug/L		03/20/23 13:39	03/21/23 22:55	1
Zinc	20.0	U	20.0		ug/L		03/20/23 13:39	03/21/23 22:55	1

Client Sample Results

Client: South Carolina Public Service Authority
 Project/Site: 125915/JM02.09.G01.1/36500

Job ID: 680-232195-1

Client Sample ID: AF56413

Lab Sample ID: 680-232195-39

Date Collected: 03/06/23 13:41

Matrix: Water

Date Received: 03/17/23 10:30

Method: SW846 6010D - Metals (ICP) - Dissolved

Analyte	Result	Qualifier	RL	MDL	Unit	D	Prepared	Analyzed	Dil Fac
Lithium	50.0	U	50.0		ug/L		03/23/23 14:21	03/25/23 01:18	1
Calcium	161000		500		ug/L		03/20/23 13:39	03/21/23 11:27	1
Iron	7850		100		ug/L		03/20/23 13:39	03/21/23 11:27	1
Magnesium	11100		500		ug/L		03/20/23 13:39	03/21/23 11:27	1
Molybdenum	10.0	U	10.0		ug/L		03/20/23 13:39	03/21/23 11:27	1
Potassium	4680		1000		ug/L		03/20/23 13:39	03/21/23 11:27	1
Selenium	20.0	U	20.0		ug/L		03/20/23 13:39	03/21/23 11:27	1
Sodium	71500		2000		ug/L		03/20/23 13:39	03/21/23 11:27	1

Method: SW846 6020B - Metals (ICP/MS) - Dissolved

Analyte	Result	Qualifier	RL	MDL	Unit	D	Prepared	Analyzed	Dil Fac
Aluminum	100	U	100		ug/L		03/20/23 13:39	03/21/23 22:51	1
Antimony	5.00	U	5.00		ug/L		03/20/23 13:39	03/21/23 22:51	1
Arsenic	3.00	U	3.00		ug/L		03/20/23 13:39	03/21/23 22:51	1
Barium	85.5		5.00		ug/L		03/20/23 13:39	03/21/23 22:51	1
Beryllium	0.500	U	0.500		ug/L		03/20/23 13:39	03/21/23 22:51	1
Cadmium	0.500	U	0.500		ug/L		03/20/23 13:39	03/21/23 22:51	1
Chromium	5.00	U	5.00		ug/L		03/20/23 13:39	03/21/23 22:51	1
Cobalt	0.955		0.500		ug/L		03/20/23 13:39	03/21/23 22:51	1
Lead	2.50	U	2.50		ug/L		03/20/23 13:39	03/21/23 22:51	1
Nickel	5.00	U	5.00		ug/L		03/20/23 13:39	03/21/23 22:51	1
Silver	1.00	U	1.00		ug/L		03/20/23 13:39	03/21/23 22:51	1
Thallium	1.00	U	1.00		ug/L		03/20/23 13:39	03/21/23 22:51	1
Zinc	20.0	U	20.0		ug/L		03/20/23 13:39	03/21/23 22:51	1

Client Sample Results

Client: South Carolina Public Service Authority
 Project/Site: 125915/JM02.09.G01.1/36500

Job ID: 680-232195-1

Client Sample ID: AF56430

Lab Sample ID: 680-232195-40

Date Collected: 03/06/23 10:10

Matrix: Water

Date Received: 03/17/23 10:30

Method: SW846 6010D - Metals (ICP) - Dissolved

Analyte	Result	Qualifier	RL	MDL	Unit	D	Prepared	Analyzed	Dil Fac
Lithium	50.0	U	50.0		ug/L		03/23/23 14:21	03/25/23 01:23	1
Calcium	448000		500		ug/L		03/20/23 13:39	03/21/23 11:11	1
Iron	32200		100		ug/L		03/20/23 13:39	03/21/23 11:11	1
Magnesium	72300		500		ug/L		03/20/23 13:39	03/21/23 11:11	1
Molybdenum	10.0	U	10.0		ug/L		03/20/23 13:39	03/21/23 11:11	1
Potassium	6530		1000		ug/L		03/20/23 13:39	03/21/23 11:11	1
Selenium	20.0	U	20.0		ug/L		03/20/23 13:39	03/21/23 11:11	1
Sodium	87300		2000		ug/L		03/20/23 13:39	03/21/23 11:11	1

Method: SW846 6020B - Metals (ICP/MS) - Dissolved

Analyte	Result	Qualifier	RL	MDL	Unit	D	Prepared	Analyzed	Dil Fac
Aluminum	100	U	100		ug/L		03/20/23 13:39	03/21/23 22:31	1
Antimony	5.00	U	5.00		ug/L		03/20/23 13:39	03/21/23 22:31	1
Arsenic	3.00	U	3.00		ug/L		03/20/23 13:39	03/21/23 22:31	1
Barium	48.0		5.00		ug/L		03/20/23 13:39	03/21/23 22:31	1
Beryllium	0.500	U	0.500		ug/L		03/20/23 13:39	03/21/23 22:31	1
Cadmium	0.500	U	0.500		ug/L		03/20/23 13:39	03/21/23 22:31	1
Chromium	5.00	U	5.00		ug/L		03/20/23 13:39	03/21/23 22:31	1
Cobalt	6.15		0.500		ug/L		03/20/23 13:39	03/21/23 22:31	1
Lead	2.50	U	2.50		ug/L		03/20/23 13:39	03/21/23 22:31	1
Nickel	5.00	U	5.00		ug/L		03/20/23 13:39	03/21/23 22:31	1
Silver	1.00	U	1.00		ug/L		03/20/23 13:39	03/21/23 22:31	1
Thallium	1.00	U	1.00		ug/L		03/20/23 13:39	03/21/23 22:31	1
Zinc	20.0	U	20.0		ug/L		03/20/23 13:39	03/21/23 22:31	1

Client Sample Results

Client: South Carolina Public Service Authority
 Project/Site: 125915/JM02.09.G01.1/36500

Job ID: 680-232195-1

Client Sample ID: AF56406

Lab Sample ID: 680-232195-41

Date Collected: 03/09/23 10:29

Matrix: Water

Date Received: 03/17/23 10:30

Method: SW846 6010D - Metals (ICP) - Dissolved

Analyte	Result	Qualifier	RL	MDL	Unit	D	Prepared	Analyzed	Dil Fac
Lithium	50.0	U	50.0		ug/L		03/23/23 14:21	03/25/23 01:28	1
Calcium	194000		500		ug/L		03/20/23 13:39	03/21/23 11:40	1
Iron	1380		100		ug/L		03/20/23 13:39	03/21/23 11:40	1
Magnesium	17000		500		ug/L		03/20/23 13:39	03/21/23 11:40	1
Molybdenum	10.0	U	10.0		ug/L		03/20/23 13:39	03/21/23 11:40	1
Potassium	4650		1000		ug/L		03/20/23 13:39	03/21/23 11:40	1
Selenium	20.0	U	20.0		ug/L		03/20/23 13:39	03/21/23 11:40	1
Sodium	43100		2000		ug/L		03/20/23 13:39	03/21/23 11:40	1

Method: SW846 6020B - Metals (ICP/MS) - Dissolved

Analyte	Result	Qualifier	RL	MDL	Unit	D	Prepared	Analyzed	Dil Fac
Aluminum	1740		100		ug/L		03/20/23 13:39	03/21/23 23:06	1
Antimony	5.00	U	5.00		ug/L		03/20/23 13:39	03/21/23 23:06	1
Arsenic	3.00	U	3.00		ug/L		03/20/23 13:39	03/21/23 23:06	1
Barium	38.2		5.00		ug/L		03/20/23 13:39	03/21/23 23:06	1
Beryllium	0.500	U	0.500		ug/L		03/20/23 13:39	03/21/23 23:06	1
Cadmium	0.500	U	0.500		ug/L		03/20/23 13:39	03/21/23 23:06	1
Chromium	5.00	U	5.00		ug/L		03/20/23 13:39	03/21/23 23:06	1
Cobalt	1.83		0.500		ug/L		03/20/23 13:39	03/21/23 23:06	1
Lead	2.50	U	2.50		ug/L		03/20/23 13:39	03/21/23 23:06	1
Nickel	5.00	U	5.00		ug/L		03/20/23 13:39	03/21/23 23:06	1
Silver	1.00	U	1.00		ug/L		03/20/23 13:39	03/21/23 23:06	1
Thallium	1.00	U	1.00		ug/L		03/20/23 13:39	03/21/23 23:06	1
Zinc	40.6		20.0		ug/L		03/20/23 13:39	03/21/23 23:06	1

Client Sample Results

Client: South Carolina Public Service Authority
 Project/Site: 125915/JM02.09.G01.1/36500

Job ID: 680-232195-1

Client Sample ID: AF56407

Lab Sample ID: 680-232195-42

Date Collected: 03/09/23 10:34

Matrix: Water

Date Received: 03/17/23 10:30

Method: SW846 6010D - Metals (ICP) - Dissolved

Analyte	Result	Qualifier	RL	MDL	Unit	D	Prepared	Analyzed	Dil Fac
Lithium	50.0	U	50.0		ug/L		03/23/23 14:21	03/25/23 01:32	1
Calcium	210000		500		ug/L		03/20/23 13:39	03/21/23 11:43	1
Iron	1430		100		ug/L		03/20/23 13:39	03/21/23 11:43	1
Magnesium	18500		500		ug/L		03/20/23 13:39	03/21/23 11:43	1
Molybdenum	10.0	U	10.0		ug/L		03/20/23 13:39	03/21/23 11:43	1
Potassium	5200		1000		ug/L		03/20/23 13:39	03/21/23 11:43	1
Selenium	20.0	U	20.0		ug/L		03/20/23 13:39	03/21/23 11:43	1
Sodium	46500		2000		ug/L		03/20/23 13:39	03/21/23 11:43	1

Method: SW846 6020B - Metals (ICP/MS) - Dissolved

Analyte	Result	Qualifier	RL	MDL	Unit	D	Prepared	Analyzed	Dil Fac
Aluminum	1590		100		ug/L		03/20/23 13:39	03/21/23 23:10	1
Antimony	5.00	U	5.00		ug/L		03/20/23 13:39	03/21/23 23:10	1
Arsenic	3.00	U	3.00		ug/L		03/20/23 13:39	03/21/23 23:10	1
Barium	38.7		5.00		ug/L		03/20/23 13:39	03/21/23 23:10	1
Beryllium	0.500	U	0.500		ug/L		03/20/23 13:39	03/21/23 23:10	1
Cadmium	0.500	U	0.500		ug/L		03/20/23 13:39	03/21/23 23:10	1
Chromium	5.00	U	5.00		ug/L		03/20/23 13:39	03/21/23 23:10	1
Cobalt	2.01		0.500		ug/L		03/20/23 13:39	03/21/23 23:10	1
Lead	2.50	U	2.50		ug/L		03/20/23 13:39	03/21/23 23:10	1
Nickel	5.00	U	5.00		ug/L		03/20/23 13:39	03/21/23 23:10	1
Silver	1.00	U	1.00		ug/L		03/20/23 13:39	03/21/23 23:10	1
Thallium	1.00	U	1.00		ug/L		03/20/23 13:39	03/21/23 23:10	1
Zinc	28.0		20.0		ug/L		03/20/23 13:39	03/21/23 23:10	1

Client Sample Results

Client: South Carolina Public Service Authority
 Project/Site: 125915/JM02.09.G01.1/36500

Job ID: 680-232195-1

Client Sample ID: AF56418

Lab Sample ID: 680-232195-43

Date Collected: 03/09/23 12:07

Matrix: Water

Date Received: 03/17/23 10:30

Method: SW846 6010D - Metals (ICP) - Dissolved

Analyte	Result	Qualifier	RL	MDL	Unit	D	Prepared	Analyzed	Dil Fac
Lithium	87.9		50.0		ug/L		03/23/23 14:21	03/25/23 01:37	1
Calcium	95500		500		ug/L		03/20/23 13:39	03/21/23 11:34	1
Iron	788		100		ug/L		03/20/23 13:39	03/21/23 11:34	1
Magnesium	7530		500		ug/L		03/20/23 13:39	03/21/23 11:34	1
Molybdenum	92.0		10.0		ug/L		03/20/23 13:39	03/21/23 11:34	1
Potassium	7660		1000		ug/L		03/20/23 13:39	03/21/23 11:34	1
Selenium	20.0	U	20.0		ug/L		03/20/23 13:39	03/21/23 11:34	1
Sodium	25300		2000		ug/L		03/20/23 13:39	03/21/23 11:34	1

Method: SW846 6020B - Metals (ICP/MS) - Dissolved

Analyte	Result	Qualifier	RL	MDL	Unit	D	Prepared	Analyzed	Dil Fac
Aluminum	130		100		ug/L		03/20/23 13:39	03/21/23 22:59	1
Antimony	5.00	U	5.00		ug/L		03/20/23 13:39	03/21/23 22:59	1
Arsenic	229		3.00		ug/L		03/20/23 13:39	03/21/23 22:59	1
Barium	133		5.00		ug/L		03/20/23 13:39	03/21/23 22:59	1
Beryllium	0.500	U	0.500		ug/L		03/20/23 13:39	03/21/23 22:59	1
Cadmium	0.500	U	0.500		ug/L		03/20/23 13:39	03/21/23 22:59	1
Chromium	5.00	U	5.00		ug/L		03/20/23 13:39	03/21/23 22:59	1
Cobalt	2.16		0.500		ug/L		03/20/23 13:39	03/21/23 22:59	1
Lead	2.50	U	2.50		ug/L		03/20/23 13:39	03/21/23 22:59	1
Nickel	5.00	U	5.00		ug/L		03/20/23 13:39	03/21/23 22:59	1
Silver	1.00	U	1.00		ug/L		03/20/23 13:39	03/21/23 22:59	1
Thallium	1.00	U	1.00		ug/L		03/20/23 13:39	03/21/23 22:59	1
Zinc	20.0	U	20.0		ug/L		03/20/23 13:39	03/21/23 22:59	1

Client Sample Results

Client: South Carolina Public Service Authority
 Project/Site: 125915/JM02.09.G01.1/36500

Job ID: 680-232195-1

Client Sample ID: AF56422

Lab Sample ID: 680-232195-44

Date Collected: 03/09/23 13:19

Matrix: Water

Date Received: 03/17/23 10:30

Method: SW846 6010D - Metals (ICP) - Dissolved

Analyte	Result	Qualifier	RL	MDL	Unit	D	Prepared	Analyzed	Dil Fac
Lithium	50.0	U	50.0		ug/L		03/23/23 14:21	03/25/23 01:42	1
Calcium	248000		500		ug/L		03/20/23 13:39	03/21/23 11:05	1
Iron	6050		100		ug/L		03/20/23 13:39	03/21/23 11:05	1
Magnesium	8900		500		ug/L		03/20/23 13:39	03/21/23 11:05	1
Molybdenum	10.0	U	10.0		ug/L		03/20/23 13:39	03/21/23 11:05	1
Potassium	3850		1000		ug/L		03/20/23 13:39	03/21/23 11:05	1
Selenium	20.0	U	20.0		ug/L		03/20/23 13:39	03/21/23 11:05	1
Sodium	73300		2000		ug/L		03/20/23 13:39	03/21/23 11:05	1

Method: SW846 6020B - Metals (ICP/MS) - Dissolved

Analyte	Result	Qualifier	RL	MDL	Unit	D	Prepared	Analyzed	Dil Fac
Aluminum	100	U	100		ug/L		03/20/23 13:39	03/21/23 22:23	1
Antimony	5.00	U	5.00		ug/L		03/20/23 13:39	03/21/23 22:23	1
Arsenic	3.54		3.00		ug/L		03/20/23 13:39	03/21/23 22:23	1
Barium	104		5.00		ug/L		03/20/23 13:39	03/21/23 22:23	1
Beryllium	0.500	U	0.500		ug/L		03/20/23 13:39	03/21/23 22:23	1
Cadmium	0.500	U	0.500		ug/L		03/20/23 13:39	03/21/23 22:23	1
Chromium	5.00	U	5.00		ug/L		03/20/23 13:39	03/21/23 22:23	1
Cobalt	0.500	U	0.500		ug/L		03/20/23 13:39	03/21/23 22:23	1
Lead	2.50	U	2.50		ug/L		03/20/23 13:39	03/21/23 22:23	1
Nickel	5.00	U	5.00		ug/L		03/20/23 13:39	03/21/23 22:23	1
Silver	1.00	U	1.00		ug/L		03/20/23 13:39	03/21/23 22:23	1
Thallium	1.00	U	1.00		ug/L		03/20/23 13:39	03/21/23 22:23	1
Zinc	48.0		20.0		ug/L		03/20/23 13:39	03/21/23 22:23	1

QC Sample Results

Client: South Carolina Public Service Authority
 Project/Site: 125915/JM02.09.G01.1/36500

Job ID: 680-232195-1

Method: 6010D - Metals (ICP)

Lab Sample ID: MB 160-604817/1-A							Client Sample ID: Method Blank			
Matrix: Water							Prep Type: Total/NA			
Analysis Batch: 605060							Prep Batch: 604817			
Analyte	MB Result	MB Qualifier	RL	MDL	Unit	D	Prepared	Analyzed	Dil Fac	
Lithium	50.0	U	50.0		ug/L		03/23/23 14:17	03/24/23 19:15	1	
Lab Sample ID: LCS 160-604817/2-A							Client Sample ID: Lab Control Sample			
Matrix: Water							Prep Type: Total/NA			
Analysis Batch: 605060							Prep Batch: 604817			
Analyte	Spike Added	LCS Result	LCS Qualifier	Unit	D	%Rec	%Rec Limits			
Lithium	100	104.4		ug/L		104	80 - 120			
Lab Sample ID: MB 160-604819/1-A							Client Sample ID: Method Blank			
Matrix: Water							Prep Type: Total/NA			
Analysis Batch: 605060							Prep Batch: 604819			
Analyte	MB Result	MB Qualifier	RL	MDL	Unit	D	Prepared	Analyzed	Dil Fac	
Lithium	50.0	U	50.0		ug/L		03/23/23 14:19	03/24/23 21:45	1	
Lab Sample ID: LCS 160-604819/2-A							Client Sample ID: Lab Control Sample			
Matrix: Water							Prep Type: Total/NA			
Analysis Batch: 605060							Prep Batch: 604819			
Analyte	Spike Added	LCS Result	LCS Qualifier	Unit	D	%Rec	%Rec Limits			
Lithium	100	111.0		ug/L		111	80 - 120			
Lab Sample ID: MB 160-604820/1-A							Client Sample ID: Method Blank			
Matrix: Water							Prep Type: Total/NA			
Analysis Batch: 605060							Prep Batch: 604820			
Analyte	MB Result	MB Qualifier	RL	MDL	Unit	D	Prepared	Analyzed	Dil Fac	
Lithium	50.0	U	50.0		ug/L		03/23/23 14:21	03/25/23 00:28	1	
Lab Sample ID: LCS 160-604820/2-A							Client Sample ID: Lab Control Sample			
Matrix: Water							Prep Type: Total/NA			
Analysis Batch: 605060							Prep Batch: 604820			
Analyte	Spike Added	LCS Result	LCS Qualifier	Unit	D	%Rec	%Rec Limits			
Lithium	100	112.0		ug/L		112	80 - 120			
Lab Sample ID: MB 680-768608/1-A							Client Sample ID: Method Blank			
Matrix: Water							Prep Type: Total Recoverable			
Analysis Batch: 768929							Prep Batch: 768608			
Analyte	MB Result	MB Qualifier	RL	MDL	Unit	D	Prepared	Analyzed	Dil Fac	
Calcium	500	U	500		ug/L		03/20/23 13:39	03/21/23 10:42	1	
Iron	100	U	100		ug/L		03/20/23 13:39	03/21/23 10:42	1	
Magnesium	500	U	500		ug/L		03/20/23 13:39	03/21/23 10:42	1	
Molybdenum	10.0	U	10.0		ug/L		03/20/23 13:39	03/21/23 10:42	1	
Potassium	1000	U	1000		ug/L		03/20/23 13:39	03/21/23 10:42	1	
Selenium	20.0	U	20.0		ug/L		03/20/23 13:39	03/21/23 10:42	1	
Sodium	2000	U	2000		ug/L		03/20/23 13:39	03/21/23 10:42	1	

QC Sample Results

Client: South Carolina Public Service Authority
 Project/Site: 125915/JM02.09.G01.1/36500

Job ID: 680-232195-1

Method: 6010D - Metals (ICP) (Continued)

Lab Sample ID: LCS 680-768608/2-A
Matrix: Water
Analysis Batch: 768929

Client Sample ID: Lab Control Sample
Prep Type: Total Recoverable
Prep Batch: 768608

Analyte	Spike Added	LCS Result	LCS Qualifier	Unit	D	%Rec	%Rec	
							Limits	
Calcium	5000	5036		ug/L		101	80 - 120	
Iron	5000	5196		ug/L		104	80 - 120	
Magnesium	5010	5075		ug/L		101	80 - 120	
Molybdenum	100	101.3		ug/L		101	80 - 120	
Potassium	6970	7195		ug/L		103	80 - 120	
Selenium	100	91.14		ug/L		91	80 - 120	
Sodium	5050	4981		ug/L		99	80 - 120	

Lab Sample ID: MB 680-768859/1-A
Matrix: Water
Analysis Batch: 768929

Client Sample ID: Method Blank
Prep Type: Total Recoverable
Prep Batch: 768859

Analyte	MB MB		RL	MDL	Unit	D	Prepared	Analyzed	Dil Fac
	Result	Qualifier							
Calcium	500	U	500		ug/L		03/20/23 09:01	03/21/23 19:06	1
Iron	100	U	100		ug/L		03/20/23 09:01	03/21/23 19:06	1
Magnesium	500	U	500		ug/L		03/20/23 09:01	03/21/23 19:06	1
Molybdenum	10.0	U	10.0		ug/L		03/20/23 09:01	03/21/23 19:06	1
Potassium	1000	U	1000		ug/L		03/20/23 09:01	03/21/23 19:06	1
Selenium	20.0	U	20.0		ug/L		03/20/23 09:01	03/21/23 19:06	1
Sodium	2000	U	2000		ug/L		03/20/23 09:01	03/21/23 19:06	1

Lab Sample ID: LCS 680-768859/2-A
Matrix: Water
Analysis Batch: 768929

Client Sample ID: Lab Control Sample
Prep Type: Total Recoverable
Prep Batch: 768859

Analyte	Spike Added	LCS Result	LCS Qualifier	Unit	D	%Rec	%Rec	
							Limits	
Calcium	5000	5013		ug/L		100	80 - 120	
Iron	5000	5131		ug/L		103	80 - 120	
Magnesium	5010	5094		ug/L		102	80 - 120	
Molybdenum	100	100.7		ug/L		101	80 - 120	
Potassium	6970	7245		ug/L		104	80 - 120	
Selenium	100	95.19		ug/L		95	80 - 120	
Sodium	5050	5031		ug/L		100	80 - 120	

Lab Sample ID: MB 680-769547/1-A
Matrix: Water
Analysis Batch: 769727

Client Sample ID: Method Blank
Prep Type: Total Recoverable
Prep Batch: 769547

Analyte	MB MB		RL	MDL	Unit	D	Prepared	Analyzed	Dil Fac
	Result	Qualifier							
Calcium	500	U	500		ug/L		03/24/23 14:44	03/24/23 19:40	1
Iron	100	U	100		ug/L		03/24/23 14:44	03/24/23 19:40	1
Magnesium	500	U	500		ug/L		03/24/23 14:44	03/24/23 19:40	1
Molybdenum	10.0	U	10.0		ug/L		03/24/23 14:44	03/24/23 19:40	1
Potassium	1000	U	1000		ug/L		03/24/23 14:44	03/24/23 19:40	1
Selenium	20.0	U	20.0		ug/L		03/24/23 14:44	03/24/23 19:40	1
Sodium	2000	U	2000		ug/L		03/24/23 14:44	03/24/23 19:40	1

QC Sample Results

Client: South Carolina Public Service Authority
 Project/Site: 125915/JM02.09.G01.1/36500

Job ID: 680-232195-1

Method: 6010D - Metals (ICP) (Continued)

Lab Sample ID: LCS 680-769547/2-A
Matrix: Water
Analysis Batch: 769727

Client Sample ID: Lab Control Sample
Prep Type: Total Recoverable
Prep Batch: 769547

Analyte	Spike Added	LCS Result	LCS Qualifier	Unit	D	%Rec	%Rec Limits	
							Lower	Upper
Calcium	5000	4687		ug/L		94	80 - 120	
Iron	5000	4647		ug/L		93	80 - 120	
Magnesium	5010	4712		ug/L		94	80 - 120	
Molybdenum	100	94.36		ug/L		94	80 - 120	
Potassium	6970	6849		ug/L		98	80 - 120	
Selenium	100	88.77		ug/L		89	80 - 120	
Sodium	5050	4885		ug/L		97	80 - 120	

Lab Sample ID: 680-232195-17 MS
Matrix: Water
Analysis Batch: 605060

Client Sample ID: AF56394
Prep Type: Dissolved
Prep Batch: 604819

Analyte	Sample Result	Sample Qualifier	Spike Added	MS Result	MS Qualifier	Unit	D	%Rec	%Rec Limits	
									Lower	Upper
Lithium	50.0	U	100	109.8		ug/L		110	75 - 125	

Lab Sample ID: 680-232195-17 MSD
Matrix: Water
Analysis Batch: 605060

Client Sample ID: AF56394
Prep Type: Dissolved
Prep Batch: 604819

Analyte	Sample Result	Sample Qualifier	Spike Added	MSD Result	MSD Qualifier	Unit	D	%Rec	%Rec Limits		RPD	Limit
									Lower	Upper		
Lithium	50.0	U	100	105.2		ug/L		105	75 - 125	4	20	

Lab Sample ID: 680-232195-37 MS
Matrix: Water
Analysis Batch: 605060

Client Sample ID: AF56411
Prep Type: Dissolved
Prep Batch: 604820

Analyte	Sample Result	Sample Qualifier	Spike Added	MS Result	MS Qualifier	Unit	D	%Rec	%Rec Limits	
									Lower	Upper
Lithium	92.4		100	217.4		ug/L		125	75 - 125	

Lab Sample ID: 680-232195-37 MSD
Matrix: Water
Analysis Batch: 605060

Client Sample ID: AF56411
Prep Type: Dissolved
Prep Batch: 604820

Analyte	Sample Result	Sample Qualifier	Spike Added	MSD Result	MSD Qualifier	Unit	D	%Rec	%Rec Limits		RPD	Limit
									Lower	Upper		
Lithium	92.4		100	216.3		ug/L		124	75 - 125	1	20	

Lab Sample ID: 680-232195-15 MS
Matrix: Water
Analysis Batch: 768929

Client Sample ID: AF56417
Prep Type: Dissolved
Prep Batch: 768859

Analyte	Sample Result	Sample Qualifier	Spike Added	MS Result	MS Qualifier	Unit	D	%Rec	%Rec Limits	
									Lower	Upper
Calcium	270000		5000	260000	4	ug/L		-196	75 - 125	
Iron	1940		5000	6853		ug/L		98	75 - 125	
Magnesium	38900		5010	42060	4	ug/L		62	75 - 125	
Molybdenum	21.2		100	121.2		ug/L		100	75 - 125	
Potassium	14100		6970	20270		ug/L		89	75 - 125	
Selenium	20.0	U	100	90.82		ug/L		91	75 - 125	
Sodium	72300		5050	73490	4	ug/L		25	75 - 125	

QC Sample Results

Client: South Carolina Public Service Authority
 Project/Site: 125915/JM02.09.G01.1/36500

Job ID: 680-232195-1

Method: 6010D - Metals (ICP) (Continued)

Lab Sample ID: 680-232195-15 MSD

Matrix: Water

Analysis Batch: 768929

Client Sample ID: AF56417

Prep Type: Dissolved

Prep Batch: 768859

Analyte	Sample	Sample	Spike	MSD	MSD	Unit	D	%Rec	%Rec	RPD	Limit
	Result	Qualifier	Added	Result	Qualifier				Limits		
Calcium	270000		5000	255000	4	ug/L		-296	75 - 125	2	20
Iron	1940		5000	6800		ug/L		97	75 - 125	1	20
Magnesium	38900		5010	41060	4	ug/L		42	75 - 125	2	20
Molybdenum	21.2		100	119.7		ug/L		99	75 - 125	1	20
Potassium	14100		6970	20170		ug/L		88	75 - 125	0	20
Selenium	20.0	U	100	95.36		ug/L		95	75 - 125	5	20
Sodium	72300		5050	71860	4	ug/L		-8	75 - 125	2	20

Method: 6020B - Metals (ICP/MS)

Lab Sample ID: MB 680-768492/1-A

Matrix: Water

Analysis Batch: 768799

Client Sample ID: Method Blank

Prep Type: Total Recoverable

Prep Batch: 768492

Analyte	MB	MB	RL	MDL	Unit	D	Prepared	Analyzed	Dil Fac
	Result	Qualifier							
Aluminum	100	U	100		ug/L		03/20/23 07:40	03/21/23 07:15	1
Antimony	5.00	U	5.00		ug/L		03/20/23 07:40	03/21/23 07:15	1
Arsenic	3.00	U	3.00		ug/L		03/20/23 07:40	03/21/23 07:15	1
Barium	5.00	U	5.00		ug/L		03/20/23 07:40	03/21/23 07:15	1
Beryllium	0.500	U	0.500		ug/L		03/20/23 07:40	03/21/23 07:15	1
Cadmium	0.500	U	0.500		ug/L		03/20/23 07:40	03/21/23 07:15	1
Chromium	5.00	U	5.00		ug/L		03/20/23 07:40	03/21/23 07:15	1
Cobalt	0.500	U	0.500		ug/L		03/20/23 07:40	03/21/23 07:15	1
Lead	2.50	U	2.50		ug/L		03/20/23 07:40	03/21/23 07:15	1
Nickel	5.00	U	5.00		ug/L		03/20/23 07:40	03/21/23 07:15	1
Silver	1.00	U	1.00		ug/L		03/20/23 07:40	03/21/23 07:15	1
Thallium	1.00	U	1.00		ug/L		03/20/23 07:40	03/21/23 07:15	1
Zinc	20.0	U	20.0		ug/L		03/20/23 07:40	03/21/23 07:15	1

Lab Sample ID: LCS 680-768492/2-A

Matrix: Water

Analysis Batch: 768799

Client Sample ID: Lab Control Sample

Prep Type: Total Recoverable

Prep Batch: 768492

Analyte	Spike Added	LCS	LCS	Unit	D	%Rec	%Rec
		Result	Qualifier				Limits
Aluminum	5000	4932		ug/L		99	80 - 120
Antimony	50.0	47.96		ug/L		96	80 - 120
Arsenic	100	100.2		ug/L		100	80 - 120
Barium	100	97.57		ug/L		98	80 - 120
Beryllium	50.0	49.66		ug/L		99	80 - 120
Cadmium	50.0	48.34		ug/L		97	80 - 120
Chromium	100	101.0		ug/L		101	80 - 120
Cobalt	50.0	50.30		ug/L		101	80 - 120
Lead	505	492.9		ug/L		98	80 - 120
Nickel	100	98.30		ug/L		98	80 - 120
Silver	50.0	47.86		ug/L		96	80 - 120
Thallium	50.0	47.36		ug/L		95	80 - 120
Zinc	100	104.8		ug/L		105	80 - 120

Eurofins Savannah

QC Sample Results

Client: South Carolina Public Service Authority
 Project/Site: 125915/JM02.09.G01.1/36500

Job ID: 680-232195-1

Method: 6020B - Metals (ICP/MS) (Continued)

Lab Sample ID: MB 680-768540/1-A
Matrix: Water
Analysis Batch: 768945

Client Sample ID: Method Blank
Prep Type: Total Recoverable
Prep Batch: 768540

Analyte	MB MB		RL	MDL	Unit	D	Prepared	Analyzed	Dil Fac
	Result	Qualifier							
Aluminum	100	U	100		ug/L		03/20/23 09:01	03/21/23 15:59	1
Antimony	5.00	U	5.00		ug/L		03/20/23 09:01	03/21/23 15:59	1
Arsenic	3.00	U	3.00		ug/L		03/20/23 09:01	03/21/23 15:59	1
Barium	5.00	U	5.00		ug/L		03/20/23 09:01	03/21/23 15:59	1
Beryllium	0.500	U	0.500		ug/L		03/20/23 09:01	03/21/23 15:59	1
Cadmium	0.500	U	0.500		ug/L		03/20/23 09:01	03/21/23 15:59	1
Chromium	5.00	U	5.00		ug/L		03/20/23 09:01	03/21/23 15:59	1
Cobalt	0.500	U	0.500		ug/L		03/20/23 09:01	03/21/23 15:59	1
Lead	2.50	U	2.50		ug/L		03/20/23 09:01	03/21/23 15:59	1
Nickel	5.00	U	5.00		ug/L		03/20/23 09:01	03/21/23 15:59	1
Silver	1.00	U	1.00		ug/L		03/20/23 09:01	03/21/23 15:59	1
Thallium	1.00	U	1.00		ug/L		03/20/23 09:01	03/21/23 15:59	1
Zinc	20.0	U	20.0		ug/L		03/20/23 09:01	03/21/23 15:59	1

Lab Sample ID: LCS 680-768540/2-A
Matrix: Water
Analysis Batch: 768945

Client Sample ID: Lab Control Sample
Prep Type: Total Recoverable
Prep Batch: 768540

Analyte	Spike Added	LCS Result	LCS Qualifier	Unit	D	%Rec	%Rec Limits
Antimony	50.0	51.80		ug/L		104	80 - 120
Arsenic	100	103.7		ug/L		104	80 - 120
Barium	100	102.1		ug/L		102	80 - 120
Beryllium	50.0	54.66		ug/L		109	80 - 120
Cadmium	50.0	51.98		ug/L		104	80 - 120
Chromium	100	108.2		ug/L		108	80 - 120
Cobalt	50.0	53.54		ug/L		107	80 - 120
Lead	505	507.5		ug/L		101	80 - 120
Nickel	100	105.2		ug/L		105	80 - 120
Silver	50.0	54.86		ug/L		110	80 - 120
Thallium	50.0	49.92		ug/L		100	80 - 120
Zinc	100	110.6		ug/L		111	80 - 120

Lab Sample ID: MB 680-768613/1-A
Matrix: Water
Analysis Batch: 768945

Client Sample ID: Method Blank
Prep Type: Total Recoverable
Prep Batch: 768613

Analyte	MB MB		RL	MDL	Unit	D	Prepared	Analyzed	Dil Fac
	Result	Qualifier							
Aluminum	100	U	100		ug/L		03/20/23 13:39	03/21/23 21:56	1
Antimony	5.00	U	5.00		ug/L		03/20/23 13:39	03/21/23 21:56	1
Arsenic	3.00	U	3.00		ug/L		03/20/23 13:39	03/21/23 21:56	1
Barium	5.00	U	5.00		ug/L		03/20/23 13:39	03/21/23 21:56	1
Beryllium	0.500	U	0.500		ug/L		03/20/23 13:39	03/21/23 21:56	1
Cadmium	0.500	U	0.500		ug/L		03/20/23 13:39	03/21/23 21:56	1
Chromium	5.00	U	5.00		ug/L		03/20/23 13:39	03/21/23 21:56	1
Cobalt	0.500	U	0.500		ug/L		03/20/23 13:39	03/21/23 21:56	1
Lead	2.50	U	2.50		ug/L		03/20/23 13:39	03/21/23 21:56	1
Nickel	5.00	U	5.00		ug/L		03/20/23 13:39	03/21/23 21:56	1
Silver	1.00	U	1.00		ug/L		03/20/23 13:39	03/21/23 21:56	1

Eurofins Savannah

QC Sample Results

Client: South Carolina Public Service Authority
 Project/Site: 125915/JM02.09.G01.1/36500

Job ID: 680-232195-1

Method: 6020B - Metals (ICP/MS) (Continued)

Lab Sample ID: MB 680-768613/1-A
 Matrix: Water
 Analysis Batch: 768945

Client Sample ID: Method Blank
 Prep Type: Total Recoverable
 Prep Batch: 768613

Analyte	MB MB		RL	MDL	Unit	D	Prepared	Analyzed	Dil Fac
	Result	Qualifier							
Thallium	1.00	U	1.00		ug/L		03/20/23 13:39	03/21/23 21:56	1
Zinc	20.0	U	20.0		ug/L		03/20/23 13:39	03/21/23 21:56	1

Lab Sample ID: LCS 680-768613/2-A
 Matrix: Water
 Analysis Batch: 768945

Client Sample ID: Lab Control Sample
 Prep Type: Total Recoverable
 Prep Batch: 768613

Analyte	Spike Added	LCS Result	LCS Qualifier	Unit	D	%Rec	%Rec Limits
Antimony	50.0	50.30		ug/L		101	80 - 120
Arsenic	100	96.86		ug/L		97	80 - 120
Barium	100	96.16		ug/L		96	80 - 120
Beryllium	50.0	49.35		ug/L		99	80 - 120
Cadmium	50.0	49.86		ug/L		100	80 - 120
Chromium	100	98.60		ug/L		99	80 - 120
Cobalt	50.0	50.99		ug/L		102	80 - 120
Lead	505	475.9		ug/L		94	80 - 120
Nickel	100	96.51		ug/L		97	80 - 120
Silver	50.0	49.14		ug/L		98	80 - 120
Thallium	50.0	47.31		ug/L		95	80 - 120
Zinc	100	101.1		ug/L		101	80 - 120

Lab Sample ID: 680-232195-15 MS
 Matrix: Water
 Analysis Batch: 768945

Client Sample ID: AF56417
 Prep Type: Dissolved
 Prep Batch: 768540

Analyte	Sample Sample		Spike Added	MS MS		Unit	D	%Rec	%Rec Limits
	Result	Qualifier		Result	Qualifier				
Aluminum	100	U	5000	5266		ug/L		104	75 - 125
Antimony	5.00	U	50.0	51.47		ug/L		103	75 - 125
Arsenic	84.0		100	178.9		ug/L		95	75 - 125
Barium	50.0		100	145.4		ug/L		95	75 - 125
Beryllium	0.500	U	50.0	54.31		ug/L		109	75 - 125
Cadmium	0.500	U	50.0	51.03		ug/L		102	75 - 125
Chromium	5.00	U	100	107.5		ug/L		106	75 - 125
Cobalt	0.500	U	50.0	52.11		ug/L		104	75 - 125
Lead	2.50	U	505	509.1		ug/L		101	75 - 125
Nickel	5.00	U	100	102.7		ug/L		103	75 - 125
Silver	1.00	U	50.0	50.31		ug/L		101	75 - 125
Thallium	1.00	U	50.0	50.73		ug/L		101	75 - 125
Zinc	20.0	U	100	101.3		ug/L		97	75 - 125

Lab Sample ID: 680-232195-15 MSD
 Matrix: Water
 Analysis Batch: 768945

Client Sample ID: AF56417
 Prep Type: Dissolved
 Prep Batch: 768540

Analyte	Sample Sample		Spike Added	MSD MSD		Unit	D	%Rec	%Rec Limits	RPD	
	Result	Qualifier		Result	Qualifier					RPD	Limit
Aluminum	100	U	5000	5228		ug/L		104	75 - 125	1	20
Antimony	5.00	U	50.0	49.87		ug/L		100	75 - 125	3	20
Arsenic	84.0		100	181.5		ug/L		98	75 - 125	1	20

Eurofins Savannah

QC Sample Results

Client: South Carolina Public Service Authority
 Project/Site: 125915/JM02.09.G01.1/36500

Job ID: 680-232195-1

Method: 6020B - Metals (ICP/MS) (Continued)

Lab Sample ID: 680-232195-15 MSD

Matrix: Water

Analysis Batch: 768945

Client Sample ID: AF56417

Prep Type: Dissolved

Prep Batch: 768540

Analyte	Sample	Sample	Spike	MSD	MSD	Unit	D	%Rec	%Rec		RPD
	Result	Qualifier	Added	Result	Qualifier				Limits	RPD	Limit
Barium	50.0		100	145.6		ug/L		96	75 - 125	0	20
Beryllium	0.500	U	50.0	52.47		ug/L		105	75 - 125	3	20
Cadmium	0.500	U	50.0	49.32		ug/L		99	75 - 125	3	20
Chromium	5.00	U	100	104.1		ug/L		103	75 - 125	3	20
Cobalt	0.500	U	50.0	52.90		ug/L		106	75 - 125	2	20
Lead	2.50	U	505	507.0		ug/L		100	75 - 125	0	20
Nickel	5.00	U	100	99.09		ug/L		99	75 - 125	4	20
Silver	1.00	U	50.0	50.77		ug/L		102	75 - 125	1	20
Thallium	1.00	U	50.0	50.56		ug/L		101	75 - 125	0	20
Zinc	20.0	U	100	102.5		ug/L		98	75 - 125	1	20

QC Association Summary

Client: South Carolina Public Service Authority
 Project/Site: 125915/JM02.09.G01.1/36500

Job ID: 680-232195-1

Metals

Prep Batch: 604817

Lab Sample ID	Client Sample ID	Prep Type	Matrix	Method	Prep Batch
680-232195-1	AF56421	Dissolved	Water	3010A	
680-232195-2	AF56424	Dissolved	Water	3010A	
680-232195-3	AF56439	Dissolved	Water	3010A	
680-232195-4	AF56441	Dissolved	Water	3010A	
680-232195-5	AF56414	Dissolved	Water	3010A	
680-232195-6	AF56423	Dissolved	Water	3010A	
680-232195-7	AF56428	Dissolved	Water	3010A	
680-232195-8	AF56419	Dissolved	Water	3010A	
680-232195-9	AF56425	Dissolved	Water	3010A	
680-232195-10	AF56426	Dissolved	Water	3010A	
680-232195-11	AF56427	Dissolved	Water	3010A	
680-232195-12	AF56408	Dissolved	Water	3010A	
680-232195-13	AF56415	Dissolved	Water	3010A	
680-232195-14	AF56416	Dissolved	Water	3010A	
680-232195-15	AF56417	Dissolved	Water	3010A	
680-232195-16	AF56429	Dissolved	Water	3010A	
MB 160-604817/1-A	Method Blank	Total/NA	Water	3010A	
LCS 160-604817/2-A	Lab Control Sample	Total/NA	Water	3010A	

Prep Batch: 604819

Lab Sample ID	Client Sample ID	Prep Type	Matrix	Method	Prep Batch
680-232195-17	AF56394	Dissolved	Water	3010A	
680-232195-18	AF56331	Dissolved	Water	3010A	
680-232195-19	AF56332	Dissolved	Water	3010A	
680-232195-20	AF56395	Dissolved	Water	3010A	
680-232195-21	AF56396	Dissolved	Water	3010A	
680-232195-22	AF56397	Dissolved	Water	3010A	
680-232195-23	AF56400	Dissolved	Water	3010A	
680-232195-24	AF56442	Dissolved	Water	3010A	
680-232195-25	AF56443	Dissolved	Water	3010A	
680-232195-26	AF56402	Dissolved	Water	3010A	
680-232195-27	AF56403	Dissolved	Water	3010A	
680-232195-28	AF56404	Dissolved	Water	3010A	
680-232195-29	AF56434	Dissolved	Water	3010A	
680-232195-30	AF56433	Dissolved	Water	3010A	
680-232195-31	AF56435	Dissolved	Water	3010A	
680-232195-32	AF56436	Dissolved	Water	3010A	
680-232195-33	AF56437	Dissolved	Water	3010A	
680-232195-34	AF56438	Dissolved	Water	3010A	
680-232195-35	AF56409	Dissolved	Water	3010A	
680-232195-36	AF56410	Dissolved	Water	3010A	
MB 160-604819/1-A	Method Blank	Total/NA	Water	3010A	
LCS 160-604819/2-A	Lab Control Sample	Total/NA	Water	3010A	
680-232195-17 MS	AF56394	Dissolved	Water	3010A	
680-232195-17 MSD	AF56394	Dissolved	Water	3010A	

Prep Batch: 604820

Lab Sample ID	Client Sample ID	Prep Type	Matrix	Method	Prep Batch
680-232195-37	AF56411	Dissolved	Water	3010A	
680-232195-38	AF56412	Dissolved	Water	3010A	
680-232195-39	AF56413	Dissolved	Water	3010A	



QC Association Summary

Client: South Carolina Public Service Authority
 Project/Site: 125915/JM02.09.G01.1/36500

Job ID: 680-232195-1

Metals (Continued)

Prep Batch: 604820 (Continued)

Lab Sample ID	Client Sample ID	Prep Type	Matrix	Method	Prep Batch
680-232195-40	AF56430	Dissolved	Water	3010A	
680-232195-41	AF56406	Dissolved	Water	3010A	
680-232195-42	AF56407	Dissolved	Water	3010A	
680-232195-43	AF56418	Dissolved	Water	3010A	
680-232195-44	AF56422	Dissolved	Water	3010A	
MB 160-604820/1-A	Method Blank	Total/NA	Water	3010A	
LCS 160-604820/2-A	Lab Control Sample	Total/NA	Water	3010A	
680-232195-37 MS	AF56411	Dissolved	Water	3010A	
680-232195-37 MSD	AF56411	Dissolved	Water	3010A	

Analysis Batch: 605060

Lab Sample ID	Client Sample ID	Prep Type	Matrix	Method	Prep Batch
680-232195-1	AF56421	Dissolved	Water	6010D	604817
680-232195-2	AF56424	Dissolved	Water	6010D	604817
680-232195-3	AF56439	Dissolved	Water	6010D	604817
680-232195-4	AF56441	Dissolved	Water	6010D	604817
680-232195-5	AF56414	Dissolved	Water	6010D	604817
680-232195-6	AF56423	Dissolved	Water	6010D	604817
680-232195-7	AF56428	Dissolved	Water	6010D	604817
680-232195-8	AF56419	Dissolved	Water	6010D	604817
680-232195-9	AF56425	Dissolved	Water	6010D	604817
680-232195-10	AF56426	Dissolved	Water	6010D	604817
680-232195-11	AF56427	Dissolved	Water	6010D	604817
680-232195-12	AF56408	Dissolved	Water	6010D	604817
680-232195-13	AF56415	Dissolved	Water	6010D	604817
680-232195-14	AF56416	Dissolved	Water	6010D	604817
680-232195-15	AF56417	Dissolved	Water	6010D	604817
680-232195-16	AF56429	Dissolved	Water	6010D	604817
680-232195-17	AF56394	Dissolved	Water	6010D	604819
680-232195-18	AF56331	Dissolved	Water	6010D	604819
680-232195-19	AF56332	Dissolved	Water	6010D	604819
680-232195-20	AF56395	Dissolved	Water	6010D	604819
680-232195-21	AF56396	Dissolved	Water	6010D	604819
680-232195-22	AF56397	Dissolved	Water	6010D	604819
680-232195-23	AF56400	Dissolved	Water	6010D	604819
680-232195-24	AF56442	Dissolved	Water	6010D	604819
680-232195-25	AF56443	Dissolved	Water	6010D	604819
680-232195-26	AF56402	Dissolved	Water	6010D	604819
680-232195-27	AF56403	Dissolved	Water	6010D	604819
680-232195-28	AF56404	Dissolved	Water	6010D	604819
680-232195-29	AF56434	Dissolved	Water	6010D	604819
680-232195-30	AF56433	Dissolved	Water	6010D	604819
680-232195-31	AF56435	Dissolved	Water	6010D	604819
680-232195-32	AF56436	Dissolved	Water	6010D	604819
680-232195-33	AF56437	Dissolved	Water	6010D	604819
680-232195-34	AF56438	Dissolved	Water	6010D	604819
680-232195-35	AF56409	Dissolved	Water	6010D	604819
680-232195-36	AF56410	Dissolved	Water	6010D	604819
680-232195-37	AF56411	Dissolved	Water	6010D	604820
680-232195-38	AF56412	Dissolved	Water	6010D	604820
680-232195-39	AF56413	Dissolved	Water	6010D	604820

Eurofins Savannah

QC Association Summary

Client: South Carolina Public Service Authority
 Project/Site: 125915/JM02.09.G01.1/36500

Job ID: 680-232195-1

Metals (Continued)

Analysis Batch: 605060 (Continued)

Lab Sample ID	Client Sample ID	Prep Type	Matrix	Method	Prep Batch
680-232195-40	AF56430	Dissolved	Water	6010D	604820
680-232195-41	AF56406	Dissolved	Water	6010D	604820
680-232195-42	AF56407	Dissolved	Water	6010D	604820
680-232195-43	AF56418	Dissolved	Water	6010D	604820
680-232195-44	AF56422	Dissolved	Water	6010D	604820
MB 160-604817/1-A	Method Blank	Total/NA	Water	6010D	604817
MB 160-604819/1-A	Method Blank	Total/NA	Water	6010D	604819
MB 160-604820/1-A	Method Blank	Total/NA	Water	6010D	604820
LCS 160-604817/2-A	Lab Control Sample	Total/NA	Water	6010D	604817
LCS 160-604819/2-A	Lab Control Sample	Total/NA	Water	6010D	604819
LCS 160-604820/2-A	Lab Control Sample	Total/NA	Water	6010D	604820
680-232195-17 MS	AF56394	Dissolved	Water	6010D	604819
680-232195-17 MSD	AF56394	Dissolved	Water	6010D	604819
680-232195-37 MS	AF56411	Dissolved	Water	6010D	604820
680-232195-37 MSD	AF56411	Dissolved	Water	6010D	604820

Prep Batch: 768492

Lab Sample ID	Client Sample ID	Prep Type	Matrix	Method	Prep Batch
680-232195-1	AF56421	Dissolved	Water	3005A	
680-232195-2	AF56424	Dissolved	Water	3005A	
680-232195-3	AF56439	Dissolved	Water	3005A	
680-232195-4	AF56441	Dissolved	Water	3005A	
680-232195-5	AF56414	Dissolved	Water	3005A	
680-232195-6	AF56423	Dissolved	Water	3005A	
680-232195-7	AF56428	Dissolved	Water	3005A	
680-232195-8	AF56419	Dissolved	Water	3005A	
680-232195-9	AF56425	Dissolved	Water	3005A	
680-232195-10	AF56426	Dissolved	Water	3005A	
680-232195-11	AF56427	Dissolved	Water	3005A	
680-232195-12	AF56408	Dissolved	Water	3005A	
680-232195-13	AF56415	Dissolved	Water	3005A	
680-232195-14	AF56416	Dissolved	Water	3005A	
MB 680-768492/1-A	Method Blank	Total Recoverable	Water	3005A	
LCS 680-768492/2-A	Lab Control Sample	Total Recoverable	Water	3005A	

Prep Batch: 768540

Lab Sample ID	Client Sample ID	Prep Type	Matrix	Method	Prep Batch
680-232195-15	AF56417	Dissolved	Water	3005A	
680-232195-16	AF56429	Dissolved	Water	3005A	
680-232195-17	AF56394	Dissolved	Water	3005A	
680-232195-18	AF56331	Dissolved	Water	3005A	
680-232195-19	AF56332	Dissolved	Water	3005A	
680-232195-20	AF56395	Dissolved	Water	3005A	
680-232195-21	AF56396	Dissolved	Water	3005A	
680-232195-22	AF56397	Dissolved	Water	3005A	
680-232195-23	AF56400	Dissolved	Water	3005A	
680-232195-24	AF56442	Dissolved	Water	3005A	
680-232195-25	AF56443	Dissolved	Water	3005A	
680-232195-26	AF56402	Dissolved	Water	3005A	
680-232195-27	AF56403	Dissolved	Water	3005A	
680-232195-28	AF56404	Dissolved	Water	3005A	

QC Association Summary

Client: South Carolina Public Service Authority
 Project/Site: 125915/JM02.09.G01.1/36500

Job ID: 680-232195-1

Metals (Continued)

Prep Batch: 768540 (Continued)

Lab Sample ID	Client Sample ID	Prep Type	Matrix	Method	Prep Batch
680-232195-29	AF56434	Dissolved	Water	3005A	
680-232195-30	AF56433	Dissolved	Water	3005A	
680-232195-31	AF56435	Dissolved	Water	3005A	
680-232195-32	AF56436	Dissolved	Water	3005A	
680-232195-33	AF56437	Dissolved	Water	3005A	
MB 680-768540/1-A	Method Blank	Total Recoverable	Water	3005A	
LCS 680-768540/2-A	Lab Control Sample	Total Recoverable	Water	3005A	
680-232195-15 MS	AF56417	Dissolved	Water	3005A	
680-232195-15 MSD	AF56417	Dissolved	Water	3005A	

Prep Batch: 768608

Lab Sample ID	Client Sample ID	Prep Type	Matrix	Method	Prep Batch
680-232195-34	AF56438	Dissolved	Water	3005A	
680-232195-35	AF56409	Dissolved	Water	3005A	
680-232195-36	AF56410	Dissolved	Water	3005A	
680-232195-37	AF56411	Dissolved	Water	3005A	
680-232195-38	AF56412	Dissolved	Water	3005A	
680-232195-39	AF56413	Dissolved	Water	3005A	
680-232195-40	AF56430	Dissolved	Water	3005A	
680-232195-41	AF56406	Dissolved	Water	3005A	
680-232195-42	AF56407	Dissolved	Water	3005A	
680-232195-43	AF56418	Dissolved	Water	3005A	
680-232195-44	AF56422	Dissolved	Water	3005A	
MB 680-768608/1-A	Method Blank	Total Recoverable	Water	3005A	
LCS 680-768608/2-A	Lab Control Sample	Total Recoverable	Water	3005A	

Prep Batch: 768613

Lab Sample ID	Client Sample ID	Prep Type	Matrix	Method	Prep Batch
680-232195-34	AF56438	Dissolved	Water	3005A	
680-232195-35	AF56409	Dissolved	Water	3005A	
680-232195-36	AF56410	Dissolved	Water	3005A	
680-232195-37	AF56411	Dissolved	Water	3005A	
680-232195-38	AF56412	Dissolved	Water	3005A	
680-232195-39	AF56413	Dissolved	Water	3005A	
680-232195-40	AF56430	Dissolved	Water	3005A	
680-232195-41	AF56406	Dissolved	Water	3005A	
680-232195-42	AF56407	Dissolved	Water	3005A	
680-232195-43	AF56418	Dissolved	Water	3005A	
680-232195-44	AF56422	Dissolved	Water	3005A	
MB 680-768613/1-A	Method Blank	Total Recoverable	Water	3005A	
LCS 680-768613/2-A	Lab Control Sample	Total Recoverable	Water	3005A	

Analysis Batch: 768799

Lab Sample ID	Client Sample ID	Prep Type	Matrix	Method	Prep Batch
680-232195-1	AF56421	Dissolved	Water	6020B	768492
680-232195-2	AF56424	Dissolved	Water	6020B	768492
680-232195-3	AF56439	Dissolved	Water	6020B	768492
680-232195-4	AF56441	Dissolved	Water	6020B	768492
680-232195-5	AF56414	Dissolved	Water	6020B	768492
680-232195-6	AF56423	Dissolved	Water	6020B	768492
680-232195-7	AF56428	Dissolved	Water	6020B	768492

QC Association Summary

Client: South Carolina Public Service Authority
 Project/Site: 125915/JM02.09.G01.1/36500

Job ID: 680-232195-1

Metals (Continued)

Analysis Batch: 768799 (Continued)

Lab Sample ID	Client Sample ID	Prep Type	Matrix	Method	Prep Batch
680-232195-8	AF56419	Dissolved	Water	6020B	768492
680-232195-9	AF56425	Dissolved	Water	6020B	768492
680-232195-10	AF56426	Dissolved	Water	6020B	768492
680-232195-11	AF56427	Dissolved	Water	6020B	768492
680-232195-12	AF56408	Dissolved	Water	6020B	768492
680-232195-13	AF56415	Dissolved	Water	6020B	768492
680-232195-14	AF56416	Dissolved	Water	6020B	768492
MB 680-768492/1-A	Method Blank	Total Recoverable	Water	6020B	768492
LCS 680-768492/2-A	Lab Control Sample	Total Recoverable	Water	6020B	768492

Prep Batch: 768859

Lab Sample ID	Client Sample ID	Prep Type	Matrix	Method	Prep Batch
680-232195-15	AF56417	Dissolved	Water	3005A	
680-232195-16	AF56429	Dissolved	Water	3005A	
680-232195-17	AF56394	Dissolved	Water	3005A	
680-232195-18	AF56331	Dissolved	Water	3005A	
680-232195-19	AF56332	Dissolved	Water	3005A	
680-232195-20	AF56395	Dissolved	Water	3005A	
680-232195-21	AF56396	Dissolved	Water	3005A	
680-232195-22	AF56397	Dissolved	Water	3005A	
680-232195-23	AF56400	Dissolved	Water	3005A	
680-232195-24	AF56442	Dissolved	Water	3005A	
680-232195-25	AF56443	Dissolved	Water	3005A	
680-232195-26	AF56402	Dissolved	Water	3005A	
680-232195-27	AF56403	Dissolved	Water	3005A	
680-232195-28	AF56404	Dissolved	Water	3005A	
680-232195-29	AF56434	Dissolved	Water	3005A	
680-232195-30	AF56433	Dissolved	Water	3005A	
680-232195-31	AF56435	Dissolved	Water	3005A	
680-232195-32	AF56436	Dissolved	Water	3005A	
680-232195-33	AF56437	Dissolved	Water	3005A	
MB 680-768859/1-A	Method Blank	Total Recoverable	Water	3005A	
LCS 680-768859/2-A	Lab Control Sample	Total Recoverable	Water	3005A	
680-232195-15 MS	AF56417	Dissolved	Water	3005A	
680-232195-15 MSD	AF56417	Dissolved	Water	3005A	

Analysis Batch: 768929

Lab Sample ID	Client Sample ID	Prep Type	Matrix	Method	Prep Batch
680-232195-15	AF56417	Dissolved	Water	6010D	768859
680-232195-16	AF56429	Dissolved	Water	6010D	768859
680-232195-17	AF56394	Dissolved	Water	6010D	768859
680-232195-18	AF56331	Dissolved	Water	6010D	768859
680-232195-19	AF56332	Dissolved	Water	6010D	768859
680-232195-20	AF56395	Dissolved	Water	6010D	768859
680-232195-21	AF56396	Dissolved	Water	6010D	768859
680-232195-22	AF56397	Dissolved	Water	6010D	768859
680-232195-23	AF56400	Dissolved	Water	6010D	768859
680-232195-24	AF56442	Dissolved	Water	6010D	768859
680-232195-25	AF56443	Dissolved	Water	6010D	768859
680-232195-26	AF56402	Dissolved	Water	6010D	768859
680-232195-27	AF56403	Dissolved	Water	6010D	768859

Eurofins Savannah

1
2
3
4
5
6
7
8
9
10
11
12
13
14

QC Association Summary

Client: South Carolina Public Service Authority
 Project/Site: 125915/JM02.09.G01.1/36500

Job ID: 680-232195-1

Metals (Continued)

Analysis Batch: 768929 (Continued)

Lab Sample ID	Client Sample ID	Prep Type	Matrix	Method	Prep Batch
680-232195-28	AF56404	Dissolved	Water	6010D	768859
680-232195-29	AF56434	Dissolved	Water	6010D	768859
680-232195-30	AF56433	Dissolved	Water	6010D	768859
680-232195-31	AF56435	Dissolved	Water	6010D	768859
680-232195-32	AF56436	Dissolved	Water	6010D	768859
680-232195-33	AF56437	Dissolved	Water	6010D	768859
680-232195-34	AF56438	Dissolved	Water	6010D	768608
680-232195-35	AF56409	Dissolved	Water	6010D	768608
680-232195-36	AF56410	Dissolved	Water	6010D	768608
680-232195-37	AF56411	Dissolved	Water	6010D	768608
680-232195-38	AF56412	Dissolved	Water	6010D	768608
680-232195-39	AF56413	Dissolved	Water	6010D	768608
680-232195-40	AF56430	Dissolved	Water	6010D	768608
680-232195-41	AF56406	Dissolved	Water	6010D	768608
680-232195-42	AF56407	Dissolved	Water	6010D	768608
680-232195-43	AF56418	Dissolved	Water	6010D	768608
680-232195-44	AF56422	Dissolved	Water	6010D	768608
MB 680-768608/1-A	Method Blank	Total Recoverable	Water	6010D	768608
MB 680-768859/1-A	Method Blank	Total Recoverable	Water	6010D	768859
LCS 680-768608/2-A	Lab Control Sample	Total Recoverable	Water	6010D	768608
LCS 680-768859/2-A	Lab Control Sample	Total Recoverable	Water	6010D	768859
680-232195-15 MS	AF56417	Dissolved	Water	6010D	768859
680-232195-15 MSD	AF56417	Dissolved	Water	6010D	768859

Analysis Batch: 768945

Lab Sample ID	Client Sample ID	Prep Type	Matrix	Method	Prep Batch
680-232195-15	AF56417	Dissolved	Water	6020B	768540
680-232195-16	AF56429	Dissolved	Water	6020B	768540
680-232195-17	AF56394	Dissolved	Water	6020B	768540
680-232195-18	AF56331	Dissolved	Water	6020B	768540
680-232195-19	AF56332	Dissolved	Water	6020B	768540
680-232195-20	AF56395	Dissolved	Water	6020B	768540
680-232195-21	AF56396	Dissolved	Water	6020B	768540
680-232195-22	AF56397	Dissolved	Water	6020B	768540
680-232195-23	AF56400	Dissolved	Water	6020B	768540
680-232195-24	AF56442	Dissolved	Water	6020B	768540
680-232195-25	AF56443	Dissolved	Water	6020B	768540
680-232195-26	AF56402	Dissolved	Water	6020B	768540
680-232195-27	AF56403	Dissolved	Water	6020B	768540
680-232195-28	AF56404	Dissolved	Water	6020B	768540
680-232195-29	AF56434	Dissolved	Water	6020B	768540
680-232195-30	AF56433	Dissolved	Water	6020B	768540
680-232195-31	AF56435	Dissolved	Water	6020B	768540
680-232195-32	AF56436	Dissolved	Water	6020B	768540
680-232195-33	AF56437	Dissolved	Water	6020B	768540
680-232195-34	AF56438	Dissolved	Water	6020B	768613
680-232195-35	AF56409	Dissolved	Water	6020B	768613
680-232195-36	AF56410	Dissolved	Water	6020B	768613
680-232195-37	AF56411	Dissolved	Water	6020B	768613
680-232195-38	AF56412	Dissolved	Water	6020B	768613
680-232195-39	AF56413	Dissolved	Water	6020B	768613

Eurofins Savannah



QC Association Summary

Client: South Carolina Public Service Authority
 Project/Site: 125915/JM02.09.G01.1/36500

Job ID: 680-232195-1

Metals (Continued)

Analysis Batch: 768945 (Continued)

Lab Sample ID	Client Sample ID	Prep Type	Matrix	Method	Prep Batch
680-232195-40	AF56430	Dissolved	Water	6020B	768613
680-232195-41	AF56406	Dissolved	Water	6020B	768613
680-232195-42	AF56407	Dissolved	Water	6020B	768613
680-232195-43	AF56418	Dissolved	Water	6020B	768613
680-232195-44	AF56422	Dissolved	Water	6020B	768613
MB 680-768540/1-A	Method Blank	Total Recoverable	Water	6020B	768540
MB 680-768613/1-A	Method Blank	Total Recoverable	Water	6020B	768613
LCS 680-768540/2-A	Lab Control Sample	Total Recoverable	Water	6020B	768540
LCS 680-768613/2-A	Lab Control Sample	Total Recoverable	Water	6020B	768613
680-232195-15 MS	AF56417	Dissolved	Water	6020B	768540
680-232195-15 MSD	AF56417	Dissolved	Water	6020B	768540

Analysis Batch: 769014

Lab Sample ID	Client Sample ID	Prep Type	Matrix	Method	Prep Batch
680-232195-21	AF56396	Dissolved	Water	6020B	768540
680-232195-22	AF56397	Dissolved	Water	6020B	768540
680-232195-23	AF56400	Dissolved	Water	6020B	768540
680-232195-24	AF56442	Dissolved	Water	6020B	768540
680-232195-25	AF56443	Dissolved	Water	6020B	768540
680-232195-26	AF56402	Dissolved	Water	6020B	768540
680-232195-27	AF56403	Dissolved	Water	6020B	768540
680-232195-28	AF56404	Dissolved	Water	6020B	768540
680-232195-29	AF56434	Dissolved	Water	6020B	768540
680-232195-30	AF56433	Dissolved	Water	6020B	768540
680-232195-31	AF56435	Dissolved	Water	6020B	768540
680-232195-32	AF56436	Dissolved	Water	6020B	768540
680-232195-33	AF56437	Dissolved	Water	6020B	768540

Analysis Batch: 769167

Lab Sample ID	Client Sample ID	Prep Type	Matrix	Method	Prep Batch
680-232195-35	AF56409	Dissolved	Water	6010D	768608
680-232195-36	AF56410	Dissolved	Water	6010D	768608
680-232195-37	AF56411	Dissolved	Water	6010D	768608

Prep Batch: 769547

Lab Sample ID	Client Sample ID	Prep Type	Matrix	Method	Prep Batch
680-232195-1	AF56421	Dissolved	Water	3005A	
680-232195-2	AF56424	Dissolved	Water	3005A	
680-232195-3	AF56439	Dissolved	Water	3005A	
680-232195-4	AF56441	Dissolved	Water	3005A	
680-232195-5	AF56414	Dissolved	Water	3005A	
680-232195-6	AF56423	Dissolved	Water	3005A	
680-232195-7	AF56428	Dissolved	Water	3005A	
680-232195-8	AF56419	Dissolved	Water	3005A	
680-232195-9	AF56425	Dissolved	Water	3005A	
680-232195-10	AF56426	Dissolved	Water	3005A	
680-232195-11	AF56427	Dissolved	Water	3005A	
680-232195-12	AF56408	Dissolved	Water	3005A	
680-232195-13	AF56415	Dissolved	Water	3005A	
680-232195-14	AF56416	Dissolved	Water	3005A	
MB 680-769547/1-A	Method Blank	Total Recoverable	Water	3005A	

QC Association Summary

Client: South Carolina Public Service Authority
 Project/Site: 125915/JM02.09.G01.1/36500

Job ID: 680-232195-1

Metals (Continued)

Prep Batch: 769547 (Continued)

Lab Sample ID	Client Sample ID	Prep Type	Matrix	Method	Prep Batch
LCS 680-769547/2-A	Lab Control Sample	Total Recoverable	Water	3005A	

Analysis Batch: 769727

Lab Sample ID	Client Sample ID	Prep Type	Matrix	Method	Prep Batch
680-232195-1	AF56421	Dissolved	Water	6010D	769547
680-232195-2	AF56424	Dissolved	Water	6010D	769547
680-232195-3	AF56439	Dissolved	Water	6010D	769547
680-232195-4	AF56441	Dissolved	Water	6010D	769547
680-232195-5	AF56414	Dissolved	Water	6010D	769547
680-232195-6	AF56423	Dissolved	Water	6010D	769547
680-232195-7	AF56428	Dissolved	Water	6010D	769547
680-232195-8	AF56419	Dissolved	Water	6010D	769547
680-232195-9	AF56425	Dissolved	Water	6010D	769547
680-232195-10	AF56426	Dissolved	Water	6010D	769547
680-232195-11	AF56427	Dissolved	Water	6010D	769547
680-232195-12	AF56408	Dissolved	Water	6010D	769547
680-232195-13	AF56415	Dissolved	Water	6010D	769547
680-232195-14	AF56416	Dissolved	Water	6010D	769547
MB 680-769547/1-A	Method Blank	Total Recoverable	Water	6010D	769547
LCS 680-769547/2-A	Lab Control Sample	Total Recoverable	Water	6010D	769547



Lab Chronicle

Client: South Carolina Public Service Authority
 Project/Site: 125915/JM02.09.G01.1/36500

Job ID: 680-232195-1

Client Sample ID: AF56421

Lab Sample ID: 680-232195-1

Date Collected: 03/01/23 14:41

Matrix: Water

Date Received: 03/17/23 10:30

Prep Type	Batch Type	Batch Method	Run	Dilution Factor	Batch Number	Batch Analyst	Lab	Prepared or Analyzed
Dissolved	Prep	3010A			604817	LKP	EET SL	03/23/23 14:17
Dissolved	Analysis	6010D		1	605060	LKP	EET SL	03/24/23 20:16
Dissolved	Prep	3005A			769547	BCB	EET SAV	03/24/23 14:44
Dissolved	Analysis	6010D		1	769727	BCB	EET SAV	03/24/23 19:56
Dissolved	Prep	3005A			768492	RR	EET SAV	03/20/23 07:40
Dissolved	Analysis	6020B		1	768799	BWR	EET SAV	03/21/23 08:04

Client Sample ID: AF56424

Lab Sample ID: 680-232195-2

Date Collected: 03/01/23 13:37

Matrix: Water

Date Received: 03/17/23 10:30

Prep Type	Batch Type	Batch Method	Run	Dilution Factor	Batch Number	Batch Analyst	Lab	Prepared or Analyzed
Dissolved	Prep	3010A			604817	LKP	EET SL	03/23/23 14:17
Dissolved	Analysis	6010D		1	605060	LKP	EET SL	03/24/23 20:20
Dissolved	Prep	3005A			769547	BCB	EET SAV	03/24/23 14:44
Dissolved	Analysis	6010D		1	769727	BCB	EET SAV	03/24/23 20:00
Dissolved	Prep	3005A			768492	RR	EET SAV	03/20/23 07:40
Dissolved	Analysis	6020B		1	768799	BWR	EET SAV	03/21/23 08:08

Client Sample ID: AF56439

Lab Sample ID: 680-232195-3

Date Collected: 03/01/23 10:22

Matrix: Water

Date Received: 03/17/23 10:30

Prep Type	Batch Type	Batch Method	Run	Dilution Factor	Batch Number	Batch Analyst	Lab	Prepared or Analyzed
Dissolved	Prep	3010A			604817	LKP	EET SL	03/23/23 14:17
Dissolved	Analysis	6010D		1	605060	LKP	EET SL	03/24/23 20:25
Dissolved	Prep	3005A			769547	BCB	EET SAV	03/24/23 14:44
Dissolved	Analysis	6010D		1	769727	BCB	EET SAV	03/24/23 20:03
Dissolved	Prep	3005A			768492	RR	EET SAV	03/20/23 07:40
Dissolved	Analysis	6020B		1	768799	BWR	EET SAV	03/21/23 08:12

Client Sample ID: AF56441

Lab Sample ID: 680-232195-4

Date Collected: 03/01/23 11:45

Matrix: Water

Date Received: 03/17/23 10:30

Prep Type	Batch Type	Batch Method	Run	Dilution Factor	Batch Number	Batch Analyst	Lab	Prepared or Analyzed
Dissolved	Prep	3010A			604817	LKP	EET SL	03/23/23 14:17
Dissolved	Analysis	6010D		1	605060	LKP	EET SL	03/24/23 20:30
Dissolved	Prep	3005A			769547	BCB	EET SAV	03/24/23 14:44
Dissolved	Analysis	6010D		1	769727	BCB	EET SAV	03/24/23 20:06
Dissolved	Prep	3005A			768492	RR	EET SAV	03/20/23 07:40
Dissolved	Analysis	6020B		1	768799	BWR	EET SAV	03/21/23 08:16

Lab Chronicle

Client: South Carolina Public Service Authority
 Project/Site: 125915/JM02.09.G01.1/36500

Job ID: 680-232195-1

Client Sample ID: AF56414

Lab Sample ID: 680-232195-5

Date Collected: 03/02/23 12:46

Matrix: Water

Date Received: 03/17/23 10:30

Prep Type	Batch Type	Batch Method	Run	Dilution Factor	Batch Number	Batch Analyst	Lab	Prepared or Analyzed
Dissolved	Prep	3010A			604817	LKP	EET SL	03/23/23 14:17
Dissolved	Analysis	6010D		1	605060	LKP	EET SL	03/24/23 20:34
Dissolved	Prep	3005A			769547	BCB	EET SAV	03/24/23 14:44
Dissolved	Analysis	6010D		1	769727	BCB	EET SAV	03/24/23 20:09
Dissolved	Prep	3005A			768492	RR	EET SAV	03/20/23 07:40
Dissolved	Analysis	6020B		1	768799	BWR	EET SAV	03/21/23 08:20

Client Sample ID: AF56423

Lab Sample ID: 680-232195-6

Date Collected: 03/02/23 09:52

Matrix: Water

Date Received: 03/17/23 10:30

Prep Type	Batch Type	Batch Method	Run	Dilution Factor	Batch Number	Batch Analyst	Lab	Prepared or Analyzed
Dissolved	Prep	3010A			604817	LKP	EET SL	03/23/23 14:17
Dissolved	Analysis	6010D		1	605060	LKP	EET SL	03/24/23 20:39
Dissolved	Prep	3005A			769547	BCB	EET SAV	03/24/23 14:44
Dissolved	Analysis	6010D		1	769727	BCB	EET SAV	03/24/23 20:19
Dissolved	Prep	3005A			768492	RR	EET SAV	03/20/23 07:40
Dissolved	Analysis	6020B		1	768799	BWR	EET SAV	03/21/23 08:24

Client Sample ID: AF56428

Lab Sample ID: 680-232195-7

Date Collected: 03/02/23 10:56

Matrix: Water

Date Received: 03/17/23 10:30

Prep Type	Batch Type	Batch Method	Run	Dilution Factor	Batch Number	Batch Analyst	Lab	Prepared or Analyzed
Dissolved	Prep	3010A			604817	LKP	EET SL	03/23/23 14:17
Dissolved	Analysis	6010D		1	605060	LKP	EET SL	03/24/23 20:44
Dissolved	Prep	3005A			769547	BCB	EET SAV	03/24/23 14:44
Dissolved	Analysis	6010D		1	769727	BCB	EET SAV	03/24/23 20:22
Dissolved	Prep	3005A			768492	RR	EET SAV	03/20/23 07:40
Dissolved	Analysis	6020B		1	768799	BWR	EET SAV	03/21/23 08:28

Client Sample ID: AF56419

Lab Sample ID: 680-232195-8

Date Collected: 03/07/23 14:51

Matrix: Water

Date Received: 03/17/23 10:30

Prep Type	Batch Type	Batch Method	Run	Dilution Factor	Batch Number	Batch Analyst	Lab	Prepared or Analyzed
Dissolved	Prep	3010A			604817	LKP	EET SL	03/23/23 14:17
Dissolved	Analysis	6010D		1	605060	LKP	EET SL	03/24/23 20:48
Dissolved	Prep	3005A			769547	BCB	EET SAV	03/24/23 14:44
Dissolved	Analysis	6010D		1	769727	BCB	EET SAV	03/24/23 20:25
Dissolved	Prep	3005A			768492	RR	EET SAV	03/20/23 07:40
Dissolved	Analysis	6020B		1	768799	BWR	EET SAV	03/21/23 08:33

Lab Chronicle

Client: South Carolina Public Service Authority
 Project/Site: 125915/JM02.09.G01.1/36500

Job ID: 680-232195-1

Client Sample ID: AF56425

Lab Sample ID: 680-232195-9

Date Collected: 03/07/23 12:49

Matrix: Water

Date Received: 03/17/23 10:30

Prep Type	Batch Type	Batch Method	Run	Dilution Factor	Batch Number	Batch Analyst	Lab	Prepared or Analyzed
Dissolved	Prep	3010A			604817	LKP	EET SL	03/23/23 14:17
Dissolved	Analysis	6010D		1	605060	LKP	EET SL	03/24/23 20:53
Dissolved	Prep	3005A			769547	BCB	EET SAV	03/24/23 14:44
Dissolved	Analysis	6010D		1	769727	BCB	EET SAV	03/24/23 20:29
Dissolved	Prep	3005A			768492	RR	EET SAV	03/20/23 07:40
Dissolved	Analysis	6020B		1	768799	BWR	EET SAV	03/21/23 08:37

Client Sample ID: AF56426

Lab Sample ID: 680-232195-10

Date Collected: 03/07/23 10:22

Matrix: Water

Date Received: 03/17/23 10:30

Prep Type	Batch Type	Batch Method	Run	Dilution Factor	Batch Number	Batch Analyst	Lab	Prepared or Analyzed
Dissolved	Prep	3010A			604817	LKP	EET SL	03/23/23 14:17
Dissolved	Analysis	6010D		1	605060	LKP	EET SL	03/24/23 21:12
Dissolved	Prep	3005A			769547	BCB	EET SAV	03/24/23 14:44
Dissolved	Analysis	6010D		1	769727	BCB	EET SAV	03/24/23 20:32
Dissolved	Prep	3005A			768492	RR	EET SAV	03/20/23 07:40
Dissolved	Analysis	6020B		1	768799	BWR	EET SAV	03/21/23 08:41

Client Sample ID: AF56427

Lab Sample ID: 680-232195-11

Date Collected: 03/07/23 10:27

Matrix: Water

Date Received: 03/17/23 10:30

Prep Type	Batch Type	Batch Method	Run	Dilution Factor	Batch Number	Batch Analyst	Lab	Prepared or Analyzed
Dissolved	Prep	3010A			604817	LKP	EET SL	03/23/23 14:17
Dissolved	Analysis	6010D		1	605060	LKP	EET SL	03/24/23 21:16
Dissolved	Prep	3005A			769547	BCB	EET SAV	03/24/23 14:44
Dissolved	Analysis	6010D		1	769727	BCB	EET SAV	03/24/23 20:35
Dissolved	Prep	3005A			768492	RR	EET SAV	03/20/23 07:40
Dissolved	Analysis	6020B		1	768799	BWR	EET SAV	03/21/23 08:53

Client Sample ID: AF56408

Lab Sample ID: 680-232195-12

Date Collected: 03/08/23 13:38

Matrix: Water

Date Received: 03/17/23 10:30

Prep Type	Batch Type	Batch Method	Run	Dilution Factor	Batch Number	Batch Analyst	Lab	Prepared or Analyzed
Dissolved	Prep	3010A			604817	LKP	EET SL	03/23/23 14:17
Dissolved	Analysis	6010D		1	605060	LKP	EET SL	03/24/23 21:21
Dissolved	Prep	3005A			769547	BCB	EET SAV	03/24/23 14:44
Dissolved	Analysis	6010D		1	769727	BCB	EET SAV	03/24/23 20:38
Dissolved	Prep	3005A			768492	RR	EET SAV	03/20/23 07:40
Dissolved	Analysis	6020B		1	768799	BWR	EET SAV	03/21/23 08:57

Lab Chronicle

Client: South Carolina Public Service Authority
 Project/Site: 125915/JM02.09.G01.1/36500

Job ID: 680-232195-1

Client Sample ID: AF56415

Lab Sample ID: 680-232195-13

Date Collected: 03/08/23 15:13

Matrix: Water

Date Received: 03/17/23 10:30

Prep Type	Batch Type	Batch Method	Run	Dilution Factor	Batch Number	Analyst	Lab	Prepared or Analyzed
Dissolved	Prep	3010A			604817	LKP	EET SL	03/23/23 14:17
Dissolved	Analysis	6010D		1	605060	LKP	EET SL	03/24/23 21:26
Dissolved	Prep	3005A			769547	BCB	EET SAV	03/24/23 14:44
Dissolved	Analysis	6010D		1	769727	BCB	EET SAV	03/24/23 20:42
Dissolved	Prep	3005A			768492	RR	EET SAV	03/20/23 07:40
Dissolved	Analysis	6020B		1	768799	BWR	EET SAV	03/21/23 09:01

Client Sample ID: AF56416

Lab Sample ID: 680-232195-14

Date Collected: 03/08/23 10:09

Matrix: Water

Date Received: 03/17/23 10:30

Prep Type	Batch Type	Batch Method	Run	Dilution Factor	Batch Number	Analyst	Lab	Prepared or Analyzed
Dissolved	Prep	3010A			604817	LKP	EET SL	03/23/23 14:17
Dissolved	Analysis	6010D		1	605060	LKP	EET SL	03/24/23 21:31
Dissolved	Prep	3005A			769547	BCB	EET SAV	03/24/23 14:44
Dissolved	Analysis	6010D		1	769727	BCB	EET SAV	03/24/23 20:45
Dissolved	Prep	3005A			768492	RR	EET SAV	03/20/23 07:40
Dissolved	Analysis	6020B		1	768799	BWR	EET SAV	03/21/23 09:05

Client Sample ID: AF56417

Lab Sample ID: 680-232195-15

Date Collected: 03/08/23 10:14

Matrix: Water

Date Received: 03/17/23 10:30

Prep Type	Batch Type	Batch Method	Run	Dilution Factor	Batch Number	Analyst	Lab	Prepared or Analyzed
Dissolved	Prep	3010A			604817	LKP	EET SL	03/23/23 14:17
Dissolved	Analysis	6010D		1	605060	LKP	EET SL	03/24/23 21:35
Dissolved	Prep	3005A			768859	BJB	EET SAV	03/20/23 09:01
Dissolved	Analysis	6010D		1	768929	BJB	EET SAV	03/21/23 19:12
Dissolved	Prep	3005A			768540	RR	EET SAV	03/20/23 09:01
Dissolved	Analysis	6020B		1	768945	BWR	EET SAV	03/21/23 16:07

Client Sample ID: AF56429

Lab Sample ID: 680-232195-16

Date Collected: 03/08/23 12:12

Matrix: Water

Date Received: 03/17/23 10:30

Prep Type	Batch Type	Batch Method	Run	Dilution Factor	Batch Number	Analyst	Lab	Prepared or Analyzed
Dissolved	Prep	3010A			604817	LKP	EET SL	03/23/23 14:17
Dissolved	Analysis	6010D		1	605060	LKP	EET SL	03/24/23 21:40
Dissolved	Prep	3005A			768859	BJB	EET SAV	03/20/23 09:01
Dissolved	Analysis	6010D		1	768929	BJB	EET SAV	03/21/23 19:22
Dissolved	Prep	3005A			768540	RR	EET SAV	03/20/23 09:01
Dissolved	Analysis	6020B		1	768945	BWR	EET SAV	03/21/23 16:19

Lab Chronicle

Client: South Carolina Public Service Authority
 Project/Site: 125915/JM02.09.G01.1/36500

Job ID: 680-232195-1

Client Sample ID: AF56394

Lab Sample ID: 680-232195-17

Date Collected: 02/14/23 12:33

Matrix: Water

Date Received: 03/17/23 10:30

Prep Type	Batch Type	Batch Method	Run	Dilution Factor	Batch Number	Analyst	Lab	Prepared or Analyzed
Dissolved	Prep	3010A			604819	LKP	EET SL	03/23/23 14:19
Dissolved	Analysis	6010D		1	605060	LKP	EET SL	03/24/23 21:54
Dissolved	Prep	3005A			768859	BJB	EET SAV	03/20/23 09:01
Dissolved	Analysis	6010D		1	768929	BJB	EET SAV	03/21/23 19:25
Dissolved	Prep	3005A			768540	RR	EET SAV	03/20/23 09:01
Dissolved	Analysis	6020B		1	768945	BWR	EET SAV	03/21/23 16:23

Client Sample ID: AF56331

Lab Sample ID: 680-232195-18

Date Collected: 02/14/23 13:51

Matrix: Water

Date Received: 03/17/23 10:30

Prep Type	Batch Type	Batch Method	Run	Dilution Factor	Batch Number	Analyst	Lab	Prepared or Analyzed
Dissolved	Prep	3010A			604819	LKP	EET SL	03/23/23 14:19
Dissolved	Analysis	6010D		1	605060	LKP	EET SL	03/24/23 22:26
Dissolved	Prep	3005A			768859	BJB	EET SAV	03/20/23 09:01
Dissolved	Analysis	6010D		1	768929	BJB	EET SAV	03/21/23 19:29
Dissolved	Prep	3005A			768540	RR	EET SAV	03/20/23 09:01
Dissolved	Analysis	6020B		1	768945	BWR	EET SAV	03/21/23 16:27

Client Sample ID: AF56332

Lab Sample ID: 680-232195-19

Date Collected: 02/14/23 15:22

Matrix: Water

Date Received: 03/17/23 10:30

Prep Type	Batch Type	Batch Method	Run	Dilution Factor	Batch Number	Analyst	Lab	Prepared or Analyzed
Dissolved	Prep	3010A			604819	LKP	EET SL	03/23/23 14:19
Dissolved	Analysis	6010D		1	605060	LKP	EET SL	03/24/23 22:35
Dissolved	Prep	3005A			768859	BJB	EET SAV	03/20/23 09:01
Dissolved	Analysis	6010D		1	768929	BJB	EET SAV	03/21/23 19:38
Dissolved	Prep	3005A			768540	RR	EET SAV	03/20/23 09:01
Dissolved	Analysis	6020B		1	768945	BWR	EET SAV	03/21/23 16:31

Client Sample ID: AF56395

Lab Sample ID: 680-232195-20

Date Collected: 02/15/23 11:36

Matrix: Water

Date Received: 03/17/23 10:30

Prep Type	Batch Type	Batch Method	Run	Dilution Factor	Batch Number	Analyst	Lab	Prepared or Analyzed
Dissolved	Prep	3010A			604819	LKP	EET SL	03/23/23 14:19
Dissolved	Analysis	6010D		1	605060	LKP	EET SL	03/24/23 22:39
Dissolved	Prep	3005A			768859	BJB	EET SAV	03/20/23 09:01
Dissolved	Analysis	6010D		1	768929	BJB	EET SAV	03/21/23 19:42
Dissolved	Prep	3005A			768540	RR	EET SAV	03/20/23 09:01
Dissolved	Analysis	6020B		1	768945	BWR	EET SAV	03/21/23 16:35

Lab Chronicle

Client: South Carolina Public Service Authority
 Project/Site: 125915/JM02.09.G01.1/36500

Job ID: 680-232195-1

Client Sample ID: AF56396

Lab Sample ID: 680-232195-21

Date Collected: 02/15/23 13:21

Matrix: Water

Date Received: 03/17/23 10:30

Prep Type	Batch Type	Batch Method	Run	Dilution Factor	Batch Number	Batch Analyst	Lab	Prepared or Analyzed
Dissolved	Prep	3010A			604819	LKP	EET SL	03/23/23 14:19
Dissolved	Analysis	6010D		1	605060	LKP	EET SL	03/24/23 22:44
Dissolved	Prep	3005A			768859	BJB	EET SAV	03/20/23 09:01
Dissolved	Analysis	6010D		1	768929	BJB	EET SAV	03/21/23 19:51
Dissolved	Prep	3005A			768540	RR	EET SAV	03/20/23 09:01
Dissolved	Analysis	6020B		1	768945	BWR	EET SAV	03/21/23 16:54
Dissolved	Prep	3005A			768540	RR	EET SAV	03/20/23 09:01
Dissolved	Analysis	6020B		1	769014	BWR	EET SAV	03/22/23 08:24

Client Sample ID: AF56397

Lab Sample ID: 680-232195-22

Date Collected: 02/16/23 10:53

Matrix: Water

Date Received: 03/17/23 10:30

Prep Type	Batch Type	Batch Method	Run	Dilution Factor	Batch Number	Batch Analyst	Lab	Prepared or Analyzed
Dissolved	Prep	3010A			604819	LKP	EET SL	03/23/23 14:19
Dissolved	Analysis	6010D		1	605060	LKP	EET SL	03/24/23 22:49
Dissolved	Prep	3005A			768859	BJB	EET SAV	03/20/23 09:01
Dissolved	Analysis	6010D		1	768929	BJB	EET SAV	03/21/23 19:45
Dissolved	Prep	3005A			768540	RR	EET SAV	03/20/23 09:01
Dissolved	Analysis	6020B		1	768945	BWR	EET SAV	03/21/23 16:46
Dissolved	Prep	3005A			768540	RR	EET SAV	03/20/23 09:01
Dissolved	Analysis	6020B		1	769014	BWR	EET SAV	03/22/23 08:16

Client Sample ID: AF56400

Lab Sample ID: 680-232195-23

Date Collected: 02/16/23 12:55

Matrix: Water

Date Received: 03/17/23 10:30

Prep Type	Batch Type	Batch Method	Run	Dilution Factor	Batch Number	Batch Analyst	Lab	Prepared or Analyzed
Dissolved	Prep	3010A			604819	LKP	EET SL	03/23/23 14:19
Dissolved	Analysis	6010D		1	605060	LKP	EET SL	03/24/23 22:53
Dissolved	Prep	3005A			768859	BJB	EET SAV	03/20/23 09:01
Dissolved	Analysis	6010D		1	768929	BJB	EET SAV	03/21/23 19:48
Dissolved	Prep	3005A			768540	RR	EET SAV	03/20/23 09:01
Dissolved	Analysis	6020B		1	768945	BWR	EET SAV	03/21/23 16:50
Dissolved	Prep	3005A			768540	RR	EET SAV	03/20/23 09:01
Dissolved	Analysis	6020B		1	769014	BWR	EET SAV	03/22/23 08:20

Client Sample ID: AF56442

Lab Sample ID: 680-232195-24

Date Collected: 02/16/23 14:07

Matrix: Water

Date Received: 03/17/23 10:30

Prep Type	Batch Type	Batch Method	Run	Dilution Factor	Batch Number	Batch Analyst	Lab	Prepared or Analyzed
Dissolved	Prep	3010A			604819	LKP	EET SL	03/23/23 14:19
Dissolved	Analysis	6010D		1	605060	LKP	EET SL	03/24/23 23:12

Lab Chronicle

Client: South Carolina Public Service Authority
 Project/Site: 125915/JM02.09.G01.1/36500

Job ID: 680-232195-1

Client Sample ID: AF56442

Lab Sample ID: 680-232195-24

Date Collected: 02/16/23 14:07

Matrix: Water

Date Received: 03/17/23 10:30

Prep Type	Batch Type	Batch Method	Run	Dilution Factor	Batch Number	Batch Analyst	Lab	Prepared or Analyzed
Dissolved	Prep	3005A			768859	BJB	EET SAV	03/20/23 09:01
Dissolved	Analysis	6010D		1	768929	BJB	EET SAV	03/21/23 19:55
Dissolved	Prep	3005A			768540	RR	EET SAV	03/20/23 09:01
Dissolved	Analysis	6020B		1	768945	BWR	EET SAV	03/21/23 16:58
Dissolved	Prep	3005A			768540	RR	EET SAV	03/20/23 09:01
Dissolved	Analysis	6020B		1	769014	BWR	EET SAV	03/22/23 08:28

Client Sample ID: AF56443

Lab Sample ID: 680-232195-25

Date Collected: 02/16/23 14:12

Matrix: Water

Date Received: 03/17/23 10:30

Prep Type	Batch Type	Batch Method	Run	Dilution Factor	Batch Number	Batch Analyst	Lab	Prepared or Analyzed
Dissolved	Prep	3010A			604819	LKP	EET SL	03/23/23 14:19
Dissolved	Analysis	6010D		1	605060	LKP	EET SL	03/24/23 23:17
Dissolved	Prep	3005A			768859	BJB	EET SAV	03/20/23 09:01
Dissolved	Analysis	6010D		1	768929	BJB	EET SAV	03/21/23 19:58
Dissolved	Prep	3005A			768540	RR	EET SAV	03/20/23 09:01
Dissolved	Analysis	6020B		1	768945	BWR	EET SAV	03/21/23 17:02
Dissolved	Prep	3005A			768540	RR	EET SAV	03/20/23 09:01
Dissolved	Analysis	6020B		1	769014	BWR	EET SAV	03/22/23 08:32

Client Sample ID: AF56402

Lab Sample ID: 680-232195-26

Date Collected: 02/27/23 12:47

Matrix: Water

Date Received: 03/17/23 10:30

Prep Type	Batch Type	Batch Method	Run	Dilution Factor	Batch Number	Batch Analyst	Lab	Prepared or Analyzed
Dissolved	Prep	3010A			604819	LKP	EET SL	03/23/23 14:19
Dissolved	Analysis	6010D		1	605060	LKP	EET SL	03/24/23 23:21
Dissolved	Prep	3005A			768859	BJB	EET SAV	03/20/23 09:01
Dissolved	Analysis	6010D		1	768929	BJB	EET SAV	03/21/23 20:01
Dissolved	Prep	3005A			768540	RR	EET SAV	03/20/23 09:01
Dissolved	Analysis	6020B		1	768945	BWR	EET SAV	03/21/23 17:06
Dissolved	Prep	3005A			768540	RR	EET SAV	03/20/23 09:01
Dissolved	Analysis	6020B		1	769014	BWR	EET SAV	03/22/23 08:36

Client Sample ID: AF56403

Lab Sample ID: 680-232195-27

Date Collected: 02/27/23 09:57

Matrix: Water

Date Received: 03/17/23 10:30

Prep Type	Batch Type	Batch Method	Run	Dilution Factor	Batch Number	Batch Analyst	Lab	Prepared or Analyzed
Dissolved	Prep	3010A			604819	LKP	EET SL	03/23/23 14:19
Dissolved	Analysis	6010D		1	605060	LKP	EET SL	03/24/23 23:26
Dissolved	Prep	3005A			768859	BJB	EET SAV	03/20/23 09:01
Dissolved	Analysis	6010D		1	768929	BJB	EET SAV	03/21/23 20:04

Lab Chronicle

Client: South Carolina Public Service Authority
 Project/Site: 125915/JM02.09.G01.1/36500

Job ID: 680-232195-1

Client Sample ID: AF56403

Lab Sample ID: 680-232195-27

Date Collected: 02/27/23 09:57

Matrix: Water

Date Received: 03/17/23 10:30

Prep Type	Batch Type	Batch Method	Run	Dilution Factor	Batch Number	Analyst	Lab	Prepared or Analyzed
Dissolved	Prep	3005A			768540	RR	EET SAV	03/20/23 09:01
Dissolved	Analysis	6020B		1	768945	BWR	EET SAV	03/21/23 17:10
Dissolved	Prep	3005A			768540	RR	EET SAV	03/20/23 09:01
Dissolved	Analysis	6020B		1	769014	BWR	EET SAV	03/22/23 08:40

Client Sample ID: AF56404

Lab Sample ID: 680-232195-28

Date Collected: 02/27/23 10:02

Matrix: Water

Date Received: 03/17/23 10:30

Prep Type	Batch Type	Batch Method	Run	Dilution Factor	Batch Number	Analyst	Lab	Prepared or Analyzed
Dissolved	Prep	3010A			604819	LKP	EET SL	03/23/23 14:19
Dissolved	Analysis	6010D		1	605060	LKP	EET SL	03/24/23 23:31
Dissolved	Prep	3005A			768859	BJB	EET SAV	03/20/23 09:01
Dissolved	Analysis	6010D		1	768929	BJB	EET SAV	03/21/23 20:08
Dissolved	Prep	3005A			768540	RR	EET SAV	03/20/23 09:01
Dissolved	Analysis	6020B		1	768945	BWR	EET SAV	03/21/23 17:14
Dissolved	Prep	3005A			768540	RR	EET SAV	03/20/23 09:01
Dissolved	Analysis	6020B		1	769014	BWR	EET SAV	03/22/23 08:43

Client Sample ID: AF56434

Lab Sample ID: 680-232195-29

Date Collected: 02/27/23 15:44

Matrix: Water

Date Received: 03/17/23 10:30

Prep Type	Batch Type	Batch Method	Run	Dilution Factor	Batch Number	Analyst	Lab	Prepared or Analyzed
Dissolved	Prep	3010A			604819	LKP	EET SL	03/23/23 14:19
Dissolved	Analysis	6010D		1	605060	LKP	EET SL	03/24/23 23:36
Dissolved	Prep	3005A			768859	BJB	EET SAV	03/20/23 09:01
Dissolved	Analysis	6010D		1	768929	BJB	EET SAV	03/21/23 20:17
Dissolved	Prep	3005A			768540	RR	EET SAV	03/20/23 09:01
Dissolved	Analysis	6020B		1	768945	BWR	EET SAV	03/21/23 17:18
Dissolved	Prep	3005A			768540	RR	EET SAV	03/20/23 09:01
Dissolved	Analysis	6020B		1	769014	BWR	EET SAV	03/22/23 08:47

Client Sample ID: AF56433

Lab Sample ID: 680-232195-30

Date Collected: 02/28/23 12:58

Matrix: Water

Date Received: 03/17/23 10:30

Prep Type	Batch Type	Batch Method	Run	Dilution Factor	Batch Number	Analyst	Lab	Prepared or Analyzed
Dissolved	Prep	3010A			604819	LKP	EET SL	03/23/23 14:19
Dissolved	Analysis	6010D		1	605060	LKP	EET SL	03/24/23 23:41
Dissolved	Prep	3005A			768859	BJB	EET SAV	03/20/23 09:01
Dissolved	Analysis	6010D		1	768929	BJB	EET SAV	03/21/23 20:21
Dissolved	Prep	3005A			768540	RR	EET SAV	03/20/23 09:01
Dissolved	Analysis	6020B		1	768945	BWR	EET SAV	03/21/23 17:22

Lab Chronicle

Client: South Carolina Public Service Authority
 Project/Site: 125915/JM02.09.G01.1/36500

Job ID: 680-232195-1

Client Sample ID: AF56433

Lab Sample ID: 680-232195-30

Date Collected: 02/28/23 12:58

Matrix: Water

Date Received: 03/17/23 10:30

Prep Type	Batch Type	Batch Method	Run	Dilution Factor	Batch Number	Batch Analyst	Lab	Prepared or Analyzed
Dissolved	Prep	3005A			768540	RR	EET SAV	03/20/23 09:01
Dissolved	Analysis	6020B		1	769014	BWR	EET SAV	03/22/23 09:03

Client Sample ID: AF56435

Lab Sample ID: 680-232195-31

Date Collected: 02/28/23 11:44

Matrix: Water

Date Received: 03/17/23 10:30

Prep Type	Batch Type	Batch Method	Run	Dilution Factor	Batch Number	Batch Analyst	Lab	Prepared or Analyzed
Dissolved	Prep	3010A			604819	LKP	EET SL	03/23/23 14:19
Dissolved	Analysis	6010D		1	605060	LKP	EET SL	03/24/23 23:45
Dissolved	Prep	3005A			768859	BJB	EET SAV	03/20/23 09:01
Dissolved	Analysis	6010D		1	768929	BJB	EET SAV	03/21/23 20:24
Dissolved	Prep	3005A			768540	RR	EET SAV	03/20/23 09:01
Dissolved	Analysis	6020B		1	768945	BWR	EET SAV	03/21/23 17:33
Dissolved	Prep	3005A			768540	RR	EET SAV	03/20/23 09:01
Dissolved	Analysis	6020B		1	769014	BWR	EET SAV	03/22/23 09:07

Client Sample ID: AF56436

Lab Sample ID: 680-232195-32

Date Collected: 02/28/23 10:19

Matrix: Water

Date Received: 03/17/23 10:30

Prep Type	Batch Type	Batch Method	Run	Dilution Factor	Batch Number	Batch Analyst	Lab	Prepared or Analyzed
Dissolved	Prep	3010A			604819	LKP	EET SL	03/23/23 14:19
Dissolved	Analysis	6010D		1	605060	LKP	EET SL	03/24/23 23:50
Dissolved	Prep	3005A			768859	BJB	EET SAV	03/20/23 09:01
Dissolved	Analysis	6010D		1	768929	BJB	EET SAV	03/21/23 20:30
Dissolved	Prep	3005A			768540	RR	EET SAV	03/20/23 09:01
Dissolved	Analysis	6020B		1	768945	BWR	EET SAV	03/21/23 17:41
Dissolved	Prep	3005A			768540	RR	EET SAV	03/20/23 09:01
Dissolved	Analysis	6020B		1	769014	BWR	EET SAV	03/22/23 09:15

Client Sample ID: AF56437

Lab Sample ID: 680-232195-33

Date Collected: 02/28/23 10:24

Matrix: Water

Date Received: 03/17/23 10:30

Prep Type	Batch Type	Batch Method	Run	Dilution Factor	Batch Number	Batch Analyst	Lab	Prepared or Analyzed
Dissolved	Prep	3010A			604819	LKP	EET SL	03/23/23 14:19
Dissolved	Analysis	6010D		1	605060	LKP	EET SL	03/24/23 23:55
Dissolved	Prep	3005A			768859	BJB	EET SAV	03/20/23 09:01
Dissolved	Analysis	6010D		1	768929	BJB	EET SAV	03/21/23 20:27
Dissolved	Prep	3005A			768540	RR	EET SAV	03/20/23 09:01
Dissolved	Analysis	6020B		1	768945	BWR	EET SAV	03/21/23 17:37
Dissolved	Prep	3005A			768540	RR	EET SAV	03/20/23 09:01
Dissolved	Analysis	6020B		1	769014	BWR	EET SAV	03/22/23 09:11

Lab Chronicle

Client: South Carolina Public Service Authority
 Project/Site: 125915/JM02.09.G01.1/36500

Job ID: 680-232195-1

Client Sample ID: AF56438

Lab Sample ID: 680-232195-34

Date Collected: 02/28/23 14:31

Matrix: Water

Date Received: 03/17/23 10:30

Prep Type	Batch Type	Batch Method	Run	Dilution Factor	Batch Number	Analyst	Lab	Prepared or Analyzed
Dissolved	Prep	3010A			604819	LKP	EET SL	03/23/23 14:19
Dissolved	Analysis	6010D		1	605060	LKP	EET SL	03/25/23 00:13
Dissolved	Prep	3005A			768608	RR	EET SAV	03/20/23 13:39
Dissolved	Analysis	6010D		1	768929	BJB	EET SAV	03/21/23 11:21
Dissolved	Prep	3005A			768613	RR	EET SAV	03/20/23 13:39
Dissolved	Analysis	6020B		1	768945	BWR	EET SAV	03/21/23 22:43

Client Sample ID: AF56409

Lab Sample ID: 680-232195-35

Date Collected: 03/06/23 12:14

Matrix: Water

Date Received: 03/17/23 10:30

Prep Type	Batch Type	Batch Method	Run	Dilution Factor	Batch Number	Analyst	Lab	Prepared or Analyzed
Dissolved	Prep	3010A			604819	LKP	EET SL	03/23/23 14:19
Dissolved	Analysis	6010D		1	605060	LKP	EET SL	03/25/23 00:18
Dissolved	Prep	3005A			768608	RR	EET SAV	03/20/23 13:39
Dissolved	Analysis	6010D		1	768929	BJB	EET SAV	03/21/23 11:24
Dissolved	Prep	3005A			768608	RR	EET SAV	03/20/23 13:39
Dissolved	Analysis	6010D		10	769167	BJB	EET SAV	03/22/23 12:16
Dissolved	Prep	3005A			768613	RR	EET SAV	03/20/23 13:39
Dissolved	Analysis	6020B		1	768945	BWR	EET SAV	03/21/23 22:47

Client Sample ID: AF56410

Lab Sample ID: 680-232195-36

Date Collected: 03/06/23 12:19

Matrix: Water

Date Received: 03/17/23 10:30

Prep Type	Batch Type	Batch Method	Run	Dilution Factor	Batch Number	Analyst	Lab	Prepared or Analyzed
Dissolved	Prep	3010A			604819	LKP	EET SL	03/23/23 14:19
Dissolved	Analysis	6010D		1	605060	LKP	EET SL	03/25/23 00:23
Dissolved	Prep	3005A			768608	RR	EET SAV	03/20/23 13:39
Dissolved	Analysis	6010D		1	768929	BJB	EET SAV	03/21/23 11:08
Dissolved	Prep	3005A			768608	RR	EET SAV	03/20/23 13:39
Dissolved	Analysis	6010D		10	769167	BJB	EET SAV	03/22/23 12:13
Dissolved	Prep	3005A			768613	RR	EET SAV	03/20/23 13:39
Dissolved	Analysis	6020B		1	768945	BWR	EET SAV	03/21/23 22:27

Client Sample ID: AF56411

Lab Sample ID: 680-232195-37

Date Collected: 03/06/23 11:08

Matrix: Water

Date Received: 03/17/23 10:30

Prep Type	Batch Type	Batch Method	Run	Dilution Factor	Batch Number	Analyst	Lab	Prepared or Analyzed
Dissolved	Prep	3010A			604820	LKP	EET SL	03/23/23 14:21
Dissolved	Analysis	6010D		1	605060	LKP	EET SL	03/25/23 00:37
Dissolved	Prep	3005A			768608	RR	EET SAV	03/20/23 13:39
Dissolved	Analysis	6010D		1	768929	BJB	EET SAV	03/21/23 11:37

Lab Chronicle

Client: South Carolina Public Service Authority
 Project/Site: 125915/JM02.09.G01.1/36500

Job ID: 680-232195-1

Client Sample ID: AF56411

Lab Sample ID: 680-232195-37

Date Collected: 03/06/23 11:08

Matrix: Water

Date Received: 03/17/23 10:30

Prep Type	Batch Type	Batch Method	Run	Dilution Factor	Batch Number	Analyst	Lab	Prepared or Analyzed
Dissolved	Prep	3005A			768608	RR	EET SAV	03/20/23 13:39
Dissolved	Analysis	6010D		10	769167	BJB	EET SAV	03/22/23 12:19
Dissolved	Prep	3005A			768613	RR	EET SAV	03/20/23 13:39
Dissolved	Analysis	6020B		1	768945	BWR	EET SAV	03/21/23 23:02

Client Sample ID: AF56412

Lab Sample ID: 680-232195-38

Date Collected: 03/06/23 15:15

Matrix: Water

Date Received: 03/17/23 10:30

Prep Type	Batch Type	Batch Method	Run	Dilution Factor	Batch Number	Analyst	Lab	Prepared or Analyzed
Dissolved	Prep	3010A			604820	LKP	EET SL	03/23/23 14:21
Dissolved	Analysis	6010D		1	605060	LKP	EET SL	03/25/23 00:55
Dissolved	Prep	3005A			768608	RR	EET SAV	03/20/23 13:39
Dissolved	Analysis	6010D		1	768929	BJB	EET SAV	03/21/23 11:30
Dissolved	Prep	3005A			768613	RR	EET SAV	03/20/23 13:39
Dissolved	Analysis	6020B		1	768945	BWR	EET SAV	03/21/23 22:55

Client Sample ID: AF56413

Lab Sample ID: 680-232195-39

Date Collected: 03/06/23 13:41

Matrix: Water

Date Received: 03/17/23 10:30

Prep Type	Batch Type	Batch Method	Run	Dilution Factor	Batch Number	Analyst	Lab	Prepared or Analyzed
Dissolved	Prep	3010A			604820	LKP	EET SL	03/23/23 14:21
Dissolved	Analysis	6010D		1	605060	LKP	EET SL	03/25/23 01:18
Dissolved	Prep	3005A			768608	RR	EET SAV	03/20/23 13:39
Dissolved	Analysis	6010D		1	768929	BJB	EET SAV	03/21/23 11:27
Dissolved	Prep	3005A			768613	RR	EET SAV	03/20/23 13:39
Dissolved	Analysis	6020B		1	768945	BWR	EET SAV	03/21/23 22:51

Client Sample ID: AF56430

Lab Sample ID: 680-232195-40

Date Collected: 03/06/23 10:10

Matrix: Water

Date Received: 03/17/23 10:30

Prep Type	Batch Type	Batch Method	Run	Dilution Factor	Batch Number	Analyst	Lab	Prepared or Analyzed
Dissolved	Prep	3010A			604820	LKP	EET SL	03/23/23 14:21
Dissolved	Analysis	6010D		1	605060	LKP	EET SL	03/25/23 01:23
Dissolved	Prep	3005A			768608	RR	EET SAV	03/20/23 13:39
Dissolved	Analysis	6010D		1	768929	BJB	EET SAV	03/21/23 11:11
Dissolved	Prep	3005A			768613	RR	EET SAV	03/20/23 13:39
Dissolved	Analysis	6020B		1	768945	BWR	EET SAV	03/21/23 22:31

Lab Chronicle

Client: South Carolina Public Service Authority
 Project/Site: 125915/JM02.09.G01.1/36500

Job ID: 680-232195-1

Client Sample ID: AF56406

Lab Sample ID: 680-232195-41

Date Collected: 03/09/23 10:29

Matrix: Water

Date Received: 03/17/23 10:30

Prep Type	Batch Type	Batch Method	Run	Dilution Factor	Batch Number	Analyst	Lab	Prepared or Analyzed
Dissolved	Prep	3010A			604820	LKP	EET SL	03/23/23 14:21
Dissolved	Analysis	6010D		1	605060	LKP	EET SL	03/25/23 01:28
Dissolved	Prep	3005A			768608	RR	EET SAV	03/20/23 13:39
Dissolved	Analysis	6010D		1	768929	BJB	EET SAV	03/21/23 11:40
Dissolved	Prep	3005A			768613	RR	EET SAV	03/20/23 13:39
Dissolved	Analysis	6020B		1	768945	BWR	EET SAV	03/21/23 23:06

Client Sample ID: AF56407

Lab Sample ID: 680-232195-42

Date Collected: 03/09/23 10:34

Matrix: Water

Date Received: 03/17/23 10:30

Prep Type	Batch Type	Batch Method	Run	Dilution Factor	Batch Number	Analyst	Lab	Prepared or Analyzed
Dissolved	Prep	3010A			604820	LKP	EET SL	03/23/23 14:21
Dissolved	Analysis	6010D		1	605060	LKP	EET SL	03/25/23 01:32
Dissolved	Prep	3005A			768608	RR	EET SAV	03/20/23 13:39
Dissolved	Analysis	6010D		1	768929	BJB	EET SAV	03/21/23 11:43
Dissolved	Prep	3005A			768613	RR	EET SAV	03/20/23 13:39
Dissolved	Analysis	6020B		1	768945	BWR	EET SAV	03/21/23 23:10

Client Sample ID: AF56418

Lab Sample ID: 680-232195-43

Date Collected: 03/09/23 12:07

Matrix: Water

Date Received: 03/17/23 10:30

Prep Type	Batch Type	Batch Method	Run	Dilution Factor	Batch Number	Analyst	Lab	Prepared or Analyzed
Dissolved	Prep	3010A			604820	LKP	EET SL	03/23/23 14:21
Dissolved	Analysis	6010D		1	605060	LKP	EET SL	03/25/23 01:37
Dissolved	Prep	3005A			768608	RR	EET SAV	03/20/23 13:39
Dissolved	Analysis	6010D		1	768929	BJB	EET SAV	03/21/23 11:34
Dissolved	Prep	3005A			768613	RR	EET SAV	03/20/23 13:39
Dissolved	Analysis	6020B		1	768945	BWR	EET SAV	03/21/23 22:59

Client Sample ID: AF56422

Lab Sample ID: 680-232195-44

Date Collected: 03/09/23 13:19

Matrix: Water

Date Received: 03/17/23 10:30

Prep Type	Batch Type	Batch Method	Run	Dilution Factor	Batch Number	Analyst	Lab	Prepared or Analyzed
Dissolved	Prep	3010A			604820	LKP	EET SL	03/23/23 14:21
Dissolved	Analysis	6010D		1	605060	LKP	EET SL	03/25/23 01:42
Dissolved	Prep	3005A			768608	RR	EET SAV	03/20/23 13:39
Dissolved	Analysis	6010D		1	768929	BJB	EET SAV	03/21/23 11:05
Dissolved	Prep	3005A			768613	RR	EET SAV	03/20/23 13:39
Dissolved	Analysis	6020B		1	768945	BWR	EET SAV	03/21/23 22:23

Laboratory References:

EET SAV = Eurofins Savannah, 5102 LaRoche Avenue, Savannah, GA 31404, TEL (912)354-7858
 EET SL = Eurofins St. Louis, 13715 Rider Trail North, Earth City, MO 63045, TEL (314)298-8566

Chain of Custody



DISSOLVED

Customer Email/Report Recipient: LCWILLIA@santecooper.com Date Results Needed by: Project/Task/Unit #: 125915 / JMO2.09. G01.1 / 36500 Rerun request for any flagged QC Yes No

Analysis Group

Labworks ID # (Internal use only)	Sample Location/ Description	Collection Date	Collection Time	Sample Collector	Total # of containers	Bottle type: (Glass- G/Plastic-P)	Grab (G) or Composite (C)	Matrix(see below)	Preservative (see below)	Comments	DISSOLVED METALS	SCALE ELEMENTS
AF56421	WAP-21	3/1/23	1441	EDM ML	1	P	G	GW	2	SEE SHEET FOR RLS	X	X
24	WAP-24		1337							METHOD 6020		
39	WLF-A2-1		1022									
41	WLF-A2-2		1145									
AF56414	WAP-15	3/2/23	1246				G	GW				
23	WAP-23		0952									
28	WAP-27		1056									



Relinquished by:	Employee#	Date	Time	Received by:	Employee #	Date	Time
<i>S. Brown</i>	35594	3/16/23	1300	<i>Kurtina</i>		3/19/23	10:30
Relinquished by:	Employee#	Date	Time	Received by:	Employee #	Date	Time
Relinquished by:	Employee#	Date	Time	Received by:	Employee #	Date	Time

Sample Receiving (Internal Use Only)
TEMP (°C): 12.3 Initial: 12.3
Correct pH: Yes No
Preservative Lot#:
Date/Time/Init for preservative:

<input type="checkbox"/> METALS (all) <input checked="" type="checkbox"/> Ag <input type="checkbox"/> Cu <input checked="" type="checkbox"/> Sb <input checked="" type="checkbox"/> Al <input checked="" type="checkbox"/> Fe <input checked="" type="checkbox"/> Se <input checked="" type="checkbox"/> As <input checked="" type="checkbox"/> K <input type="checkbox"/> Sn <input type="checkbox"/> B <input checked="" type="checkbox"/> Li <input type="checkbox"/> Sr <input checked="" type="checkbox"/> Ba <input checked="" type="checkbox"/> Mg <input type="checkbox"/> Ti <input checked="" type="checkbox"/> Be <input type="checkbox"/> Mn <input checked="" type="checkbox"/> Tl <input checked="" type="checkbox"/> Ca <input checked="" type="checkbox"/> Mo <input type="checkbox"/> V <input checked="" type="checkbox"/> Cd <input checked="" type="checkbox"/> Na <input checked="" type="checkbox"/> Zn <input checked="" type="checkbox"/> Co <input checked="" type="checkbox"/> Ni <input type="checkbox"/> Hg <input checked="" type="checkbox"/> Cr <input checked="" type="checkbox"/> Pb <input type="checkbox"/> CrVI	Nutrients <input type="checkbox"/> TOC <input type="checkbox"/> DOC <input type="checkbox"/> TP/TPO4 <input type="checkbox"/> NH3-N <input type="checkbox"/> F <input type="checkbox"/> Cl <input type="checkbox"/> NO2 <input type="checkbox"/> Br <input type="checkbox"/> NO3 <input type="checkbox"/> SO4	MISC. <input type="checkbox"/> BTEX <input type="checkbox"/> Naphthalene <input type="checkbox"/> THM/HAA <input type="checkbox"/> VOC <input type="checkbox"/> Oil & Grease <input type="checkbox"/> E. Coli <input type="checkbox"/> Total Coliform <input type="checkbox"/> pH <input type="checkbox"/> Dissolved As <input type="checkbox"/> Dissolved Fe <input type="checkbox"/> Rad 226 <input type="checkbox"/> Rad 228 <input type="checkbox"/> PCB	Gypsum <input type="checkbox"/> Wallboard Gypsum(all below) <input type="checkbox"/> AIM <input type="checkbox"/> TOC <input type="checkbox"/> Total metals <input type="checkbox"/> Soluble Metals <input type="checkbox"/> Purity (CaSO4) <input type="checkbox"/> % Moisture <input type="checkbox"/> Sulfites <input type="checkbox"/> pH <input type="checkbox"/> Chlorides <input type="checkbox"/> Particle Size <input type="checkbox"/> Sulfur	Coal <input type="checkbox"/> Ultimate <input type="checkbox"/> % Moisture <input type="checkbox"/> Ash <input type="checkbox"/> Sulfur <input type="checkbox"/> BTUs <input type="checkbox"/> Volatile Matter <input type="checkbox"/> CHN Other Tests: <input type="checkbox"/> XRF Scan <input type="checkbox"/> HGI <input type="checkbox"/> Fineness <input type="checkbox"/> Particulate Matter	Flyash <input type="checkbox"/> Ammonia <input type="checkbox"/> LOI <input type="checkbox"/> % Carbon <input type="checkbox"/> Mineral Analysis <input type="checkbox"/> Sieve <input type="checkbox"/> % Moisture NPDES <input type="checkbox"/> Oil & Grease <input type="checkbox"/> As <input type="checkbox"/> TSS	Oil <input type="checkbox"/> Trans. Oil Qual. <input type="checkbox"/> % Moisture <input type="checkbox"/> Color <input type="checkbox"/> Acidity <input type="checkbox"/> Dielectric Strength <input type="checkbox"/> IFT <input type="checkbox"/> Dissolved Gases <input type="checkbox"/> Used Oil <input type="checkbox"/> Flashpoint <input type="checkbox"/> Metals in oil (As, Cd, Cr, Ni, Pb, Hg) <input type="checkbox"/> TX <input type="checkbox"/> GOFER
---	--	--	--	---	---	---

Matrix codes GW-groundwater, DW-drinking water, SW-surface water, WW-waste water, BW-boiler water, L-limestone, Oil-oil, S-Soil, SL-solid, C-coal, G-gypsum, FA-flyash, BA-bottom ash, M-misc (describe in comment section)
Preservative code- 1=<4°C 2=HNO3 3=H2SO4 4=HCl 5=Na2S2O3 6=Other (Specify)



Chain of Custody



DISSOLVED

Customer Email/Report Recipient: LCWILLIA@santecooper.com Date Results Needed by: Project/Task/Unit #: 125915 / JM02.09.G01.1 / 36500 Rerun request for any flagged QC Yes No

Analysis Group

Labworks ID # (Internal use only)	Sample Location/ Description	Collection Date	Collection Time	Sample Collector	Total # of containers	Bottle type (Glass- G/Plastic-P)	Grab (G) or Composite (C)	Matrix(see below)	Preservative (see below)	Comments	DISSOLVED METALS - SEE BELOW
AF5649	WAP-19	3/7/23	1451	EDM ML		P	G	GW	2	SEE SHEET FOR RLS	X
25	WAP-25		1249							0020	
26	WAP-26		1022								
27	WAP-26D		1027								
AF56408	WAP-13	3/8/23	1338								
15	WAP-16		1513								
6	WAP-7		1009								
7	WAP-17D		1014								
29	WAP-28		1212								

Relinquished by:	Employee#	Date	Time	Received by:	Employee #	Date	Time
<i>Sibrown</i>	35597	3/10/23	300				
Relinquished by:	Employee#	Date	Time	Received by:	Employee #	Date	Time
Relinquished by:	Employee#	Date	Time	Received by:	Employee #	Date	Time

Sample Receiving (Internal Use Only)
TEMP (°C): _____ Initial: _____
Correct pH: Yes No
Preservative Lot#: _____
Date/Time/Init for preservative: _____

<input type="checkbox"/> METALS (all) <input checked="" type="checkbox"/> Ag <input type="checkbox"/> Cu <input checked="" type="checkbox"/> Sb <input checked="" type="checkbox"/> Al <input checked="" type="checkbox"/> Fe <input checked="" type="checkbox"/> Se <input checked="" type="checkbox"/> As <input checked="" type="checkbox"/> K <input type="checkbox"/> Sn <input type="checkbox"/> B <input checked="" type="checkbox"/> Li <input type="checkbox"/> Sr <input checked="" type="checkbox"/> Ba <input checked="" type="checkbox"/> Mg <input checked="" type="checkbox"/> Ti <input checked="" type="checkbox"/> Ca <input checked="" type="checkbox"/> Mn <input type="checkbox"/> V <input checked="" type="checkbox"/> Cd <input checked="" type="checkbox"/> Na <input checked="" type="checkbox"/> Zn <input checked="" type="checkbox"/> Cr <input checked="" type="checkbox"/> Pb <input type="checkbox"/> CrVI			Nutrients <input type="checkbox"/> TOC <input type="checkbox"/> DOC <input type="checkbox"/> TP/TPO4 <input type="checkbox"/> NH3-N <input type="checkbox"/> F <input type="checkbox"/> Cl <input type="checkbox"/> NO2 <input type="checkbox"/> Br <input type="checkbox"/> NO3 <input type="checkbox"/> SO4	MISC. <input type="checkbox"/> BTEX <input type="checkbox"/> Naphthalene <input type="checkbox"/> THM/HAA <input type="checkbox"/> VOC <input type="checkbox"/> Oil & Grease <input type="checkbox"/> E. Coli <input type="checkbox"/> Total Coliform <input type="checkbox"/> pH <input type="checkbox"/> Dissolved As <input type="checkbox"/> Dissolved Fe <input type="checkbox"/> Rad 226 <input type="checkbox"/> Rad 228 <input type="checkbox"/> PCB	Gypsum <input type="checkbox"/> Wallboard Gypsum(all below) <input type="checkbox"/> AIM <input type="checkbox"/> TOC <input type="checkbox"/> Total metals <input type="checkbox"/> Soluble Metals <input type="checkbox"/> Purity (CaSO4) <input type="checkbox"/> % Moisture <input type="checkbox"/> Sulfites <input type="checkbox"/> pH <input type="checkbox"/> Chlorides <input type="checkbox"/> Particle Size <input type="checkbox"/> Sulfur	Coal <input type="checkbox"/> Ultimate <input type="checkbox"/> % Moisture <input type="checkbox"/> Ash <input type="checkbox"/> Sulfur <input type="checkbox"/> BTUs <input type="checkbox"/> Volatile Matter <input type="checkbox"/> CHN Other Tests: <input type="checkbox"/> XRF Scan <input type="checkbox"/> HGI <input type="checkbox"/> Fineness <input type="checkbox"/> Particulate Matter	Flyash <input type="checkbox"/> Ammonia <input type="checkbox"/> LOI <input type="checkbox"/> % Carbon <input type="checkbox"/> Mineral Analysis <input type="checkbox"/> Sieve <input type="checkbox"/> % Moisture NPDES <input type="checkbox"/> Oil & Grease <input type="checkbox"/> As <input type="checkbox"/> TSS	Oil <input type="checkbox"/> Trans. Oil Qual. <input type="checkbox"/> %Moisture <input type="checkbox"/> Color <input type="checkbox"/> Acidity <input type="checkbox"/> Dielectric Strength <input type="checkbox"/> IFT <input type="checkbox"/> Dissolved Gases <input type="checkbox"/> Used Oil <input type="checkbox"/> Flashpoint <input type="checkbox"/> Metals in oil (As,Cd,Cr,Ni,Pb Hg) <input type="checkbox"/> TX <input type="checkbox"/> GOFER
--	--	--	--	--	--	---	--	--

Matrix codes: GW-groundwater, DW-drinking water, SW-surface water, WW-waste water, BW-boiler water, L-limestone, Oil-oil, S-Soil, SL-solid, C-coal, G-gypsum, FA-flyash, BA-bottom ash, M-misc (describe in comment section)
Preservative code- 1=<4°C 2=HNO3 3=H2SO4 4=HCl 5=Na2S2O5 6=Other (Specify)



Chain of Custody



DISSOLVED

Customer Email/Report Recipient: L.NDA.WILLIAMS @santecooper.com Date Results Needed by: Project/Task/Unit #: 125915 / JMO2.09-GW.1 / 36500 Rerun request for any flagged QC Yes No

Analysis Group

Labworks ID # (Internal use only)	Sample Location/ Description	Collection Date	Collection Time	Sample Collector	Total # of containers	Bottle type (Glass- G/Plastic-P)	Grab (G) or Composite (C)	Matrix (see below)	Preservative (see below)	Comments	DISSOLVED METALS	SEE BELOW
AF56394	WAP-1	2/14/23	1238	ZDM ML	1	P	G	GW	2	SEE SHEET FOR RLS	X	
31	WSW-1		1351							6620		
32	WSW-A1-1		1522									
AF56395	WAP-2	2/15/23	1136									
96	WAP-3		1321									
AF56397	WAP-4	2/16/23	1053	ZDM MDG								
400	WAP-7		1255									
442	WLF-A2-6		1407									
443	WLF-A2-6D		1442									

Relinquished by:	Employee#	Date	Time	Received by:	Employee #	Date	Time
<i>Sibrown</i>	35594	3/16/23	1300				

Sample Receiving (Internal Use Only)

TEMP (°C): _____ Initial: _____

Correct pH: Yes No

Preservative Lot#:

Date/Time/Init for preservative:

<input type="checkbox"/> METALS (all)			Nutrients		MISC.		Gypsum		Coal		Flyash		Oil	
<input checked="" type="checkbox"/> Ag	<input type="checkbox"/> Cu	<input checked="" type="checkbox"/> Sb	<input type="checkbox"/> TOC	<input type="checkbox"/> BTEX	<input type="checkbox"/> DOC	<input type="checkbox"/> Naphthalene	<input type="checkbox"/> Wallboard	<input type="checkbox"/> Ultimate	<input type="checkbox"/> % Moisture	<input type="checkbox"/> Ammonia	<input type="checkbox"/> Trans. Oil Qual.	<input type="checkbox"/> % Moisture	<input type="checkbox"/> Color	<input type="checkbox"/> % Moisture
<input checked="" type="checkbox"/> Al	<input checked="" type="checkbox"/> Fe	<input checked="" type="checkbox"/> Se	<input type="checkbox"/> TP/TPO4	<input type="checkbox"/> THM/HAA	<input type="checkbox"/> NH3-N	<input type="checkbox"/> VOC	<input type="checkbox"/> Gypsum (all below)	<input type="checkbox"/> Ash	<input type="checkbox"/> Sulfur	<input type="checkbox"/> LOI	<input type="checkbox"/> % Carbon	<input type="checkbox"/> Color	<input type="checkbox"/> Acidity	<input type="checkbox"/> % Carbon
<input type="checkbox"/> B	<input checked="" type="checkbox"/> Li	<input type="checkbox"/> Sr	<input type="checkbox"/> F	<input type="checkbox"/> Oil & Grease	<input type="checkbox"/> P	<input type="checkbox"/> E. Coli	<input type="checkbox"/> AIM	<input type="checkbox"/> BTUs	<input type="checkbox"/> Volatile Matter	<input type="checkbox"/> Mineral	<input type="checkbox"/> Analysis	<input type="checkbox"/> Dielectric Strength	<input type="checkbox"/> IFT	<input type="checkbox"/> Mineral
<input checked="" type="checkbox"/> Ba	<input checked="" type="checkbox"/> Mg	<input type="checkbox"/> Ti	<input type="checkbox"/> NO2	<input type="checkbox"/> Total Coliform	<input type="checkbox"/> Cl	<input type="checkbox"/> Total Coliform	<input type="checkbox"/> Total metals	<input type="checkbox"/> CHN	<input type="checkbox"/> Other Tests:	<input type="checkbox"/> Sieve	<input type="checkbox"/> NPDES	<input type="checkbox"/> Dissolved Gases	<input type="checkbox"/> IFT	<input type="checkbox"/> CHN
<input checked="" type="checkbox"/> Be	<input type="checkbox"/> Mn	<input checked="" type="checkbox"/> Tl	<input type="checkbox"/> NO3	<input type="checkbox"/> pH	<input type="checkbox"/> Br	<input type="checkbox"/> pH	<input type="checkbox"/> Soluble Metals	<input type="checkbox"/> XRF Scan	<input type="checkbox"/> HGI	<input type="checkbox"/> % Moisture	<input type="checkbox"/> Used Oil	<input type="checkbox"/> Flashpoint	<input type="checkbox"/> Metals in oil	<input type="checkbox"/> SO4
<input checked="" type="checkbox"/> Ca	<input checked="" type="checkbox"/> Mo	<input type="checkbox"/> V	<input type="checkbox"/> SO4	<input type="checkbox"/> Dissolved As	<input type="checkbox"/> NO3	<input type="checkbox"/> Dissolved As	<input type="checkbox"/> Purity (CaSO4)	<input type="checkbox"/> HgI	<input type="checkbox"/> Fineness	<input type="checkbox"/> Oil & Grease	<input type="checkbox"/> Flashpoint	<input type="checkbox"/> (As, Cd, Cr, Ni, Pb)	<input type="checkbox"/> Hg	<input type="checkbox"/> Rad 226
<input checked="" type="checkbox"/> Cd	<input checked="" type="checkbox"/> Na	<input checked="" type="checkbox"/> Zn		<input type="checkbox"/> Dissolved Fe	<input type="checkbox"/> SO4	<input type="checkbox"/> Rad 226	<input type="checkbox"/> % Moisture	<input type="checkbox"/> Particle Size	<input type="checkbox"/> Particulate Matter	<input type="checkbox"/> TSS	<input type="checkbox"/> GOFER	<input type="checkbox"/> TX	<input type="checkbox"/> Hg	<input type="checkbox"/> Rad 228
<input checked="" type="checkbox"/> Co	<input checked="" type="checkbox"/> Ni	<input type="checkbox"/> Hg		<input type="checkbox"/> PCB		<input type="checkbox"/> PCB	<input type="checkbox"/> Sulfites	<input type="checkbox"/> Chlorides				<input type="checkbox"/> TX	<input type="checkbox"/> Hg	<input type="checkbox"/> PCB
<input checked="" type="checkbox"/> Cr	<input checked="" type="checkbox"/> Pb	<input type="checkbox"/> CrVI					<input type="checkbox"/> Sulfur					<input type="checkbox"/> TX	<input type="checkbox"/> Hg	<input type="checkbox"/> PCB

Matrix codes GW-groundwater, DW-drinking water, SW-surface water, WW-waste water, BW-boiler water, L-limestone, Oil-oil, S-Soil, SL-solid, C-coal, G-gypsum, FA-flyash, BA-bottom ash, M-misc (describe in comment section)
Preservative code- 1=4°C 2=HNO₃ 3=H₂SO₄ 4=HCl 5=Na₂S₂O₅ 6=Other (Specify)



Chain of Custody



DISSOLVED

Customer Email/Report Recipient: LINDA.WILLIAMS@santecooper.com Date Results Needed by: Project/Task/Unit #: 125915 / JM02.09.G21.1 / 36500 Rerun request for any flagged QC Yes No

Analysis Group

Labworks ID # (Internal use only)	Sample Location/ Description	Collection Date	Collection Time	Sample Collector	Total # of containers	Bottle type (Glass/ Plastic-P)	Grab (G) or Composite (C)	Matrix(see below)	Preservative (see below)	Comments	DISSOLVED METALS	SEE BELOW
AF56402	WAP-9	2/27/23	1247	EDM ML	1	P	G	GW	2	SEE SHEET FOR RLS.	X	
03	WAP-10		0957							6020		
04	WAP-10D		1002									
434	WLF-A1-2		1544									
AF56433	WLF-A1-1	2/28/23	1258									
25	WLF-A1-3		1144									
36	WLF-A1-4		1019									
37	WLF-A1-4D		1024									
38	WLF-A1-5		1421									

Relinquished by:	Employee#	Date	Time	Received by:	Employee #	Date	Time
<i>Sj Brown</i>	35574	3/16/23	1300				

Sample Receiving (Internal Use Only)
TEMP (°C): _____ Initial: _____

Correct pH: Yes No

Preservative Lot#:

Date/Time/Init for preservative:

<input type="checkbox"/> METALS (all) <input checked="" type="checkbox"/> Ag <input type="checkbox"/> Cu <input checked="" type="checkbox"/> Sb <input checked="" type="checkbox"/> Al <input checked="" type="checkbox"/> Fe <input checked="" type="checkbox"/> Se <input checked="" type="checkbox"/> As <input checked="" type="checkbox"/> K <input type="checkbox"/> Sn <input type="checkbox"/> B <input checked="" type="checkbox"/> Li <input type="checkbox"/> Sr <input checked="" type="checkbox"/> Ba <input checked="" type="checkbox"/> Mg <input type="checkbox"/> Ti <input checked="" type="checkbox"/> Be <input type="checkbox"/> Mn <input checked="" type="checkbox"/> Tl <input checked="" type="checkbox"/> Ca <input checked="" type="checkbox"/> Mo <input type="checkbox"/> V <input checked="" type="checkbox"/> Cd <input checked="" type="checkbox"/> Na <input checked="" type="checkbox"/> Zn <input checked="" type="checkbox"/> Co <input checked="" type="checkbox"/> Ni <input type="checkbox"/> Hg <input checked="" type="checkbox"/> Cr <input checked="" type="checkbox"/> Pb <input type="checkbox"/> CrVI			Nutrients <input type="checkbox"/> TOC <input type="checkbox"/> DOC <input type="checkbox"/> TP/TPO4 <input type="checkbox"/> NH3-N <input type="checkbox"/> F <input type="checkbox"/> Cl <input type="checkbox"/> NO2 <input type="checkbox"/> Br <input type="checkbox"/> NO3 <input type="checkbox"/> SO4	MISC. <input type="checkbox"/> BTEX <input type="checkbox"/> Naphthalene <input type="checkbox"/> THM/HAA <input type="checkbox"/> VOC <input type="checkbox"/> Oil & Grease <input type="checkbox"/> E. Coli <input type="checkbox"/> Total Coliform <input type="checkbox"/> pH <input type="checkbox"/> Dissolved As <input type="checkbox"/> Dissolved Fe <input type="checkbox"/> Rad 226 <input type="checkbox"/> Rad 228 <input type="checkbox"/> PCB	Gypsum <input type="checkbox"/> Wallboard Gypsum(all below) <input type="checkbox"/> AIM <input type="checkbox"/> TOC <input type="checkbox"/> Total metals <input type="checkbox"/> Soluble Metals <input type="checkbox"/> Purity (CaSO4) <input type="checkbox"/> % Moisture <input type="checkbox"/> Sulfites <input type="checkbox"/> pH <input type="checkbox"/> Chlorides <input type="checkbox"/> Particle Size <input type="checkbox"/> Sulfur	Coal <input type="checkbox"/> Ultimate <input type="checkbox"/> % Moisture <input type="checkbox"/> Ash <input type="checkbox"/> Sulfur <input type="checkbox"/> BTUs <input type="checkbox"/> Volatile Matter <input type="checkbox"/> CHN Other Tests: <input type="checkbox"/> XRF Scan <input type="checkbox"/> HGI <input type="checkbox"/> pH <input type="checkbox"/> Fineness <input type="checkbox"/> Particulate Matter	Flyash <input type="checkbox"/> Ammonia <input type="checkbox"/> LOI <input type="checkbox"/> % Carbon <input type="checkbox"/> Mineral Analysis <input type="checkbox"/> Sieve <input type="checkbox"/> % Moisture NPDES <input type="checkbox"/> Oil & Grease <input type="checkbox"/> As <input type="checkbox"/> TSS	Oil <input type="checkbox"/> Trans. Oil Qual. <input type="checkbox"/> %Moisture <input type="checkbox"/> Color <input type="checkbox"/> Acidity <input type="checkbox"/> Dielectric Strength <input type="checkbox"/> IFT <input type="checkbox"/> Dissolved Gases <input type="checkbox"/> Used Oil <input type="checkbox"/> Flashpoint <input type="checkbox"/> Metals in oil (As,Cd,Cr,Ni,Pb Hg) <input type="checkbox"/> TX <input type="checkbox"/> GOFER
---	--	--	--	--	--	--	--	--

Matrix codes GW-groundwater, DW-drinking water, SW-surface water, WW-waste water, BW-boiler water, L-limestone, Oil-oil, S-Soil, SL-solid, C-coal, G-gypsum, FA-flyash, BA-bottom ash, M-misc (describe in comment section)
Preservative code- 1=4°C 2=HNO₃ 3=H₂SO₄ 4-HCl 5=Na₂S₂O₅ 6-Other (Specify)

Chain of Custody



DISSOLVED

Customer Email/Report Recipient: LCWILLIA@santecooper.com Date Results Needed by: Project/Task/Unit #: 25915 / JM02 09. G01.1 / 36500 Rerun request for any flagged QC Yes No

Analysis Group

Labworks ID # (Internal use only)	Sample Location/ Description	Collection Date	Collection Time	Sample Collector	Total # of containers	Bottle type: (Glass/ G/Plastic-P)	Grab (G) or Composite (C)	Matrix (see below)	Preservative (see below)	Comments • Method # • Reporting limit • Misc. sample mfo • Any other notes	DI - CHECK SEE BELOW
AF56409	WAP-14	3/6/23	1214	EDM ML	1	P	G	GW	2	SEE SHEET FOR RLS.	X
10	WAP-14D		1219							6022	
11	WAP-14A		1108								
12	WAP-14B		1515								
13	WAP-14C		1341								
130	WAP-29		1010								
AF56406	WAP-12	3/9/23	1029								
07	WAP-2D		1034								
18	WAP-8		1207								
22	WAP-22		1319								

Relinquished by:	Employee#	Date	Time	Received by:	Employee #	Date	Time
<i>SJBrown</i>	35554	3/10/23	800				
Relinquished by:	Employee#	Date	Time	Received by:	Employee #	Date	Time
Relinquished by:	Employee#	Date	Time	Received by:	Employee #	Date	Time

Sample Receiving (Internal Use Only)
TEMP (°C): _____ Initial: _____
Correct pH: Yes No
Preservative Lot#: _____
Date/Time/Init for preservative: _____

<input type="checkbox"/> METALS (all) <input checked="" type="checkbox"/> Ag <input type="checkbox"/> Cu <input type="checkbox"/> Sb <input checked="" type="checkbox"/> Al <input checked="" type="checkbox"/> Fe <input type="checkbox"/> Se <input checked="" type="checkbox"/> As <input checked="" type="checkbox"/> K <input type="checkbox"/> Sn <input type="checkbox"/> B <input checked="" type="checkbox"/> Li <input type="checkbox"/> Sr <input checked="" type="checkbox"/> Ba <input checked="" type="checkbox"/> Mg <input type="checkbox"/> Ti <input checked="" type="checkbox"/> Be <input type="checkbox"/> Mn <input checked="" type="checkbox"/> Tl <input checked="" type="checkbox"/> Ca <input checked="" type="checkbox"/> Mo <input type="checkbox"/> V <input checked="" type="checkbox"/> Cd <input checked="" type="checkbox"/> Na <input checked="" type="checkbox"/> Zn <input checked="" type="checkbox"/> Co <input checked="" type="checkbox"/> Ni <input type="checkbox"/> Hg <input checked="" type="checkbox"/> Cr <input checked="" type="checkbox"/> Pb <input type="checkbox"/> CrVI	Nutrients <input type="checkbox"/> TOC <input type="checkbox"/> DOC <input type="checkbox"/> TP/TPO4 <input type="checkbox"/> NH3-N <input type="checkbox"/> F <input type="checkbox"/> Cl <input type="checkbox"/> NO2 <input type="checkbox"/> Br <input type="checkbox"/> NO3 <input type="checkbox"/> SO4	MISC. <input type="checkbox"/> BTEX <input type="checkbox"/> Naphthalene <input type="checkbox"/> THM/HAA <input type="checkbox"/> VOC <input type="checkbox"/> Oil & Grease <input type="checkbox"/> E. Coli <input type="checkbox"/> Total Coliform <input type="checkbox"/> pH <input type="checkbox"/> Dissolved As <input type="checkbox"/> Dissolved Fe <input type="checkbox"/> Rad 226 <input type="checkbox"/> Rad 228 <input type="checkbox"/> PCB	Gypsum <input type="checkbox"/> Wallboard Gypsum(all below) <input type="checkbox"/> AIM <input type="checkbox"/> TOC <input type="checkbox"/> Total metals <input type="checkbox"/> Soluble Metals <input type="checkbox"/> Purity (CaSO4) <input type="checkbox"/> % Moisture <input type="checkbox"/> Sulfites <input type="checkbox"/> pH <input type="checkbox"/> Chlorides <input type="checkbox"/> Particle Size <input type="checkbox"/> Sulfur	Coal <input type="checkbox"/> Ultimate <input type="checkbox"/> % Moisture <input type="checkbox"/> Ash <input type="checkbox"/> Sulfur <input type="checkbox"/> BTUs <input type="checkbox"/> Volatile Matter <input type="checkbox"/> CHN <input type="checkbox"/> % Moisture Other Tests: <input type="checkbox"/> XRF Scan <input type="checkbox"/> HGI <input type="checkbox"/> Fineness <input type="checkbox"/> Particulate Matter	Flyash <input type="checkbox"/> Ammonia <input type="checkbox"/> LOI <input type="checkbox"/> % Carbon <input type="checkbox"/> Mineral Analysis <input type="checkbox"/> Sieve <input type="checkbox"/> % Moisture NPDES <input type="checkbox"/> Oil & Grease <input type="checkbox"/> As <input type="checkbox"/> TSS	Oil <input type="checkbox"/> Trans. Oil Qual. <input type="checkbox"/> %Moisture <input type="checkbox"/> Color <input type="checkbox"/> Acidity <input type="checkbox"/> Dielectric Strength <input type="checkbox"/> IFT <input type="checkbox"/> Dissolved Gases <input type="checkbox"/> Used Oil <input type="checkbox"/> Flashpoint <input type="checkbox"/> Metals in oil (As,Cd,Cr,Ni,Pb Hg) <input type="checkbox"/> TX <input type="checkbox"/> GOFER
---	--	--	--	--	--	--

Matrix codes: GW-groundwater, DW-drinking water, SW-surface water, WW-waste water, BW-boiler water, L-limestone, Oil-oil, S-Soil, SL-solid, C-coal, G-gypsum, FA-flyash, BA-bottom ash, M-misc (describe in comment section)
Preservative code- 1=<4°C 2=HNO3 3=H2SO4 4-HCl 5=Na2S2O3 6-Other (Specify)



**Table of Reporting Limits for Groundwater
Samples-- Metals Only**

Analyte	Unit	GWPS/ MCL/ RSL	Reporting Limits best case
Aluminum	mg/L	0.05 to 0.2	—
Antimony	ug/L	6	5
Arsenic	ug/L	10	5
Arsenic Dissolved	ug/L	—	—
Barium	ug/L	2000	5
Beryllium	ug/L	4	0.5
Boron	ug/L	—	10 to 15
Cadmium	ug/L	5	0.5
Calcium	ug/L	—	0.1
Chromium	ug/L	100	5
Cobalt	ug/L	6	0.5
Copper	mg/L	1	—
Iron	ug/L	300	—
Lead	ug/L	15	1
Lithium	ug/L	40	5
Magnesium	ug/L	—	—
Mercury	ug/L	2	0.2
Molybdenum	ug/L	100	5
Nickel	ug/L	—	—
Potassium	mg/L	—	—
Selenium	ug/L	50	5
Sodium	mg/L	—	—
Thallium	ug/L	2	1
Zinc	ug/L	5000	—

Eurofins Savannah

5102 LaRoche Avenue
Savannah, GA 31404
Phone: 912-354-7858 Fax: 912-352-0165

Chain of Custody Record



Environment Testing



Client Information (Sub Contract Lab)		Sampler: Lab PM Lanier, Jerry A	Carrier Tracking No(s):	COC No: 680-731060.1
Shipping/Receiving		Phone: Jerry.Lanier@eurofins.com	State of Origin: South Carolina	Page: Page 1 of 5
Company: TestAmerica Laboratories, Inc.		Accreditations Required (See note): NELAP - Florida; State - South Carolina; State Program ...		Job #: 680-232195-1
Address: 13715 Rider Trail North, Earth City, MO, 63045		Preservation Codes: A - HCL B - NaOH C - Zn Acetate D - Nitric Acid E - NaHSO4 F - MeOH G - Amchlor H - Ascorbic Acid I - Ice J - DI Water K - EDTA L - EDA Other:		
Due Date Requested: 3/27/2023		Analysis Requested:		
TAT Requested (days):		M - Hexane N - None O - AsNaO2 P - Na2OMS Q - Na2SO3 R - Na2SO4 S - H2SO4 T - TSP Dodecahydrate U - Acetone V - MCAA W - pH 4-5 Y - Trizma Z - other (specify)		
PO #:	WO #:	Project #:	6010D/FIELD_FLTRD (MOD) Diss.Lithium by ICP	Total Number of Containers
68008190		68008190	Perform MS/MSD (Yes or No)	
SSOW#:	Sample Date	Sample Time	Field Filtered Sample (Yes or No)	
	3/1/23	14:41 Eastern	X	
	3/1/23	13:37 Eastern	X	
	3/1/23	10:22 Eastern	X	
	3/1/23	11:45 Eastern	X	
	3/2/23	12:46 Eastern	X	
	3/2/23	09:52 Eastern	X	
	3/2/23	10:56 Eastern	X	
	3/7/23	14:51 Eastern	X	
	3/7/23	12:49 Eastern	X	
Sample Identification - Client ID (Lab ID)		Sample Type (C=comp, G=grab)	Matrix (Water, Seawater, Other)	Special Instructions/Note:
AF56421 (680-232195-1)	Water	Water		
AF56424 (680-232195-2)	Water	Water		
AF56439 (680-232195-3)	Water	Water		
AF56441 (680-232195-4)	Water	Water		
AF56414 (680-232195-5)	Water	Water		
AF56423 (680-232195-6)	Water	Water		
AF56428 (680-232195-7)	Water	Water		
AF56419 (680-232195-8)	Water	Water		
AF56425 (680-232195-9)	Water	Water		

Note: Since laboratory accreditations are subject to change, Eurofins Environment Testing Southeast, LLC places the ownership of method, analyte & accreditation compliance upon our subcontract laboratories. This sample shipment is forwarded under chain-of-custody. If the laboratory does not currently maintain accreditation in the State of Origin listed above for analysis/test/matrix being analyzed, the samples must be shipped back to the Eurofins Environment Testing Southeast, LLC laboratory or other instructions will be provided. Any changes to accreditation status should be brought to Eurofins Environment Testing Southeast, LLC attention immediately. If all requested accreditations are current to date, return the signed Chain of Custody attesting to said compliance to Eurofins Environment Testing Southeast, LLC.

Possible Hazard Identification
Unconfirmed

Deliverable Requested: I, II, III, IV, Other (specify) Primary Deliverable Rank: 1

Sample Disposal (A fee may be assessed if samples are retained longer than 1 month)
 Return To Client Disposal By Lab Archive For _____ Months

Special Instructions/QC Requirements:

Empty Kit Relinquished by: _____ Date: _____ Method of Shipment: _____

Relinquished by: _____ Date/Time: _____ Company: _____

Relinquished by: **FedEx** Date/Time: _____ Company: _____

Relinquished by: _____ Date/Time: _____ Company: _____

Custody Seals Intact: _____ Custody Seal No.: _____
 Δ Yes Δ No

Cooler Temperature(s) °C and Other Remarks: _____



Chain of Custody Record



Client Information (Sub Contract Lab)		Sampler: Lab PM Lanier, Jerry A	Carner Tracking No(s)	COC No: 680-731060.2
Client Contact: Shipping/Receiving		Phone: Jerry Lanier@et.eurofins.com	State of Origin: South Carolina	Page: Page 2 of 5
Company: TestAmerica Laboratories, Inc.		Accreditations Required (See note): NELAP - Florida, State - South Carolina, State Program ...		
Address: 13715 Rider Trail North,		Job #: 680-232195-1		
City: Earth City		Preservation Codes:		
State, Zip: MO, 63045		A - HCL B - NaOH C - Zn Acetate D - Nitric Acid E - NaHSO4 F - MeOH G - Amshlor H - Ascorbic Acid I - Ice J - DI Water K - EDTA L - EDA Other:		
Phone: 314-298-8566(Tel) 314-298-8757(Fax)		M - Hexane N - None O - AsNaO2 P - Na2OAS Q - Na2SO3 R - Na2S2O3 S - H2SO4 T - TSP Dodecahydrate U - Acetone V - MCAA W - pH 4-5 Y - Trizma Z - other (specify)		
Email:				
Project Name: 125915/JM02.09.G01.1/36500				
Site: SSOW#				

Sample Identification - Client ID (Lab ID)	Sample Date	Sample Time	Sample Type (C=Comp, G=grab)	Matrix (Water, Seawater, Other)	Field Filtered Sample (Yes or No)	Perform MS/MSD (Yes or No)	6010D/FIELD_FLTRD (MOD) Diss Lithium by ICP	Total Number of Containers	Special Instructions/Note:
AF56426 (680-232195-10)	3/7/23	10:22 Eastern	Water	Water	X	X		1	
AF56427 (680-232195-11)	3/7/23	10:27 Eastern	Water	Water	X	X		1	
AF56408 (680-232195-12)	3/8/23	13:38 Eastern	Water	Water	X	X		1	
AF56415 (680-232195-13)	3/8/23	15:13 Eastern	Water	Water	X	X		1	
AF56416 (680-232195-14)	3/8/23	10:09 Eastern	Water	Water	X	X		1	
AF56417 (680-232195-15)	3/8/23	10:14 Eastern	Water	Water	X	X		1	
AF56429 (680-232195-16)	3/8/23	12:12 Eastern	Water	Water	X	X		1	
AF56394 (680-232195-17)	2/14/23	12:33 Eastern	Water	Water	X	X		1	
AF56331 (680-232195-18)	2/14/23	13:51 Eastern	Water	Water	X	X		1	

Note: Since laboratory accreditations are subject to change, Eurofins Environment Testing Southeast, LLC places the ownership of method, analyte & accreditation compliance upon our subcontract laboratories. This sample shipment is forwarded under chain-of-custody. If the laboratory does not currently maintain accreditation in the State of Origin listed above for analysis/test/analyte being analyzed, the samples must be shipped back to the Eurofins Environment Testing Southeast, LLC laboratory or other instructions will be provided. Any changes to accreditation status should be brought to Eurofins Environment Testing Southeast, LLC attention immediately. If all requested accreditations are current to date, return the Chain of Custody attesting to said compliance to Eurofins Environment Testing Southeast, LLC.

Possible Hazard Identification
Unconfirmed

Deliverable Requested: I, II, III, IV, Other (specify) _____

Primary Deliverable Rank: 1

Empty Kit Relinquished by: _____ Date: _____

Relinquished by: _____ Date/Time: _____ Company: _____

Relinquished by: **FEDEx** Date/Time: _____ Company: _____

Relinquished by: _____ Date/Time: _____ Company: _____

Custody Seals Intact: _____ Custody Seal No.: _____

Δ Yes Δ No

Received by: _____ Date/Time: _____ Company: _____

Received by: **Wama Shanboay** Date/Time: **3/22/23 09:10** Company: **ETASTX**

Received by: _____ Date/Time: _____ Company: _____

Method of Shipment: _____

Sample Disposal (A fee may be assessed if samples are retained longer than 1 month)
 Return To Client Disposal By Lab Archive For _____ Months

Special Instructions/QC Requirements:

Chain of Custody Record



Client Information (Sub Contract Lab)		Lab PM: Lanier, Jerry A	Carrier Tracking No(s): 680-731060.3				
Client Contact: Shipping/Receiving		E-Mail: Jerry.Lanier@et.eurofins.com	State of Origin: South Carolina				
Company: TestAmerica Laboratories, Inc.		Job #: 680-232195-1					
Address: 13715 Rider Trail North,		Preservation Codes: A - HCL M - Hexane B - NaOH N - None O - AsNaO2 C - Zn Acetate P - Na2O4S D - Nitric Acid Q - Na2SO3 E - NaHSO4 R - Na2S2O3 F - MeOH S - H2SO4 G - Amchlor H - Ascorbic Acid T - TSP Dodecahydrate I - Ice U - Acetone J - DI Water V - MCAA K - EDTA W - pH 4-5 L - EDA Y - Trizma Z - other (specify) Other:					
Due Date Requested: 3/27/2023		Analysis Requested					
TAT Requested (days):		60100/FIELD_FLTRD (MOD) Diss.Lithium by ICP					
PO #:		Perform MS/MSD (Yes or No)					
WO #:		Field Filtered Sample (Yes or No)					
Project #: 68008190		Preservation Code:					
SSOW#:		Sample Identification - Client ID (Lab ID)					
Sample	Sample Date	Sample Time	Sample Type (C=Comp, G=grab)	Matrix (W=water, S=solid, O=soil, B1=Issue, A=Air)	60100/FIELD_FLTRD (MOD) Diss.Lithium by ICP	Total Number of Containers	Special Instructions/Note:
AF56332 (680-232195-19)	2/14/23	15:22 Eastern		Water	X	1	
AF56395 (680-232195-20)	2/15/23	11:36 Eastern		Water	X	1	
AF56396 (680-232195-21)	2/15/23	13:21 Eastern		Water	X	1	
AF56397 (680-232195-22)	2/16/23	10:53 Eastern		Water	X	1	
AF56400 (680-232195-23)	2/16/23	12:55 Eastern		Water	X	1	
AF56442 (680-232195-24)	2/16/23	14:07 Eastern		Water	X	1	
AF56443 (680-232195-25)	2/16/23	14:12 Eastern		Water	X	1	
AF56402 (680-232195-26)	2/27/23	12:47 Eastern		Water	X	1	
AF56403 (680-232195-27)	2/27/23	09:57 Eastern		Water	X	1	

Note: Since laboratory accreditations are subject to change, Eurofins Environment Testing Southeast, LLC places the ownership of method, analyte & accreditation compliance upon our subcontract laboratories. This sample shipment is forwarded under chain-of-custody. If the laboratory does not currently maintain accreditation in the State of Origin listed above for analysis/test/matrix being analyzed, the samples must be shipped back to the Eurofins Environment Testing Southeast, LLC laboratory or other instructions will be provided. Any changes to accreditation status should be brought to Eurofins Environment Testing Southeast, LLC attention immediately. If all requested accreditations are current to date, return the signed Chain of Custody attesting to said compliance to Eurofins Environment Testing Southeast, LLC

Possible Hazard Identification
 Unconfirmed
 Deliverable Requested: I, II, III, IV, Other (specify) Primary Deliverable Rank: 1
 Empty Kit Relinquished by: Date: _____
 Relinquished by: _____ Date/Time: _____ Company: _____
 Relinquished by: _____ Date/Time: _____ Company: _____
 Relinquished by: _____ Date/Time: _____ Company: _____
 Custody Seals Intact: _____
 Δ Yes Δ No _____ Custody Seal No.: _____
 Cooler Temperature(s) °C and Other Remarks: _____

Sample Disposal (A fee may be assessed if samples are retained longer than 1 month)
 Return To Client Disposal By Lab Archive For _____ Months
 Special Instructions/QC Requirements: _____
 Method of Shipment: _____
 Received by: _____ Date/Time: _____ Company: _____
 Received by: *Wiana Shanbary* Date/Time: *3/22/23 09:10* Company: *ETW*
 Received by: _____ Date/Time: _____ Company: _____

Chain of Custody Record



Client Information (Sub Contract Lab)		Lab PM: Lanier, Jerry A	Carrier Tracking No(s): 680-731060.4								
Client Contact Shipping/Receiving		Phone: Jerry.Lanier@et.eurofins.com	Page: Page 4 of 5								
Company TestAmerica Laboratories, Inc.		Accreditations Required (See note) NELAP - Florida, State - South Carolina; State Program ...									
Address: 13715 Rider Trail North,		Job #: 680-232195-1									
City: Earth City	State, Zip: MO, 63045	Preservation Codes: A - HCL B - NaOH C - Zn Acetate D - Nitric Acid E - NaHSO4 F - MeOH G - Amchlor H - Ascorbic Acid I - Ice J - DI Water K - EDTA L - EDA Other: M - Hexane N - None O - AsNaO2 P - Na2O4S Q - Na2SO3 R - Na2SO4 S - H2SO4 T - TSP Dodecahydrate U - Acetone V - MCAA W - pH 4.5 Y - Trizma Z - other (Specify)									
Phone: 314-298-8566(Tel) 314-298-8757(Fax)	PO #:	Analysis Requested									
Email:	WO #:	Total Number of Containers									
Project Name: 125915/JM02.09.G01.1/36500	Project #: 68006190	6010D/FIELD_FLTRD (MOD) Diss.Lithium by ICP									
Site:	SSOW#:	Field Filtered Sample (Yes or No)									
Due Date Requested: 3/27/2023		Perform MS/MSD (Yes or No)									
TAT Requested (days):		Special Instructions/Note:									
Sample Identification - Client ID (Lab ID)											
Sample ID	Sample Date	Sample Time	Sample Type (C=Comp, G=grab)	Matrix (W=water, S=solid, O=water, A=air)	Preservation Code	Field Filtered Sample (Yes or No)	Perform MS/MSD (Yes or No)	6010D/FIELD_FLTRD (MOD) Diss.Lithium by ICP	Analysis Requested	Total Number of Containers	Special Instructions/Note:
AF56404 (680-232195-28)	2/27/23	10:02 Eastern	Water	Water		X	X			1	
AF56434 (680-232195-29)	2/27/23	15:44 Eastern	Water	Water		X	X			1	
AF56433 (680-232195-30)	2/28/23	12:58 Eastern	Water	Water		X	X			1	
AF56435 (680-232195-31)	2/28/23	11:44 Eastern	Water	Water		X	X			1	
AF56436 (680-232195-32)	2/28/23	10:19 Eastern	Water	Water		X	X			1	
AF56437 (680-232195-33)	2/28/23	10:24 Eastern	Water	Water		X	X			1	
AF56438 (680-232195-34)	2/28/23	14:31 Eastern	Water	Water		X	X			1	
AF56409 (680-232195-35)	3/6/23	12:14 Eastern	Water	Water		X	X			1	
AF56410 (680-232195-36)	3/6/23	12:19 Eastern	Water	Water		X	X			1	
<p>Note: Since laboratory accreditations are subject to change, Eurofins Environment Testing Southeast, LLC places the ownership of method, analyte & accreditation compliance upon our subcontract laboratories. This sample shipment is forwarded under chain-of-custody. If the laboratory does not currently maintain accreditation in the State of Origin listed above for analysis/test/matrix being analyzed, the samples must be shipped back to the Eurofins Environment Testing Southeast, LLC laboratory or other instructions will be provided. Any changes to accreditation status should be brought to Eurofins Environment Testing Southeast, LLC attention immediately. If all requested accreditations are current to date, return the signed Chain of Custody attesting to said compliance to Eurofins Environment Testing Southeast, LLC.</p>											
Possible Hazard Identification											
Unconfirmed											
Deliverable Requested: I, II, III, IV, Other (specify)											
Empty Kit Relinquished by:											
Relinquished by:											
Relinquished by:											
Relinquished by:											
Custody Seals Intact: <input type="checkbox"/> Yes <input type="checkbox"/> No											
Custody Seal No.:											
Cooler Temperature(s) °C and Other Remarks:											
<p>Sample Disposal (A fee may be assessed if samples are retained longer than 1 month)</p> <input type="checkbox"/> Return To Client <input type="checkbox"/> Disposal By Lab <input type="checkbox"/> Archive For _____ Months Special Instructions/QC Requirements:											
<p>Time: _____ Date: _____ Method of Shipment:</p>											
<p>Received by: _____ Date/Time: _____ Company: _____</p>											
<p>Received by: <i>Wiana Shearley</i> Date/Time: <i>3/23/23 0910</i> Company: <i>ETAS</i></p>											
<p>Received by: _____ Date/Time: _____ Company: _____</p>											

Eurofins Savannah

5102 LaRoche Avenue
Savannah, GA 31404
Phone: 912-354-7858 Fax: 912-352-0165

Chain of Custody Record



Environment Testing

Client Information (Sub Contract Lab)		Sampler:	Lab PM:	Carrier Tracking No(s):	COC No:
Client Contact:		Phone:	Lanier, Jerry A	State of Origin:	680-731060 5
Shipping/Receiving:		E-Mail:	Jerry.Lanier@et.eurofins.com	South Carolina	Page 5 of 5
Company:		Accreditations Required (See note):			Job #:
TestAmerica Laboratories, Inc.		NELAP - Florida, State - South Carolina, State Program			680-232195-1
Address:		Due Date Requested:	Analysis Requested		
13715 Rider Trail North,		3/27/2023	Preservation Codes:		
City:	Earth City	TAT Requested (days):	A - HCL M - Hexane N - None O - AsNaO2 P - Na2O4S Q - Na2SO3 R - Na2SO4 S - H2SO4 T - TSP Dodecahydrate U - Acetone V - MCAA W - pH 4-5 Y - Trizma Z - other (specify)		
State, Zip:	MO, 63045	PO #:	6010 FIELD, FLTRD (MOD) Diss. Lithium by ICP		
Phone:	314-298-8566(Tel) 314-298-8757(Fax)	WO #:	Perform MSM/SD (Yes or No)		
Email:		Project #:	Field Filtered Sample (Yes or No)		
		68008190	X		
Project Name:	125915/JM02 09.G01.1/36500	SSOW#:	Preservation Code:		
Site:			Water		
Sample Identification - Client ID (Lab ID)		Sample Date	Sample Time	Sample Type (C=Comp, G=grab)	Matrix (W=water, S=solid, O=oil, T=tissue, AAU)
AF56411 (680-232195-37)	3/6/23	11:08 Eastern	X	Water	Water
AF56412 (680-232195-38)	3/6/23	15:15 Eastern	X	Water	Water
AF56413 (680-232195-39)	3/6/23	13:41 Eastern	X	Water	Water
AF56430 (680-232195-40)	3/6/23	10:10 Eastern	X	Water	Water
AF56406 (680-232195-41)	3/9/23	10:29 Eastern	X	Water	Water
AF56407 (680-232195-42)	3/9/23	10:34 Eastern	X	Water	Water
AF56418 (680-232195-43)	3/9/23	12:07 Eastern	X	Water	Water
AF56422 (680-232195-44)	3/9/23	13:19 Eastern	X	Water	Water
<p>Note: Since laboratory accreditations are subject to change, Eurofins Environment Testing Southeast, LLC places the ownership of method, analyte & accreditation compliance upon our subcontract laboratories. This sample shipment is for <u>ware</u> under chain-of-custody. If the laboratory does not currently maintain accreditation in the State of Origin listed above for analysis of matrix being analyzed, the samples must be shipped back to the Eurofins Environment Testing Southeast, LLC laboratory or other instructions will be provided. Any changes to accreditation status should be brought to Eurofins Environment Testing Southeast, LLC attention immediately. If all requested accreditations are current to date, return the signed Chain of Custody attesting to said compliance to Eurofins Environment Testing Southeast, LLC</p>					
Possible Hazard Identification					
Unconfirmed					
Deliverable Requested: I, II, III, IV, Other (specify)		Primary Deliverable Rank: 1		Months	
Empty Kit Relinquished by:					
Relinquished by:		Date:		Time:	
Relinquished by:		Date/Time:		Company:	
Relinquished by:		Date/Time:		Company:	
Relinquished by:		Date/Time:		Company:	
Custody Seals Intact:		Custody Seal No.:		Cooler Temperature(s) °C and Other Remarks:	
Δ Yes Δ No					



Login Sample Receipt Checklist

Client: South Carolina Public Service Authority

Job Number: 680-232195-1

Login Number: 232195

List Number: 1

Creator: Givens, Keshia

List Source: Eurofins Savannah

Question	Answer	Comment
Radioactivity wasn't checked or is <=/ background as measured by a survey meter.	N/A	
The cooler's custody seal, if present, is intact.	True	
Sample custody seals, if present, are intact.	True	
The cooler or samples do not appear to have been compromised or tampered with.	True	
Samples were received on ice.	True	
Cooler Temperature is acceptable.	True	
Cooler Temperature is recorded.	True	
COC is present.	True	
COC is filled out in ink and legible.	True	
COC is filled out with all pertinent information.	True	
Is the Field Sampler's name present on COC?	True	
There are no discrepancies between the containers received and the COC.	N/A	
Samples are received within Holding Time (excluding tests with immediate HTs)	True	
Sample containers have legible labels.	True	
Containers are not broken or leaking.	True	
Sample collection date/times are provided.	True	
Appropriate sample containers are used.	True	
Sample bottles are completely filled.	True	
Sample Preservation Verified.	N/A	
There is sufficient vol. for all requested analyses, incl. any requested MS/MSDs	True	
Containers requiring zero headspace have no headspace or bubble is <6mm (1/4").	N/A	
Multiphasic samples are not present.	True	
Samples do not require splitting or compositing.	True	
Residual Chlorine Checked.	N/A	

Login Sample Receipt Checklist

Client: South Carolina Public Service Authority

Job Number: 680-232195-1

Login Number: 232195

List Number: 2

Creator: Sharkey-Gonzalez, Briana L

List Source: Eurofins St. Louis

List Creation: 03/22/23 01:48 PM

Question	Answer	Comment
Radioactivity wasn't checked or is </= background as measured by a survey meter.	True	
The cooler's custody seal, if present, is intact.	True	
Sample custody seals, if present, are intact.	True	
The cooler or samples do not appear to have been compromised or tampered with.	True	
Samples were received on ice.	N/A	
Cooler Temperature is acceptable.	True	
Cooler Temperature is recorded.	True	
COC is present.	True	
COC is filled out in ink and legible.	True	
COC is filled out with all pertinent information.	True	
Is the Field Sampler's name present on COC?	True	
There are no discrepancies between the containers received and the COC.	True	
Samples are received within Holding Time (excluding tests with immediate HTs)	True	
Sample containers have legible labels.	True	
Containers are not broken or leaking.	True	
Sample collection date/times are provided.	True	
Appropriate sample containers are used.	True	
Sample bottles are completely filled.	True	
Sample Preservation Verified.	True	
There is sufficient vol. for all requested analyses, incl. any requested MS/MSDs	True	
Containers requiring zero headspace have no headspace or bubble is <6mm (1/4").	True	
Multiphasic samples are not present.	True	
Samples do not require splitting or compositing.	True	
Residual Chlorine Checked.	N/A	

Accreditation/Certification Summary

Client: South Carolina Public Service Authority
 Project/Site: 125915/JM02.09.G01.1/36500

Job ID: 680-232195-1

Laboratory: Eurofins Savannah

The accreditations/certifications listed below are applicable to this report.

Authority	Program	Identification Number	Expiration Date
South Carolina	State	98001	06-30-23

Laboratory: Eurofins St. Louis

All accreditations/certifications held by this laboratory are listed. Not all accreditations/certifications are applicable to this report.

Authority	Program	Identification Number	Expiration Date
Alaska (UST)	State	20-001	05-06-25
ANAB	Dept. of Defense ELAP	L2305	04-06-25
ANAB	Dept. of Energy	L2305.01	04-06-25
ANAB	ISO/IEC 17025	L2305	04-06-25
Arizona	State	AZ0813	12-08-23
California	Los Angeles County Sanitation Districts	10259	06-30-22 *
California	State	2886	06-30-23
Connecticut	State	PH-0241	03-31-23
Florida	NELAP	E87689	06-30-23
HI - RadChem Recognition	State	n/a	06-30-23
Illinois	NELAP	200023	11-30-23
Iowa	State	373	12-01-24
Kansas	NELAP	E-10236	10-31-23
Kentucky (DW)	State	KY90125	12-31-23
Kentucky (WW)	State	KY90125 (Permit KY0004049)	12-31-23
Louisiana (All)	NELAP	04080	06-30-23
Louisiana (DW)	State	LA011	12-31-23
Maryland	State	310	09-30-23
MI - RadChem Recognition	State	9005	06-30-23
Missouri	State	780	06-30-25
Nevada	State	MO000542020-1	07-31-23
New Jersey	NELAP	MO002	06-30-23
New York	NELAP	11616	04-01-23
North Carolina (DW)	State	29700	07-31-23
North Dakota	State	R-207	06-30-23
Oklahoma	NELAP	9997	08-31-23
Oregon	NELAP	4157	09-01-23
Pennsylvania	NELAP	68-00540	02-28-24
South Carolina	State	85002001	06-30-23
Texas	NELAP	T104704193	07-31-23
US Fish & Wildlife	US Federal Programs	058448	07-31-23
USDA	US Federal Programs	P330-17-00028	06-11-23
Utah	NELAP	MO000542021-14	07-31-23
Virginia	NELAP	10310	06-14-24
Washington	State	C592	08-30-23
West Virginia DEP	State	381	10-31-23

* Accreditation/Certification renewal pending - accreditation/certification considered valid.

ANALYTICAL REPORT

PREPARED FOR

Attn: Linda Williams
South Carolina Public Service Authority
Santee Cooper
PO BOX 2946101
Moncks Corner, South Carolina 29461-2901

Generated 3/28/2023 6:36:20 PM

JOB DESCRIPTION

125915/JM02.09.G01.1/36500

JOB NUMBER

680-232196-1

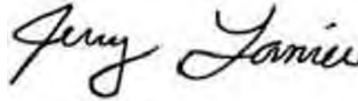
Eurofins Savannah

Job Notes

The test results in this report meet NELAP requirements for parameters for which accreditation is required or available. Any exceptions to the NELAP requirements are noted. Results pertain only to samples listed in this report. This report may not be reproduced, except in full, without the written approval of the laboratory. Questions should be directed to the person who signed this report.

The test results in this report relate only to the samples as received by the laboratory and will meet all requirements of the methodology, with any exceptions noted. This report shall not be reproduced except in full, without the express written approval of the laboratory. All questions should be directed to the Eurofins Environment Testing Southeast, LLC Project Manager.

Authorization



Generated
3/28/2023 6:36:20 PM

Authorized for release by
Jerry Lanier, Project Manager I
Jerry.Lanier@et.eurofinsus.com
(912)250-0281

Table of Contents

Cover Page	1
Table of Contents	3
Case Narrative	4
Sample Summary	5
Method Summary	6
Definitions	7
Detection Summary	8
Client Sample Results	24
QC Sample Results	68
QC Association	82
Chronicle	93
Chain of Custody	108
Receipt Checklists	119
Certification Summary	121



Case Narrative

Client: South Carolina Public Service Authority
Project/Site: 125915/JM02.09.G01.1/36500

Job ID: 680-232196-1

Job ID: 680-232196-1

Laboratory: Eurofins Savannah

Narrative

Job Narrative
680-232196-1

Receipt

The samples were received on 3/17/2023 10:30 AM. Unless otherwise noted below, the samples arrived in good condition, and, where required, properly preserved and on ice. The temperature of the cooler at receipt time was 18.3°C

Metals

Method 6010D: preparation batch 160-604815 Elevated reporting limits are provided for the following sample due to insufficient sample provided for preparation: AF56407 (680-232196-26).

No additional analytical or quality issues were noted, other than those described above or in the Definitions/ Glossary page.

- 1
- 2
- 3
- 4
- 5
- 6
- 7
- 8
- 9
- 10
- 11
- 12
- 13
- 14

Sample Summary

Client: South Carolina Public Service Authority
 Project/Site: 125915/JM02.09.G01.1/36500

Job ID: 680-232196-1

Lab Sample ID	Client Sample ID	Matrix	Collected	Received
680-232196-1	AF56394	Water	02/14/23 12:33	03/17/23 10:30
680-232196-2	AF56331	Water	02/14/23 13:51	03/17/23 10:30
680-232196-3	AF56332	Water	02/14/23 15:22	03/17/23 10:30
680-232196-4	AF56395	Water	02/15/23 11:36	03/17/23 10:30
680-232196-5	AF56396	Water	02/15/23 13:21	03/17/23 10:30
680-232196-6	AF56397	Water	02/16/23 10:53	03/17/23 10:30
680-232196-7	AF56400	Water	02/16/23 12:55	03/17/23 10:30
680-232196-8	AF56442	Water	02/16/23 14:07	03/17/23 10:30
680-232196-9	AF56443	Water	02/16/23 14:12	03/17/23 10:30
680-232196-10	AF56402	Water	02/27/23 12:47	03/17/23 10:30
680-232196-11	AF56403	Water	02/27/23 09:57	03/17/23 10:30
680-232196-12	AF56404	Water	02/27/23 10:02	03/17/23 10:30
680-232196-13	AF56434	Water	02/27/23 15:44	03/17/23 10:30
680-232196-14	AF56433	Water	02/28/23 12:58	03/17/23 10:30
680-232196-15	AF56435	Water	02/28/23 11:44	03/17/23 10:30
680-232196-16	AF56436	Water	02/28/23 10:19	03/17/23 10:30
680-232196-17	AF56437	Water	02/28/23 10:24	03/17/23 10:30
680-232196-18	AF56438	Water	02/28/23 14:31	03/17/23 10:30
680-232196-19	AF56409	Water	03/06/23 12:14	03/17/23 10:30
680-232196-20	AF56410	Water	03/06/23 12:19	03/17/23 10:30
680-232196-21	AF56411	Water	03/06/23 11:08	03/17/23 10:30
680-232196-22	AF56412	Water	03/06/23 15:15	03/17/23 10:30
680-232196-23	AF56413	Water	03/06/23 13:41	03/17/23 10:30
680-232196-24	AF56430	Water	03/06/23 10:10	03/17/23 10:30
680-232196-25	AF56406	Water	03/09/23 10:29	03/17/23 10:30
680-232196-26	AF56407	Water	03/09/23 10:34	03/17/23 10:30
680-232196-27	AF56418	Water	03/09/23 12:07	03/17/23 10:30
680-232196-28	AF56422	Water	03/09/23 13:19	03/17/23 10:30
680-232196-29	AF56419	Water	03/07/23 14:51	03/17/23 10:30
680-232196-30	AF56425	Water	03/07/23 12:49	03/17/23 10:30
680-232196-31	AF56426	Water	03/07/23 10:22	03/17/23 10:30
680-232196-32	AF56427	Water	03/07/23 10:27	03/17/23 10:30
680-232196-33	AF56408	Water	03/08/23 13:38	03/17/23 10:30
680-232196-34	AF56415	Water	03/08/23 15:13	03/17/23 10:30
680-232196-35	AF56416	Water	03/08/23 10:09	03/17/23 10:30
680-232196-36	AF56417	Water	03/08/23 10:14	03/17/23 10:30
680-232196-37	AF56429	Water	03/08/23 12:12	03/17/23 10:30
680-232196-38	AF56421	Water	03/01/23 14:41	03/17/23 10:30
680-232196-39	AF56428	Water	03/01/23 13:37	03/17/23 10:30
680-232196-40	AF56439	Water	03/01/23 10:22	03/17/23 10:30
680-232196-41	AF56441	Water	03/01/23 11:45	03/17/23 10:30
680-232196-42	AF56414	Water	03/02/23 12:46	03/17/23 10:30
680-232196-43	AF56423	Water	03/02/23 10:56	03/17/23 10:30
680-232196-44	AF56428	Water	03/02/23 00:00	03/17/23 10:30



Method Summary

Client: South Carolina Public Service Authority
Project/Site: 125915/JM02.09.G01.1/36500

Job ID: 680-232196-1

Method	Method Description	Protocol	Laboratory
6010D	Metals (ICP)	SW846	EET SAV
6010D	Metals (ICP)	SW846	EET SL
6020B	Metals (ICP/MS)	SW846	EET SAV
7470A	Mercury (CVAA)	SW846	EET SAV
3005A	Preparation, Total Recoverable or Dissolved Metals	SW846	EET SAV
3010A	Preparation, Total Metals	SW846	EET SL
7470A	Preparation, Mercury	SW846	EET SAV

Protocol References:

SW846 = "Test Methods For Evaluating Solid Waste, Physical/Chemical Methods", Third Edition, November 1986 And Its Updates.

Laboratory References:

EET SAV = Eurofins Savannah, 5102 LaRoche Avenue, Savannah, GA 31404, TEL (912)354-7858

EET SL = Eurofins St. Louis, 13715 Rider Trail North, Earth City, MO 63045, TEL (314)298-8566



Definitions/Glossary

Client: South Carolina Public Service Authority
Project/Site: 125915/JM02.09.G01.1/36500

Job ID: 680-232196-1

Qualifiers

Metals	
Qualifier	Qualifier Description
4	MS, MSD: The analyte present in the original sample is greater than 4 times the matrix spike concentration; therefore, control limits are not applicable.
F1	MS and/or MSD recovery exceeds control limits.
F2	MS/MSD RPD exceeds control limits
H	Sample was prepped or analyzed beyond the specified holding time
H3	Sample was received and analyzed past holding time.
U	Indicates the analyte was analyzed for but not detected.

Glossary

Abbreviation	These commonly used abbreviations may or may not be present in this report.
▫	Listed under the "D" column to designate that the result is reported on a dry weight basis
%R	Percent Recovery
CFL	Contains Free Liquid
CFU	Colony Forming Unit
CNF	Contains No Free Liquid
DER	Duplicate Error Ratio (normalized absolute difference)
Dil Fac	Dilution Factor
DL	Detection Limit (DoD/DOE)
DL, RA, RE, IN	Indicates a Dilution, Re-analysis, Re-extraction, or additional Initial metals/anion analysis of the sample
DLC	Decision Level Concentration (Radiochemistry)
EDL	Estimated Detection Limit (Dioxin)
LOD	Limit of Detection (DoD/DOE)
LOQ	Limit of Quantitation (DoD/DOE)
MCL	EPA recommended "Maximum Contaminant Level"
MDA	Minimum Detectable Activity (Radiochemistry)
MDC	Minimum Detectable Concentration (Radiochemistry)
MDL	Method Detection Limit
ML	Minimum Level (Dioxin)
MPN	Most Probable Number
MQL	Method Quantitation Limit
NC	Not Calculated
ND	Not Detected at the reporting limit (or MDL or EDL if shown)
NEG	Negative / Absent
POS	Positive / Present
PQL	Practical Quantitation Limit
PRES	Presumptive
QC	Quality Control
RER	Relative Error Ratio (Radiochemistry)
RL	Reporting Limit or Requested Limit (Radiochemistry)
RPD	Relative Percent Difference, a measure of the relative difference between two points
TEF	Toxicity Equivalent Factor (Dioxin)
TEQ	Toxicity Equivalent Quotient (Dioxin)
TNTC	Too Numerous To Count

Detection Summary

Client: South Carolina Public Service Authority
 Project/Site: 125915/JM02.09.G01.1/36500

Job ID: 680-232196-1

Client Sample ID: AF56394

Lab Sample ID: 680-232196-1

Analyte	Result	Qualifier	RL	MDL	Unit	Dil Fac	D	Method	Prep Type
Calcium	10600		500		ug/L	1		6010D	Total Recoverable
Iron	3060		100		ug/L	1		6010D	Total Recoverable
Magnesium	1000		500		ug/L	1		6010D	Total Recoverable
Sodium	5460		2000		ug/L	1		6010D	Total Recoverable
Aluminum	1280		100		ug/L	1		6020B	Total Recoverable
Arsenic	5.88		3.00		ug/L	1		6020B	Total Recoverable
Barium	76.0		5.00		ug/L	1		6020B	Total Recoverable
Cobalt	0.705		0.500		ug/L	1		6020B	Total Recoverable
Zinc	24.9		20.0		ug/L	1		6020B	Total Recoverable
Manganese	27.1		5.00		ug/L	1		6020B	Total Recoverable

Client Sample ID: AF56331

Lab Sample ID: 680-232196-2

Analyte	Result	Qualifier	RL	MDL	Unit	Dil Fac	D	Method	Prep Type
Calcium	2790		500		ug/L	1		6010D	Total Recoverable
Iron	251		100		ug/L	1		6010D	Total Recoverable
Magnesium	902		500		ug/L	1		6010D	Total Recoverable
Sodium	2670		2000		ug/L	1		6010D	Total Recoverable
Aluminum	845		100		ug/L	1		6020B	Total Recoverable
Barium	31.7		5.00		ug/L	1		6020B	Total Recoverable
Cobalt	1.52		0.500		ug/L	1		6020B	Total Recoverable
Manganese	44.6		5.00		ug/L	1		6020B	Total Recoverable

Client Sample ID: AF56332

Lab Sample ID: 680-232196-3

Analyte	Result	Qualifier	RL	MDL	Unit	Dil Fac	D	Method	Prep Type
Calcium	85600		500		ug/L	1		6010D	Total Recoverable
Iron	5130		100		ug/L	1		6010D	Total Recoverable
Magnesium	2660		500		ug/L	1		6010D	Total Recoverable
Potassium	2030		1000		ug/L	1		6010D	Total Recoverable
Sodium	11300		2000		ug/L	1		6010D	Total Recoverable
Aluminum	1170		100		ug/L	1		6020B	Total Recoverable
Barium	88.5		5.00		ug/L	1		6020B	Total Recoverable

This Detection Summary does not include radiochemical test results.

Eurofins Savannah

Detection Summary

Client: South Carolina Public Service Authority
 Project/Site: 125915/JM02.09.G01.1/36500

Job ID: 680-232196-1

Client Sample ID: AF56332 (Continued)

Lab Sample ID: 680-232196-3

Analyte	Result	Qualifier	RL	MDL	Unit	Dil Fac	D	Method	Prep Type
Manganese	46.7		5.00		ug/L	1		6020B	Total Recoverable

Client Sample ID: AF56395

Lab Sample ID: 680-232196-4

Analyte	Result	Qualifier	RL	MDL	Unit	Dil Fac	D	Method	Prep Type
Calcium	367000		500		ug/L	1		6010D	Total Recoverable
Iron	5110		100		ug/L	1		6010D	Total Recoverable
Magnesium	45200		500		ug/L	1		6010D	Total Recoverable
Potassium	9860		1000		ug/L	1		6010D	Total Recoverable
Sodium	74600		2000		ug/L	1		6010D	Total Recoverable
Aluminum	948		100		ug/L	1		6020B	Total Recoverable
Arsenic	23.2		3.00		ug/L	1		6020B	Total Recoverable
Barium	167		5.00		ug/L	1		6020B	Total Recoverable
Beryllium	1.96		0.500		ug/L	1		6020B	Total Recoverable
Cobalt	19.7		0.500		ug/L	1		6020B	Total Recoverable
Nickel	11.6		5.00		ug/L	1		6020B	Total Recoverable
Manganese	721		5.00		ug/L	1		6020B	Total Recoverable

Client Sample ID: AF56396

Lab Sample ID: 680-232196-5

Analyte	Result	Qualifier	RL	MDL	Unit	Dil Fac	D	Method	Prep Type
Calcium	225000		500		ug/L	1		6010D	Total Recoverable
Iron	25400		100		ug/L	1		6010D	Total Recoverable
Magnesium	14300		500		ug/L	1		6010D	Total Recoverable
Potassium	1980		1000		ug/L	1		6010D	Total Recoverable
Sodium	42300		2000		ug/L	1		6010D	Total Recoverable
Barium	146		5.00		ug/L	1		6020B	Total Recoverable
Manganese	213		5.00		ug/L	1		6020B	Total Recoverable
Mercury	0.259	H H3	0.200		ug/L	1		7470A	Total/NA

Client Sample ID: AF56397

Lab Sample ID: 680-232196-6

Analyte	Result	Qualifier	RL	MDL	Unit	Dil Fac	D	Method	Prep Type
Calcium	54300		500		ug/L	1		6010D	Total Recoverable
Iron	731		100		ug/L	1		6010D	Total Recoverable

This Detection Summary does not include radiochemical test results.

Eurofins Savannah

Detection Summary

Client: South Carolina Public Service Authority
 Project/Site: 125915/JM02.09.G01.1/36500

Job ID: 680-232196-1

Client Sample ID: AF56397 (Continued)

Lab Sample ID: 680-232196-6

Analyte	Result	Qualifier	RL	MDL	Unit	Dil Fac	D	Method	Prep Type
Magnesium	4040		500		ug/L	1		6010D	Total Recoverable
Potassium	1990		1000		ug/L	1		6010D	Total Recoverable
Sodium	17300		2000		ug/L	1		6010D	Total Recoverable
Barium	39.4		5.00		ug/L	1		6020B	Total Recoverable
Zinc	309		20.0		ug/L	1		6020B	Total Recoverable
Manganese	112		5.00		ug/L	1		6020B	Total Recoverable

Client Sample ID: AF56400

Lab Sample ID: 680-232196-7

Analyte	Result	Qualifier	RL	MDL	Unit	Dil Fac	D	Method	Prep Type
Calcium	262000		500		ug/L	1		6010D	Total Recoverable
Iron	789		100		ug/L	1		6010D	Total Recoverable
Magnesium	3890		500		ug/L	1		6010D	Total Recoverable
Potassium	2320		1000		ug/L	1		6010D	Total Recoverable
Sodium	13800		2000		ug/L	1		6010D	Total Recoverable
Aluminum	111		100		ug/L	1		6020B	Total Recoverable
Barium	42.1		5.00		ug/L	1		6020B	Total Recoverable
Manganese	18.6		5.00		ug/L	1		6020B	Total Recoverable

Client Sample ID: AF56442

Lab Sample ID: 680-232196-8

Analyte	Result	Qualifier	RL	MDL	Unit	Dil Fac	D	Method	Prep Type
Calcium	166000		500		ug/L	1		6010D	Total Recoverable
Iron	450		100		ug/L	1		6010D	Total Recoverable
Magnesium	7730		500		ug/L	1		6010D	Total Recoverable
Potassium	4290		1000		ug/L	1		6010D	Total Recoverable
Sodium	21900		2000		ug/L	1		6010D	Total Recoverable
Barium	32.6		5.00		ug/L	1		6020B	Total Recoverable
Manganese	58.2		5.00		ug/L	1		6020B	Total Recoverable

Client Sample ID: AF56443

Lab Sample ID: 680-232196-9

Analyte	Result	Qualifier	RL	MDL	Unit	Dil Fac	D	Method	Prep Type
Calcium	160000		500		ug/L	1		6010D	Total Recoverable
Iron	302		100		ug/L	1		6010D	Total Recoverable

This Detection Summary does not include radiochemical test results.

Eurofins Savannah

Detection Summary

Client: South Carolina Public Service Authority
 Project/Site: 125915/JM02.09.G01.1/36500

Job ID: 680-232196-1

Client Sample ID: AF56443 (Continued)

Lab Sample ID: 680-232196-9

Analyte	Result	Qualifier	RL	MDL	Unit	Dil Fac	D	Method	Prep Type
Magnesium	7590		500		ug/L	1		6010D	Total Recoverable
Potassium	4050		1000		ug/L	1		6010D	Total Recoverable
Sodium	20700		2000		ug/L	1		6010D	Total Recoverable
Barium	33.8		5.00		ug/L	1		6020B	Total Recoverable
Manganese	57.3		5.00		ug/L	1		6020B	Total Recoverable

Client Sample ID: AF56402

Lab Sample ID: 680-232196-10

Analyte	Result	Qualifier	RL	MDL	Unit	Dil Fac	D	Method	Prep Type
Calcium	204000		500		ug/L	1		6010D	Total Recoverable
Iron	23500		100		ug/L	1		6010D	Total Recoverable
Magnesium	24400		500		ug/L	1		6010D	Total Recoverable
Potassium	11400		1000		ug/L	1		6010D	Total Recoverable
Sodium	35500		2000		ug/L	1		6010D	Total Recoverable
Aluminum	386		100		ug/L	1		6020B	Total Recoverable
Arsenic	31.0		3.00		ug/L	1		6020B	Total Recoverable
Barium	74.9		5.00		ug/L	1		6020B	Total Recoverable
Manganese	283		5.00		ug/L	1		6020B	Total Recoverable

Client Sample ID: AF56403

Lab Sample ID: 680-232196-11

Analyte	Result	Qualifier	RL	MDL	Unit	Dil Fac	D	Method	Prep Type
Lithium	51.4		50.0		ug/L	1		6010D	Total/NA
Calcium	644000		500		ug/L	1		6010D	Total Recoverable
Iron	25200		100		ug/L	1		6010D	Total Recoverable
Magnesium	90300		500		ug/L	1		6010D	Total Recoverable
Potassium	28200		1000		ug/L	1		6010D	Total Recoverable
Sodium	155000		2000		ug/L	1		6010D	Total Recoverable
Barium	332		5.00		ug/L	1		6020B	Total Recoverable
Manganese	820		5.00		ug/L	1		6020B	Total Recoverable

Client Sample ID: AF56404

Lab Sample ID: 680-232196-12

Analyte	Result	Qualifier	RL	MDL	Unit	Dil Fac	D	Method	Prep Type
Lithium	58.2		50.0		ug/L	1		6010D	Total/NA
Calcium	659000		500		ug/L	1		6010D	Total Recoverable

This Detection Summary does not include radiochemical test results.

Eurofins Savannah

Detection Summary

Client: South Carolina Public Service Authority
 Project/Site: 125915/JM02.09.G01.1/36500

Job ID: 680-232196-1

Client Sample ID: AF56404 (Continued)

Lab Sample ID: 680-232196-12

Analyte	Result	Qualifier	RL	MDL	Unit	Dil Fac	D	Method	Prep Type
Iron	25100		100		ug/L	1		6010D	Total Recoverable
Magnesium	91700		500		ug/L	1		6010D	Total Recoverable
Potassium	29000		1000		ug/L	1		6010D	Total Recoverable
Sodium	158000		2000		ug/L	1		6010D	Total Recoverable
Barium	325		5.00		ug/L	1		6020B	Total Recoverable
Manganese	800		5.00		ug/L	1		6020B	Total Recoverable

Client Sample ID: AF56434

Lab Sample ID: 680-232196-13

Analyte	Result	Qualifier	RL	MDL	Unit	Dil Fac	D	Method	Prep Type
Calcium	62900		500		ug/L	1		6010D	Total Recoverable
Iron	3180		100		ug/L	1		6010D	Total Recoverable
Magnesium	1950		500		ug/L	1		6010D	Total Recoverable
Sodium	4810		2000		ug/L	1		6010D	Total Recoverable
Aluminum	1430		100		ug/L	1		6020B	Total Recoverable
Barium	41.2		5.00		ug/L	1		6020B	Total Recoverable
Cobalt	2.15		0.500		ug/L	1		6020B	Total Recoverable
Zinc	264		20.0		ug/L	1		6020B	Total Recoverable
Manganese	52.9		5.00		ug/L	1		6020B	Total Recoverable

Client Sample ID: AF56433

Lab Sample ID: 680-232196-14

Analyte	Result	Qualifier	RL	MDL	Unit	Dil Fac	D	Method	Prep Type
Calcium	433000		500		ug/L	1		6010D	Total Recoverable
Iron	17100		100		ug/L	1		6010D	Total Recoverable
Magnesium	12200		500		ug/L	1		6010D	Total Recoverable
Potassium	5480		1000		ug/L	1		6010D	Total Recoverable
Sodium	10300		2000		ug/L	1		6010D	Total Recoverable
Aluminum	219		100		ug/L	1		6020B	Total Recoverable
Barium	51.1		5.00		ug/L	1		6020B	Total Recoverable
Manganese	1240		5.00		ug/L	1		6020B	Total Recoverable

This Detection Summary does not include radiochemical test results.

Eurofins Savannah

Detection Summary

Client: South Carolina Public Service Authority
 Project/Site: 125915/JM02.09.G01.1/36500

Job ID: 680-232196-1

Client Sample ID: AF56435

Lab Sample ID: 680-232196-15

Analyte	Result	Qualifier	RL	MDL	Unit	Dil Fac	D	Method	Prep Type
Calcium	20400		500		ug/L	1		6010D	Total Recoverable
Iron	863		100		ug/L	1		6010D	Total Recoverable
Magnesium	821		500		ug/L	1		6010D	Total Recoverable
Sodium	3070		2000		ug/L	1		6010D	Total Recoverable
Aluminum	3470		100		ug/L	1		6020B	Total Recoverable
Arsenic	8.46		3.00		ug/L	1		6020B	Total Recoverable
Barium	29.9		5.00		ug/L	1		6020B	Total Recoverable
Cobalt	1.03		0.500		ug/L	1		6020B	Total Recoverable
Manganese	24.2		5.00		ug/L	1		6020B	Total Recoverable

Client Sample ID: AF56436

Lab Sample ID: 680-232196-16

Analyte	Result	Qualifier	RL	MDL	Unit	Dil Fac	D	Method	Prep Type
Calcium	85500		500		ug/L	1		6010D	Total Recoverable
Iron	1170		100		ug/L	1		6010D	Total Recoverable
Magnesium	1970		500		ug/L	1		6010D	Total Recoverable
Potassium	1460		1000		ug/L	1		6010D	Total Recoverable
Sodium	4490		2000		ug/L	1		6010D	Total Recoverable
Barium	35.5		5.00		ug/L	1		6020B	Total Recoverable
Zinc	53.3		20.0		ug/L	1		6020B	Total Recoverable
Manganese	81.1		5.00		ug/L	1		6020B	Total Recoverable

Client Sample ID: AF56437

Lab Sample ID: 680-232196-17

Analyte	Result	Qualifier	RL	MDL	Unit	Dil Fac	D	Method	Prep Type
Calcium	92300		500		ug/L	1		6010D	Total Recoverable
Iron	1310		100		ug/L	1		6010D	Total Recoverable
Magnesium	1710		500		ug/L	1		6010D	Total Recoverable
Potassium	1230		1000		ug/L	1		6010D	Total Recoverable
Sodium	3600		2000		ug/L	1		6010D	Total Recoverable
Barium	36.2		5.00		ug/L	1		6020B	Total Recoverable
Manganese	88.0		5.00		ug/L	1		6020B	Total Recoverable

This Detection Summary does not include radiochemical test results.

Eurofins Savannah

Detection Summary

Client: South Carolina Public Service Authority
 Project/Site: 125915/JM02.09.G01.1/36500

Job ID: 680-232196-1

Client Sample ID: AF56438

Lab Sample ID: 680-232196-18

Analyte	Result	Qualifier	RL	MDL	Unit	Dil Fac	D	Method	Prep Type
Calcium	287000		500		ug/L	1		6010D	Total Recoverable
Iron	1800		100		ug/L	1		6010D	Total Recoverable
Magnesium	28000		500		ug/L	1		6010D	Total Recoverable
Potassium	6740		1000		ug/L	1		6010D	Total Recoverable
Sodium	17500		2000		ug/L	1		6010D	Total Recoverable
Barium	34.9		5.00		ug/L	1		6020B	Total Recoverable
Manganese	495		5.00		ug/L	1		6020B	Total Recoverable

Client Sample ID: AF56409

Lab Sample ID: 680-232196-19

Analyte	Result	Qualifier	RL	MDL	Unit	Dil Fac	D	Method	Prep Type
Lithium	104		50.0		ug/L	1		6010D	Total/NA
Calcium	1150000		5000		ug/L	10		6010D	Total Recoverable
Magnesium	31700		500		ug/L	1		6010D	Total Recoverable
Potassium	15800		1000		ug/L	1		6010D	Total Recoverable
Sodium	144000		2000		ug/L	1		6010D	Total Recoverable
Arsenic	13.8		3.00		ug/L	1		6020B	Total Recoverable
Barium	57.7		5.00		ug/L	1		6020B	Total Recoverable
Manganese	6.96		5.00		ug/L	1		6020B	Total Recoverable

Client Sample ID: AF56410

Lab Sample ID: 680-232196-20

Analyte	Result	Qualifier	RL	MDL	Unit	Dil Fac	D	Method	Prep Type
Lithium	128		50.0		ug/L	1		6010D	Total/NA
Calcium	1130000		5000		ug/L	10		6010D	Total Recoverable
Magnesium	30600		500		ug/L	1		6010D	Total Recoverable
Potassium	15400		1000		ug/L	1		6010D	Total Recoverable
Sodium	138000		2000		ug/L	1		6010D	Total Recoverable
Arsenic	12.6		3.00		ug/L	1		6020B	Total Recoverable
Barium	52.0		5.00		ug/L	1		6020B	Total Recoverable
Manganese	7.61		5.00		ug/L	1		6020B	Total Recoverable

Client Sample ID: AF56411

Lab Sample ID: 680-232196-21

Analyte	Result	Qualifier	RL	MDL	Unit	Dil Fac	D	Method	Prep Type
Lithium	77.1		50.0		ug/L	1		6010D	Total/NA

This Detection Summary does not include radiochemical test results.

Eurofins Savannah

Detection Summary

Client: South Carolina Public Service Authority
 Project/Site: 125915/JM02.09.G01.1/36500

Job ID: 680-232196-1

Client Sample ID: AF56411 (Continued)

Lab Sample ID: 680-232196-21

Analyte	Result	Qualifier	RL	MDL	Unit	Dil Fac	D	Method	Prep Type
Calcium	796000		5000		ug/L	10		6010D	Total Recoverable
Magnesium	40800		500		ug/L	1		6010D	Total Recoverable
Potassium	13000		1000		ug/L	1		6010D	Total Recoverable
Sodium	121000		2000		ug/L	1		6010D	Total Recoverable
Arsenic	8.18		3.00		ug/L	1		6020B	Total Recoverable
Barium	95.4		5.00		ug/L	1		6020B	Total Recoverable
Zinc	199	F1	20.0		ug/L	1		6020B	Total Recoverable
Manganese	101		5.00		ug/L	1		6020B	Total Recoverable

Client Sample ID: AF56412

Lab Sample ID: 680-232196-22

Analyte	Result	Qualifier	RL	MDL	Unit	Dil Fac	D	Method	Prep Type
Lithium	51.5		50.0		ug/L	1		6010D	Total/NA
Calcium	701000		500		ug/L	1		6010D	Total Recoverable
Iron	14700		100		ug/L	1		6010D	Total Recoverable
Magnesium	30200		500		ug/L	1		6010D	Total Recoverable
Potassium	7240		1000		ug/L	1		6010D	Total Recoverable
Sodium	108000		2000		ug/L	1		6010D	Total Recoverable
Arsenic	4.94		3.00		ug/L	1		6020B	Total Recoverable
Barium	165		5.00		ug/L	1		6020B	Total Recoverable
Manganese	355		5.00		ug/L	1		6020B	Total Recoverable

Client Sample ID: AF56413

Lab Sample ID: 680-232196-23

Analyte	Result	Qualifier	RL	MDL	Unit	Dil Fac	D	Method	Prep Type
Calcium	163000		500		ug/L	1		6010D	Total Recoverable
Iron	10100		100		ug/L	1		6010D	Total Recoverable
Magnesium	11200		500		ug/L	1		6010D	Total Recoverable
Potassium	5010		1000		ug/L	1		6010D	Total Recoverable
Sodium	72500		2000		ug/L	1		6010D	Total Recoverable
Barium	88.7		5.00		ug/L	1		6020B	Total Recoverable
Cobalt	0.870		0.500		ug/L	1		6020B	Total Recoverable
Manganese	235		5.00		ug/L	1		6020B	Total Recoverable

This Detection Summary does not include radiochemical test results.

Eurofins Savannah

Detection Summary

Client: South Carolina Public Service Authority
 Project/Site: 125915/JM02.09.G01.1/36500

Job ID: 680-232196-1

Client Sample ID: AF56430

Lab Sample ID: 680-232196-24

Analyte	Result	Qualifier	RL	MDL	Unit	Dil Fac	D	Method	Prep Type
Calcium	446000		500		ug/L	1		6010D	Total Recoverable
Iron	33300		100		ug/L	1		6010D	Total Recoverable
Magnesium	72500		500		ug/L	1		6010D	Total Recoverable
Potassium	6540		1000		ug/L	1		6010D	Total Recoverable
Sodium	87200		2000		ug/L	1		6010D	Total Recoverable
Barium	36.3		5.00		ug/L	1		6020B	Total Recoverable
Cobalt	6.51		0.500		ug/L	1		6020B	Total Recoverable
Manganese	3770		5.00		ug/L	1		6020B	Total Recoverable

Client Sample ID: AF56406

Lab Sample ID: 680-232196-25

Analyte	Result	Qualifier	RL	MDL	Unit	Dil Fac	D	Method	Prep Type
Calcium	203000		500		ug/L	1		6010D	Total Recoverable
Iron	1450		100		ug/L	1		6010D	Total Recoverable
Magnesium	18100		500		ug/L	1		6010D	Total Recoverable
Potassium	4990		1000		ug/L	1		6010D	Total Recoverable
Sodium	45500		2000		ug/L	1		6010D	Total Recoverable
Aluminum	1940		100		ug/L	1		6020B	Total Recoverable
Barium	36.4		5.00		ug/L	1		6020B	Total Recoverable
Cobalt	1.84		0.500		ug/L	1		6020B	Total Recoverable
Zinc	45.6		20.0		ug/L	1		6020B	Total Recoverable
Manganese	183		5.00		ug/L	1		6020B	Total Recoverable

Client Sample ID: AF56407

Lab Sample ID: 680-232196-26

Analyte	Result	Qualifier	RL	MDL	Unit	Dil Fac	D	Method	Prep Type
Calcium	207000		500		ug/L	1		6010D	Total Recoverable
Iron	1440		100		ug/L	1		6010D	Total Recoverable
Magnesium	18200		500		ug/L	1		6010D	Total Recoverable
Potassium	5150		1000		ug/L	1		6010D	Total Recoverable
Sodium	46200		2000		ug/L	1		6010D	Total Recoverable
Aluminum	2090		100		ug/L	1		6020B	Total Recoverable
Barium	36.9		5.00		ug/L	1		6020B	Total Recoverable

This Detection Summary does not include radiochemical test results.

Eurofins Savannah

Detection Summary

Client: South Carolina Public Service Authority
 Project/Site: 125915/JM02.09.G01.1/36500

Job ID: 680-232196-1

Client Sample ID: AF56407 (Continued)

Lab Sample ID: 680-232196-26

Analyte	Result	Qualifier	RL	MDL	Unit	Dil Fac	D	Method	Prep Type
Cobalt	1.65		0.500		ug/L	1		6020B	Total Recoverable
Zinc	29.1		20.0		ug/L	1		6020B	Total Recoverable
Manganese	207		5.00		ug/L	1		6020B	Total Recoverable

Client Sample ID: AF56418

Lab Sample ID: 680-232196-27

Analyte	Result	Qualifier	RL	MDL	Unit	Dil Fac	D	Method	Prep Type
Lithium	76.7		50.0		ug/L	1		6010D	Total/NA
Calcium	94400		500		ug/L	1		6010D	Total Recoverable
Iron	840		100		ug/L	1		6010D	Total Recoverable
Magnesium	7510		500		ug/L	1		6010D	Total Recoverable
Molybdenum	90.2		10.0		ug/L	1		6010D	Total Recoverable
Potassium	7420		1000		ug/L	1		6010D	Total Recoverable
Sodium	25200		2000		ug/L	1		6010D	Total Recoverable
Aluminum	134		100		ug/L	1		6020B	Total Recoverable
Arsenic	249		3.00		ug/L	1		6020B	Total Recoverable
Barium	127		5.00		ug/L	1		6020B	Total Recoverable
Cobalt	2.17		0.500		ug/L	1		6020B	Total Recoverable
Manganese	113		5.00		ug/L	1		6020B	Total Recoverable

Client Sample ID: AF56422

Lab Sample ID: 680-232196-28

Analyte	Result	Qualifier	RL	MDL	Unit	Dil Fac	D	Method	Prep Type
Calcium	250000		500		ug/L	1		6010D	Total Recoverable
Iron	15600		100		ug/L	1		6010D	Total Recoverable
Magnesium	9000		500		ug/L	1		6010D	Total Recoverable
Potassium	3920		1000		ug/L	1		6010D	Total Recoverable
Sodium	74400		2000		ug/L	1		6010D	Total Recoverable
Arsenic	8.53		3.00		ug/L	1		6020B	Total Recoverable
Barium	121		5.00		ug/L	1		6020B	Total Recoverable
Zinc	37.7		20.0		ug/L	1		6020B	Total Recoverable
Manganese	272		5.00		ug/L	1		6020B	Total Recoverable

This Detection Summary does not include radiochemical test results.

Eurofins Savannah

Detection Summary

Client: South Carolina Public Service Authority
 Project/Site: 125915/JM02.09.G01.1/36500

Job ID: 680-232196-1

Client Sample ID: AF56419

Lab Sample ID: 680-232196-29

Analyte	Result	Qualifier	RL	MDL	Unit	Dil Fac	D	Method	Prep Type
Lithium	234		50.0		ug/L	1		6010D	Total/NA
Calcium	601000		500		ug/L	1		6010D	Total Recoverable
Iron	19700		100		ug/L	1		6010D	Total Recoverable
Magnesium	88700		500		ug/L	1		6010D	Total Recoverable
Molybdenum	94.7		10.0		ug/L	1		6010D	Total Recoverable
Potassium	22200		1000		ug/L	1		6010D	Total Recoverable
Sodium	44900		2000		ug/L	1		6010D	Total Recoverable
Aluminum	672		100		ug/L	1		6020B	Total Recoverable
Arsenic	474		3.00		ug/L	1		6020B	Total Recoverable
Barium	83.9		5.00		ug/L	1		6020B	Total Recoverable
Cobalt	1.29		0.500		ug/L	1		6020B	Total Recoverable
Zinc	24.2		20.0		ug/L	1		6020B	Total Recoverable
Manganese	1020		5.00		ug/L	1		6020B	Total Recoverable

Client Sample ID: AF56425

Lab Sample ID: 680-232196-30

Analyte	Result	Qualifier	RL	MDL	Unit	Dil Fac	D	Method	Prep Type
Calcium	68500		500		ug/L	1		6010D	Total Recoverable
Iron	3190		100		ug/L	1		6010D	Total Recoverable
Magnesium	2680		500		ug/L	1		6010D	Total Recoverable
Potassium	2060		1000		ug/L	1		6010D	Total Recoverable
Sodium	11100		2000		ug/L	1		6010D	Total Recoverable
Barium	9.10		5.00		ug/L	1		6020B	Total Recoverable
Copper	30.7		5.00		ug/L	1		6020B	Total Recoverable
Manganese	90.8		5.00		ug/L	1		6020B	Total Recoverable

Client Sample ID: AF56426

Lab Sample ID: 680-232196-31

Analyte	Result	Qualifier	RL	MDL	Unit	Dil Fac	D	Method	Prep Type
Calcium	20600		500		ug/L	1		6010D	Total Recoverable
Iron	386		100		ug/L	1		6010D	Total Recoverable
Magnesium	1730		500		ug/L	1		6010D	Total Recoverable
Sodium	4370		2000		ug/L	1		6010D	Total Recoverable

This Detection Summary does not include radiochemical test results.

Eurofins Savannah

Detection Summary

Client: South Carolina Public Service Authority
 Project/Site: 125915/JM02.09.G01.1/36500

Job ID: 680-232196-1

Client Sample ID: AF56426 (Continued)

Lab Sample ID: 680-232196-31

Analyte	Result	Qualifier	RL	MDL	Unit	Dil Fac	D	Method	Prep Type
Aluminum	164		100		ug/L	1		6020B	Total Recoverable
Barium	34.6		5.00		ug/L	1		6020B	Total Recoverable
Zinc	32.7		20.0		ug/L	1		6020B	Total Recoverable
Manganese	18.4		5.00		ug/L	1		6020B	Total Recoverable

Client Sample ID: AF56427

Lab Sample ID: 680-232196-32

Analyte	Result	Qualifier	RL	MDL	Unit	Dil Fac	D	Method	Prep Type
Calcium	22400		500		ug/L	1		6010D	Total Recoverable
Iron	392		100		ug/L	1		6010D	Total Recoverable
Magnesium	1820		500		ug/L	1		6010D	Total Recoverable
Sodium	4470		2000		ug/L	1		6010D	Total Recoverable
Aluminum	178		100		ug/L	1		6020B	Total Recoverable
Barium	34.5		5.00		ug/L	1		6020B	Total Recoverable
Manganese	19.9		5.00		ug/L	1		6020B	Total Recoverable

Client Sample ID: AF56408

Lab Sample ID: 680-232196-33

Analyte	Result	Qualifier	RL	MDL	Unit	Dil Fac	D	Method	Prep Type
Calcium	416000		500		ug/L	1		6010D	Total Recoverable
Iron	56000		100		ug/L	1		6010D	Total Recoverable
Magnesium	30400		500		ug/L	1		6010D	Total Recoverable
Potassium	2780		1000		ug/L	1		6010D	Total Recoverable
Sodium	127000		2000		ug/L	1		6010D	Total Recoverable
Barium	305		5.00		ug/L	1		6020B	Total Recoverable
Cobalt	0.555		0.500		ug/L	1		6020B	Total Recoverable
Zinc	136		20.0		ug/L	1		6020B	Total Recoverable
Manganese	694		5.00		ug/L	1		6020B	Total Recoverable

Client Sample ID: AF56415

Lab Sample ID: 680-232196-34

Analyte	Result	Qualifier	RL	MDL	Unit	Dil Fac	D	Method	Prep Type
Calcium	202000		500		ug/L	1		6010D	Total Recoverable
Iron	8580		100		ug/L	1		6010D	Total Recoverable
Magnesium	19800		500		ug/L	1		6010D	Total Recoverable

This Detection Summary does not include radiochemical test results.

Eurofins Savannah

Detection Summary

Client: South Carolina Public Service Authority
 Project/Site: 125915/JM02.09.G01.1/36500

Job ID: 680-232196-1

Client Sample ID: AF56415 (Continued)

Lab Sample ID: 680-232196-34

Analyte	Result	Qualifier	RL	MDL	Unit	Dil Fac	D	Method	Prep Type
Potassium	11800		1000		ug/L	1		6010D	Total Recoverable
Sodium	128000		2000		ug/L	1		6010D	Total Recoverable
Barium	86.8		5.00		ug/L	1		6020B	Total Recoverable
Zinc	39.3		20.0		ug/L	1		6020B	Total Recoverable
Manganese	203		5.00		ug/L	1		6020B	Total Recoverable

Client Sample ID: AF56416

Lab Sample ID: 680-232196-35

Analyte	Result	Qualifier	RL	MDL	Unit	Dil Fac	D	Method	Prep Type
Calcium	260000		500		ug/L	1		6010D	Total Recoverable
Iron	1570		100		ug/L	1		6010D	Total Recoverable
Magnesium	38100		500		ug/L	1		6010D	Total Recoverable
Molybdenum	18.0		10.0		ug/L	1		6010D	Total Recoverable
Potassium	13800		1000		ug/L	1		6010D	Total Recoverable
Sodium	69700		2000		ug/L	1		6010D	Total Recoverable
Arsenic	85.9		3.00		ug/L	1		6020B	Total Recoverable
Barium	44.4		5.00		ug/L	1		6020B	Total Recoverable
Zinc	413		20.0		ug/L	1		6020B	Total Recoverable
Manganese	82.2		5.00		ug/L	1		6020B	Total Recoverable

Client Sample ID: AF56417

Lab Sample ID: 680-232196-36

Analyte	Result	Qualifier	RL	MDL	Unit	Dil Fac	D	Method	Prep Type
Calcium	260000		500		ug/L	1		6010D	Total Recoverable
Iron	1740		100		ug/L	1		6010D	Total Recoverable
Magnesium	37600		500		ug/L	1		6010D	Total Recoverable
Molybdenum	21.2		10.0		ug/L	1		6010D	Total Recoverable
Potassium	13800		1000		ug/L	1		6010D	Total Recoverable
Sodium	69400		2000		ug/L	1		6010D	Total Recoverable
Arsenic	85.8		3.00		ug/L	1		6020B	Total Recoverable
Barium	45.4		5.00		ug/L	1		6020B	Total Recoverable
Zinc	27.9		20.0		ug/L	1		6020B	Total Recoverable
Manganese	84.4		5.00		ug/L	1		6020B	Total Recoverable

This Detection Summary does not include radiochemical test results.

Eurofins Savannah

Detection Summary

Client: South Carolina Public Service Authority
 Project/Site: 125915/JM02.09.G01.1/36500

Job ID: 680-232196-1

Client Sample ID: AF56429

Lab Sample ID: 680-232196-37

Analyte	Result	Qualifier	RL	MDL	Unit	Dil Fac	D	Method	Prep Type
Calcium	73100		500		ug/L	1		6010D	Total Recoverable
Iron	94400		100		ug/L	1		6010D	Total Recoverable
Magnesium	26000		500		ug/L	1		6010D	Total Recoverable
Sodium	82200		2000		ug/L	1		6010D	Total Recoverable
Aluminum	2410		100		ug/L	1		6020B	Total Recoverable
Barium	258		5.00		ug/L	1		6020B	Total Recoverable
Beryllium	0.985		0.500		ug/L	1		6020B	Total Recoverable
Cobalt	18.6		0.500		ug/L	1		6020B	Total Recoverable
Lead	3.19		2.50		ug/L	1		6020B	Total Recoverable
Manganese	1540		5.00		ug/L	1		6020B	Total Recoverable

Client Sample ID: AF56421

Lab Sample ID: 680-232196-38

Analyte	Result	Qualifier	RL	MDL	Unit	Dil Fac	D	Method	Prep Type
Calcium	114000		500		ug/L	1		6010D	Total Recoverable
Iron	4430		100		ug/L	1		6010D	Total Recoverable
Magnesium	16900		500		ug/L	1		6010D	Total Recoverable
Potassium	10500		1000		ug/L	1		6010D	Total Recoverable
Sodium	21200		2000		ug/L	1		6010D	Total Recoverable
Aluminum	159		100		ug/L	1		6020B	Total Recoverable
Barium	37.8		5.00		ug/L	1		6020B	Total Recoverable
Manganese	128		5.00		ug/L	1		6020B	Total Recoverable

Client Sample ID: AF56428

Lab Sample ID: 680-232196-39

Analyte	Result	Qualifier	RL	MDL	Unit	Dil Fac	D	Method	Prep Type
Calcium	199000		500		ug/L	1		6010D	Total Recoverable
Iron	714		100		ug/L	1		6010D	Total Recoverable
Magnesium	15200		500		ug/L	1		6010D	Total Recoverable
Potassium	6130		1000		ug/L	1		6010D	Total Recoverable
Sodium	38200		2000		ug/L	1		6010D	Total Recoverable
Barium	8.73		5.00		ug/L	1		6020B	Total Recoverable
Manganese	59.2		5.00		ug/L	1		6020B	Total Recoverable

This Detection Summary does not include radiochemical test results.

Eurofins Savannah

Detection Summary

Client: South Carolina Public Service Authority
 Project/Site: 125915/JM02.09.G01.1/36500

Job ID: 680-232196-1

Client Sample ID: AF56439

Lab Sample ID: 680-232196-40

Analyte	Result	Qualifier	RL	MDL	Unit	Dil Fac	D	Method	Prep Type
Calcium	138000		500		ug/L	1		6010D	Total Recoverable
Iron	9540		100		ug/L	1		6010D	Total Recoverable
Magnesium	14600		500		ug/L	1		6010D	Total Recoverable
Potassium	7790		1000		ug/L	1		6010D	Total Recoverable
Sodium	38300		2000		ug/L	1		6010D	Total Recoverable
Aluminum	1000		100		ug/L	1		6020B	Total Recoverable
Arsenic	42.3		3.00		ug/L	1		6020B	Total Recoverable
Barium	104		5.00		ug/L	1		6020B	Total Recoverable
Cobalt	6.88		0.500		ug/L	1		6020B	Total Recoverable
Zinc	67.1		20.0		ug/L	1		6020B	Total Recoverable
Manganese	167		5.00		ug/L	1		6020B	Total Recoverable

Client Sample ID: AF56441

Lab Sample ID: 680-232196-41

Analyte	Result	Qualifier	RL	MDL	Unit	Dil Fac	D	Method	Prep Type
Lithium	121		50.0		ug/L	1		6010D	Total/NA
Calcium	191000		500		ug/L	1		6010D	Total Recoverable
Iron	5280		100		ug/L	1		6010D	Total Recoverable
Magnesium	10900		500		ug/L	1		6010D	Total Recoverable
Potassium	5500		1000		ug/L	1		6010D	Total Recoverable
Sodium	24400		2000		ug/L	1		6010D	Total Recoverable
Arsenic	182		3.00		ug/L	1		6020B	Total Recoverable
Barium	78.6		5.00		ug/L	1		6020B	Total Recoverable
Manganese	324		5.00		ug/L	1		6020B	Total Recoverable

Client Sample ID: AF56414

Lab Sample ID: 680-232196-42

Analyte	Result	Qualifier	RL	MDL	Unit	Dil Fac	D	Method	Prep Type
Calcium	495000		500		ug/L	1		6010D	Total Recoverable
Iron	27800		100		ug/L	1		6010D	Total Recoverable
Magnesium	49100		500		ug/L	1		6010D	Total Recoverable
Potassium	6740		1000		ug/L	1		6010D	Total Recoverable
Sodium	101000		2000		ug/L	1		6010D	Total Recoverable

This Detection Summary does not include radiochemical test results.

Eurofins Savannah

Detection Summary

Client: South Carolina Public Service Authority
 Project/Site: 125915/JM02.09.G01.1/36500

Job ID: 680-232196-1

Client Sample ID: AF56414 (Continued)

Lab Sample ID: 680-232196-42

Analyte	Result	Qualifier	RL	MDL	Unit	Dil Fac	D	Method	Prep Type
Barium	413		5.00		ug/L	1		6020B	Total Recoverable
Manganese	626		5.00		ug/L	1		6020B	Total Recoverable

Client Sample ID: AF56423

Lab Sample ID: 680-232196-43

Analyte	Result	Qualifier	RL	MDL	Unit	Dil Fac	D	Method	Prep Type
Lithium	104		50.0		ug/L	1		6010D	Total/NA
Calcium	429000		500		ug/L	1		6010D	Total Recoverable
Iron	16600		100		ug/L	1		6010D	Total Recoverable
Magnesium	52600		500		ug/L	1		6010D	Total Recoverable
Potassium	13400		1000		ug/L	1		6010D	Total Recoverable
Sodium	92700		2000		ug/L	1		6010D	Total Recoverable
Arsenic	363		3.00		ug/L	1		6020B	Total Recoverable
Barium	262		5.00		ug/L	1		6020B	Total Recoverable
Manganese	887		5.00		ug/L	1		6020B	Total Recoverable

Client Sample ID: AF56428

Lab Sample ID: 680-232196-44

Analyte	Result	Qualifier	RL	MDL	Unit	Dil Fac	D	Method	Prep Type
Calcium	102000		500		ug/L	1		6010D	Total Recoverable
Iron	89800		100		ug/L	1		6010D	Total Recoverable
Magnesium	23400		500		ug/L	1		6010D	Total Recoverable
Potassium	10800		1000		ug/L	1		6010D	Total Recoverable
Sodium	37100		2000		ug/L	1		6010D	Total Recoverable
Arsenic	88.3		3.00		ug/L	1		6020B	Total Recoverable
Barium	123		5.00		ug/L	1		6020B	Total Recoverable
Cobalt	0.630		0.500		ug/L	1		6020B	Total Recoverable
Manganese	362		5.00		ug/L	1		6020B	Total Recoverable

This Detection Summary does not include radiochemical test results.

Eurofins Savannah

Client Sample Results

Client: South Carolina Public Service Authority
 Project/Site: 125915/JM02.09.G01.1/36500

Job ID: 680-232196-1

Client Sample ID: AF56394

Lab Sample ID: 680-232196-1

Date Collected: 02/14/23 12:33

Matrix: Water

Date Received: 03/17/23 10:30

Method: SW846 6010D - Metals (ICP)

Analyte	Result	Qualifier	RL	MDL	Unit	D	Prepared	Analyzed	Dil Fac
Lithium	50.0	U	50.0		ug/L		03/23/23 14:13	03/24/23 13:50	1

Method: SW846 6010D - Metals (ICP) - Total Recoverable

Analyte	Result	Qualifier	RL	MDL	Unit	D	Prepared	Analyzed	Dil Fac
Calcium	10600		500		ug/L		03/20/23 09:08	03/21/23 22:21	1
Iron	3060		100		ug/L		03/20/23 09:08	03/21/23 22:21	1
Magnesium	1000		500		ug/L		03/20/23 09:08	03/21/23 22:21	1
Molybdenum	10.0	U	10.0		ug/L		03/20/23 09:08	03/21/23 22:21	1
Potassium	1000	U	1000		ug/L		03/20/23 09:08	03/21/23 22:21	1
Selenium	20.0	U	20.0		ug/L		03/20/23 09:08	03/21/23 22:21	1
Sodium	5460		2000		ug/L		03/20/23 09:08	03/21/23 22:21	1

Method: SW846 6020B - Metals (ICP/MS) - Total Recoverable

Analyte	Result	Qualifier	RL	MDL	Unit	D	Prepared	Analyzed	Dil Fac
Aluminum	1280		100		ug/L		03/20/23 09:08	03/21/23 18:05	1
Antimony	5.00	U	5.00		ug/L		03/20/23 09:08	03/21/23 18:05	1
Arsenic	5.88		3.00		ug/L		03/20/23 09:08	03/21/23 18:05	1
Barium	76.0		5.00		ug/L		03/20/23 09:08	03/21/23 18:05	1
Beryllium	0.500	U	0.500		ug/L		03/20/23 09:08	03/22/23 09:30	1
Cadmium	0.500	U	0.500		ug/L		03/20/23 09:08	03/21/23 18:05	1
Chromium	5.00	U	5.00		ug/L		03/20/23 09:08	03/21/23 18:05	1
Cobalt	0.705		0.500		ug/L		03/20/23 09:08	03/21/23 18:05	1
Copper	5.00	U	5.00		ug/L		03/20/23 09:08	03/21/23 18:05	1
Lead	2.50	U	2.50		ug/L		03/20/23 09:08	03/21/23 18:05	1
Nickel	5.00	U	5.00		ug/L		03/20/23 09:08	03/21/23 18:05	1
Silver	1.00	U	1.00		ug/L		03/20/23 09:08	03/21/23 18:05	1
Thallium	1.00	U	1.00		ug/L		03/20/23 09:08	03/21/23 18:05	1
Zinc	24.9		20.0		ug/L		03/20/23 09:08	03/21/23 18:05	1
Manganese	27.1		5.00		ug/L		03/20/23 09:08	03/21/23 18:05	1

Method: SW846 7470A - Mercury (CVAA)

Analyte	Result	Qualifier	RL	MDL	Unit	D	Prepared	Analyzed	Dil Fac
Mercury	0.200	U H H3	0.200		ug/L		03/20/23 12:30	03/20/23 19:57	1

Client Sample Results

Client: South Carolina Public Service Authority
 Project/Site: 125915/JM02.09.G01.1/36500

Job ID: 680-232196-1

Client Sample ID: AF56331

Lab Sample ID: 680-232196-2

Date Collected: 02/14/23 13:51

Matrix: Water

Date Received: 03/17/23 10:30

Method: SW846 6010D - Metals (ICP)

Analyte	Result	Qualifier	RL	MDL	Unit	D	Prepared	Analyzed	Dil Fac
Lithium	50.0	U	50.0		ug/L		03/23/23 14:13	03/24/23 14:13	1

Method: SW846 6010D - Metals (ICP) - Total Recoverable

Analyte	Result	Qualifier	RL	MDL	Unit	D	Prepared	Analyzed	Dil Fac
Calcium	2790		500		ug/L		03/20/23 09:08	03/21/23 22:31	1
Iron	251		100		ug/L		03/20/23 09:08	03/21/23 22:31	1
Magnesium	902		500		ug/L		03/20/23 09:08	03/21/23 22:31	1
Molybdenum	10.0	U	10.0		ug/L		03/20/23 09:08	03/21/23 22:31	1
Potassium	1000	U	1000		ug/L		03/20/23 09:08	03/21/23 22:31	1
Selenium	20.0	U	20.0		ug/L		03/20/23 09:08	03/21/23 22:31	1
Sodium	2670		2000		ug/L		03/20/23 09:08	03/21/23 22:31	1

Method: SW846 6020B - Metals (ICP/MS) - Total Recoverable

Analyte	Result	Qualifier	RL	MDL	Unit	D	Prepared	Analyzed	Dil Fac
Aluminum	845		100		ug/L		03/20/23 09:08	03/21/23 18:16	1
Antimony	5.00	U	5.00		ug/L		03/20/23 09:08	03/21/23 18:16	1
Arsenic	3.00	U	3.00		ug/L		03/20/23 09:08	03/21/23 18:16	1
Barium	31.7		5.00		ug/L		03/20/23 09:08	03/21/23 18:16	1
Beryllium	0.500	U	0.500		ug/L		03/20/23 09:08	03/22/23 09:50	1
Cadmium	0.500	U	0.500		ug/L		03/20/23 09:08	03/21/23 18:16	1
Chromium	5.00	U	5.00		ug/L		03/20/23 09:08	03/21/23 18:16	1
Cobalt	1.52		0.500		ug/L		03/20/23 09:08	03/21/23 18:16	1
Copper	5.00	U	5.00		ug/L		03/20/23 09:08	03/21/23 18:16	1
Lead	2.50	U	2.50		ug/L		03/20/23 09:08	03/21/23 18:16	1
Nickel	5.00	U	5.00		ug/L		03/20/23 09:08	03/21/23 18:16	1
Silver	1.00	U	1.00		ug/L		03/20/23 09:08	03/21/23 18:16	1
Thallium	1.00	U	1.00		ug/L		03/20/23 09:08	03/21/23 18:16	1
Zinc	20.0	U	20.0		ug/L		03/20/23 09:08	03/21/23 18:16	1
Manganese	44.6		5.00		ug/L		03/20/23 09:08	03/21/23 18:16	1

Method: SW846 7470A - Mercury (CVAA)

Analyte	Result	Qualifier	RL	MDL	Unit	D	Prepared	Analyzed	Dil Fac
Mercury	0.200	U H H3	0.200		ug/L		03/20/23 12:45	03/21/23 13:40	1

Client Sample Results

Client: South Carolina Public Service Authority
 Project/Site: 125915/JM02.09.G01.1/36500

Job ID: 680-232196-1

Client Sample ID: AF56332

Lab Sample ID: 680-232196-3

Date Collected: 02/14/23 15:22

Matrix: Water

Date Received: 03/17/23 10:30

Method: SW846 6010D - Metals (ICP)

Analyte	Result	Qualifier	RL	MDL	Unit	D	Prepared	Analyzed	Dil Fac
Lithium	50.0	U	50.0		ug/L		03/23/23 14:13	03/24/23 14:18	1

Method: SW846 6010D - Metals (ICP) - Total Recoverable

Analyte	Result	Qualifier	RL	MDL	Unit	D	Prepared	Analyzed	Dil Fac
Calcium	85600		500		ug/L		03/20/23 09:08	03/21/23 22:40	1
Iron	5130		100		ug/L		03/20/23 09:08	03/21/23 22:40	1
Magnesium	2660		500		ug/L		03/20/23 09:08	03/21/23 22:40	1
Molybdenum	10.0	U	10.0		ug/L		03/20/23 09:08	03/21/23 22:40	1
Potassium	2030		1000		ug/L		03/20/23 09:08	03/21/23 22:40	1
Selenium	20.0	U	20.0		ug/L		03/20/23 09:08	03/21/23 22:40	1
Sodium	11300		2000		ug/L		03/20/23 09:08	03/21/23 22:40	1

Method: SW846 6020B - Metals (ICP/MS) - Total Recoverable

Analyte	Result	Qualifier	RL	MDL	Unit	D	Prepared	Analyzed	Dil Fac
Aluminum	1170		100		ug/L		03/20/23 09:08	03/21/23 18:20	1
Antimony	5.00	U	5.00		ug/L		03/20/23 09:08	03/21/23 18:20	1
Arsenic	3.00	U	3.00		ug/L		03/20/23 09:08	03/21/23 18:20	1
Barium	88.5		5.00		ug/L		03/20/23 09:08	03/21/23 18:20	1
Beryllium	0.500	U	0.500		ug/L		03/20/23 09:08	03/22/23 09:54	1
Cadmium	0.500	U	0.500		ug/L		03/20/23 09:08	03/21/23 18:20	1
Chromium	5.00	U	5.00		ug/L		03/20/23 09:08	03/21/23 18:20	1
Cobalt	0.500	U	0.500		ug/L		03/20/23 09:08	03/21/23 18:20	1
Copper	5.00	U	5.00		ug/L		03/20/23 09:08	03/21/23 18:20	1
Lead	2.50	U	2.50		ug/L		03/20/23 09:08	03/21/23 18:20	1
Nickel	5.00	U	5.00		ug/L		03/20/23 09:08	03/21/23 18:20	1
Silver	1.00	U	1.00		ug/L		03/20/23 09:08	03/21/23 18:20	1
Thallium	1.00	U	1.00		ug/L		03/20/23 09:08	03/21/23 18:20	1
Zinc	20.0	U	20.0		ug/L		03/20/23 09:08	03/21/23 18:20	1
Manganese	46.7		5.00		ug/L		03/20/23 09:08	03/21/23 18:20	1

Method: SW846 7470A - Mercury (CVAA)

Analyte	Result	Qualifier	RL	MDL	Unit	D	Prepared	Analyzed	Dil Fac
Mercury	0.200	U H H3	0.200		ug/L		03/20/23 12:45	03/21/23 13:20	1

Client Sample Results

Client: South Carolina Public Service Authority
 Project/Site: 125915/JM02.09.G01.1/36500

Job ID: 680-232196-1

Client Sample ID: AF56395

Lab Sample ID: 680-232196-4

Date Collected: 02/15/23 11:36

Matrix: Water

Date Received: 03/17/23 10:30

Method: SW846 6010D - Metals (ICP)

Analyte	Result	Qualifier	RL	MDL	Unit	D	Prepared	Analyzed	Dil Fac
Lithium	50.0	U	50.0		ug/L		03/23/23 14:13	03/24/23 14:36	1

Method: SW846 6010D - Metals (ICP) - Total Recoverable

Analyte	Result	Qualifier	RL	MDL	Unit	D	Prepared	Analyzed	Dil Fac
Calcium	367000		500		ug/L		03/20/23 09:08	03/21/23 22:44	1
Iron	5110		100		ug/L		03/20/23 09:08	03/21/23 22:44	1
Magnesium	45200		500		ug/L		03/20/23 09:08	03/21/23 22:44	1
Molybdenum	10.0	U	10.0		ug/L		03/20/23 09:08	03/21/23 22:44	1
Potassium	9860		1000		ug/L		03/20/23 09:08	03/21/23 22:44	1
Selenium	20.0	U	20.0		ug/L		03/20/23 09:08	03/21/23 22:44	1
Sodium	74600		2000		ug/L		03/20/23 09:08	03/21/23 22:44	1

Method: SW846 6020B - Metals (ICP/MS) - Total Recoverable

Analyte	Result	Qualifier	RL	MDL	Unit	D	Prepared	Analyzed	Dil Fac
Aluminum	948		100		ug/L		03/20/23 09:08	03/21/23 18:24	1
Antimony	5.00	U	5.00		ug/L		03/20/23 09:08	03/21/23 18:24	1
Arsenic	23.2		3.00		ug/L		03/20/23 09:08	03/21/23 18:24	1
Barium	167		5.00		ug/L		03/20/23 09:08	03/21/23 18:24	1
Beryllium	1.96		0.500		ug/L		03/20/23 09:08	03/22/23 09:58	1
Cadmium	0.500	U	0.500		ug/L		03/20/23 09:08	03/21/23 18:24	1
Chromium	5.00	U	5.00		ug/L		03/20/23 09:08	03/21/23 18:24	1
Cobalt	19.7		0.500		ug/L		03/20/23 09:08	03/21/23 18:24	1
Copper	5.00	U	5.00		ug/L		03/20/23 09:08	03/21/23 18:24	1
Lead	2.50	U	2.50		ug/L		03/20/23 09:08	03/21/23 18:24	1
Nickel	11.6		5.00		ug/L		03/20/23 09:08	03/21/23 18:24	1
Silver	1.00	U	1.00		ug/L		03/20/23 09:08	03/21/23 18:24	1
Thallium	1.00	U	1.00		ug/L		03/20/23 09:08	03/21/23 18:24	1
Zinc	20.0	U	20.0		ug/L		03/20/23 09:08	03/21/23 18:24	1
Manganese	721		5.00		ug/L		03/20/23 09:08	03/21/23 18:24	1

Method: SW846 7470A - Mercury (CVAA)

Analyte	Result	Qualifier	RL	MDL	Unit	D	Prepared	Analyzed	Dil Fac
Mercury	0.200	U H H3	0.200		ug/L		03/20/23 12:45	03/21/23 12:56	1

Client Sample Results

Client: South Carolina Public Service Authority
 Project/Site: 125915/JM02.09.G01.1/36500

Job ID: 680-232196-1

Client Sample ID: AF56396

Lab Sample ID: 680-232196-5

Date Collected: 02/15/23 13:21

Matrix: Water

Date Received: 03/17/23 10:30

Method: SW846 6010D - Metals (ICP)

Analyte	Result	Qualifier	RL	MDL	Unit	D	Prepared	Analyzed	Dil Fac
Lithium	50.0	U	50.0		ug/L		03/23/23 14:13	03/24/23 14:41	1

Method: SW846 6010D - Metals (ICP) - Total Recoverable

Analyte	Result	Qualifier	RL	MDL	Unit	D	Prepared	Analyzed	Dil Fac
Calcium	225000		500		ug/L		03/20/23 09:08	03/21/23 22:47	1
Iron	25400		100		ug/L		03/20/23 09:08	03/21/23 22:47	1
Magnesium	14300		500		ug/L		03/20/23 09:08	03/21/23 22:47	1
Molybdenum	10.0	U	10.0		ug/L		03/20/23 09:08	03/21/23 22:47	1
Potassium	1980		1000		ug/L		03/20/23 09:08	03/21/23 22:47	1
Selenium	20.0	U	20.0		ug/L		03/20/23 09:08	03/21/23 22:47	1
Sodium	42300		2000		ug/L		03/20/23 09:08	03/21/23 22:47	1

Method: SW846 6020B - Metals (ICP/MS) - Total Recoverable

Analyte	Result	Qualifier	RL	MDL	Unit	D	Prepared	Analyzed	Dil Fac
Aluminum	100	U	100		ug/L		03/20/23 09:08	03/21/23 18:28	1
Antimony	5.00	U	5.00		ug/L		03/20/23 09:08	03/21/23 18:28	1
Arsenic	3.00	U	3.00		ug/L		03/20/23 09:08	03/21/23 18:28	1
Barium	146		5.00		ug/L		03/20/23 09:08	03/21/23 18:28	1
Beryllium	0.500	U	0.500		ug/L		03/20/23 09:08	03/22/23 10:02	1
Cadmium	0.500	U	0.500		ug/L		03/20/23 09:08	03/21/23 18:28	1
Chromium	5.00	U	5.00		ug/L		03/20/23 09:08	03/21/23 18:28	1
Cobalt	0.500	U	0.500		ug/L		03/20/23 09:08	03/21/23 18:28	1
Copper	5.00	U	5.00		ug/L		03/20/23 09:08	03/21/23 18:28	1
Lead	2.50	U	2.50		ug/L		03/20/23 09:08	03/21/23 18:28	1
Nickel	5.00	U	5.00		ug/L		03/20/23 09:08	03/21/23 18:28	1
Silver	1.00	U	1.00		ug/L		03/20/23 09:08	03/21/23 18:28	1
Thallium	1.00	U	1.00		ug/L		03/20/23 09:08	03/21/23 18:28	1
Zinc	20.0	U	20.0		ug/L		03/20/23 09:08	03/21/23 18:28	1
Manganese	213		5.00		ug/L		03/20/23 09:08	03/21/23 18:28	1

Method: SW846 7470A - Mercury (CVAA)

Analyte	Result	Qualifier	RL	MDL	Unit	D	Prepared	Analyzed	Dil Fac
Mercury	0.259	H H3	0.200		ug/L		03/20/23 12:45	03/21/23 14:04	1

Client Sample Results

Client: South Carolina Public Service Authority
 Project/Site: 125915/JM02.09.G01.1/36500

Job ID: 680-232196-1

Client Sample ID: AF56397

Lab Sample ID: 680-232196-6

Date Collected: 02/16/23 10:53

Matrix: Water

Date Received: 03/17/23 10:30

Method: SW846 6010D - Metals (ICP)

Analyte	Result	Qualifier	RL	MDL	Unit	D	Prepared	Analyzed	Dil Fac
Lithium	50.0	U	50.0		ug/L		03/23/23 14:13	03/24/23 14:45	1

Method: SW846 6010D - Metals (ICP) - Total Recoverable

Analyte	Result	Qualifier	RL	MDL	Unit	D	Prepared	Analyzed	Dil Fac
Calcium	54300		500		ug/L		03/20/23 09:08	03/21/23 22:50	1
Iron	731		100		ug/L		03/20/23 09:08	03/21/23 22:50	1
Magnesium	4040		500		ug/L		03/20/23 09:08	03/21/23 22:50	1
Molybdenum	10.0	U	10.0		ug/L		03/20/23 09:08	03/21/23 22:50	1
Potassium	1990		1000		ug/L		03/20/23 09:08	03/21/23 22:50	1
Selenium	20.0	U	20.0		ug/L		03/20/23 09:08	03/21/23 22:50	1
Sodium	17300		2000		ug/L		03/20/23 09:08	03/21/23 22:50	1

Method: SW846 6020B - Metals (ICP/MS) - Total Recoverable

Analyte	Result	Qualifier	RL	MDL	Unit	D	Prepared	Analyzed	Dil Fac
Aluminum	100	U	100		ug/L		03/20/23 09:08	03/21/23 18:32	1
Antimony	5.00	U	5.00		ug/L		03/20/23 09:08	03/21/23 18:32	1
Arsenic	3.00	U	3.00		ug/L		03/20/23 09:08	03/21/23 18:32	1
Barium	39.4		5.00		ug/L		03/20/23 09:08	03/21/23 18:32	1
Beryllium	0.500	U	0.500		ug/L		03/20/23 09:08	03/22/23 10:06	1
Cadmium	0.500	U	0.500		ug/L		03/20/23 09:08	03/21/23 18:32	1
Chromium	5.00	U	5.00		ug/L		03/20/23 09:08	03/21/23 18:32	1
Cobalt	0.500	U	0.500		ug/L		03/20/23 09:08	03/21/23 18:32	1
Copper	5.00	U	5.00		ug/L		03/20/23 09:08	03/21/23 18:32	1
Lead	2.50	U	2.50		ug/L		03/20/23 09:08	03/21/23 18:32	1
Nickel	5.00	U	5.00		ug/L		03/20/23 09:08	03/21/23 18:32	1
Silver	1.00	U	1.00		ug/L		03/20/23 09:08	03/21/23 18:32	1
Thallium	1.00	U	1.00		ug/L		03/20/23 09:08	03/21/23 18:32	1
Zinc	309		20.0		ug/L		03/20/23 09:08	03/21/23 18:32	1
Manganese	112		5.00		ug/L		03/20/23 09:08	03/21/23 18:32	1

Method: SW846 7470A - Mercury (CVAA)

Analyte	Result	Qualifier	RL	MDL	Unit	D	Prepared	Analyzed	Dil Fac
Mercury	0.200	U H H3	0.200		ug/L		03/20/23 12:45	03/21/23 12:43	1

Client Sample Results

Client: South Carolina Public Service Authority
 Project/Site: 125915/JM02.09.G01.1/36500

Job ID: 680-232196-1

Client Sample ID: AF56400

Lab Sample ID: 680-232196-7

Date Collected: 02/16/23 12:55

Matrix: Water

Date Received: 03/17/23 10:30

Method: SW846 6010D - Metals (ICP)

Analyte	Result	Qualifier	RL	MDL	Unit	D	Prepared	Analyzed	Dil Fac
Lithium	50.0	U	50.0		ug/L		03/23/23 14:13	03/24/23 14:50	1

Method: SW846 6010D - Metals (ICP) - Total Recoverable

Analyte	Result	Qualifier	RL	MDL	Unit	D	Prepared	Analyzed	Dil Fac
Calcium	262000		500		ug/L		03/20/23 09:08	03/21/23 22:53	1
Iron	789		100		ug/L		03/20/23 09:08	03/21/23 22:53	1
Magnesium	3890		500		ug/L		03/20/23 09:08	03/21/23 22:53	1
Molybdenum	10.0	U	10.0		ug/L		03/20/23 09:08	03/21/23 22:53	1
Potassium	2320		1000		ug/L		03/20/23 09:08	03/21/23 22:53	1
Selenium	20.0	U	20.0		ug/L		03/20/23 09:08	03/21/23 22:53	1
Sodium	13800		2000		ug/L		03/20/23 09:08	03/21/23 22:53	1

Method: SW846 6020B - Metals (ICP/MS) - Total Recoverable

Analyte	Result	Qualifier	RL	MDL	Unit	D	Prepared	Analyzed	Dil Fac
Aluminum	111		100		ug/L		03/20/23 09:08	03/21/23 18:44	1
Antimony	5.00	U	5.00		ug/L		03/20/23 09:08	03/21/23 18:44	1
Arsenic	3.00	U	3.00		ug/L		03/20/23 09:08	03/21/23 18:44	1
Barium	42.1		5.00		ug/L		03/20/23 09:08	03/21/23 18:44	1
Beryllium	0.500	U	0.500		ug/L		03/20/23 09:08	03/21/23 18:44	1
Cadmium	0.500	U	0.500		ug/L		03/20/23 09:08	03/21/23 18:44	1
Chromium	5.00	U	5.00		ug/L		03/20/23 09:08	03/21/23 18:44	1
Cobalt	0.500	U	0.500		ug/L		03/20/23 09:08	03/21/23 18:44	1
Copper	5.00	U	5.00		ug/L		03/20/23 09:08	03/21/23 18:44	1
Lead	2.50	U	2.50		ug/L		03/20/23 09:08	03/21/23 18:44	1
Nickel	5.00	U	5.00		ug/L		03/20/23 09:08	03/21/23 18:44	1
Silver	1.00	U	1.00		ug/L		03/20/23 09:08	03/21/23 18:44	1
Thallium	1.00	U	1.00		ug/L		03/20/23 09:08	03/21/23 18:44	1
Zinc	20.0	U	20.0		ug/L		03/20/23 09:08	03/21/23 18:44	1
Manganese	18.6		5.00		ug/L		03/20/23 09:08	03/21/23 18:44	1

Method: SW846 7470A - Mercury (CVAA)

Analyte	Result	Qualifier	RL	MDL	Unit	D	Prepared	Analyzed	Dil Fac
Mercury	0.200	U H H3	0.200		ug/L		03/20/23 13:40	03/21/23 11:09	1

Client Sample Results

Client: South Carolina Public Service Authority
 Project/Site: 125915/JM02.09.G01.1/36500

Job ID: 680-232196-1

Client Sample ID: AF56442

Lab Sample ID: 680-232196-8

Date Collected: 02/16/23 14:07

Matrix: Water

Date Received: 03/17/23 10:30

Method: SW846 6010D - Metals (ICP)

Analyte	Result	Qualifier	RL	MDL	Unit	D	Prepared	Analyzed	Dil Fac
Lithium	50.0	U	50.0		ug/L		03/23/23 14:13	03/24/23 15:08	1

Method: SW846 6010D - Metals (ICP) - Total Recoverable

Analyte	Result	Qualifier	RL	MDL	Unit	D	Prepared	Analyzed	Dil Fac
Calcium	166000		500		ug/L		03/20/23 09:08	03/21/23 22:57	1
Iron	450		100		ug/L		03/20/23 09:08	03/21/23 22:57	1
Magnesium	7730		500		ug/L		03/20/23 09:08	03/21/23 22:57	1
Molybdenum	10.0	U	10.0		ug/L		03/20/23 09:08	03/21/23 22:57	1
Potassium	4290		1000		ug/L		03/20/23 09:08	03/21/23 22:57	1
Selenium	20.0	U	20.0		ug/L		03/20/23 09:08	03/21/23 22:57	1
Sodium	21900		2000		ug/L		03/20/23 09:08	03/21/23 22:57	1

Method: SW846 6020B - Metals (ICP/MS) - Total Recoverable

Analyte	Result	Qualifier	RL	MDL	Unit	D	Prepared	Analyzed	Dil Fac
Aluminum	100	U	100		ug/L		03/20/23 09:08	03/21/23 18:48	1
Antimony	5.00	U	5.00		ug/L		03/20/23 09:08	03/21/23 18:48	1
Arsenic	3.00	U	3.00		ug/L		03/20/23 09:08	03/21/23 18:48	1
Barium	32.6		5.00		ug/L		03/20/23 09:08	03/21/23 18:48	1
Beryllium	0.500	U	0.500		ug/L		03/20/23 09:08	03/21/23 18:48	1
Cadmium	0.500	U	0.500		ug/L		03/20/23 09:08	03/21/23 18:48	1
Chromium	5.00	U	5.00		ug/L		03/20/23 09:08	03/21/23 18:48	1
Cobalt	0.500	U	0.500		ug/L		03/20/23 09:08	03/21/23 18:48	1
Copper	5.00	U	5.00		ug/L		03/20/23 09:08	03/21/23 18:48	1
Lead	2.50	U	2.50		ug/L		03/20/23 09:08	03/21/23 18:48	1
Nickel	5.00	U	5.00		ug/L		03/20/23 09:08	03/21/23 18:48	1
Silver	1.00	U	1.00		ug/L		03/20/23 09:08	03/21/23 18:48	1
Thallium	1.00	U	1.00		ug/L		03/20/23 09:08	03/21/23 18:48	1
Zinc	20.0	U	20.0		ug/L		03/20/23 09:08	03/21/23 18:48	1
Manganese	58.2		5.00		ug/L		03/20/23 09:08	03/21/23 18:48	1

Method: SW846 7470A - Mercury (CVAA)

Analyte	Result	Qualifier	RL	MDL	Unit	D	Prepared	Analyzed	Dil Fac
Mercury	0.200	U H H3	0.200		ug/L		03/20/23 13:40	03/21/23 11:19	1

Client Sample Results

Client: South Carolina Public Service Authority
 Project/Site: 125915/JM02.09.G01.1/36500

Job ID: 680-232196-1

Client Sample ID: AF56443

Lab Sample ID: 680-232196-9

Date Collected: 02/16/23 14:12

Matrix: Water

Date Received: 03/17/23 10:30

Method: SW846 6010D - Metals (ICP)

Analyte	Result	Qualifier	RL	MDL	Unit	D	Prepared	Analyzed	Dil Fac
Lithium	50.0	U	50.0		ug/L		03/23/23 14:13	03/24/23 15:13	1

Method: SW846 6010D - Metals (ICP) - Total Recoverable

Analyte	Result	Qualifier	RL	MDL	Unit	D	Prepared	Analyzed	Dil Fac
Calcium	160000		500		ug/L		03/20/23 09:08	03/21/23 23:00	1
Iron	302		100		ug/L		03/20/23 09:08	03/21/23 23:00	1
Magnesium	7590		500		ug/L		03/20/23 09:08	03/21/23 23:00	1
Molybdenum	10.0	U	10.0		ug/L		03/20/23 09:08	03/21/23 23:00	1
Potassium	4050		1000		ug/L		03/20/23 09:08	03/21/23 23:00	1
Selenium	20.0	U	20.0		ug/L		03/20/23 09:08	03/21/23 23:00	1
Sodium	20700		2000		ug/L		03/20/23 09:08	03/21/23 23:00	1

Method: SW846 6020B - Metals (ICP/MS) - Total Recoverable

Analyte	Result	Qualifier	RL	MDL	Unit	D	Prepared	Analyzed	Dil Fac
Aluminum	100	U	100		ug/L		03/20/23 09:08	03/21/23 18:52	1
Antimony	5.00	U	5.00		ug/L		03/20/23 09:08	03/21/23 18:52	1
Arsenic	3.00	U	3.00		ug/L		03/20/23 09:08	03/21/23 18:52	1
Barium	33.8		5.00		ug/L		03/20/23 09:08	03/21/23 18:52	1
Beryllium	0.500	U	0.500		ug/L		03/20/23 09:08	03/21/23 18:52	1
Cadmium	0.500	U	0.500		ug/L		03/20/23 09:08	03/21/23 18:52	1
Chromium	5.00	U	5.00		ug/L		03/20/23 09:08	03/21/23 18:52	1
Cobalt	0.500	U	0.500		ug/L		03/20/23 09:08	03/21/23 18:52	1
Copper	5.00	U	5.00		ug/L		03/20/23 09:08	03/21/23 18:52	1
Lead	2.50	U	2.50		ug/L		03/20/23 09:08	03/21/23 18:52	1
Nickel	5.00	U	5.00		ug/L		03/20/23 09:08	03/21/23 18:52	1
Silver	1.00	U	1.00		ug/L		03/20/23 09:08	03/21/23 18:52	1
Thallium	1.00	U	1.00		ug/L		03/20/23 09:08	03/21/23 18:52	1
Zinc	20.0	U	20.0		ug/L		03/20/23 09:08	03/21/23 18:52	1
Manganese	57.3		5.00		ug/L		03/20/23 09:08	03/21/23 18:52	1

Method: SW846 7470A - Mercury (CVAA)

Analyte	Result	Qualifier	RL	MDL	Unit	D	Prepared	Analyzed	Dil Fac
Mercury	0.200	U H H3	0.200		ug/L		03/20/23 13:40	03/21/23 10:52	1

Client Sample Results

Client: South Carolina Public Service Authority
 Project/Site: 125915/JM02.09.G01.1/36500

Job ID: 680-232196-1

Client Sample ID: AF56402

Lab Sample ID: 680-232196-10

Date Collected: 02/27/23 12:47

Matrix: Water

Date Received: 03/17/23 10:30

Method: SW846 6010D - Metals (ICP)

Analyte	Result	Qualifier	RL	MDL	Unit	D	Prepared	Analyzed	Dil Fac
Lithium	50.0	U	50.0		ug/L		03/23/23 14:13	03/24/23 15:18	1

Method: SW846 6010D - Metals (ICP) - Total Recoverable

Analyte	Result	Qualifier	RL	MDL	Unit	D	Prepared	Analyzed	Dil Fac
Calcium	204000		500		ug/L		03/20/23 09:08	03/21/23 23:03	1
Iron	23500		100		ug/L		03/20/23 09:08	03/21/23 23:03	1
Magnesium	24400		500		ug/L		03/20/23 09:08	03/21/23 23:03	1
Molybdenum	10.0	U	10.0		ug/L		03/20/23 09:08	03/21/23 23:03	1
Potassium	11400		1000		ug/L		03/20/23 09:08	03/21/23 23:03	1
Selenium	20.0	U	20.0		ug/L		03/20/23 09:08	03/21/23 23:03	1
Sodium	35500		2000		ug/L		03/20/23 09:08	03/21/23 23:03	1

Method: SW846 6020B - Metals (ICP/MS) - Total Recoverable

Analyte	Result	Qualifier	RL	MDL	Unit	D	Prepared	Analyzed	Dil Fac
Aluminum	386		100		ug/L		03/20/23 09:08	03/21/23 18:56	1
Antimony	5.00	U	5.00		ug/L		03/20/23 09:08	03/21/23 18:56	1
Arsenic	31.0		3.00		ug/L		03/20/23 09:08	03/21/23 18:56	1
Barium	74.9		5.00		ug/L		03/20/23 09:08	03/21/23 18:56	1
Beryllium	0.500	U	0.500		ug/L		03/20/23 09:08	03/21/23 18:56	1
Cadmium	0.500	U	0.500		ug/L		03/20/23 09:08	03/21/23 18:56	1
Chromium	5.00	U	5.00		ug/L		03/20/23 09:08	03/21/23 18:56	1
Cobalt	0.500	U	0.500		ug/L		03/20/23 09:08	03/21/23 18:56	1
Copper	5.00	U	5.00		ug/L		03/20/23 09:08	03/21/23 18:56	1
Lead	2.50	U	2.50		ug/L		03/20/23 09:08	03/21/23 18:56	1
Nickel	5.00	U	5.00		ug/L		03/20/23 09:08	03/21/23 18:56	1
Silver	1.00	U	1.00		ug/L		03/20/23 09:08	03/21/23 18:56	1
Thallium	1.00	U	1.00		ug/L		03/20/23 09:08	03/21/23 18:56	1
Zinc	20.0	U	20.0		ug/L		03/20/23 09:08	03/21/23 18:56	1
Manganese	283		5.00		ug/L		03/20/23 09:08	03/21/23 18:56	1

Method: SW846 7470A - Mercury (CVAA)

Analyte	Result	Qualifier	RL	MDL	Unit	D	Prepared	Analyzed	Dil Fac
Mercury	0.200	U	0.200		ug/L		03/20/23 13:40	03/21/23 10:42	1

Client Sample Results

Client: South Carolina Public Service Authority
 Project/Site: 125915/JM02.09.G01.1/36500

Job ID: 680-232196-1

Client Sample ID: AF56403

Lab Sample ID: 680-232196-11

Date Collected: 02/27/23 09:57

Matrix: Water

Date Received: 03/17/23 10:30

Method: SW846 6010D - Metals (ICP)

Analyte	Result	Qualifier	RL	MDL	Unit	D	Prepared	Analyzed	Dil Fac
Lithium	51.4		50.0		ug/L		03/23/23 14:13	03/24/23 15:22	1

Method: SW846 6010D - Metals (ICP) - Total Recoverable

Analyte	Result	Qualifier	RL	MDL	Unit	D	Prepared	Analyzed	Dil Fac
Calcium	644000		500		ug/L		03/20/23 09:08	03/21/23 23:06	1
Iron	25200		100		ug/L		03/20/23 09:08	03/21/23 23:06	1
Magnesium	90300		500		ug/L		03/20/23 09:08	03/21/23 23:06	1
Molybdenum	10.0	U	10.0		ug/L		03/20/23 09:08	03/21/23 23:06	1
Potassium	28200		1000		ug/L		03/20/23 09:08	03/21/23 23:06	1
Selenium	20.0	U	20.0		ug/L		03/20/23 09:08	03/21/23 23:06	1
Sodium	155000		2000		ug/L		03/20/23 09:08	03/21/23 23:06	1

Method: SW846 6020B - Metals (ICP/MS) - Total Recoverable

Analyte	Result	Qualifier	RL	MDL	Unit	D	Prepared	Analyzed	Dil Fac
Aluminum	100	U	100		ug/L		03/20/23 09:08	03/21/23 19:00	1
Antimony	5.00	U	5.00		ug/L		03/20/23 09:08	03/21/23 19:00	1
Arsenic	3.00	U	3.00		ug/L		03/20/23 09:08	03/21/23 19:00	1
Barium	332		5.00		ug/L		03/20/23 09:08	03/21/23 19:00	1
Beryllium	0.500	U	0.500		ug/L		03/20/23 09:08	03/21/23 19:00	1
Cadmium	0.500	U	0.500		ug/L		03/20/23 09:08	03/21/23 19:00	1
Chromium	5.00	U	5.00		ug/L		03/20/23 09:08	03/21/23 19:00	1
Cobalt	0.500	U	0.500		ug/L		03/20/23 09:08	03/21/23 19:00	1
Copper	5.00	U	5.00		ug/L		03/20/23 09:08	03/21/23 19:00	1
Lead	2.50	U	2.50		ug/L		03/20/23 09:08	03/21/23 19:00	1
Nickel	5.00	U	5.00		ug/L		03/20/23 09:08	03/21/23 19:00	1
Silver	1.00	U	1.00		ug/L		03/20/23 09:08	03/21/23 19:00	1
Thallium	1.00	U	1.00		ug/L		03/20/23 09:08	03/21/23 19:00	1
Zinc	20.0	U	20.0		ug/L		03/20/23 09:08	03/21/23 19:00	1
Manganese	820		5.00		ug/L		03/20/23 09:08	03/21/23 19:00	1

Method: SW846 7470A - Mercury (CVAA)

Analyte	Result	Qualifier	RL	MDL	Unit	D	Prepared	Analyzed	Dil Fac
Mercury	0.200	U	0.200		ug/L		03/20/23 13:40	03/21/23 10:32	1

Client Sample Results

Client: South Carolina Public Service Authority
 Project/Site: 125915/JM02.09.G01.1/36500

Job ID: 680-232196-1

Client Sample ID: AF56404

Lab Sample ID: 680-232196-12

Date Collected: 02/27/23 10:02

Matrix: Water

Date Received: 03/17/23 10:30

Method: SW846 6010D - Metals (ICP)

Analyte	Result	Qualifier	RL	MDL	Unit	D	Prepared	Analyzed	Dil Fac
Lithium	58.2		50.0		ug/L		03/23/23 14:13	03/24/23 15:27	1

Method: SW846 6010D - Metals (ICP) - Total Recoverable

Analyte	Result	Qualifier	RL	MDL	Unit	D	Prepared	Analyzed	Dil Fac
Calcium	659000		500		ug/L		03/20/23 09:08	03/21/23 23:10	1
Iron	25100		100		ug/L		03/20/23 09:08	03/21/23 23:10	1
Magnesium	91700		500		ug/L		03/20/23 09:08	03/21/23 23:10	1
Molybdenum	10.0	U	10.0		ug/L		03/20/23 09:08	03/21/23 23:10	1
Potassium	29000		1000		ug/L		03/20/23 09:08	03/21/23 23:10	1
Selenium	20.0	U	20.0		ug/L		03/20/23 09:08	03/21/23 23:10	1
Sodium	158000		2000		ug/L		03/20/23 09:08	03/21/23 23:10	1

Method: SW846 6020B - Metals (ICP/MS) - Total Recoverable

Analyte	Result	Qualifier	RL	MDL	Unit	D	Prepared	Analyzed	Dil Fac
Aluminum	100	U	100		ug/L		03/20/23 09:08	03/21/23 19:03	1
Antimony	5.00	U	5.00		ug/L		03/20/23 09:08	03/21/23 19:03	1
Arsenic	3.00	U	3.00		ug/L		03/20/23 09:08	03/21/23 19:03	1
Barium	325		5.00		ug/L		03/20/23 09:08	03/21/23 19:03	1
Beryllium	0.500	U	0.500		ug/L		03/20/23 09:08	03/21/23 19:03	1
Cadmium	0.500	U	0.500		ug/L		03/20/23 09:08	03/21/23 19:03	1
Chromium	5.00	U	5.00		ug/L		03/20/23 09:08	03/21/23 19:03	1
Cobalt	0.500	U	0.500		ug/L		03/20/23 09:08	03/21/23 19:03	1
Copper	5.00	U	5.00		ug/L		03/20/23 09:08	03/21/23 19:03	1
Lead	2.50	U	2.50		ug/L		03/20/23 09:08	03/21/23 19:03	1
Nickel	5.00	U	5.00		ug/L		03/20/23 09:08	03/21/23 19:03	1
Silver	1.00	U	1.00		ug/L		03/20/23 09:08	03/21/23 19:03	1
Thallium	1.00	U	1.00		ug/L		03/20/23 09:08	03/21/23 19:03	1
Zinc	20.0	U	20.0		ug/L		03/20/23 09:08	03/21/23 19:03	1
Manganese	800		5.00		ug/L		03/20/23 09:08	03/21/23 19:03	1

Method: SW846 7470A - Mercury (CVAA)

Analyte	Result	Qualifier	RL	MDL	Unit	D	Prepared	Analyzed	Dil Fac
Mercury	0.200	U	0.200		ug/L		03/20/23 12:45	03/21/23 13:50	1

Client Sample Results

Client: South Carolina Public Service Authority
 Project/Site: 125915/JM02.09.G01.1/36500

Job ID: 680-232196-1

Client Sample ID: AF56434

Lab Sample ID: 680-232196-13

Date Collected: 02/27/23 15:44

Matrix: Water

Date Received: 03/17/23 10:30

Method: SW846 6010D - Metals (ICP)

Analyte	Result	Qualifier	RL	MDL	Unit	D	Prepared	Analyzed	Dil Fac
Lithium	50.0	U	50.0		ug/L		03/23/23 14:13	03/24/23 15:32	1

Method: SW846 6010D - Metals (ICP) - Total Recoverable

Analyte	Result	Qualifier	RL	MDL	Unit	D	Prepared	Analyzed	Dil Fac
Calcium	62900		500		ug/L		03/20/23 09:08	03/21/23 23:19	1
Iron	3180		100		ug/L		03/20/23 09:08	03/21/23 23:19	1
Magnesium	1950		500		ug/L		03/20/23 09:08	03/21/23 23:19	1
Molybdenum	10.0	U	10.0		ug/L		03/20/23 09:08	03/21/23 23:19	1
Potassium	1000	U	1000		ug/L		03/20/23 09:08	03/21/23 23:19	1
Selenium	20.0	U	20.0		ug/L		03/20/23 09:08	03/21/23 23:19	1
Sodium	4810		2000		ug/L		03/20/23 09:08	03/21/23 23:19	1

Method: SW846 6020B - Metals (ICP/MS) - Total Recoverable

Analyte	Result	Qualifier	RL	MDL	Unit	D	Prepared	Analyzed	Dil Fac
Aluminum	1430		100		ug/L		03/20/23 09:08	03/21/23 19:07	1
Antimony	5.00	U	5.00		ug/L		03/20/23 09:08	03/21/23 19:07	1
Arsenic	3.00	U	3.00		ug/L		03/20/23 09:08	03/21/23 19:07	1
Barium	41.2		5.00		ug/L		03/20/23 09:08	03/21/23 19:07	1
Beryllium	0.500	U	0.500		ug/L		03/20/23 09:08	03/21/23 19:07	1
Cadmium	0.500	U	0.500		ug/L		03/20/23 09:08	03/21/23 19:07	1
Chromium	5.00	U	5.00		ug/L		03/20/23 09:08	03/21/23 19:07	1
Cobalt	2.15		0.500		ug/L		03/20/23 09:08	03/21/23 19:07	1
Copper	5.00	U	5.00		ug/L		03/20/23 09:08	03/21/23 19:07	1
Lead	2.50	U	2.50		ug/L		03/20/23 09:08	03/21/23 19:07	1
Nickel	5.00	U	5.00		ug/L		03/20/23 09:08	03/21/23 19:07	1
Silver	1.00	U	1.00		ug/L		03/20/23 09:08	03/21/23 19:07	1
Thallium	1.00	U	1.00		ug/L		03/20/23 09:08	03/21/23 19:07	1
Zinc	264		20.0		ug/L		03/20/23 09:08	03/21/23 19:07	1
Manganese	52.9		5.00		ug/L		03/20/23 09:08	03/21/23 19:07	1

Method: SW846 7470A - Mercury (CVAA)

Analyte	Result	Qualifier	RL	MDL	Unit	D	Prepared	Analyzed	Dil Fac
Mercury	0.200	U	0.200		ug/L		03/20/23 12:45	03/21/23 13:36	1

Client Sample Results

Client: South Carolina Public Service Authority
 Project/Site: 125915/JM02.09.G01.1/36500

Job ID: 680-232196-1

Client Sample ID: AF56433

Lab Sample ID: 680-232196-14

Date Collected: 02/28/23 12:58

Matrix: Water

Date Received: 03/17/23 10:30

Method: SW846 6010D - Metals (ICP)

Analyte	Result	Qualifier	RL	MDL	Unit	D	Prepared	Analyzed	Dil Fac
Lithium	50.0	U	50.0		ug/L		03/23/23 14:13	03/24/23 15:37	1

Method: SW846 6010D - Metals (ICP) - Total Recoverable

Analyte	Result	Qualifier	RL	MDL	Unit	D	Prepared	Analyzed	Dil Fac
Calcium	433000		500		ug/L		03/20/23 09:08	03/21/23 23:23	1
Iron	17100		100		ug/L		03/20/23 09:08	03/21/23 23:23	1
Magnesium	12200		500		ug/L		03/20/23 09:08	03/21/23 23:23	1
Molybdenum	10.0	U	10.0		ug/L		03/20/23 09:08	03/21/23 23:23	1
Potassium	5480		1000		ug/L		03/20/23 09:08	03/21/23 23:23	1
Selenium	20.0	U	20.0		ug/L		03/20/23 09:08	03/21/23 23:23	1
Sodium	10300		2000		ug/L		03/20/23 09:08	03/21/23 23:23	1

Method: SW846 6020B - Metals (ICP/MS) - Total Recoverable

Analyte	Result	Qualifier	RL	MDL	Unit	D	Prepared	Analyzed	Dil Fac
Aluminum	219		100		ug/L		03/20/23 09:08	03/21/23 19:11	1
Antimony	5.00	U	5.00		ug/L		03/20/23 09:08	03/21/23 19:11	1
Arsenic	3.00	U	3.00		ug/L		03/20/23 09:08	03/21/23 19:11	1
Barium	51.1		5.00		ug/L		03/20/23 09:08	03/21/23 19:11	1
Beryllium	0.500	U	0.500		ug/L		03/20/23 09:08	03/21/23 19:11	1
Cadmium	0.500	U	0.500		ug/L		03/20/23 09:08	03/21/23 19:11	1
Chromium	5.00	U	5.00		ug/L		03/20/23 09:08	03/21/23 19:11	1
Cobalt	0.500	U	0.500		ug/L		03/20/23 09:08	03/21/23 19:11	1
Copper	5.00	U	5.00		ug/L		03/20/23 09:08	03/21/23 19:11	1
Lead	2.50	U	2.50		ug/L		03/20/23 09:08	03/21/23 19:11	1
Nickel	5.00	U	5.00		ug/L		03/20/23 09:08	03/21/23 19:11	1
Silver	1.00	U	1.00		ug/L		03/20/23 09:08	03/21/23 19:11	1
Thallium	1.00	U	1.00		ug/L		03/20/23 09:08	03/21/23 19:11	1
Zinc	20.0	U	20.0		ug/L		03/20/23 09:08	03/21/23 19:11	1
Manganese	1240		5.00		ug/L		03/20/23 09:08	03/21/23 19:11	1

Method: SW846 7470A - Mercury (CVAA)

Analyte	Result	Qualifier	RL	MDL	Unit	D	Prepared	Analyzed	Dil Fac
Mercury	0.200	U	0.200		ug/L		03/20/23 12:45	03/21/23 13:16	1

Client Sample Results

Client: South Carolina Public Service Authority
 Project/Site: 125915/JM02.09.G01.1/36500

Job ID: 680-232196-1

Client Sample ID: AF56435

Lab Sample ID: 680-232196-15

Date Collected: 02/28/23 11:44

Matrix: Water

Date Received: 03/17/23 10:30

Method: SW846 6010D - Metals (ICP)

Analyte	Result	Qualifier	RL	MDL	Unit	D	Prepared	Analyzed	Dil Fac
Lithium	50.0	U	50.0		ug/L		03/23/23 14:13	03/24/23 15:42	1

Method: SW846 6010D - Metals (ICP) - Total Recoverable

Analyte	Result	Qualifier	RL	MDL	Unit	D	Prepared	Analyzed	Dil Fac
Calcium	20400		500		ug/L		03/20/23 09:08	03/21/23 23:26	1
Iron	863		100		ug/L		03/20/23 09:08	03/21/23 23:26	1
Magnesium	821		500		ug/L		03/20/23 09:08	03/21/23 23:26	1
Molybdenum	10.0	U	10.0		ug/L		03/20/23 09:08	03/21/23 23:26	1
Potassium	1000	U	1000		ug/L		03/20/23 09:08	03/21/23 23:26	1
Selenium	20.0	U	20.0		ug/L		03/20/23 09:08	03/21/23 23:26	1
Sodium	3070		2000		ug/L		03/20/23 09:08	03/21/23 23:26	1

Method: SW846 6020B - Metals (ICP/MS) - Total Recoverable

Analyte	Result	Qualifier	RL	MDL	Unit	D	Prepared	Analyzed	Dil Fac
Aluminum	3470		100		ug/L		03/20/23 09:08	03/21/23 19:15	1
Antimony	5.00	U	5.00		ug/L		03/20/23 09:08	03/21/23 19:15	1
Arsenic	8.46		3.00		ug/L		03/20/23 09:08	03/21/23 19:15	1
Barium	29.9		5.00		ug/L		03/20/23 09:08	03/21/23 19:15	1
Beryllium	0.500	U	0.500		ug/L		03/20/23 09:08	03/21/23 19:15	1
Cadmium	0.500	U	0.500		ug/L		03/20/23 09:08	03/21/23 19:15	1
Chromium	5.00	U	5.00		ug/L		03/20/23 09:08	03/21/23 19:15	1
Cobalt	1.03		0.500		ug/L		03/20/23 09:08	03/21/23 19:15	1
Copper	5.00	U	5.00		ug/L		03/20/23 09:08	03/21/23 19:15	1
Lead	2.50	U	2.50		ug/L		03/20/23 09:08	03/21/23 19:15	1
Nickel	5.00	U	5.00		ug/L		03/20/23 09:08	03/21/23 19:15	1
Silver	1.00	U	1.00		ug/L		03/20/23 09:08	03/21/23 19:15	1
Thallium	1.00	U	1.00		ug/L		03/20/23 09:08	03/21/23 19:15	1
Zinc	20.0	U	20.0		ug/L		03/20/23 09:08	03/21/23 19:15	1
Manganese	24.2		5.00		ug/L		03/20/23 09:08	03/21/23 19:15	1

Method: SW846 7470A - Mercury (CVAA)

Analyte	Result	Qualifier	RL	MDL	Unit	D	Prepared	Analyzed	Dil Fac
Mercury	0.200	U	0.200		ug/L		03/20/23 12:45	03/21/23 13:06	1

Client Sample Results

Client: South Carolina Public Service Authority
 Project/Site: 125915/JM02.09.G01.1/36500

Job ID: 680-232196-1

Client Sample ID: AF56436

Lab Sample ID: 680-232196-16

Date Collected: 02/28/23 10:19

Matrix: Water

Date Received: 03/17/23 10:30

Method: SW846 6010D - Metals (ICP)

Analyte	Result	Qualifier	RL	MDL	Unit	D	Prepared	Analyzed	Dil Fac
Lithium	50.0	U	50.0		ug/L		03/23/23 14:13	03/24/23 15:46	1

Method: SW846 6010D - Metals (ICP) - Total Recoverable

Analyte	Result	Qualifier	RL	MDL	Unit	D	Prepared	Analyzed	Dil Fac
Calcium	85500		500		ug/L		03/20/23 09:08	03/21/23 23:29	1
Iron	1170		100		ug/L		03/20/23 09:08	03/21/23 23:29	1
Magnesium	1970		500		ug/L		03/20/23 09:08	03/21/23 23:29	1
Molybdenum	10.0	U	10.0		ug/L		03/20/23 09:08	03/21/23 23:29	1
Potassium	1460		1000		ug/L		03/20/23 09:08	03/21/23 23:29	1
Selenium	20.0	U	20.0		ug/L		03/20/23 09:08	03/21/23 23:29	1
Sodium	4490		2000		ug/L		03/20/23 09:08	03/21/23 23:29	1

Method: SW846 6020B - Metals (ICP/MS) - Total Recoverable

Analyte	Result	Qualifier	RL	MDL	Unit	D	Prepared	Analyzed	Dil Fac
Aluminum	100	U	100		ug/L		03/20/23 09:08	03/21/23 19:19	1
Antimony	5.00	U	5.00		ug/L		03/20/23 09:08	03/21/23 19:19	1
Arsenic	3.00	U	3.00		ug/L		03/20/23 09:08	03/21/23 19:19	1
Barium	35.5		5.00		ug/L		03/20/23 09:08	03/21/23 19:19	1
Beryllium	0.500	U	0.500		ug/L		03/20/23 09:08	03/21/23 19:19	1
Cadmium	0.500	U	0.500		ug/L		03/20/23 09:08	03/21/23 19:19	1
Chromium	5.00	U	5.00		ug/L		03/20/23 09:08	03/21/23 19:19	1
Cobalt	0.500	U	0.500		ug/L		03/20/23 09:08	03/21/23 19:19	1
Copper	5.00	U	5.00		ug/L		03/20/23 09:08	03/21/23 19:19	1
Lead	2.50	U	2.50		ug/L		03/20/23 09:08	03/21/23 19:19	1
Nickel	5.00	U	5.00		ug/L		03/20/23 09:08	03/21/23 19:19	1
Silver	1.00	U	1.00		ug/L		03/20/23 09:08	03/21/23 19:19	1
Thallium	1.00	U	1.00		ug/L		03/20/23 09:08	03/21/23 19:19	1
Zinc	53.3		20.0		ug/L		03/20/23 09:08	03/21/23 19:19	1
Manganese	81.1		5.00		ug/L		03/20/23 09:08	03/21/23 19:19	1

Method: SW846 7470A - Mercury (CVAA)

Analyte	Result	Qualifier	RL	MDL	Unit	D	Prepared	Analyzed	Dil Fac
Mercury	0.200	U	0.200		ug/L		03/20/23 12:45	03/21/23 12:39	1

Client Sample Results

Client: South Carolina Public Service Authority
 Project/Site: 125915/JM02.09.G01.1/36500

Job ID: 680-232196-1

Client Sample ID: AF56437

Lab Sample ID: 680-232196-17

Date Collected: 02/28/23 10:24

Matrix: Water

Date Received: 03/17/23 10:30

Method: SW846 6010D - Metals (ICP)

Analyte	Result	Qualifier	RL	MDL	Unit	D	Prepared	Analyzed	Dil Fac
Lithium	50.0	U	50.0		ug/L		03/23/23 14:13	03/24/23 15:51	1

Method: SW846 6010D - Metals (ICP) - Total Recoverable

Analyte	Result	Qualifier	RL	MDL	Unit	D	Prepared	Analyzed	Dil Fac
Calcium	92300		500		ug/L		03/20/23 09:08	03/21/23 23:32	1
Iron	1310		100		ug/L		03/20/23 09:08	03/21/23 23:32	1
Magnesium	1710		500		ug/L		03/20/23 09:08	03/21/23 23:32	1
Molybdenum	10.0	U	10.0		ug/L		03/20/23 09:08	03/21/23 23:32	1
Potassium	1230		1000		ug/L		03/20/23 09:08	03/21/23 23:32	1
Selenium	20.0	U	20.0		ug/L		03/20/23 09:08	03/21/23 23:32	1
Sodium	3600		2000		ug/L		03/20/23 09:08	03/21/23 23:32	1

Method: SW846 6020B - Metals (ICP/MS) - Total Recoverable

Analyte	Result	Qualifier	RL	MDL	Unit	D	Prepared	Analyzed	Dil Fac
Aluminum	100	U	100		ug/L		03/20/23 09:08	03/21/23 19:31	1
Antimony	5.00	U	5.00		ug/L		03/20/23 09:08	03/21/23 19:31	1
Arsenic	3.00	U	3.00		ug/L		03/20/23 09:08	03/21/23 19:31	1
Barium	36.2		5.00		ug/L		03/20/23 09:08	03/21/23 19:31	1
Beryllium	0.500	U	0.500		ug/L		03/20/23 09:08	03/21/23 19:31	1
Cadmium	0.500	U	0.500		ug/L		03/20/23 09:08	03/21/23 19:31	1
Chromium	5.00	U	5.00		ug/L		03/20/23 09:08	03/21/23 19:31	1
Cobalt	0.500	U	0.500		ug/L		03/20/23 09:08	03/21/23 19:31	1
Copper	5.00	U	5.00		ug/L		03/20/23 09:08	03/21/23 19:31	1
Lead	2.50	U	2.50		ug/L		03/20/23 09:08	03/21/23 19:31	1
Nickel	5.00	U	5.00		ug/L		03/20/23 09:08	03/21/23 19:31	1
Silver	1.00	U	1.00		ug/L		03/20/23 09:08	03/21/23 19:31	1
Thallium	1.00	U	1.00		ug/L		03/20/23 09:08	03/21/23 19:31	1
Zinc	20.0	U	20.0		ug/L		03/20/23 09:08	03/21/23 19:31	1
Manganese	88.0		5.00		ug/L		03/20/23 09:08	03/21/23 19:31	1

Method: SW846 7470A - Mercury (CVAA)

Analyte	Result	Qualifier	RL	MDL	Unit	D	Prepared	Analyzed	Dil Fac
Mercury	0.200	U	0.200		ug/L		03/20/23 13:40	03/21/23 11:35	1

Client Sample Results

Client: South Carolina Public Service Authority
 Project/Site: 125915/JM02.09.G01.1/36500

Job ID: 680-232196-1

Client Sample ID: AF56438

Lab Sample ID: 680-232196-18

Date Collected: 02/28/23 14:31

Matrix: Water

Date Received: 03/17/23 10:30

Method: SW846 6010D - Metals (ICP)

Analyte	Result	Qualifier	RL	MDL	Unit	D	Prepared	Analyzed	Dil Fac
Lithium	50.0	U	50.0		ug/L		03/23/23 14:13	03/24/23 16:10	1

Method: SW846 6010D - Metals (ICP) - Total Recoverable

Analyte	Result	Qualifier	RL	MDL	Unit	D	Prepared	Analyzed	Dil Fac
Calcium	287000		500		ug/L		03/20/23 09:08	03/21/23 23:36	1
Iron	1800		100		ug/L		03/20/23 09:08	03/21/23 23:36	1
Magnesium	28000		500		ug/L		03/20/23 09:08	03/21/23 23:36	1
Molybdenum	10.0	U	10.0		ug/L		03/20/23 09:08	03/21/23 23:36	1
Potassium	6740		1000		ug/L		03/20/23 09:08	03/21/23 23:36	1
Selenium	20.0	U	20.0		ug/L		03/20/23 09:08	03/21/23 23:36	1
Sodium	17500		2000		ug/L		03/20/23 09:08	03/21/23 23:36	1

Method: SW846 6020B - Metals (ICP/MS) - Total Recoverable

Analyte	Result	Qualifier	RL	MDL	Unit	D	Prepared	Analyzed	Dil Fac
Aluminum	100	U	100		ug/L		03/20/23 09:08	03/21/23 19:35	1
Antimony	5.00	U	5.00		ug/L		03/20/23 09:08	03/21/23 19:35	1
Arsenic	3.00	U	3.00		ug/L		03/20/23 09:08	03/21/23 19:35	1
Barium	34.9		5.00		ug/L		03/20/23 09:08	03/21/23 19:35	1
Beryllium	0.500	U	0.500		ug/L		03/20/23 09:08	03/21/23 19:35	1
Cadmium	0.500	U	0.500		ug/L		03/20/23 09:08	03/21/23 19:35	1
Chromium	5.00	U	5.00		ug/L		03/20/23 09:08	03/21/23 19:35	1
Cobalt	0.500	U	0.500		ug/L		03/20/23 09:08	03/21/23 19:35	1
Copper	5.00	U	5.00		ug/L		03/20/23 09:08	03/21/23 19:35	1
Lead	2.50	U	2.50		ug/L		03/20/23 09:08	03/21/23 19:35	1
Nickel	5.00	U	5.00		ug/L		03/20/23 09:08	03/21/23 19:35	1
Silver	1.00	U	1.00		ug/L		03/20/23 09:08	03/21/23 19:35	1
Thallium	1.00	U	1.00		ug/L		03/20/23 09:08	03/21/23 19:35	1
Zinc	20.0	U	20.0		ug/L		03/20/23 09:08	03/21/23 19:35	1
Manganese	495		5.00		ug/L		03/20/23 09:08	03/21/23 19:35	1

Method: SW846 7470A - Mercury (CVAA)

Analyte	Result	Qualifier	RL	MDL	Unit	D	Prepared	Analyzed	Dil Fac
Mercury	0.200	U	0.200		ug/L		03/20/23 13:40	03/21/23 11:32	1

Client Sample Results

Client: South Carolina Public Service Authority
 Project/Site: 125915/JM02.09.G01.1/36500

Job ID: 680-232196-1

Client Sample ID: AF56409

Lab Sample ID: 680-232196-19

Date Collected: 03/06/23 12:14

Matrix: Water

Date Received: 03/17/23 10:30

Method: SW846 6010D - Metals (ICP)

Analyte	Result	Qualifier	RL	MDL	Unit	D	Prepared	Analyzed	Dil Fac
Lithium	104		50.0		ug/L		03/23/23 14:13	03/24/23 16:14	1

Method: SW846 6010D - Metals (ICP) - Total Recoverable

Analyte	Result	Qualifier	RL	MDL	Unit	D	Prepared	Analyzed	Dil Fac
Calcium	1150000		5000		ug/L		03/20/23 09:08	03/22/23 11:50	10
Iron	100	U	100		ug/L		03/20/23 09:08	03/21/23 23:39	1
Magnesium	31700		500		ug/L		03/20/23 09:08	03/21/23 23:39	1
Molybdenum	10.0	U	10.0		ug/L		03/20/23 09:08	03/21/23 23:39	1
Potassium	15800		1000		ug/L		03/20/23 09:08	03/21/23 23:39	1
Selenium	20.0	U	20.0		ug/L		03/20/23 09:08	03/21/23 23:39	1
Sodium	144000		2000		ug/L		03/20/23 09:08	03/21/23 23:39	1

Method: SW846 6020B - Metals (ICP/MS) - Total Recoverable

Analyte	Result	Qualifier	RL	MDL	Unit	D	Prepared	Analyzed	Dil Fac
Aluminum	100	U	100		ug/L		03/20/23 09:08	03/21/23 19:39	1
Antimony	5.00	U	5.00		ug/L		03/20/23 09:08	03/21/23 19:39	1
Arsenic	13.8		3.00		ug/L		03/20/23 09:08	03/21/23 19:39	1
Barium	57.7		5.00		ug/L		03/20/23 09:08	03/21/23 19:39	1
Beryllium	0.500	U	0.500		ug/L		03/20/23 09:08	03/21/23 19:39	1
Cadmium	0.500	U	0.500		ug/L		03/20/23 09:08	03/21/23 19:39	1
Chromium	5.00	U	5.00		ug/L		03/20/23 09:08	03/21/23 19:39	1
Cobalt	0.500	U	0.500		ug/L		03/20/23 09:08	03/21/23 19:39	1
Copper	5.00	U	5.00		ug/L		03/20/23 09:08	03/21/23 19:39	1
Lead	2.50	U	2.50		ug/L		03/20/23 09:08	03/21/23 19:39	1
Nickel	5.00	U	5.00		ug/L		03/20/23 09:08	03/21/23 19:39	1
Silver	1.00	U	1.00		ug/L		03/20/23 09:08	03/21/23 19:39	1
Thallium	1.00	U	1.00		ug/L		03/20/23 09:08	03/21/23 19:39	1
Zinc	20.0	U	20.0		ug/L		03/20/23 09:08	03/21/23 19:39	1
Manganese	6.96		5.00		ug/L		03/20/23 09:08	03/21/23 19:39	1

Method: SW846 7470A - Mercury (CVAA)

Analyte	Result	Qualifier	RL	MDL	Unit	D	Prepared	Analyzed	Dil Fac
Mercury	0.200	U	0.200		ug/L		03/20/23 13:40	03/21/23 11:12	1

Client Sample Results

Client: South Carolina Public Service Authority
 Project/Site: 125915/JM02.09.G01.1/36500

Job ID: 680-232196-1

Client Sample ID: AF56410

Lab Sample ID: 680-232196-20

Date Collected: 03/06/23 12:19

Matrix: Water

Date Received: 03/17/23 10:30

Method: SW846 6010D - Metals (ICP)

Analyte	Result	Qualifier	RL	MDL	Unit	D	Prepared	Analyzed	Dil Fac
Lithium	128		50.0		ug/L		03/23/23 14:13	03/24/23 16:19	1

Method: SW846 6010D - Metals (ICP) - Total Recoverable

Analyte	Result	Qualifier	RL	MDL	Unit	D	Prepared	Analyzed	Dil Fac
Calcium	1130000		5000		ug/L		03/20/23 09:08	03/22/23 11:53	10
Iron	100	U	100		ug/L		03/20/23 09:08	03/21/23 23:42	1
Magnesium	30600		500		ug/L		03/20/23 09:08	03/21/23 23:42	1
Molybdenum	10.0	U	10.0		ug/L		03/20/23 09:08	03/21/23 23:42	1
Potassium	15400		1000		ug/L		03/20/23 09:08	03/21/23 23:42	1
Selenium	20.0	U	20.0		ug/L		03/20/23 09:08	03/21/23 23:42	1
Sodium	138000		2000		ug/L		03/20/23 09:08	03/21/23 23:42	1

Method: SW846 6020B - Metals (ICP/MS) - Total Recoverable

Analyte	Result	Qualifier	RL	MDL	Unit	D	Prepared	Analyzed	Dil Fac
Aluminum	100	U	100		ug/L		03/20/23 09:08	03/21/23 19:43	1
Antimony	5.00	U	5.00		ug/L		03/20/23 09:08	03/21/23 19:43	1
Arsenic	12.6		3.00		ug/L		03/20/23 09:08	03/21/23 19:43	1
Barium	52.0		5.00		ug/L		03/20/23 09:08	03/21/23 19:43	1
Beryllium	0.500	U	0.500		ug/L		03/20/23 09:08	03/21/23 19:43	1
Cadmium	0.500	U	0.500		ug/L		03/20/23 09:08	03/21/23 19:43	1
Chromium	5.00	U	5.00		ug/L		03/20/23 09:08	03/21/23 19:43	1
Cobalt	0.500	U	0.500		ug/L		03/20/23 09:08	03/21/23 19:43	1
Copper	5.00	U	5.00		ug/L		03/20/23 09:08	03/21/23 19:43	1
Lead	2.50	U	2.50		ug/L		03/20/23 09:08	03/21/23 19:43	1
Nickel	5.00	U	5.00		ug/L		03/20/23 09:08	03/21/23 19:43	1
Silver	1.00	U	1.00		ug/L		03/20/23 09:08	03/21/23 19:43	1
Thallium	1.00	U	1.00		ug/L		03/20/23 09:08	03/21/23 19:43	1
Zinc	20.0	U	20.0		ug/L		03/20/23 09:08	03/21/23 19:43	1
Manganese	7.61		5.00		ug/L		03/20/23 09:08	03/21/23 19:43	1

Method: SW846 7470A - Mercury (CVAA)

Analyte	Result	Qualifier	RL	MDL	Unit	D	Prepared	Analyzed	Dil Fac
Mercury	0.200	U	0.200		ug/L		03/20/23 13:40	03/21/23 10:59	1

Client Sample Results

Client: South Carolina Public Service Authority
 Project/Site: 125915/JM02.09.G01.1/36500

Job ID: 680-232196-1

Client Sample ID: AF56411

Lab Sample ID: 680-232196-21

Date Collected: 03/06/23 11:08

Matrix: Water

Date Received: 03/17/23 10:30

Method: SW846 6010D - Metals (ICP)

Analyte	Result	Qualifier	RL	MDL	Unit	D	Prepared	Analyzed	Dil Fac
Lithium	77.1		50.0		ug/L		03/23/23 14:15	03/24/23 16:42	1

Method: SW846 6010D - Metals (ICP) - Total Recoverable

Analyte	Result	Qualifier	RL	MDL	Unit	D	Prepared	Analyzed	Dil Fac
Calcium	796000		5000		ug/L		03/20/23 09:08	03/22/23 11:56	10
Iron	100	U	100		ug/L		03/20/23 09:08	03/21/23 20:50	1
Magnesium	40800		500		ug/L		03/20/23 09:08	03/21/23 20:50	1
Molybdenum	10.0	U	10.0		ug/L		03/20/23 09:08	03/21/23 20:50	1
Potassium	13000		1000		ug/L		03/20/23 09:08	03/21/23 20:50	1
Selenium	20.0	U F2 F1	20.0		ug/L		03/20/23 09:08	03/21/23 20:50	1
Sodium	121000		2000		ug/L		03/20/23 09:08	03/21/23 20:50	1

Method: SW846 6020B - Metals (ICP/MS) - Total Recoverable

Analyte	Result	Qualifier	RL	MDL	Unit	D	Prepared	Analyzed	Dil Fac
Aluminum	100	U	100		ug/L		03/20/23 09:08	03/21/23 20:02	1
Antimony	5.00	U	5.00		ug/L		03/20/23 09:08	03/21/23 20:02	1
Arsenic	8.18		3.00		ug/L		03/20/23 09:08	03/21/23 20:02	1
Barium	95.4		5.00		ug/L		03/20/23 09:08	03/21/23 20:02	1
Beryllium	0.500	U	0.500		ug/L		03/20/23 09:08	03/21/23 20:02	1
Cadmium	0.500	U	0.500		ug/L		03/20/23 09:08	03/21/23 20:02	1
Chromium	5.00	U	5.00		ug/L		03/20/23 09:08	03/21/23 20:02	1
Cobalt	0.500	U	0.500		ug/L		03/20/23 09:08	03/21/23 20:02	1
Copper	5.00	U	5.00		ug/L		03/20/23 09:08	03/21/23 20:02	1
Lead	2.50	U	2.50		ug/L		03/20/23 09:08	03/21/23 20:02	1
Nickel	5.00	U	5.00		ug/L		03/20/23 09:08	03/21/23 20:02	1
Silver	1.00	U	1.00		ug/L		03/20/23 09:08	03/21/23 20:02	1
Thallium	1.00	U F1	1.00		ug/L		03/20/23 09:08	03/21/23 20:02	1
Zinc	199	F1	20.0		ug/L		03/20/23 09:08	03/21/23 20:02	1
Manganese	101		5.00		ug/L		03/20/23 09:08	03/21/23 20:02	1

Method: SW846 7470A - Mercury (CVAA)

Analyte	Result	Qualifier	RL	MDL	Unit	D	Prepared	Analyzed	Dil Fac
Mercury	0.200	U	0.200		ug/L		03/20/23 13:40	03/21/23 10:38	1

Client Sample Results

Client: South Carolina Public Service Authority
 Project/Site: 125915/JM02.09.G01.1/36500

Job ID: 680-232196-1

Client Sample ID: AF56412

Lab Sample ID: 680-232196-22

Date Collected: 03/06/23 15:15

Matrix: Water

Date Received: 03/17/23 10:30

Method: SW846 6010D - Metals (ICP)

Analyte	Result	Qualifier	RL	MDL	Unit	D	Prepared	Analyzed	Dil Fac
Lithium	51.5		50.0		ug/L		03/23/23 14:15	03/24/23 16:51	1

Method: SW846 6010D - Metals (ICP) - Total Recoverable

Analyte	Result	Qualifier	RL	MDL	Unit	D	Prepared	Analyzed	Dil Fac
Calcium	701000		500		ug/L		03/20/23 09:08	03/21/23 21:00	1
Iron	14700		100		ug/L		03/20/23 09:08	03/21/23 21:00	1
Magnesium	30200		500		ug/L		03/20/23 09:08	03/21/23 21:00	1
Molybdenum	10.0	U	10.0		ug/L		03/20/23 09:08	03/21/23 21:00	1
Potassium	7240		1000		ug/L		03/20/23 09:08	03/21/23 21:00	1
Selenium	20.0	U	20.0		ug/L		03/20/23 09:08	03/21/23 21:00	1
Sodium	108000		2000		ug/L		03/20/23 09:08	03/21/23 21:00	1

Method: SW846 6020B - Metals (ICP/MS) - Total Recoverable

Analyte	Result	Qualifier	RL	MDL	Unit	D	Prepared	Analyzed	Dil Fac
Aluminum	100	U	100		ug/L		03/20/23 09:08	03/21/23 20:14	1
Antimony	5.00	U	5.00		ug/L		03/20/23 09:08	03/21/23 20:14	1
Arsenic	4.94		3.00		ug/L		03/20/23 09:08	03/21/23 20:14	1
Barium	165		5.00		ug/L		03/20/23 09:08	03/21/23 20:14	1
Beryllium	0.500	U	0.500		ug/L		03/20/23 09:08	03/21/23 20:14	1
Cadmium	0.500	U	0.500		ug/L		03/20/23 09:08	03/21/23 20:14	1
Chromium	5.00	U	5.00		ug/L		03/20/23 09:08	03/21/23 20:14	1
Cobalt	0.500	U	0.500		ug/L		03/20/23 09:08	03/21/23 20:14	1
Copper	5.00	U	5.00		ug/L		03/20/23 09:08	03/21/23 20:14	1
Lead	2.50	U	2.50		ug/L		03/20/23 09:08	03/21/23 20:14	1
Nickel	5.00	U	5.00		ug/L		03/20/23 09:08	03/21/23 20:14	1
Silver	1.00	U	1.00		ug/L		03/20/23 09:08	03/21/23 20:14	1
Thallium	1.00	U	1.00		ug/L		03/20/23 09:08	03/21/23 20:14	1
Zinc	20.0	U	20.0		ug/L		03/20/23 09:08	03/21/23 20:14	1
Manganese	355		5.00		ug/L		03/20/23 09:08	03/21/23 20:14	1

Method: SW846 7470A - Mercury (CVAA)

Analyte	Result	Qualifier	RL	MDL	Unit	D	Prepared	Analyzed	Dil Fac
Mercury	0.200	U	0.200		ug/L		03/20/23 13:40	03/21/23 14:20	1

Client Sample Results

Client: South Carolina Public Service Authority
 Project/Site: 125915/JM02.09.G01.1/36500

Job ID: 680-232196-1

Client Sample ID: AF56413

Lab Sample ID: 680-232196-23

Date Collected: 03/06/23 13:41

Matrix: Water

Date Received: 03/17/23 10:30

Method: SW846 6010D - Metals (ICP)

Analyte	Result	Qualifier	RL	MDL	Unit	D	Prepared	Analyzed	Dil Fac
Lithium	50.0	U	50.0		ug/L		03/23/23 14:15	03/24/23 17:23	1

Method: SW846 6010D - Metals (ICP) - Total Recoverable

Analyte	Result	Qualifier	RL	MDL	Unit	D	Prepared	Analyzed	Dil Fac
Calcium	163000		500		ug/L		03/20/23 09:08	03/21/23 21:03	1
Iron	10100		100		ug/L		03/20/23 09:08	03/21/23 21:03	1
Magnesium	11200		500		ug/L		03/20/23 09:08	03/21/23 21:03	1
Molybdenum	10.0	U	10.0		ug/L		03/20/23 09:08	03/21/23 21:03	1
Potassium	5010		1000		ug/L		03/20/23 09:08	03/21/23 21:03	1
Selenium	20.0	U	20.0		ug/L		03/20/23 09:08	03/21/23 21:03	1
Sodium	72500		2000		ug/L		03/20/23 09:08	03/21/23 21:03	1

Method: SW846 6020B - Metals (ICP/MS) - Total Recoverable

Analyte	Result	Qualifier	RL	MDL	Unit	D	Prepared	Analyzed	Dil Fac
Aluminum	100	U	100		ug/L		03/20/23 09:08	03/21/23 20:18	1
Antimony	5.00	U	5.00		ug/L		03/20/23 09:08	03/21/23 20:18	1
Arsenic	3.00	U	3.00		ug/L		03/20/23 09:08	03/21/23 20:18	1
Barium	88.7		5.00		ug/L		03/20/23 09:08	03/21/23 20:18	1
Beryllium	0.500	U	0.500		ug/L		03/20/23 09:08	03/21/23 20:18	1
Cadmium	0.500	U	0.500		ug/L		03/20/23 09:08	03/21/23 20:18	1
Chromium	5.00	U	5.00		ug/L		03/20/23 09:08	03/21/23 20:18	1
Cobalt	0.870		0.500		ug/L		03/20/23 09:08	03/21/23 20:18	1
Copper	5.00	U	5.00		ug/L		03/20/23 09:08	03/21/23 20:18	1
Lead	2.50	U	2.50		ug/L		03/20/23 09:08	03/21/23 20:18	1
Nickel	5.00	U	5.00		ug/L		03/20/23 09:08	03/21/23 20:18	1
Silver	1.00	U	1.00		ug/L		03/20/23 09:08	03/21/23 20:18	1
Thallium	1.00	U	1.00		ug/L		03/20/23 09:08	03/21/23 20:18	1
Zinc	20.0	U	20.0		ug/L		03/20/23 09:08	03/21/23 20:18	1
Manganese	235		5.00		ug/L		03/20/23 09:08	03/21/23 20:18	1

Method: SW846 7470A - Mercury (CVAA)

Analyte	Result	Qualifier	RL	MDL	Unit	D	Prepared	Analyzed	Dil Fac
Mercury	0.200	U	0.200		ug/L		03/20/23 12:45	03/21/23 13:46	1

Client Sample Results

Client: South Carolina Public Service Authority
 Project/Site: 125915/JM02.09.G01.1/36500

Job ID: 680-232196-1

Client Sample ID: AF56430

Lab Sample ID: 680-232196-24

Date Collected: 03/06/23 10:10

Matrix: Water

Date Received: 03/17/23 10:30

Method: SW846 6010D - Metals (ICP)

Analyte	Result	Qualifier	RL	MDL	Unit	D	Prepared	Analyzed	Dil Fac
Lithium	50.0	U	50.0		ug/L		03/23/23 14:15	03/24/23 17:28	1

Method: SW846 6010D - Metals (ICP) - Total Recoverable

Analyte	Result	Qualifier	RL	MDL	Unit	D	Prepared	Analyzed	Dil Fac
Calcium	446000		500		ug/L		03/20/23 09:08	03/21/23 21:06	1
Iron	33300		100		ug/L		03/20/23 09:08	03/21/23 21:06	1
Magnesium	72500		500		ug/L		03/20/23 09:08	03/21/23 21:06	1
Molybdenum	10.0	U	10.0		ug/L		03/20/23 09:08	03/21/23 21:06	1
Potassium	6540		1000		ug/L		03/20/23 09:08	03/21/23 21:06	1
Selenium	20.0	U	20.0		ug/L		03/20/23 09:08	03/21/23 21:06	1
Sodium	87200		2000		ug/L		03/20/23 09:08	03/21/23 21:06	1

Method: SW846 6020B - Metals (ICP/MS) - Total Recoverable

Analyte	Result	Qualifier	RL	MDL	Unit	D	Prepared	Analyzed	Dil Fac
Aluminum	100	U	100		ug/L		03/20/23 09:08	03/21/23 20:22	1
Antimony	5.00	U	5.00		ug/L		03/20/23 09:08	03/21/23 20:22	1
Arsenic	3.00	U	3.00		ug/L		03/20/23 09:08	03/21/23 20:22	1
Barium	36.3		5.00		ug/L		03/20/23 09:08	03/21/23 20:22	1
Beryllium	0.500	U	0.500		ug/L		03/20/23 09:08	03/21/23 20:22	1
Cadmium	0.500	U	0.500		ug/L		03/20/23 09:08	03/21/23 20:22	1
Chromium	5.00	U	5.00		ug/L		03/20/23 09:08	03/21/23 20:22	1
Cobalt	6.51		0.500		ug/L		03/20/23 09:08	03/21/23 20:22	1
Copper	5.00	U	5.00		ug/L		03/20/23 09:08	03/21/23 20:22	1
Lead	2.50	U	2.50		ug/L		03/20/23 09:08	03/21/23 20:22	1
Nickel	5.00	U	5.00		ug/L		03/20/23 09:08	03/21/23 20:22	1
Silver	1.00	U	1.00		ug/L		03/20/23 09:08	03/21/23 20:22	1
Thallium	1.00	U	1.00		ug/L		03/20/23 09:08	03/21/23 20:22	1
Zinc	20.0	U	20.0		ug/L		03/20/23 09:08	03/21/23 20:22	1
Manganese	3770		5.00		ug/L		03/20/23 09:08	03/21/23 20:22	1

Method: SW846 7470A - Mercury (CVAA)

Analyte	Result	Qualifier	RL	MDL	Unit	D	Prepared	Analyzed	Dil Fac
Mercury	0.200	U	0.200		ug/L		03/20/23 12:45	03/21/23 14:10	1

Client Sample Results

Client: South Carolina Public Service Authority
 Project/Site: 125915/JM02.09.G01.1/36500

Job ID: 680-232196-1

Client Sample ID: AF56406

Lab Sample ID: 680-232196-25

Date Collected: 03/09/23 10:29

Matrix: Water

Date Received: 03/17/23 10:30

Method: SW846 6010D - Metals (ICP)

Analyte	Result	Qualifier	RL	MDL	Unit	D	Prepared	Analyzed	Dil Fac
Lithium	50.0	U	50.0		ug/L		03/23/23 14:15	03/24/23 17:33	1

Method: SW846 6010D - Metals (ICP) - Total Recoverable

Analyte	Result	Qualifier	RL	MDL	Unit	D	Prepared	Analyzed	Dil Fac
Calcium	203000		500		ug/L		03/20/23 09:08	03/21/23 21:09	1
Iron	1450		100		ug/L		03/20/23 09:08	03/21/23 21:09	1
Magnesium	18100		500		ug/L		03/20/23 09:08	03/21/23 21:09	1
Molybdenum	10.0	U	10.0		ug/L		03/20/23 09:08	03/21/23 21:09	1
Potassium	4990		1000		ug/L		03/20/23 09:08	03/21/23 21:09	1
Selenium	20.0	U	20.0		ug/L		03/20/23 09:08	03/21/23 21:09	1
Sodium	45500		2000		ug/L		03/20/23 09:08	03/21/23 21:09	1

Method: SW846 6020B - Metals (ICP/MS) - Total Recoverable

Analyte	Result	Qualifier	RL	MDL	Unit	D	Prepared	Analyzed	Dil Fac
Aluminum	1940		100		ug/L		03/20/23 09:08	03/21/23 20:26	1
Antimony	5.00	U	5.00		ug/L		03/20/23 09:08	03/21/23 20:26	1
Arsenic	3.00	U	3.00		ug/L		03/20/23 09:08	03/21/23 20:26	1
Barium	36.4		5.00		ug/L		03/20/23 09:08	03/21/23 20:26	1
Beryllium	0.500	U	0.500		ug/L		03/20/23 09:08	03/21/23 20:26	1
Cadmium	0.500	U	0.500		ug/L		03/20/23 09:08	03/21/23 20:26	1
Chromium	5.00	U	5.00		ug/L		03/20/23 09:08	03/21/23 20:26	1
Cobalt	1.84		0.500		ug/L		03/20/23 09:08	03/21/23 20:26	1
Copper	5.00	U	5.00		ug/L		03/20/23 09:08	03/21/23 20:26	1
Lead	2.50	U	2.50		ug/L		03/20/23 09:08	03/21/23 20:26	1
Nickel	5.00	U	5.00		ug/L		03/20/23 09:08	03/21/23 20:26	1
Silver	1.00	U	1.00		ug/L		03/20/23 09:08	03/21/23 20:26	1
Thallium	1.00	U	1.00		ug/L		03/20/23 09:08	03/21/23 20:26	1
Zinc	45.6		20.0		ug/L		03/20/23 09:08	03/21/23 20:26	1
Manganese	183		5.00		ug/L		03/20/23 09:08	03/21/23 20:26	1

Method: SW846 7470A - Mercury (CVAA)

Analyte	Result	Qualifier	RL	MDL	Unit	D	Prepared	Analyzed	Dil Fac
Mercury	0.200	U	0.200		ug/L		03/20/23 12:45	03/21/23 13:13	1

Client Sample Results

Client: South Carolina Public Service Authority
 Project/Site: 125915/JM02.09.G01.1/36500

Job ID: 680-232196-1

Client Sample ID: AF56407

Lab Sample ID: 680-232196-26

Date Collected: 03/09/23 10:34

Matrix: Water

Date Received: 03/17/23 10:30

Method: SW846 6010D - Metals (ICP)

Analyte	Result	Qualifier	RL	MDL	Unit	D	Prepared	Analyzed	Dil Fac
Lithium	100	U	100		ug/L		03/23/23 14:15	03/24/23 17:38	1

Method: SW846 6010D - Metals (ICP) - Total Recoverable

Analyte	Result	Qualifier	RL	MDL	Unit	D	Prepared	Analyzed	Dil Fac
Calcium	207000		500		ug/L		03/20/23 09:08	03/21/23 21:13	1
Iron	1440		100		ug/L		03/20/23 09:08	03/21/23 21:13	1
Magnesium	18200		500		ug/L		03/20/23 09:08	03/21/23 21:13	1
Molybdenum	10.0	U	10.0		ug/L		03/20/23 09:08	03/21/23 21:13	1
Potassium	5150		1000		ug/L		03/20/23 09:08	03/21/23 21:13	1
Selenium	20.0	U	20.0		ug/L		03/20/23 09:08	03/21/23 21:13	1
Sodium	46200		2000		ug/L		03/20/23 09:08	03/21/23 21:13	1

Method: SW846 6020B - Metals (ICP/MS) - Total Recoverable

Analyte	Result	Qualifier	RL	MDL	Unit	D	Prepared	Analyzed	Dil Fac
Aluminum	2090		100		ug/L		03/20/23 09:08	03/21/23 20:30	1
Antimony	5.00	U	5.00		ug/L		03/20/23 09:08	03/21/23 20:30	1
Arsenic	3.00	U	3.00		ug/L		03/20/23 09:08	03/21/23 20:30	1
Barium	36.9		5.00		ug/L		03/20/23 09:08	03/21/23 20:30	1
Beryllium	0.500	U	0.500		ug/L		03/20/23 09:08	03/21/23 20:30	1
Cadmium	0.500	U	0.500		ug/L		03/20/23 09:08	03/21/23 20:30	1
Chromium	5.00	U	5.00		ug/L		03/20/23 09:08	03/21/23 20:30	1
Cobalt	1.65		0.500		ug/L		03/20/23 09:08	03/21/23 20:30	1
Copper	5.00	U	5.00		ug/L		03/20/23 09:08	03/21/23 20:30	1
Lead	2.50	U	2.50		ug/L		03/20/23 09:08	03/21/23 20:30	1
Nickel	5.00	U	5.00		ug/L		03/20/23 09:08	03/21/23 20:30	1
Silver	1.00	U	1.00		ug/L		03/20/23 09:08	03/21/23 20:30	1
Thallium	1.00	U	1.00		ug/L		03/20/23 09:08	03/21/23 20:30	1
Zinc	29.1		20.0		ug/L		03/20/23 09:08	03/21/23 20:30	1
Manganese	207		5.00		ug/L		03/20/23 09:08	03/21/23 20:30	1

Method: SW846 7470A - Mercury (CVAA)

Analyte	Result	Qualifier	RL	MDL	Unit	D	Prepared	Analyzed	Dil Fac
Mercury	0.200	U	0.200		ug/L		03/20/23 12:45	03/21/23 13:03	1

Client Sample Results

Client: South Carolina Public Service Authority
 Project/Site: 125915/JM02.09.G01.1/36500

Job ID: 680-232196-1

Client Sample ID: AF56418

Lab Sample ID: 680-232196-27

Date Collected: 03/09/23 12:07

Matrix: Water

Date Received: 03/17/23 10:30

Method: SW846 6010D - Metals (ICP)

Analyte	Result	Qualifier	RL	MDL	Unit	D	Prepared	Analyzed	Dil Fac
Lithium	76.7		50.0		ug/L		03/23/23 14:15	03/24/23 17:42	1

Method: SW846 6010D - Metals (ICP) - Total Recoverable

Analyte	Result	Qualifier	RL	MDL	Unit	D	Prepared	Analyzed	Dil Fac
Calcium	94400		500		ug/L		03/20/23 09:08	03/21/23 21:22	1
Iron	840		100		ug/L		03/20/23 09:08	03/21/23 21:22	1
Magnesium	7510		500		ug/L		03/20/23 09:08	03/21/23 21:22	1
Molybdenum	90.2		10.0		ug/L		03/20/23 09:08	03/21/23 21:22	1
Potassium	7420		1000		ug/L		03/20/23 09:08	03/21/23 21:22	1
Selenium	20.0	U	20.0		ug/L		03/20/23 09:08	03/21/23 21:22	1
Sodium	25200		2000		ug/L		03/20/23 09:08	03/21/23 21:22	1

Method: SW846 6020B - Metals (ICP/MS) - Total Recoverable

Analyte	Result	Qualifier	RL	MDL	Unit	D	Prepared	Analyzed	Dil Fac
Aluminum	134		100		ug/L		03/20/23 09:08	03/21/23 20:41	1
Antimony	5.00	U	5.00		ug/L		03/20/23 09:08	03/21/23 20:41	1
Arsenic	249		3.00		ug/L		03/20/23 09:08	03/21/23 20:41	1
Barium	127		5.00		ug/L		03/20/23 09:08	03/21/23 20:41	1
Beryllium	0.500	U	0.500		ug/L		03/20/23 09:08	03/21/23 20:41	1
Cadmium	0.500	U	0.500		ug/L		03/20/23 09:08	03/21/23 20:41	1
Chromium	5.00	U	5.00		ug/L		03/20/23 09:08	03/21/23 20:41	1
Cobalt	2.17		0.500		ug/L		03/20/23 09:08	03/21/23 20:41	1
Copper	5.00	U	5.00		ug/L		03/20/23 09:08	03/21/23 20:41	1
Lead	2.50	U	2.50		ug/L		03/20/23 09:08	03/21/23 20:41	1
Nickel	5.00	U	5.00		ug/L		03/20/23 09:08	03/21/23 20:41	1
Silver	1.00	U	1.00		ug/L		03/20/23 09:08	03/21/23 20:41	1
Thallium	1.00	U	1.00		ug/L		03/20/23 09:08	03/21/23 20:41	1
Zinc	20.0	U	20.0		ug/L		03/20/23 09:08	03/21/23 20:41	1
Manganese	113		5.00		ug/L		03/20/23 09:08	03/21/23 20:41	1

Method: SW846 7470A - Mercury (CVAA)

Analyte	Result	Qualifier	RL	MDL	Unit	D	Prepared	Analyzed	Dil Fac
Mercury	0.200	U	0.200		ug/L		03/20/23 12:45	03/21/23 12:36	1

Client Sample Results

Client: South Carolina Public Service Authority
 Project/Site: 125915/JM02.09.G01.1/36500

Job ID: 680-232196-1

Client Sample ID: AF56422

Lab Sample ID: 680-232196-28

Date Collected: 03/09/23 13:19

Matrix: Water

Date Received: 03/17/23 10:30

Method: SW846 6010D - Metals (ICP)

Analyte	Result	Qualifier	RL	MDL	Unit	D	Prepared	Analyzed	Dil Fac
Lithium	50.0	U	50.0		ug/L		03/23/23 14:15	03/24/23 17:47	1

Method: SW846 6010D - Metals (ICP) - Total Recoverable

Analyte	Result	Qualifier	RL	MDL	Unit	D	Prepared	Analyzed	Dil Fac
Calcium	250000		500		ug/L		03/20/23 09:08	03/21/23 21:26	1
Iron	15600		100		ug/L		03/20/23 09:08	03/21/23 21:26	1
Magnesium	9000		500		ug/L		03/20/23 09:08	03/21/23 21:26	1
Molybdenum	10.0	U	10.0		ug/L		03/20/23 09:08	03/21/23 21:26	1
Potassium	3920		1000		ug/L		03/20/23 09:08	03/21/23 21:26	1
Selenium	20.0	U	20.0		ug/L		03/20/23 09:08	03/21/23 21:26	1
Sodium	74400		2000		ug/L		03/20/23 09:08	03/21/23 21:26	1

Method: SW846 6020B - Metals (ICP/MS) - Total Recoverable

Analyte	Result	Qualifier	RL	MDL	Unit	D	Prepared	Analyzed	Dil Fac
Aluminum	100	U	100		ug/L		03/20/23 09:08	03/21/23 20:45	1
Antimony	5.00	U	5.00		ug/L		03/20/23 09:08	03/21/23 20:45	1
Arsenic	8.53		3.00		ug/L		03/20/23 09:08	03/21/23 20:45	1
Barium	121		5.00		ug/L		03/20/23 09:08	03/21/23 20:45	1
Beryllium	0.500	U	0.500		ug/L		03/20/23 09:08	03/21/23 20:45	1
Cadmium	0.500	U	0.500		ug/L		03/20/23 09:08	03/21/23 20:45	1
Chromium	5.00	U	5.00		ug/L		03/20/23 09:08	03/21/23 20:45	1
Cobalt	0.500	U	0.500		ug/L		03/20/23 09:08	03/21/23 20:45	1
Copper	5.00	U	5.00		ug/L		03/20/23 09:08	03/21/23 20:45	1
Lead	2.50	U	2.50		ug/L		03/20/23 09:08	03/21/23 20:45	1
Nickel	5.00	U	5.00		ug/L		03/20/23 09:08	03/21/23 20:45	1
Silver	1.00	U	1.00		ug/L		03/20/23 09:08	03/21/23 20:45	1
Thallium	1.00	U	1.00		ug/L		03/20/23 09:08	03/21/23 20:45	1
Zinc	37.7		20.0		ug/L		03/20/23 09:08	03/21/23 20:45	1
Manganese	272		5.00		ug/L		03/20/23 09:08	03/21/23 20:45	1

Method: SW846 7470A - Mercury (CVAA)

Analyte	Result	Qualifier	RL	MDL	Unit	D	Prepared	Analyzed	Dil Fac
Mercury	0.200	U	0.200		ug/L		03/20/23 13:40	03/21/23 14:24	1

Client Sample Results

Client: South Carolina Public Service Authority
 Project/Site: 125915/JM02.09.G01.1/36500

Job ID: 680-232196-1

Client Sample ID: AF56419

Lab Sample ID: 680-232196-29

Date Collected: 03/07/23 14:51

Matrix: Water

Date Received: 03/17/23 10:30

Method: SW846 6010D - Metals (ICP)

Analyte	Result	Qualifier	RL	MDL	Unit	D	Prepared	Analyzed	Dil Fac
Lithium	234		50.0		ug/L		03/23/23 14:15	03/24/23 17:52	1

Method: SW846 6010D - Metals (ICP) - Total Recoverable

Analyte	Result	Qualifier	RL	MDL	Unit	D	Prepared	Analyzed	Dil Fac
Calcium	601000		500		ug/L		03/20/23 09:08	03/21/23 21:29	1
Iron	19700		100		ug/L		03/20/23 09:08	03/21/23 21:29	1
Magnesium	88700		500		ug/L		03/20/23 09:08	03/21/23 21:29	1
Molybdenum	94.7		10.0		ug/L		03/20/23 09:08	03/21/23 21:29	1
Potassium	22200		1000		ug/L		03/20/23 09:08	03/21/23 21:29	1
Selenium	20.0	U	20.0		ug/L		03/20/23 09:08	03/21/23 21:29	1
Sodium	44900		2000		ug/L		03/20/23 09:08	03/21/23 21:29	1

Method: SW846 6020B - Metals (ICP/MS) - Total Recoverable

Analyte	Result	Qualifier	RL	MDL	Unit	D	Prepared	Analyzed	Dil Fac
Aluminum	672		100		ug/L		03/20/23 09:08	03/21/23 20:49	1
Antimony	5.00	U	5.00		ug/L		03/20/23 09:08	03/21/23 20:49	1
Arsenic	474		3.00		ug/L		03/20/23 09:08	03/21/23 20:49	1
Barium	83.9		5.00		ug/L		03/20/23 09:08	03/21/23 20:49	1
Beryllium	0.500	U	0.500		ug/L		03/20/23 09:08	03/21/23 20:49	1
Cadmium	0.500	U	0.500		ug/L		03/20/23 09:08	03/21/23 20:49	1
Chromium	5.00	U	5.00		ug/L		03/20/23 09:08	03/21/23 20:49	1
Cobalt	1.29		0.500		ug/L		03/20/23 09:08	03/21/23 20:49	1
Copper	5.00	U	5.00		ug/L		03/20/23 09:08	03/21/23 20:49	1
Lead	2.50	U	2.50		ug/L		03/20/23 09:08	03/21/23 20:49	1
Nickel	5.00	U	5.00		ug/L		03/20/23 09:08	03/21/23 20:49	1
Silver	1.00	U	1.00		ug/L		03/20/23 09:08	03/21/23 20:49	1
Thallium	1.00	U	1.00		ug/L		03/20/23 09:08	03/21/23 20:49	1
Zinc	24.2		20.0		ug/L		03/20/23 09:08	03/21/23 20:49	1
Manganese	1020		5.00		ug/L		03/20/23 09:08	03/21/23 20:49	1

Method: SW846 7470A - Mercury (CVAA)

Analyte	Result	Qualifier	RL	MDL	Unit	D	Prepared	Analyzed	Dil Fac
Mercury	0.200	U	0.200		ug/L		03/20/23 13:40	03/21/23 11:22	1

Client Sample Results

Client: South Carolina Public Service Authority
 Project/Site: 125915/JM02.09.G01.1/36500

Job ID: 680-232196-1

Client Sample ID: AF56425

Lab Sample ID: 680-232196-30

Date Collected: 03/07/23 12:49

Matrix: Water

Date Received: 03/17/23 10:30

Method: SW846 6010D - Metals (ICP)

Analyte	Result	Qualifier	RL	MDL	Unit	D	Prepared	Analyzed	Dil Fac
Lithium	50.0	U	50.0		ug/L		03/23/23 14:15	03/24/23 18:10	1

Method: SW846 6010D - Metals (ICP) - Total Recoverable

Analyte	Result	Qualifier	RL	MDL	Unit	D	Prepared	Analyzed	Dil Fac
Calcium	68500		500		ug/L		03/20/23 09:08	03/21/23 21:32	1
Iron	3190		100		ug/L		03/20/23 09:08	03/21/23 21:32	1
Magnesium	2680		500		ug/L		03/20/23 09:08	03/21/23 21:32	1
Molybdenum	10.0	U	10.0		ug/L		03/20/23 09:08	03/21/23 21:32	1
Potassium	2060		1000		ug/L		03/20/23 09:08	03/21/23 21:32	1
Selenium	20.0	U	20.0		ug/L		03/20/23 09:08	03/21/23 21:32	1
Sodium	11100		2000		ug/L		03/20/23 09:08	03/21/23 21:32	1

Method: SW846 6020B - Metals (ICP/MS) - Total Recoverable

Analyte	Result	Qualifier	RL	MDL	Unit	D	Prepared	Analyzed	Dil Fac
Aluminum	100	U	100		ug/L		03/20/23 09:08	03/21/23 20:53	1
Antimony	5.00	U	5.00		ug/L		03/20/23 09:08	03/21/23 20:53	1
Arsenic	3.00	U	3.00		ug/L		03/20/23 09:08	03/21/23 20:53	1
Barium	9.10		5.00		ug/L		03/20/23 09:08	03/21/23 20:53	1
Beryllium	0.500	U	0.500		ug/L		03/20/23 09:08	03/21/23 20:53	1
Cadmium	0.500	U	0.500		ug/L		03/20/23 09:08	03/21/23 20:53	1
Chromium	5.00	U	5.00		ug/L		03/20/23 09:08	03/21/23 20:53	1
Cobalt	0.500	U	0.500		ug/L		03/20/23 09:08	03/21/23 20:53	1
Copper	30.7		5.00		ug/L		03/20/23 09:08	03/21/23 20:53	1
Lead	2.50	U	2.50		ug/L		03/20/23 09:08	03/21/23 20:53	1
Nickel	5.00	U	5.00		ug/L		03/20/23 09:08	03/21/23 20:53	1
Silver	1.00	U	1.00		ug/L		03/20/23 09:08	03/21/23 20:53	1
Thallium	1.00	U	1.00		ug/L		03/20/23 09:08	03/21/23 20:53	1
Zinc	20.0	U	20.0		ug/L		03/20/23 09:08	03/21/23 20:53	1
Manganese	90.8		5.00		ug/L		03/20/23 09:08	03/21/23 20:53	1

Method: SW846 7470A - Mercury (CVAA)

Analyte	Result	Qualifier	RL	MDL	Unit	D	Prepared	Analyzed	Dil Fac
Mercury	0.200	U	0.200		ug/L		03/20/23 13:40	03/21/23 11:05	1

Client Sample Results

Client: South Carolina Public Service Authority
 Project/Site: 125915/JM02.09.G01.1/36500

Job ID: 680-232196-1

Client Sample ID: AF56426

Lab Sample ID: 680-232196-31

Date Collected: 03/07/23 10:22

Matrix: Water

Date Received: 03/17/23 10:30

Method: SW846 6010D - Metals (ICP)

Analyte	Result	Qualifier	RL	MDL	Unit	D	Prepared	Analyzed	Dil Fac
Lithium	50.0	U	50.0		ug/L		03/23/23 14:15	03/24/23 18:15	1

Method: SW846 6010D - Metals (ICP) - Total Recoverable

Analyte	Result	Qualifier	RL	MDL	Unit	D	Prepared	Analyzed	Dil Fac
Calcium	20600		500		ug/L		03/20/23 09:08	03/21/23 21:35	1
Iron	386		100		ug/L		03/20/23 09:08	03/21/23 21:35	1
Magnesium	1730		500		ug/L		03/20/23 09:08	03/21/23 21:35	1
Molybdenum	10.0	U	10.0		ug/L		03/20/23 09:08	03/21/23 21:35	1
Potassium	1000	U	1000		ug/L		03/20/23 09:08	03/21/23 21:35	1
Selenium	20.0	U	20.0		ug/L		03/20/23 09:08	03/21/23 21:35	1
Sodium	4370		2000		ug/L		03/20/23 09:08	03/21/23 21:35	1

Method: SW846 6020B - Metals (ICP/MS) - Total Recoverable

Analyte	Result	Qualifier	RL	MDL	Unit	D	Prepared	Analyzed	Dil Fac
Aluminum	164		100		ug/L		03/20/23 09:08	03/21/23 20:57	1
Antimony	5.00	U	5.00		ug/L		03/20/23 09:08	03/21/23 20:57	1
Arsenic	3.00	U	3.00		ug/L		03/20/23 09:08	03/21/23 20:57	1
Barium	34.6		5.00		ug/L		03/20/23 09:08	03/21/23 20:57	1
Beryllium	0.500	U	0.500		ug/L		03/20/23 09:08	03/21/23 20:57	1
Cadmium	0.500	U	0.500		ug/L		03/20/23 09:08	03/21/23 20:57	1
Chromium	5.00	U	5.00		ug/L		03/20/23 09:08	03/21/23 20:57	1
Cobalt	0.500	U	0.500		ug/L		03/20/23 09:08	03/21/23 20:57	1
Copper	5.00	U	5.00		ug/L		03/20/23 09:08	03/21/23 20:57	1
Lead	2.50	U	2.50		ug/L		03/20/23 09:08	03/21/23 20:57	1
Nickel	5.00	U	5.00		ug/L		03/20/23 09:08	03/21/23 20:57	1
Silver	1.00	U	1.00		ug/L		03/20/23 09:08	03/21/23 20:57	1
Thallium	1.00	U	1.00		ug/L		03/20/23 09:08	03/21/23 20:57	1
Zinc	32.7		20.0		ug/L		03/20/23 09:08	03/21/23 20:57	1
Manganese	18.4		5.00		ug/L		03/20/23 09:08	03/21/23 20:57	1

Method: SW846 7470A - Mercury (CVAA)

Analyte	Result	Qualifier	RL	MDL	Unit	D	Prepared	Analyzed	Dil Fac
Mercury	0.200	U	0.200		ug/L		03/20/23 13:40	03/21/23 10:55	1

Client Sample Results

Client: South Carolina Public Service Authority
 Project/Site: 125915/JM02.09.G01.1/36500

Job ID: 680-232196-1

Client Sample ID: AF56427

Lab Sample ID: 680-232196-32

Date Collected: 03/07/23 10:27

Matrix: Water

Date Received: 03/17/23 10:30

Method: SW846 6010D - Metals (ICP)

Analyte	Result	Qualifier	RL	MDL	Unit	D	Prepared	Analyzed	Dil Fac
Lithium	50.0	U	50.0		ug/L		03/23/23 14:15	03/24/23 18:19	1

Method: SW846 6010D - Metals (ICP) - Total Recoverable

Analyte	Result	Qualifier	RL	MDL	Unit	D	Prepared	Analyzed	Dil Fac
Calcium	22400		500		ug/L		03/20/23 09:08	03/21/23 21:39	1
Iron	392		100		ug/L		03/20/23 09:08	03/21/23 21:39	1
Magnesium	1820		500		ug/L		03/20/23 09:08	03/21/23 21:39	1
Molybdenum	10.0	U	10.0		ug/L		03/20/23 09:08	03/21/23 21:39	1
Potassium	1000	U	1000		ug/L		03/20/23 09:08	03/21/23 21:39	1
Selenium	20.0	U	20.0		ug/L		03/20/23 09:08	03/21/23 21:39	1
Sodium	4470		2000		ug/L		03/20/23 09:08	03/21/23 21:39	1

Method: SW846 6020B - Metals (ICP/MS) - Total Recoverable

Analyte	Result	Qualifier	RL	MDL	Unit	D	Prepared	Analyzed	Dil Fac
Aluminum	178		100		ug/L		03/20/23 09:08	03/21/23 21:01	1
Antimony	5.00	U	5.00		ug/L		03/20/23 09:08	03/21/23 21:01	1
Arsenic	3.00	U	3.00		ug/L		03/20/23 09:08	03/21/23 21:01	1
Barium	34.5		5.00		ug/L		03/20/23 09:08	03/21/23 21:01	1
Beryllium	0.500	U	0.500		ug/L		03/20/23 09:08	03/21/23 21:01	1
Cadmium	0.500	U	0.500		ug/L		03/20/23 09:08	03/21/23 21:01	1
Chromium	5.00	U	5.00		ug/L		03/20/23 09:08	03/21/23 21:01	1
Cobalt	0.500	U	0.500		ug/L		03/20/23 09:08	03/21/23 21:01	1
Copper	5.00	U	5.00		ug/L		03/20/23 09:08	03/21/23 21:01	1
Lead	2.50	U	2.50		ug/L		03/20/23 09:08	03/21/23 21:01	1
Nickel	5.00	U	5.00		ug/L		03/20/23 09:08	03/21/23 21:01	1
Silver	1.00	U	1.00		ug/L		03/20/23 09:08	03/21/23 21:01	1
Thallium	1.00	U	1.00		ug/L		03/20/23 09:08	03/21/23 21:01	1
Zinc	20.0	U	20.0		ug/L		03/20/23 09:08	03/21/23 21:01	1
Manganese	19.9		5.00		ug/L		03/20/23 09:08	03/21/23 21:01	1

Method: SW846 7470A - Mercury (CVAA)

Analyte	Result	Qualifier	RL	MDL	Unit	D	Prepared	Analyzed	Dil Fac
Mercury	0.200	U	0.200		ug/L		03/20/23 13:40	03/21/23 10:35	1

Client Sample Results

Client: South Carolina Public Service Authority
 Project/Site: 125915/JM02.09.G01.1/36500

Job ID: 680-232196-1

Client Sample ID: AF56408

Lab Sample ID: 680-232196-33

Date Collected: 03/08/23 13:38

Matrix: Water

Date Received: 03/17/23 10:30

Method: SW846 6010D - Metals (ICP)

Analyte	Result	Qualifier	RL	MDL	Unit	D	Prepared	Analyzed	Dil Fac
Lithium	50.0	U	50.0		ug/L		03/23/23 14:15	03/24/23 18:24	1

Method: SW846 6010D - Metals (ICP) - Total Recoverable

Analyte	Result	Qualifier	RL	MDL	Unit	D	Prepared	Analyzed	Dil Fac
Calcium	416000		500		ug/L		03/20/23 09:08	03/21/23 21:42	1
Iron	56000		100		ug/L		03/20/23 09:08	03/21/23 21:42	1
Magnesium	30400		500		ug/L		03/20/23 09:08	03/21/23 21:42	1
Molybdenum	10.0	U	10.0		ug/L		03/20/23 09:08	03/21/23 21:42	1
Potassium	2780		1000		ug/L		03/20/23 09:08	03/21/23 21:42	1
Selenium	20.0	U	20.0		ug/L		03/20/23 09:08	03/21/23 21:42	1
Sodium	127000		2000		ug/L		03/20/23 09:08	03/21/23 21:42	1

Method: SW846 6020B - Metals (ICP/MS) - Total Recoverable

Analyte	Result	Qualifier	RL	MDL	Unit	D	Prepared	Analyzed	Dil Fac
Aluminum	100	U	100		ug/L		03/20/23 09:08	03/21/23 21:05	1
Antimony	5.00	U	5.00		ug/L		03/20/23 09:08	03/21/23 21:05	1
Arsenic	3.00	U	3.00		ug/L		03/20/23 09:08	03/21/23 21:05	1
Barium	305		5.00		ug/L		03/20/23 09:08	03/21/23 21:05	1
Beryllium	0.500	U	0.500		ug/L		03/20/23 09:08	03/21/23 21:05	1
Cadmium	0.500	U	0.500		ug/L		03/20/23 09:08	03/21/23 21:05	1
Chromium	5.00	U	5.00		ug/L		03/20/23 09:08	03/21/23 21:05	1
Cobalt	0.555		0.500		ug/L		03/20/23 09:08	03/21/23 21:05	1
Copper	5.00	U	5.00		ug/L		03/20/23 09:08	03/21/23 21:05	1
Lead	2.50	U	2.50		ug/L		03/20/23 09:08	03/21/23 21:05	1
Nickel	5.00	U	5.00		ug/L		03/20/23 09:08	03/21/23 21:05	1
Silver	1.00	U	1.00		ug/L		03/20/23 09:08	03/21/23 21:05	1
Thallium	1.00	U	1.00		ug/L		03/20/23 09:08	03/21/23 21:05	1
Zinc	136		20.0		ug/L		03/20/23 09:08	03/21/23 21:05	1
Manganese	694		5.00		ug/L		03/20/23 09:08	03/21/23 21:05	1

Method: SW846 7470A - Mercury (CVAA)

Analyte	Result	Qualifier	RL	MDL	Unit	D	Prepared	Analyzed	Dil Fac
Mercury	0.200	U F1	0.200		ug/L		03/20/23 13:40	03/21/23 12:16	1

Client Sample Results

Client: South Carolina Public Service Authority
 Project/Site: 125915/JM02.09.G01.1/36500

Job ID: 680-232196-1

Client Sample ID: AF56415

Lab Sample ID: 680-232196-34

Date Collected: 03/08/23 15:13

Matrix: Water

Date Received: 03/17/23 10:30

Method: SW846 6010D - Metals (ICP)

Analyte	Result	Qualifier	RL	MDL	Unit	D	Prepared	Analyzed	Dil Fac
Lithium	50.0	U	50.0		ug/L		03/23/23 14:15	03/24/23 18:29	1

Method: SW846 6010D - Metals (ICP) - Total Recoverable

Analyte	Result	Qualifier	RL	MDL	Unit	D	Prepared	Analyzed	Dil Fac
Calcium	202000		500		ug/L		03/20/23 09:08	03/21/23 21:45	1
Iron	8580		100		ug/L		03/20/23 09:08	03/21/23 21:45	1
Magnesium	19800		500		ug/L		03/20/23 09:08	03/21/23 21:45	1
Molybdenum	10.0	U	10.0		ug/L		03/20/23 09:08	03/21/23 21:45	1
Potassium	11800		1000		ug/L		03/20/23 09:08	03/21/23 21:45	1
Selenium	20.0	U	20.0		ug/L		03/20/23 09:08	03/21/23 21:45	1
Sodium	128000		2000		ug/L		03/20/23 09:08	03/21/23 21:45	1

Method: SW846 6020B - Metals (ICP/MS) - Total Recoverable

Analyte	Result	Qualifier	RL	MDL	Unit	D	Prepared	Analyzed	Dil Fac
Aluminum	100	U	100		ug/L		03/20/23 09:08	03/21/23 21:09	1
Antimony	5.00	U	5.00		ug/L		03/20/23 09:08	03/21/23 21:09	1
Arsenic	3.00	U	3.00		ug/L		03/20/23 09:08	03/21/23 21:09	1
Barium	86.8		5.00		ug/L		03/20/23 09:08	03/21/23 21:09	1
Beryllium	0.500	U	0.500		ug/L		03/20/23 09:08	03/21/23 21:09	1
Cadmium	0.500	U	0.500		ug/L		03/20/23 09:08	03/21/23 21:09	1
Chromium	5.00	U	5.00		ug/L		03/20/23 09:08	03/21/23 21:09	1
Cobalt	0.500	U	0.500		ug/L		03/20/23 09:08	03/21/23 21:09	1
Copper	5.00	U	5.00		ug/L		03/20/23 09:08	03/21/23 21:09	1
Lead	2.50	U	2.50		ug/L		03/20/23 09:08	03/21/23 21:09	1
Nickel	5.00	U	5.00		ug/L		03/20/23 09:08	03/21/23 21:09	1
Silver	1.00	U	1.00		ug/L		03/20/23 09:08	03/21/23 21:09	1
Thallium	1.00	U	1.00		ug/L		03/20/23 09:08	03/21/23 21:09	1
Zinc	39.3		20.0		ug/L		03/20/23 09:08	03/21/23 21:09	1
Manganese	203		5.00		ug/L		03/20/23 09:08	03/21/23 21:09	1

Method: SW846 7470A - Mercury (CVAA)

Analyte	Result	Qualifier	RL	MDL	Unit	D	Prepared	Analyzed	Dil Fac
Mercury	0.200	U	0.200		ug/L		03/20/23 12:45	03/21/23 13:43	1

Client Sample Results

Client: South Carolina Public Service Authority
 Project/Site: 125915/JM02.09.G01.1/36500

Job ID: 680-232196-1

Client Sample ID: AF56416

Lab Sample ID: 680-232196-35

Date Collected: 03/08/23 10:09

Matrix: Water

Date Received: 03/17/23 10:30

Method: SW846 6010D - Metals (ICP)

Analyte	Result	Qualifier	RL	MDL	Unit	D	Prepared	Analyzed	Dil Fac
Lithium	50.0	U	50.0		ug/L		03/23/23 14:15	03/24/23 18:34	1

Method: SW846 6010D - Metals (ICP) - Total Recoverable

Analyte	Result	Qualifier	RL	MDL	Unit	D	Prepared	Analyzed	Dil Fac
Calcium	260000		500		ug/L		03/20/23 09:08	03/21/23 21:48	1
Iron	1570		100		ug/L		03/20/23 09:08	03/21/23 21:48	1
Magnesium	38100		500		ug/L		03/20/23 09:08	03/21/23 21:48	1
Molybdenum	18.0		10.0		ug/L		03/20/23 09:08	03/21/23 21:48	1
Potassium	13800		1000		ug/L		03/20/23 09:08	03/21/23 21:48	1
Selenium	20.0	U	20.0		ug/L		03/20/23 09:08	03/21/23 21:48	1
Sodium	69700		2000		ug/L		03/20/23 09:08	03/21/23 21:48	1

Method: SW846 6020B - Metals (ICP/MS) - Total Recoverable

Analyte	Result	Qualifier	RL	MDL	Unit	D	Prepared	Analyzed	Dil Fac
Aluminum	100	U	100		ug/L		03/20/23 09:08	03/21/23 21:13	1
Antimony	5.00	U	5.00		ug/L		03/20/23 09:08	03/21/23 21:13	1
Arsenic	85.9		3.00		ug/L		03/20/23 09:08	03/21/23 21:13	1
Barium	44.4		5.00		ug/L		03/20/23 09:08	03/21/23 21:13	1
Beryllium	0.500	U	0.500		ug/L		03/20/23 09:08	03/21/23 21:13	1
Cadmium	0.500	U	0.500		ug/L		03/20/23 09:08	03/21/23 21:13	1
Chromium	5.00	U	5.00		ug/L		03/20/23 09:08	03/21/23 21:13	1
Cobalt	0.500	U	0.500		ug/L		03/20/23 09:08	03/21/23 21:13	1
Copper	5.00	U	5.00		ug/L		03/20/23 09:08	03/21/23 21:13	1
Lead	2.50	U	2.50		ug/L		03/20/23 09:08	03/21/23 21:13	1
Nickel	5.00	U	5.00		ug/L		03/20/23 09:08	03/21/23 21:13	1
Silver	1.00	U	1.00		ug/L		03/20/23 09:08	03/21/23 21:13	1
Thallium	1.00	U	1.00		ug/L		03/20/23 09:08	03/21/23 21:13	1
Zinc	413		20.0		ug/L		03/20/23 09:08	03/21/23 21:13	1
Manganese	82.2		5.00		ug/L		03/20/23 09:08	03/21/23 21:13	1

Method: SW846 7470A - Mercury (CVAA)

Analyte	Result	Qualifier	RL	MDL	Unit	D	Prepared	Analyzed	Dil Fac
Mercury	0.200	U	0.200		ug/L		03/20/23 12:45	03/21/23 13:23	1

Client Sample Results

Client: South Carolina Public Service Authority
 Project/Site: 125915/JM02.09.G01.1/36500

Job ID: 680-232196-1

Client Sample ID: AF56417

Lab Sample ID: 680-232196-36

Date Collected: 03/08/23 10:14

Matrix: Water

Date Received: 03/17/23 10:30

Method: SW846 6010D - Metals (ICP)

Analyte	Result	Qualifier	RL	MDL	Unit	D	Prepared	Analyzed	Dil Fac
Lithium	50.0	U	50.0		ug/L		03/23/23 14:15	03/24/23 18:38	1

Method: SW846 6010D - Metals (ICP) - Total Recoverable

Analyte	Result	Qualifier	RL	MDL	Unit	D	Prepared	Analyzed	Dil Fac
Calcium	260000		500		ug/L		03/20/23 09:08	03/21/23 21:52	1
Iron	1740		100		ug/L		03/20/23 09:08	03/21/23 21:52	1
Magnesium	37600		500		ug/L		03/20/23 09:08	03/21/23 21:52	1
Molybdenum	21.2		10.0		ug/L		03/20/23 09:08	03/21/23 21:52	1
Potassium	13800		1000		ug/L		03/20/23 09:08	03/21/23 21:52	1
Selenium	20.0	U	20.0		ug/L		03/20/23 09:08	03/21/23 21:52	1
Sodium	69400		2000		ug/L		03/20/23 09:08	03/21/23 21:52	1

Method: SW846 6020B - Metals (ICP/MS) - Total Recoverable

Analyte	Result	Qualifier	RL	MDL	Unit	D	Prepared	Analyzed	Dil Fac
Aluminum	100	U	100		ug/L		03/20/23 09:08	03/21/23 21:17	1
Antimony	5.00	U	5.00		ug/L		03/20/23 09:08	03/21/23 21:17	1
Arsenic	85.8		3.00		ug/L		03/20/23 09:08	03/21/23 21:17	1
Barium	45.4		5.00		ug/L		03/20/23 09:08	03/21/23 21:17	1
Beryllium	0.500	U	0.500		ug/L		03/20/23 09:08	03/21/23 21:17	1
Cadmium	0.500	U	0.500		ug/L		03/20/23 09:08	03/21/23 21:17	1
Chromium	5.00	U	5.00		ug/L		03/20/23 09:08	03/21/23 21:17	1
Cobalt	0.500	U	0.500		ug/L		03/20/23 09:08	03/21/23 21:17	1
Copper	5.00	U	5.00		ug/L		03/20/23 09:08	03/21/23 21:17	1
Lead	2.50	U	2.50		ug/L		03/20/23 09:08	03/21/23 21:17	1
Nickel	5.00	U	5.00		ug/L		03/20/23 09:08	03/21/23 21:17	1
Silver	1.00	U	1.00		ug/L		03/20/23 09:08	03/21/23 21:17	1
Thallium	1.00	U	1.00		ug/L		03/20/23 09:08	03/21/23 21:17	1
Zinc	27.9		20.0		ug/L		03/20/23 09:08	03/21/23 21:17	1
Manganese	84.4		5.00		ug/L		03/20/23 09:08	03/21/23 21:17	1

Method: SW846 7470A - Mercury (CVAA)

Analyte	Result	Qualifier	RL	MDL	Unit	D	Prepared	Analyzed	Dil Fac
Mercury	0.200	U	0.200		ug/L		03/20/23 12:45	03/21/23 13:10	1

Client Sample Results

Client: South Carolina Public Service Authority
 Project/Site: 125915/JM02.09.G01.1/36500

Job ID: 680-232196-1

Client Sample ID: AF56429

Lab Sample ID: 680-232196-37

Date Collected: 03/08/23 12:12

Matrix: Water

Date Received: 03/17/23 10:30

Method: SW846 6010D - Metals (ICP)

Analyte	Result	Qualifier	RL	MDL	Unit	D	Prepared	Analyzed	Dil Fac
Lithium	50.0	U	50.0		ug/L		03/23/23 14:15	03/24/23 18:43	1

Method: SW846 6010D - Metals (ICP) - Total Recoverable

Analyte	Result	Qualifier	RL	MDL	Unit	D	Prepared	Analyzed	Dil Fac
Calcium	73100		500		ug/L		03/20/23 09:08	03/21/23 22:01	1
Iron	94400		100		ug/L		03/20/23 09:08	03/21/23 22:01	1
Magnesium	26000		500		ug/L		03/20/23 09:08	03/21/23 22:01	1
Molybdenum	10.0	U	10.0		ug/L		03/20/23 09:08	03/21/23 22:01	1
Potassium	1000	U	1000		ug/L		03/20/23 09:08	03/21/23 22:01	1
Selenium	20.0	U	20.0		ug/L		03/20/23 09:08	03/21/23 22:01	1
Sodium	82200		2000		ug/L		03/20/23 09:08	03/21/23 22:01	1

Method: SW846 6020B - Metals (ICP/MS) - Total Recoverable

Analyte	Result	Qualifier	RL	MDL	Unit	D	Prepared	Analyzed	Dil Fac
Aluminum	2410		100		ug/L		03/20/23 09:08	03/21/23 21:28	1
Antimony	5.00	U	5.00		ug/L		03/20/23 09:08	03/21/23 21:28	1
Arsenic	3.00	U	3.00		ug/L		03/20/23 09:08	03/21/23 21:28	1
Barium	258		5.00		ug/L		03/20/23 09:08	03/21/23 21:28	1
Beryllium	0.985		0.500		ug/L		03/20/23 09:08	03/21/23 21:28	1
Cadmium	0.500	U	0.500		ug/L		03/20/23 09:08	03/21/23 21:28	1
Chromium	5.00	U	5.00		ug/L		03/20/23 09:08	03/21/23 21:28	1
Cobalt	18.6		0.500		ug/L		03/20/23 09:08	03/21/23 21:28	1
Copper	5.00	U	5.00		ug/L		03/20/23 09:08	03/21/23 21:28	1
Lead	3.19		2.50		ug/L		03/20/23 09:08	03/21/23 21:28	1
Nickel	5.00	U	5.00		ug/L		03/20/23 09:08	03/21/23 21:28	1
Silver	1.00	U	1.00		ug/L		03/20/23 09:08	03/21/23 21:28	1
Thallium	1.00	U	1.00		ug/L		03/20/23 09:08	03/21/23 21:28	1
Zinc	20.0	U	20.0		ug/L		03/20/23 09:08	03/21/23 21:28	1
Manganese	1540		5.00		ug/L		03/20/23 09:08	03/21/23 21:28	1

Method: SW846 7470A - Mercury (CVAA)

Analyte	Result	Qualifier	RL	MDL	Unit	D	Prepared	Analyzed	Dil Fac
Mercury	0.200	U	0.200		ug/L		03/20/23 12:45	03/21/23 14:07	1

Client Sample Results

Client: South Carolina Public Service Authority
 Project/Site: 125915/JM02.09.G01.1/36500

Job ID: 680-232196-1

Client Sample ID: AF56421

Lab Sample ID: 680-232196-38

Date Collected: 03/01/23 14:41

Matrix: Water

Date Received: 03/17/23 10:30

Method: SW846 6010D - Metals (ICP)

Analyte	Result	Qualifier	RL	MDL	Unit	D	Prepared	Analyzed	Dil Fac
Lithium	50.0	U	50.0		ug/L		03/23/23 14:15	03/24/23 18:48	1

Method: SW846 6010D - Metals (ICP) - Total Recoverable

Analyte	Result	Qualifier	RL	MDL	Unit	D	Prepared	Analyzed	Dil Fac
Calcium	114000		500		ug/L		03/20/23 09:08	03/21/23 22:05	1
Iron	4430		100		ug/L		03/20/23 09:08	03/21/23 22:05	1
Magnesium	16900		500		ug/L		03/20/23 09:08	03/21/23 22:05	1
Molybdenum	10.0	U	10.0		ug/L		03/20/23 09:08	03/21/23 22:05	1
Potassium	10500		1000		ug/L		03/20/23 09:08	03/21/23 22:05	1
Selenium	20.0	U	20.0		ug/L		03/20/23 09:08	03/21/23 22:05	1
Sodium	21200		2000		ug/L		03/20/23 09:08	03/21/23 22:05	1

Method: SW846 6020B - Metals (ICP/MS) - Total Recoverable

Analyte	Result	Qualifier	RL	MDL	Unit	D	Prepared	Analyzed	Dil Fac
Aluminum	159		100		ug/L		03/20/23 09:08	03/21/23 21:32	1
Antimony	5.00	U	5.00		ug/L		03/20/23 09:08	03/21/23 21:32	1
Arsenic	3.00	U	3.00		ug/L		03/20/23 09:08	03/21/23 21:32	1
Barium	37.8		5.00		ug/L		03/20/23 09:08	03/21/23 21:32	1
Beryllium	0.500	U	0.500		ug/L		03/20/23 09:08	03/21/23 21:32	1
Cadmium	0.500	U	0.500		ug/L		03/20/23 09:08	03/21/23 21:32	1
Chromium	5.00	U	5.00		ug/L		03/20/23 09:08	03/21/23 21:32	1
Cobalt	0.500	U	0.500		ug/L		03/20/23 09:08	03/21/23 21:32	1
Copper	5.00	U	5.00		ug/L		03/20/23 09:08	03/21/23 21:32	1
Lead	2.50	U	2.50		ug/L		03/20/23 09:08	03/21/23 21:32	1
Nickel	5.00	U	5.00		ug/L		03/20/23 09:08	03/21/23 21:32	1
Silver	1.00	U	1.00		ug/L		03/20/23 09:08	03/21/23 21:32	1
Thallium	1.00	U	1.00		ug/L		03/20/23 09:08	03/21/23 21:32	1
Zinc	20.0	U	20.0		ug/L		03/20/23 09:08	03/21/23 21:32	1
Manganese	128		5.00		ug/L		03/20/23 09:08	03/21/23 21:32	1

Method: SW846 7470A - Mercury (CVAA)

Analyte	Result	Qualifier	RL	MDL	Unit	D	Prepared	Analyzed	Dil Fac
Mercury	0.200	U F1	0.200		ug/L		03/20/23 12:45	03/21/23 12:26	1

Client Sample Results

Client: South Carolina Public Service Authority
 Project/Site: 125915/JM02.09.G01.1/36500

Job ID: 680-232196-1

Client Sample ID: AF56428

Lab Sample ID: 680-232196-39

Date Collected: 03/01/23 13:37

Matrix: Water

Date Received: 03/17/23 10:30

Method: SW846 6010D - Metals (ICP)

Analyte	Result	Qualifier	RL	MDL	Unit	D	Prepared	Analyzed	Dil Fac
Lithium	50.0	U	50.0		ug/L		03/23/23 14:15	03/24/23 18:52	1

Method: SW846 6010D - Metals (ICP) - Total Recoverable

Analyte	Result	Qualifier	RL	MDL	Unit	D	Prepared	Analyzed	Dil Fac
Calcium	199000		500		ug/L		03/20/23 09:01	03/21/23 20:34	1
Iron	714		100		ug/L		03/20/23 09:01	03/21/23 20:34	1
Magnesium	15200		500		ug/L		03/20/23 09:01	03/21/23 20:34	1
Molybdenum	10.0	U	10.0		ug/L		03/20/23 09:01	03/21/23 20:34	1
Potassium	6130		1000		ug/L		03/20/23 09:01	03/21/23 20:34	1
Selenium	20.0	U	20.0		ug/L		03/20/23 09:01	03/21/23 20:34	1
Sodium	38200		2000		ug/L		03/20/23 09:01	03/21/23 20:34	1

Method: SW846 6020B - Metals (ICP/MS) - Total Recoverable

Analyte	Result	Qualifier	RL	MDL	Unit	D	Prepared	Analyzed	Dil Fac
Aluminum	100	U	100		ug/L		03/20/23 09:01	03/21/23 17:45	1
Antimony	5.00	U	5.00		ug/L		03/20/23 09:01	03/21/23 17:45	1
Arsenic	3.00	U	3.00		ug/L		03/20/23 09:01	03/22/23 09:19	1
Barium	8.73		5.00		ug/L		03/20/23 09:01	03/21/23 17:45	1
Beryllium	0.500	U	0.500		ug/L		03/20/23 09:01	03/22/23 09:19	1
Cadmium	0.500	U	0.500		ug/L		03/20/23 09:01	03/21/23 17:45	1
Chromium	5.00	U	5.00		ug/L		03/20/23 09:01	03/21/23 17:45	1
Cobalt	0.500	U	0.500		ug/L		03/20/23 09:01	03/21/23 17:45	1
Copper	5.00	U	5.00		ug/L		03/20/23 09:01	03/21/23 17:45	1
Lead	2.50	U	2.50		ug/L		03/20/23 09:01	03/22/23 09:19	1
Nickel	5.00	U	5.00		ug/L		03/20/23 09:01	03/21/23 17:45	1
Silver	1.00	U	1.00		ug/L		03/20/23 09:01	03/21/23 17:45	1
Thallium	1.00	U	1.00		ug/L		03/20/23 09:01	03/22/23 09:19	1
Zinc	20.0	U	20.0		ug/L		03/20/23 09:01	03/21/23 17:45	1
Manganese	59.2		5.00		ug/L		03/20/23 09:01	03/21/23 17:45	1

Method: SW846 7470A - Mercury (CVAA)

Analyte	Result	Qualifier	RL	MDL	Unit	D	Prepared	Analyzed	Dil Fac
Mercury	0.200	U	0.200		ug/L		03/20/23 13:40	03/21/23 11:39	1

Client Sample Results

Client: South Carolina Public Service Authority
 Project/Site: 125915/JM02.09.G01.1/36500

Job ID: 680-232196-1

Client Sample ID: AF56439

Lab Sample ID: 680-232196-40

Date Collected: 03/01/23 10:22

Matrix: Water

Date Received: 03/17/23 10:30

Method: SW846 6010D - Metals (ICP)

Analyte	Result	Qualifier	RL	MDL	Unit	D	Prepared	Analyzed	Dil Fac
Lithium	50.0	U	50.0		ug/L		03/23/23 14:15	03/24/23 19:11	1

Method: SW846 6010D - Metals (ICP) - Total Recoverable

Analyte	Result	Qualifier	RL	MDL	Unit	D	Prepared	Analyzed	Dil Fac
Calcium	138000		500		ug/L		03/20/23 09:08	03/21/23 22:08	1
Iron	9540		100		ug/L		03/20/23 09:08	03/21/23 22:08	1
Magnesium	14600		500		ug/L		03/20/23 09:08	03/21/23 22:08	1
Molybdenum	10.0	U	10.0		ug/L		03/20/23 09:08	03/21/23 22:08	1
Potassium	7790		1000		ug/L		03/20/23 09:08	03/21/23 22:08	1
Selenium	20.0	U	20.0		ug/L		03/20/23 09:08	03/21/23 22:08	1
Sodium	38300		2000		ug/L		03/20/23 09:08	03/21/23 22:08	1

Method: SW846 6020B - Metals (ICP/MS) - Total Recoverable

Analyte	Result	Qualifier	RL	MDL	Unit	D	Prepared	Analyzed	Dil Fac
Aluminum	1000		100		ug/L		03/20/23 09:08	03/21/23 21:36	1
Antimony	5.00	U	5.00		ug/L		03/20/23 09:08	03/21/23 21:36	1
Arsenic	42.3		3.00		ug/L		03/20/23 09:08	03/21/23 21:36	1
Barium	104		5.00		ug/L		03/20/23 09:08	03/21/23 21:36	1
Beryllium	0.500	U	0.500		ug/L		03/20/23 09:08	03/21/23 21:36	1
Cadmium	0.500	U	0.500		ug/L		03/20/23 09:08	03/21/23 21:36	1
Chromium	5.00	U	5.00		ug/L		03/20/23 09:08	03/21/23 21:36	1
Cobalt	6.88		0.500		ug/L		03/20/23 09:08	03/21/23 21:36	1
Copper	5.00	U	5.00		ug/L		03/20/23 09:08	03/21/23 21:36	1
Lead	2.50	U	2.50		ug/L		03/20/23 09:08	03/21/23 21:36	1
Nickel	5.00	U	5.00		ug/L		03/20/23 09:08	03/21/23 21:36	1
Silver	1.00	U	1.00		ug/L		03/20/23 09:08	03/21/23 21:36	1
Thallium	1.00	U	1.00		ug/L		03/20/23 09:08	03/21/23 21:36	1
Zinc	67.1		20.0		ug/L		03/20/23 09:08	03/21/23 21:36	1
Manganese	167		5.00		ug/L		03/20/23 09:08	03/21/23 21:36	1

Method: SW846 7470A - Mercury (CVAA)

Analyte	Result	Qualifier	RL	MDL	Unit	D	Prepared	Analyzed	Dil Fac
Mercury	0.200	U	0.200		ug/L		03/20/23 13:40	03/21/23 11:15	1

Client Sample Results

Client: South Carolina Public Service Authority
 Project/Site: 125915/JM02.09.G01.1/36500

Job ID: 680-232196-1

Client Sample ID: AF56441

Lab Sample ID: 680-232196-41

Date Collected: 03/01/23 11:45

Matrix: Water

Date Received: 03/17/23 10:30

Method: SW846 6010D - Metals (ICP)

Analyte	Result	Qualifier	RL	MDL	Unit	D	Prepared	Analyzed	Dil Fac
Lithium	121		50.0		ug/L		03/23/23 14:17	03/24/23 19:24	1

Method: SW846 6010D - Metals (ICP) - Total Recoverable

Analyte	Result	Qualifier	RL	MDL	Unit	D	Prepared	Analyzed	Dil Fac
Calcium	191000		500		ug/L		03/20/23 09:08	03/21/23 22:11	1
Iron	5280		100		ug/L		03/20/23 09:08	03/21/23 22:11	1
Magnesium	10900		500		ug/L		03/20/23 09:08	03/21/23 22:11	1
Molybdenum	10.0	U	10.0		ug/L		03/20/23 09:08	03/21/23 22:11	1
Potassium	5500		1000		ug/L		03/20/23 09:08	03/21/23 22:11	1
Selenium	20.0	U	20.0		ug/L		03/20/23 09:08	03/21/23 22:11	1
Sodium	24400		2000		ug/L		03/20/23 09:08	03/21/23 22:11	1

Method: SW846 6020B - Metals (ICP/MS) - Total Recoverable

Analyte	Result	Qualifier	RL	MDL	Unit	D	Prepared	Analyzed	Dil Fac
Aluminum	100	U	100		ug/L		03/20/23 09:08	03/21/23 21:40	1
Antimony	5.00	U	5.00		ug/L		03/20/23 09:08	03/21/23 21:40	1
Arsenic	182		3.00		ug/L		03/20/23 09:08	03/21/23 21:40	1
Barium	78.6		5.00		ug/L		03/20/23 09:08	03/21/23 21:40	1
Beryllium	0.500	U	0.500		ug/L		03/20/23 09:08	03/21/23 21:40	1
Cadmium	0.500	U	0.500		ug/L		03/20/23 09:08	03/21/23 21:40	1
Chromium	5.00	U	5.00		ug/L		03/20/23 09:08	03/21/23 21:40	1
Cobalt	0.500	U	0.500		ug/L		03/20/23 09:08	03/21/23 21:40	1
Copper	5.00	U	5.00		ug/L		03/20/23 09:08	03/21/23 21:40	1
Lead	2.50	U	2.50		ug/L		03/20/23 09:08	03/21/23 21:40	1
Nickel	5.00	U	5.00		ug/L		03/20/23 09:08	03/21/23 21:40	1
Silver	1.00	U	1.00		ug/L		03/20/23 09:08	03/21/23 21:40	1
Thallium	1.00	U	1.00		ug/L		03/20/23 09:08	03/21/23 21:40	1
Zinc	20.0	U	20.0		ug/L		03/20/23 09:08	03/21/23 21:40	1
Manganese	324		5.00		ug/L		03/20/23 09:08	03/21/23 21:40	1

Method: SW846 7470A - Mercury (CVAA)

Analyte	Result	Qualifier	RL	MDL	Unit	D	Prepared	Analyzed	Dil Fac
Mercury	0.200	U	0.200		ug/L		03/20/23 13:40	03/21/23 11:02	1

Client Sample Results

Client: South Carolina Public Service Authority
 Project/Site: 125915/JM02.09.G01.1/36500

Job ID: 680-232196-1

Client Sample ID: AF56414

Lab Sample ID: 680-232196-42

Date Collected: 03/02/23 12:46

Matrix: Water

Date Received: 03/17/23 10:30

Method: SW846 6010D - Metals (ICP)

Analyte	Result	Qualifier	RL	MDL	Unit	D	Prepared	Analyzed	Dil Fac
Lithium	50.0	U	50.0		ug/L		03/23/23 14:17	03/24/23 19:34	1

Method: SW846 6010D - Metals (ICP) - Total Recoverable

Analyte	Result	Qualifier	RL	MDL	Unit	D	Prepared	Analyzed	Dil Fac
Calcium	495000		500		ug/L		03/20/23 13:39	03/21/23 10:48	1
Iron	27800		100		ug/L		03/20/23 13:39	03/21/23 10:48	1
Magnesium	49100		500		ug/L		03/20/23 13:39	03/21/23 10:48	1
Molybdenum	10.0	U	10.0		ug/L		03/20/23 13:39	03/21/23 10:48	1
Potassium	6740		1000		ug/L		03/20/23 13:39	03/21/23 10:48	1
Selenium	20.0	U	20.0		ug/L		03/20/23 13:39	03/21/23 10:48	1
Sodium	101000		2000		ug/L		03/20/23 13:39	03/21/23 10:48	1

Method: SW846 6020B - Metals (ICP/MS) - Total Recoverable

Analyte	Result	Qualifier	RL	MDL	Unit	D	Prepared	Analyzed	Dil Fac
Aluminum	100	U	100		ug/L		03/20/23 13:39	03/21/23 22:04	1
Antimony	5.00	U	5.00		ug/L		03/20/23 13:39	03/21/23 22:04	1
Arsenic	3.00	U	3.00		ug/L		03/20/23 13:39	03/21/23 22:04	1
Barium	413		5.00		ug/L		03/20/23 13:39	03/21/23 22:04	1
Beryllium	0.500	U	0.500		ug/L		03/20/23 13:39	03/21/23 22:04	1
Cadmium	0.500	U	0.500		ug/L		03/20/23 13:39	03/21/23 22:04	1
Chromium	5.00	U	5.00		ug/L		03/20/23 13:39	03/21/23 22:04	1
Cobalt	0.500	U	0.500		ug/L		03/20/23 13:39	03/21/23 22:04	1
Copper	5.00	U	5.00		ug/L		03/20/23 13:39	03/21/23 22:04	1
Lead	2.50	U	2.50		ug/L		03/20/23 13:39	03/21/23 22:04	1
Nickel	5.00	U	5.00		ug/L		03/20/23 13:39	03/21/23 22:04	1
Silver	1.00	U	1.00		ug/L		03/20/23 13:39	03/21/23 22:04	1
Thallium	1.00	U	1.00		ug/L		03/20/23 13:39	03/21/23 22:04	1
Zinc	20.0	U	20.0		ug/L		03/20/23 13:39	03/21/23 22:04	1
Manganese	626		5.00		ug/L		03/20/23 13:39	03/21/23 22:04	1

Method: SW846 7470A - Mercury (CVAA)

Analyte	Result	Qualifier	RL	MDL	Unit	D	Prepared	Analyzed	Dil Fac
Mercury	0.200	U	0.200		ug/L		03/20/23 15:26	03/21/23 14:17	1

Client Sample Results

Client: South Carolina Public Service Authority
 Project/Site: 125915/JM02.09.G01.1/36500

Job ID: 680-232196-1

Client Sample ID: AF56423

Lab Sample ID: 680-232196-43

Date Collected: 03/02/23 10:56

Matrix: Water

Date Received: 03/17/23 10:30

Method: SW846 6010D - Metals (ICP)

Analyte	Result	Qualifier	RL	MDL	Unit	D	Prepared	Analyzed	Dil Fac
Lithium	104		50.0		ug/L		03/23/23 14:17	03/24/23 19:38	1

Method: SW846 6010D - Metals (ICP) - Total Recoverable

Analyte	Result	Qualifier	RL	MDL	Unit	D	Prepared	Analyzed	Dil Fac
Calcium	429000		500		ug/L		03/20/23 13:39	03/21/23 10:58	1
Iron	16600		100		ug/L		03/20/23 13:39	03/21/23 10:58	1
Magnesium	52600		500		ug/L		03/20/23 13:39	03/21/23 10:58	1
Molybdenum	10.0	U	10.0		ug/L		03/20/23 13:39	03/21/23 10:58	1
Potassium	13400		1000		ug/L		03/20/23 13:39	03/21/23 10:58	1
Selenium	20.0	U	20.0		ug/L		03/20/23 13:39	03/21/23 10:58	1
Sodium	92700		2000		ug/L		03/20/23 13:39	03/21/23 10:58	1

Method: SW846 6020B - Metals (ICP/MS) - Total Recoverable

Analyte	Result	Qualifier	RL	MDL	Unit	D	Prepared	Analyzed	Dil Fac
Aluminum	100	U	100		ug/L		03/20/23 13:39	03/21/23 22:15	1
Antimony	5.00	U	5.00		ug/L		03/20/23 13:39	03/21/23 22:15	1
Arsenic	363		3.00		ug/L		03/20/23 13:39	03/21/23 22:15	1
Barium	262		5.00		ug/L		03/20/23 13:39	03/21/23 22:15	1
Beryllium	0.500	U	0.500		ug/L		03/20/23 13:39	03/21/23 22:15	1
Cadmium	0.500	U	0.500		ug/L		03/20/23 13:39	03/21/23 22:15	1
Chromium	5.00	U	5.00		ug/L		03/20/23 13:39	03/21/23 22:15	1
Cobalt	0.500	U	0.500		ug/L		03/20/23 13:39	03/21/23 22:15	1
Copper	5.00	U	5.00		ug/L		03/20/23 13:39	03/21/23 22:15	1
Lead	2.50	U	2.50		ug/L		03/20/23 13:39	03/21/23 22:15	1
Nickel	5.00	U	5.00		ug/L		03/20/23 13:39	03/21/23 22:15	1
Silver	1.00	U	1.00		ug/L		03/20/23 13:39	03/21/23 22:15	1
Thallium	1.00	U	1.00		ug/L		03/20/23 13:39	03/21/23 22:15	1
Zinc	20.0	U	20.0		ug/L		03/20/23 13:39	03/21/23 22:15	1
Manganese	887		5.00		ug/L		03/20/23 13:39	03/21/23 22:15	1

Method: SW846 7470A - Mercury (CVAA)

Analyte	Result	Qualifier	RL	MDL	Unit	D	Prepared	Analyzed	Dil Fac
Mercury	0.200	U	0.200		ug/L		03/20/23 15:26	03/21/23 12:02	1

Client Sample Results

Client: South Carolina Public Service Authority
 Project/Site: 125915/JM02.09.G01.1/36500

Job ID: 680-232196-1

Client Sample ID: AF56428

Lab Sample ID: 680-232196-44

Date Collected: 03/02/23 00:00

Matrix: Water

Date Received: 03/17/23 10:30

Method: SW846 6010D - Metals (ICP)

Analyte	Result	Qualifier	RL	MDL	Unit	D	Prepared	Analyzed	Dil Fac
Lithium	50.0	U	50.0		ug/L		03/23/23 14:17	03/24/23 20:11	1

Method: SW846 6010D - Metals (ICP) - Total Recoverable

Analyte	Result	Qualifier	RL	MDL	Unit	D	Prepared	Analyzed	Dil Fac
Calcium	102000		500		ug/L		03/20/23 13:39	03/21/23 11:01	1
Iron	89800		100		ug/L		03/20/23 13:39	03/21/23 11:01	1
Magnesium	23400		500		ug/L		03/20/23 13:39	03/21/23 11:01	1
Molybdenum	10.0	U	10.0		ug/L		03/20/23 13:39	03/21/23 11:01	1
Potassium	10800		1000		ug/L		03/20/23 13:39	03/21/23 11:01	1
Selenium	20.0	U	20.0		ug/L		03/20/23 13:39	03/21/23 11:01	1
Sodium	37100		2000		ug/L		03/20/23 13:39	03/21/23 11:01	1

Method: SW846 6020B - Metals (ICP/MS) - Total Recoverable

Analyte	Result	Qualifier	RL	MDL	Unit	D	Prepared	Analyzed	Dil Fac
Aluminum	100	U	100		ug/L		03/20/23 13:39	03/21/23 22:19	1
Antimony	5.00	U	5.00		ug/L		03/20/23 13:39	03/21/23 22:19	1
Arsenic	88.3		3.00		ug/L		03/20/23 13:39	03/21/23 22:19	1
Barium	123		5.00		ug/L		03/20/23 13:39	03/21/23 22:19	1
Beryllium	0.500	U	0.500		ug/L		03/20/23 13:39	03/21/23 22:19	1
Cadmium	0.500	U	0.500		ug/L		03/20/23 13:39	03/21/23 22:19	1
Chromium	5.00	U	5.00		ug/L		03/20/23 13:39	03/21/23 22:19	1
Cobalt	0.630		0.500		ug/L		03/20/23 13:39	03/21/23 22:19	1
Copper	5.00	U	5.00		ug/L		03/20/23 13:39	03/21/23 22:19	1
Lead	2.50	U	2.50		ug/L		03/20/23 13:39	03/21/23 22:19	1
Nickel	5.00	U	5.00		ug/L		03/20/23 13:39	03/21/23 22:19	1
Silver	1.00	U	1.00		ug/L		03/20/23 13:39	03/21/23 22:19	1
Thallium	1.00	U	1.00		ug/L		03/20/23 13:39	03/21/23 22:19	1
Zinc	20.0	U	20.0		ug/L		03/20/23 13:39	03/21/23 22:19	1
Manganese	362		5.00		ug/L		03/20/23 13:39	03/21/23 22:19	1

Method: SW846 7470A - Mercury (CVAA)

Analyte	Result	Qualifier	RL	MDL	Unit	D	Prepared	Analyzed	Dil Fac
Mercury	0.200	U	0.200		ug/L		03/20/23 15:26	03/21/23 14:14	1

QC Sample Results

Client: South Carolina Public Service Authority
 Project/Site: 125915/JM02.09.G01.1/36500

Job ID: 680-232196-1

Method: 6010D - Metals (ICP)

Lab Sample ID: MB 160-604813/1-A Matrix: Water Analysis Batch: 605060							Client Sample ID: Method Blank Prep Type: Total/NA Prep Batch: 604813					
Analyte	MB Result	MB Qualifier	RL	MDL	Unit	D	Prepared	Analyzed	Dil Fac			
Lithium	50.0	U	50.0		ug/L		03/23/23 14:13	03/24/23 13:41	1			
Lab Sample ID: LCS 160-604813/2-A Matrix: Water Analysis Batch: 605060							Client Sample ID: Lab Control Sample Prep Type: Total/NA Prep Batch: 604813					
Analyte	Spike Added	LCS Result	LCS Qualifier	Unit	D	%Rec	%Rec Limits					
Lithium	100	103.0		ug/L		103	80 - 120					
Lab Sample ID: 680-232196-3 MS Matrix: Water Analysis Batch: 605060							Client Sample ID: AF56332 Prep Type: Total/NA Prep Batch: 604813					
Analyte	Sample Result	Sample Qualifier	Spike Added	MS Result	MS Qualifier	Unit	D	%Rec	%Rec Limits			
Lithium	50.0	U	100	101.3		ug/L		101	75 - 125			
Lab Sample ID: 680-232196-3 MSD Matrix: Water Analysis Batch: 605060							Client Sample ID: AF56332 Prep Type: Total/NA Prep Batch: 604813					
Analyte	Sample Result	Sample Qualifier	Spike Added	MSD Result	MSD Qualifier	Unit	D	%Rec	%Rec Limits		RPD	Limit
Lithium	50.0	U	100	106.2		ug/L		106	75 - 125		5	20
Lab Sample ID: MB 160-604815/1-A Matrix: Water Analysis Batch: 605060							Client Sample ID: Method Blank Prep Type: Total/NA Prep Batch: 604815					
Analyte	MB Result	MB Qualifier	RL	MDL	Unit	D	Prepared	Analyzed	Dil Fac			
Lithium	50.0	U	50.0		ug/L		03/23/23 14:15	03/24/23 16:33	1			
Lab Sample ID: LCS 160-604815/2-A Matrix: Water Analysis Batch: 605060							Client Sample ID: Lab Control Sample Prep Type: Total/NA Prep Batch: 604815					
Analyte	Spike Added	LCS Result	LCS Qualifier	Unit	D	%Rec	%Rec Limits					
Lithium	100	103.2		ug/L		103	80 - 120					
Lab Sample ID: 680-232196-22 MS Matrix: Water Analysis Batch: 605060							Client Sample ID: AF56412 Prep Type: Total/NA Prep Batch: 604815					
Analyte	Sample Result	Sample Qualifier	Spike Added	MS Result	MS Qualifier	Unit	D	%Rec	%Rec Limits			
Lithium	51.5		100	160.3		ug/L		109	75 - 125			
Lab Sample ID: 680-232196-22 MSD Matrix: Water Analysis Batch: 605060							Client Sample ID: AF56412 Prep Type: Total/NA Prep Batch: 604815					
Analyte	Sample Result	Sample Qualifier	Spike Added	MSD Result	MSD Qualifier	Unit	D	%Rec	%Rec Limits		RPD	Limit
Lithium	51.5		100	167.3		ug/L		116	75 - 125		4	20

Eurofins Savannah

QC Sample Results

Client: South Carolina Public Service Authority
 Project/Site: 125915/JM02.09.G01.1/36500

Job ID: 680-232196-1

Method: 6010D - Metals (ICP)

Lab Sample ID: MB 160-604817/1-A
Matrix: Water
Analysis Batch: 605060

Client Sample ID: Method Blank
Prep Type: Total/NA
Prep Batch: 604817

Analyte	MB Result	MB Qualifier	RL	MDL	Unit	D	Prepared	Analyzed	Dil Fac
Lithium	50.0	U	50.0		ug/L		03/23/23 14:17	03/24/23 19:15	1

Lab Sample ID: LCS 160-604817/2-A
Matrix: Water
Analysis Batch: 605060

Client Sample ID: Lab Control Sample
Prep Type: Total/NA
Prep Batch: 604817

Analyte	Spike Added	LCS Result	LCS Qualifier	Unit	D	%Rec	%Rec Limits
Lithium	100	104.4		ug/L		104	80 - 120

Lab Sample ID: 680-232196-43 MS
Matrix: Water
Analysis Batch: 605060

Client Sample ID: AF56423
Prep Type: Total/NA
Prep Batch: 604817

Analyte	Sample Result	Sample Qualifier	Spike Added	MS Result	MS Qualifier	Unit	D	%Rec	%Rec Limits
Lithium	104		100	215.8		ug/L		112	75 - 125

Lab Sample ID: 680-232196-43 MSD
Matrix: Water
Analysis Batch: 605060

Client Sample ID: AF56423
Prep Type: Total/NA
Prep Batch: 604817

Analyte	Sample Result	Sample Qualifier	Spike Added	MSD Result	MSD Qualifier	Unit	D	%Rec	%Rec Limits	RPD	Limit
Lithium	104		100	206.4		ug/L		103	75 - 125	4	20

Lab Sample ID: MB 680-768608/1-A
Matrix: Water
Analysis Batch: 768929

Client Sample ID: Method Blank
Prep Type: Total Recoverable
Prep Batch: 768608

Analyte	MB Result	MB Qualifier	RL	MDL	Unit	D	Prepared	Analyzed	Dil Fac
Calcium	500	U	500		ug/L		03/20/23 13:39	03/21/23 10:42	1
Iron	100	U	100		ug/L		03/20/23 13:39	03/21/23 10:42	1
Magnesium	500	U	500		ug/L		03/20/23 13:39	03/21/23 10:42	1
Molybdenum	10.0	U	10.0		ug/L		03/20/23 13:39	03/21/23 10:42	1
Potassium	1000	U	1000		ug/L		03/20/23 13:39	03/21/23 10:42	1
Selenium	20.0	U	20.0		ug/L		03/20/23 13:39	03/21/23 10:42	1
Sodium	2000	U	2000		ug/L		03/20/23 13:39	03/21/23 10:42	1

Lab Sample ID: LCS 680-768608/2-A
Matrix: Water
Analysis Batch: 768929

Client Sample ID: Lab Control Sample
Prep Type: Total Recoverable
Prep Batch: 768608

Analyte	Spike Added	LCS Result	LCS Qualifier	Unit	D	%Rec	%Rec Limits
Calcium	5000	5036		ug/L		101	80 - 120
Iron	5000	5196		ug/L		104	80 - 120
Magnesium	5010	5075		ug/L		101	80 - 120
Molybdenum	100	101.3		ug/L		101	80 - 120
Potassium	6970	7195		ug/L		103	80 - 120
Selenium	100	91.14		ug/L		91	80 - 120
Sodium	5050	4981		ug/L		99	80 - 120

QC Sample Results

Client: South Carolina Public Service Authority
 Project/Site: 125915/JM02.09.G01.1/36500

Job ID: 680-232196-1

Method: 6010D - Metals (ICP) (Continued)

Lab Sample ID: 680-232196-42 MS

Matrix: Water

Analysis Batch: 768929

Client Sample ID: AF56414

Prep Type: Total Recoverable

Prep Batch: 768608

Analyte	Sample	Sample	Spike	MS	MS	Unit	D	%Rec	%Rec	
	Result	Qualifier	Added	Result	Qualifier				Limits	
Calcium	495000		5000	465900	4	ug/L		-584	75 - 125	
Iron	27800		5000	30980	4	ug/L		65	75 - 125	
Magnesium	49100		5010	51080	4	ug/L		40	75 - 125	
Molybdenum	10.0	U	100	99.69		ug/L		100	75 - 125	
Potassium	6740		6970	13970		ug/L		104	75 - 125	
Selenium	20.0	U	100	99.11		ug/L		99	75 - 125	
Sodium	101000		5050	99940	4	ug/L		-27	75 - 125	

Lab Sample ID: 680-232196-42 MSD

Matrix: Water

Analysis Batch: 768929

Client Sample ID: AF56414

Prep Type: Total Recoverable

Prep Batch: 768608

Analyte	Sample	Sample	Spike	MSD	MSD	Unit	D	%Rec	%Rec		RPD	
	Result	Qualifier	Added	Result	Qualifier				Limits		RPD	Limit
Calcium	495000		5000	479700	4	ug/L		-308	75 - 125		3	20
Iron	27800		5000	31600	4	ug/L		77	75 - 125		2	20
Magnesium	49100		5010	51880	4	ug/L		55	75 - 125		2	20
Molybdenum	10.0	U	100	99.88		ug/L		100	75 - 125		0	20
Potassium	6740		6970	14290		ug/L		108	75 - 125		2	20
Selenium	20.0	U	100	98.21		ug/L		98	75 - 125		1	20
Sodium	101000		5050	101500	4	ug/L		4	75 - 125		2	20

Lab Sample ID: MB 680-768857/1-A

Matrix: Water

Analysis Batch: 768929

Client Sample ID: Method Blank

Prep Type: Total Recoverable

Prep Batch: 768857

Analyte	MB	MB	RL	MDL	Unit	D	Prepared	Analyzed	Dil Fac
	Result	Qualifier							
Calcium	500	U	500		ug/L		03/20/23 09:08	03/21/23 22:14	1
Iron	100	U	100		ug/L		03/20/23 09:08	03/21/23 22:14	1
Magnesium	500	U	500		ug/L		03/20/23 09:08	03/21/23 22:14	1
Molybdenum	10.0	U	10.0		ug/L		03/20/23 09:08	03/21/23 22:14	1
Potassium	1000	U	1000		ug/L		03/20/23 09:08	03/21/23 22:14	1
Selenium	20.0	U	20.0		ug/L		03/20/23 09:08	03/21/23 22:14	1
Sodium	2000	U	2000		ug/L		03/20/23 09:08	03/21/23 22:14	1

Lab Sample ID: LCS 680-768857/2-A

Matrix: Water

Analysis Batch: 768929

Client Sample ID: Lab Control Sample

Prep Type: Total Recoverable

Prep Batch: 768857

Analyte	Spike	LCS	LCS	Unit	D	%Rec	%Rec	
							Result	Qualifier
Calcium	5000	5172		ug/L		103	80 - 120	
Iron	5000	5307		ug/L		106	80 - 120	
Magnesium	5010	5182		ug/L		103	80 - 120	
Molybdenum	100	101.0		ug/L		101	80 - 120	
Potassium	6970	7569		ug/L		109	80 - 120	
Selenium	100	95.33		ug/L		95	80 - 120	
Sodium	5050	5064		ug/L		100	80 - 120	

Eurofins Savannah

QC Sample Results

Client: South Carolina Public Service Authority
 Project/Site: 125915/JM02.09.G01.1/36500

Job ID: 680-232196-1

Method: 6010D - Metals (ICP) (Continued)

Lab Sample ID: 680-232196-1 MS

Matrix: Water

Analysis Batch: 768929

Client Sample ID: AF56394

Prep Type: Total Recoverable

Prep Batch: 768857

Analyte	Sample	Sample	Spike	MS	MS	Unit	D	%Rec	%Rec	
	Result	Qualifier	Added	Result	Qualifier				Limits	
Calcium	10600		5000	15760		ug/L		104	75 - 125	
Iron	3060		5000	8285		ug/L		105	75 - 125	
Magnesium	1000		5010	6188		ug/L		104	75 - 125	
Molybdenum	10.0	U	100	100.6		ug/L		101	75 - 125	
Potassium	1000	U	6970	7931		ug/L		107	75 - 125	
Selenium	20.0	U	100	94.05		ug/L		94	75 - 125	
Sodium	5460		5050	10600		ug/L		102	75 - 125	

Lab Sample ID: 680-232196-1 MSD

Matrix: Water

Analysis Batch: 768929

Client Sample ID: AF56394

Prep Type: Total Recoverable

Prep Batch: 768857

Analyte	Sample	Sample	Spike	MSD	MSD	Unit	D	%Rec	%Rec		RPD	
	Result	Qualifier	Added	Result	Qualifier				Limits		RPD	Limit
Calcium	10600		5000	15550		ug/L		100	75 - 125		1	20
Iron	3060		5000	8180		ug/L		102	75 - 125		1	20
Magnesium	1000		5010	6135		ug/L		102	75 - 125		1	20
Molybdenum	10.0	U	100	99.59		ug/L		100	75 - 125		1	20
Potassium	1000	U	6970	7836		ug/L		105	75 - 125		1	20
Selenium	20.0	U	100	89.89		ug/L		90	75 - 125		5	20
Sodium	5460		5050	10460		ug/L		99	75 - 125		1	20

Lab Sample ID: MB 680-768858/1-A

Matrix: Water

Analysis Batch: 768929

Client Sample ID: Method Blank

Prep Type: Total Recoverable

Prep Batch: 768858

Analyte	MB	MB	RL	MDL	Unit	D	Prepared	Analyzed	Dil Fac
	Result	Qualifier							
Calcium	500	U	500		ug/L		03/20/23 09:08	03/21/23 20:43	1
Iron	100	U	100		ug/L		03/20/23 09:08	03/21/23 20:43	1
Magnesium	500	U	500		ug/L		03/20/23 09:08	03/21/23 20:43	1
Molybdenum	10.0	U	10.0		ug/L		03/20/23 09:08	03/21/23 20:43	1
Potassium	1000	U	1000		ug/L		03/20/23 09:08	03/21/23 20:43	1
Selenium	20.0	U	20.0		ug/L		03/20/23 09:08	03/21/23 20:43	1
Sodium	2000	U	2000		ug/L		03/20/23 09:08	03/21/23 20:43	1

Lab Sample ID: LCS 680-768858/2-A

Matrix: Water

Analysis Batch: 768929

Client Sample ID: Lab Control Sample

Prep Type: Total Recoverable

Prep Batch: 768858

Analyte	Spike Added	LCS	LCS	Unit	D	%Rec	%Rec	
		Result	Qualifier				Limits	
Calcium	5000	5290		ug/L		106	80 - 120	
Iron	5000	5413		ug/L		108	80 - 120	
Magnesium	5010	5283		ug/L		105	80 - 120	
Molybdenum	100	104.8		ug/L		105	80 - 120	
Potassium	6970	7535		ug/L		108	80 - 120	
Selenium	100	92.88		ug/L		93	80 - 120	
Sodium	5050	5173		ug/L		103	80 - 120	

Eurofins Savannah

QC Sample Results

Client: South Carolina Public Service Authority
 Project/Site: 125915/JM02.09.G01.1/36500

Job ID: 680-232196-1

Method: 6010D - Metals (ICP) (Continued)

Lab Sample ID: 680-232196-21 MS

Matrix: Water

Analysis Batch: 768929

Client Sample ID: AF56411

Prep Type: Total Recoverable

Prep Batch: 768858

Analyte	Sample	Sample	Spike	MS	MS	Unit	D	%Rec	%Rec	
	Result	Qualifier	Added	Result	Qualifier				Limits	
Iron	100	U	5000	5184		ug/L		102	75 - 125	
Magnesium	40800		5010	46170	4	ug/L		108	75 - 125	
Molybdenum	10.0	U	100	98.61		ug/L		99	75 - 125	
Potassium	13000		6970	20750		ug/L		111	75 - 125	
Selenium	20.0	U F2 F1	100	40.57	F1	ug/L		41	75 - 125	
Sodium	121000		5050	126600	4	ug/L		109	75 - 125	

Lab Sample ID: 680-232196-21 MS

Matrix: Water

Analysis Batch: 769167

Client Sample ID: AF56411

Prep Type: Total Recoverable

Prep Batch: 768858

Analyte	Sample	Sample	Spike	MS	MS	Unit	D	%Rec	%Rec	
	Result	Qualifier	Added	Result	Qualifier				Limits	
Calcium	796000		5000	822800	4	ug/L		536	75 - 125	

Lab Sample ID: 680-232196-21 MSD

Matrix: Water

Analysis Batch: 768929

Client Sample ID: AF56411

Prep Type: Total Recoverable

Prep Batch: 768858

Analyte	Sample	Sample	Spike	MSD	MSD	Unit	D	%Rec	%Rec		RPD	
	Result	Qualifier	Added	Result	Qualifier				Limits	RPD	Limit	
Iron	100	U	5000	5335		ug/L		105	75 - 125		3	20
Magnesium	40800		5010	46540	4	ug/L		115	75 - 125		1	20
Molybdenum	10.0	U	100	102.3		ug/L		102	75 - 125		4	20
Potassium	13000		6970	21390		ug/L		120	75 - 125		3	20
Selenium	20.0	U F2 F1	100	51.00	F2 F1	ug/L		51	75 - 125		23	20
Sodium	121000		5050	127400	4	ug/L		125	75 - 125		1	20

Lab Sample ID: 680-232196-21 MSD

Matrix: Water

Analysis Batch: 769167

Client Sample ID: AF56411

Prep Type: Total Recoverable

Prep Batch: 768858

Analyte	Sample	Sample	Spike	MSD	MSD	Unit	D	%Rec	%Rec		RPD	
	Result	Qualifier	Added	Result	Qualifier				Limits	RPD	Limit	
Calcium	796000		5000	827000	4	ug/L		620	75 - 125		1	20

Lab Sample ID: MB 680-768859/1-A

Matrix: Water

Analysis Batch: 768929

Client Sample ID: Method Blank

Prep Type: Total Recoverable

Prep Batch: 768859

Analyte	MB		RL	MDL	Unit	D	Prepared	Analyzed	Dil	Fac
	Result	Qualifier								
Calcium	500	U	500		ug/L		03/20/23 09:01	03/21/23 19:06	1	
Iron	100	U	100		ug/L		03/20/23 09:01	03/21/23 19:06	1	
Magnesium	500	U	500		ug/L		03/20/23 09:01	03/21/23 19:06	1	
Molybdenum	10.0	U	10.0		ug/L		03/20/23 09:01	03/21/23 19:06	1	
Potassium	1000	U	1000		ug/L		03/20/23 09:01	03/21/23 19:06	1	
Selenium	20.0	U	20.0		ug/L		03/20/23 09:01	03/21/23 19:06	1	
Sodium	2000	U	2000		ug/L		03/20/23 09:01	03/21/23 19:06	1	

QC Sample Results

Client: South Carolina Public Service Authority
 Project/Site: 125915/JM02.09.G01.1/36500

Job ID: 680-232196-1

Method: 6010D - Metals (ICP) (Continued)

Lab Sample ID: LCS 680-768859/2-A
 Matrix: Water
 Analysis Batch: 768929

Client Sample ID: Lab Control Sample
 Prep Type: Total Recoverable
 Prep Batch: 768859

Analyte	Spike Added	LCS Result	LCS Qualifier	Unit	D	%Rec	%Rec	
							Limits	
Calcium	5000	5013		ug/L		100	80 - 120	
Iron	5000	5131		ug/L		103	80 - 120	
Magnesium	5010	5094		ug/L		102	80 - 120	
Molybdenum	100	100.7		ug/L		101	80 - 120	
Potassium	6970	7245		ug/L		104	80 - 120	
Selenium	100	95.19		ug/L		95	80 - 120	
Sodium	5050	5031		ug/L		100	80 - 120	

Method: 6020B - Metals (ICP/MS)

Lab Sample ID: MB 680-768540/1-A
 Matrix: Water
 Analysis Batch: 768945

Client Sample ID: Method Blank
 Prep Type: Total Recoverable
 Prep Batch: 768540

Analyte	MB MB		RL	MDL	Unit	D	Prepared	Analyzed	Dil Fac
	Result	Qualifier							
Aluminum	100	U	100		ug/L		03/20/23 09:01	03/21/23 15:59	1
Antimony	5.00	U	5.00		ug/L		03/20/23 09:01	03/21/23 15:59	1
Arsenic	3.00	U	3.00		ug/L		03/20/23 09:01	03/21/23 15:59	1
Barium	5.00	U	5.00		ug/L		03/20/23 09:01	03/21/23 15:59	1
Beryllium	0.500	U	0.500		ug/L		03/20/23 09:01	03/21/23 15:59	1
Cadmium	0.500	U	0.500		ug/L		03/20/23 09:01	03/21/23 15:59	1
Chromium	5.00	U	5.00		ug/L		03/20/23 09:01	03/21/23 15:59	1
Cobalt	0.500	U	0.500		ug/L		03/20/23 09:01	03/21/23 15:59	1
Copper	5.00	U	5.00		ug/L		03/20/23 09:01	03/21/23 15:59	1
Lead	2.50	U	2.50		ug/L		03/20/23 09:01	03/21/23 15:59	1
Nickel	5.00	U	5.00		ug/L		03/20/23 09:01	03/21/23 15:59	1
Silver	1.00	U	1.00		ug/L		03/20/23 09:01	03/21/23 15:59	1
Thallium	1.00	U	1.00		ug/L		03/20/23 09:01	03/21/23 15:59	1
Zinc	20.0	U	20.0		ug/L		03/20/23 09:01	03/21/23 15:59	1
Manganese	5.00	U	5.00		ug/L		03/20/23 09:01	03/21/23 15:59	1

Lab Sample ID: LCS 680-768540/2-A
 Matrix: Water
 Analysis Batch: 768945

Client Sample ID: Lab Control Sample
 Prep Type: Total Recoverable
 Prep Batch: 768540

Analyte	Spike Added	LCS Result	LCS Qualifier	Unit	D	%Rec	%Rec	
							Limits	
Aluminum	5000	5338		ug/L		107	80 - 120	
Antimony	50.0	51.80		ug/L		104	80 - 120	
Arsenic	100	103.7		ug/L		104	80 - 120	
Barium	100	102.1		ug/L		102	80 - 120	
Beryllium	50.0	54.66		ug/L		109	80 - 120	
Cadmium	50.0	51.98		ug/L		104	80 - 120	
Chromium	100	108.2		ug/L		108	80 - 120	
Cobalt	50.0	53.54		ug/L		107	80 - 120	
Copper	100	116.1		ug/L		116	80 - 120	
Lead	505	507.5		ug/L		101	80 - 120	
Nickel	100	105.2		ug/L		105	80 - 120	
Silver	50.0	54.86		ug/L		110	80 - 120	
Thallium	50.0	49.92		ug/L		100	80 - 120	

Eurofins Savannah

QC Sample Results

Client: South Carolina Public Service Authority
 Project/Site: 125915/JM02.09.G01.1/36500

Job ID: 680-232196-1

Method: 6020B - Metals (ICP/MS) (Continued)

Lab Sample ID: LCS 680-768540/2-A
Matrix: Water
Analysis Batch: 768945

Client Sample ID: Lab Control Sample
Prep Type: Total Recoverable
Prep Batch: 768540

Analyte	Spike Added	LCS Result	LCS Qualifier	Unit	D	%Rec	%Rec	
							Limits	
Zinc	100	110.6		ug/L		111	80 - 120	
Manganese	400	429.2		ug/L		107	80 - 120	

Lab Sample ID: MB 680-768544/1-A
Matrix: Water
Analysis Batch: 768945

Client Sample ID: Method Blank
Prep Type: Total Recoverable
Prep Batch: 768544

Analyte	MB MB		RL	MDL	Unit	D	Prepared	Analyzed	Dil Fac
	Result	Qualifier							
Aluminum	100	U	100		ug/L		03/20/23 09:08	03/21/23 17:57	1
Antimony	5.00	U	5.00		ug/L		03/20/23 09:08	03/21/23 17:57	1
Arsenic	3.00	U	3.00		ug/L		03/20/23 09:08	03/21/23 17:57	1
Barium	5.00	U	5.00		ug/L		03/20/23 09:08	03/21/23 17:57	1
Cadmium	0.500	U	0.500		ug/L		03/20/23 09:08	03/21/23 17:57	1
Chromium	5.00	U	5.00		ug/L		03/20/23 09:08	03/21/23 17:57	1
Cobalt	0.500	U	0.500		ug/L		03/20/23 09:08	03/21/23 17:57	1
Copper	5.00	U	5.00		ug/L		03/20/23 09:08	03/21/23 17:57	1
Lead	2.50	U	2.50		ug/L		03/20/23 09:08	03/21/23 17:57	1
Nickel	5.00	U	5.00		ug/L		03/20/23 09:08	03/21/23 17:57	1
Silver	1.00	U	1.00		ug/L		03/20/23 09:08	03/21/23 17:57	1
Thallium	1.00	U	1.00		ug/L		03/20/23 09:08	03/21/23 17:57	1
Zinc	20.0	U	20.0		ug/L		03/20/23 09:08	03/21/23 17:57	1
Manganese	5.00	U	5.00		ug/L		03/20/23 09:08	03/21/23 17:57	1

Lab Sample ID: MB 680-768544/1-A
Matrix: Water
Analysis Batch: 769014

Client Sample ID: Method Blank
Prep Type: Total Recoverable
Prep Batch: 768544

Analyte	MB MB		RL	MDL	Unit	D	Prepared	Analyzed	Dil Fac
	Result	Qualifier							
Beryllium	0.500	U	0.500		ug/L		03/20/23 09:08	03/22/23 09:23	1

Lab Sample ID: LCS 680-768544/2-A
Matrix: Water
Analysis Batch: 768945

Client Sample ID: Lab Control Sample
Prep Type: Total Recoverable
Prep Batch: 768544

Analyte	Spike Added	LCS Result	LCS Qualifier	Unit	D	%Rec	%Rec	
							Limits	
Aluminum	5000	4884		ug/L		98	80 - 120	
Antimony	50.0	49.01		ug/L		98	80 - 120	
Arsenic	100	95.38		ug/L		95	80 - 120	
Barium	100	95.86		ug/L		96	80 - 120	
Cadmium	50.0	50.36		ug/L		101	80 - 120	
Chromium	100	100.9		ug/L		101	80 - 120	
Cobalt	50.0	50.80		ug/L		102	80 - 120	
Copper	100	105.9		ug/L		106	80 - 120	
Lead	505	477.8		ug/L		95	80 - 120	
Nickel	100	92.93		ug/L		93	80 - 120	
Silver	50.0	51.72		ug/L		103	80 - 120	
Thallium	50.0	47.32		ug/L		95	80 - 120	
Zinc	100	105.9		ug/L		106	80 - 120	
Manganese	400	409.6		ug/L		102	80 - 120	

QC Sample Results

Client: South Carolina Public Service Authority
 Project/Site: 125915/JM02.09.G01.1/36500

Job ID: 680-232196-1

Method: 6020B - Metals (ICP/MS) (Continued)

Lab Sample ID: LCS 680-768544/2-A
Matrix: Water
Analysis Batch: 769014

Client Sample ID: Lab Control Sample
Prep Type: Total Recoverable
Prep Batch: 768544

Analyte	Spike Added	LCS Result	LCS Qualifier	Unit	D	%Rec	%Rec Limits
Beryllium	50.0	56.61		ug/L		113	80 - 120

Lab Sample ID: 680-232196-1 MS
Matrix: Water
Analysis Batch: 768945

Client Sample ID: AF56394
Prep Type: Total Recoverable
Prep Batch: 768544

Analyte	Sample Result	Sample Qualifier	Spike Added	MS Result	MS Qualifier	Unit	D	%Rec	%Rec Limits
Aluminum	1280		5000	6366		ug/L		102	75 - 125
Antimony	5.00	U	50.0	51.68		ug/L		103	75 - 125
Arsenic	5.88		100	108.0		ug/L		102	75 - 125
Barium	76.0		100	176.8		ug/L		101	75 - 125
Cadmium	0.500	U	50.0	50.40		ug/L		101	75 - 125
Chromium	5.00	U	100	102.8		ug/L		103	75 - 125
Cobalt	0.705		50.0	51.99		ug/L		103	75 - 125
Copper	5.00	U	100	108.0		ug/L		108	75 - 125
Lead	2.50	U	505	489.2		ug/L		97	75 - 125
Nickel	5.00	U	100	98.15		ug/L		98	75 - 125
Silver	1.00	U	50.0	52.85		ug/L		106	75 - 125
Thallium	1.00	U	50.0	48.51		ug/L		97	75 - 125
Zinc	24.9		100	132.5		ug/L		108	75 - 125
Manganese	27.1		400	434.5		ug/L		102	75 - 125

Lab Sample ID: 680-232196-1 MS
Matrix: Water
Analysis Batch: 769014

Client Sample ID: AF56394
Prep Type: Total Recoverable
Prep Batch: 768544

Analyte	Sample Result	Sample Qualifier	Spike Added	MS Result	MS Qualifier	Unit	D	%Rec	%Rec Limits
Beryllium	0.500	U	50.0	56.69		ug/L		113	75 - 125

Lab Sample ID: 680-232196-1 MSD
Matrix: Water
Analysis Batch: 768945

Client Sample ID: AF56394
Prep Type: Total Recoverable
Prep Batch: 768544

Analyte	Sample Result	Sample Qualifier	Spike Added	MSD Result	MSD Qualifier	Unit	D	%Rec	%Rec Limits	RPD	RPD Limit
Aluminum	1280		5000	6254		ug/L		100	75 - 125	2	20
Antimony	5.00	U	50.0	49.50		ug/L		99	75 - 125	4	20
Arsenic	5.88		100	108.9		ug/L		103	75 - 125	1	20
Barium	76.0		100	172.6		ug/L		97	75 - 125	2	20
Cadmium	0.500	U	50.0	49.54		ug/L		99	75 - 125	2	20
Chromium	5.00	U	100	102.5		ug/L		102	75 - 125	0	20
Cobalt	0.705		50.0	51.45		ug/L		101	75 - 125	1	20
Copper	5.00	U	100	108.8		ug/L		109	75 - 125	1	20
Lead	2.50	U	505	485.5		ug/L		96	75 - 125	1	20
Nickel	5.00	U	100	98.23		ug/L		98	75 - 125	0	20
Silver	1.00	U	50.0	51.83		ug/L		104	75 - 125	2	20
Thallium	1.00	U	50.0	48.13		ug/L		96	75 - 125	1	20
Zinc	24.9		100	123.0		ug/L		98	75 - 125	7	20
Manganese	27.1		400	432.3		ug/L		101	75 - 125	1	20

QC Sample Results

Client: South Carolina Public Service Authority
 Project/Site: 125915/JM02.09.G01.1/36500

Job ID: 680-232196-1

Method: 6020B - Metals (ICP/MS) (Continued)

Lab Sample ID: 680-232196-1 MSD
 Matrix: Water
 Analysis Batch: 769014

Client Sample ID: AF56394
 Prep Type: Total Recoverable
 Prep Batch: 768544

Analyte	Sample Result	Sample Qualifier	Spike Added	MSD Result	MSD Qualifier	Unit	D	%Rec	%Rec Limits	RPD	RPD Limit
Beryllium	0.500	U	50.0	56.09		ug/L		112	75 - 125	1	20

Lab Sample ID: MB 680-768552/1-A
 Matrix: Water
 Analysis Batch: 768945

Client Sample ID: Method Blank
 Prep Type: Total Recoverable
 Prep Batch: 768552

Analyte	MB Result	MB Qualifier	RL	MDL	Unit	D	Prepared	Analyzed	Dil Fac
Aluminum	100	U	100		ug/L		03/20/23 09:08	03/21/23 19:54	1
Antimony	5.00	U	5.00		ug/L		03/20/23 09:08	03/21/23 19:54	1
Arsenic	3.00	U	3.00		ug/L		03/20/23 09:08	03/21/23 19:54	1
Barium	5.00	U	5.00		ug/L		03/20/23 09:08	03/21/23 19:54	1
Beryllium	0.500	U	0.500		ug/L		03/20/23 09:08	03/21/23 19:54	1
Cadmium	0.500	U	0.500		ug/L		03/20/23 09:08	03/21/23 19:54	1
Chromium	5.00	U	5.00		ug/L		03/20/23 09:08	03/21/23 19:54	1
Cobalt	0.500	U	0.500		ug/L		03/20/23 09:08	03/21/23 19:54	1
Copper	5.00	U	5.00		ug/L		03/20/23 09:08	03/21/23 19:54	1
Lead	2.50	U	2.50		ug/L		03/20/23 09:08	03/21/23 19:54	1
Nickel	5.00	U	5.00		ug/L		03/20/23 09:08	03/21/23 19:54	1
Silver	1.00	U	1.00		ug/L		03/20/23 09:08	03/21/23 19:54	1
Thallium	1.00	U	1.00		ug/L		03/20/23 09:08	03/21/23 19:54	1
Zinc	20.0	U	20.0		ug/L		03/20/23 09:08	03/21/23 19:54	1
Manganese	5.00	U	5.00		ug/L		03/20/23 09:08	03/21/23 19:54	1

Lab Sample ID: LCS 680-768552/2-A
 Matrix: Water
 Analysis Batch: 768945

Client Sample ID: Lab Control Sample
 Prep Type: Total Recoverable
 Prep Batch: 768552

Analyte	Spike Added	LCS Result	LCS Qualifier	Unit	D	%Rec	%Rec Limits
Aluminum	5000	5381		ug/L		108	80 - 120
Antimony	50.0	53.20		ug/L		106	80 - 120
Arsenic	100	109.8		ug/L		110	80 - 120
Barium	100	104.9		ug/L		105	80 - 120
Beryllium	50.0	50.03		ug/L		100	80 - 120
Cadmium	50.0	54.49		ug/L		109	80 - 120
Chromium	100	107.2		ug/L		107	80 - 120
Cobalt	50.0	54.46		ug/L		109	80 - 120
Copper	100	111.4		ug/L		111	80 - 120
Lead	505	513.4		ug/L		102	80 - 120
Nickel	100	100.1		ug/L		100	80 - 120
Silver	50.0	54.03		ug/L		108	80 - 120
Thallium	50.0	51.46		ug/L		103	80 - 120
Zinc	100	103.8		ug/L		104	80 - 120
Manganese	400	434.1		ug/L		109	80 - 120

QC Sample Results

Client: South Carolina Public Service Authority
 Project/Site: 125915/JM02.09.G01.1/36500

Job ID: 680-232196-1

Method: 6020B - Metals (ICP/MS) (Continued)

Lab Sample ID: 680-232196-21 MS

Matrix: Water

Analysis Batch: 768945

Client Sample ID: AF56411

Prep Type: Total Recoverable

Prep Batch: 768552

Analyte	Sample	Sample	Spike	MS	MS	Unit	D	%Rec	%Rec
	Result	Qualifier	Added	Result	Qualifier				Limits
Aluminum	100	U	5000	5779		ug/L		116	75 - 125
Antimony	5.00	U	50.0	55.90		ug/L		112	75 - 125
Arsenic	8.18		100	120.5		ug/L		112	75 - 125
Barium	95.4		100	211.5		ug/L		116	75 - 125
Beryllium	0.500	U	50.0	55.57		ug/L		111	75 - 125
Cadmium	0.500	U	50.0	53.63		ug/L		107	75 - 125
Chromium	5.00	U	100	121.9		ug/L		122	75 - 125
Cobalt	0.500	U	50.0	59.05		ug/L		118	75 - 125
Copper	5.00	U	100	114.5		ug/L		114	75 - 125
Lead	2.50	U	505	600.1		ug/L		119	75 - 125
Nickel	5.00	U	100	110.8		ug/L		111	75 - 125
Silver	1.00	U	50.0	53.16		ug/L		106	75 - 125
Thallium	1.00	U F1	50.0	61.74		ug/L		123	75 - 125
Zinc	199	F1	100	267.8	F1	ug/L		69	75 - 125
Manganese	101		400	587.0		ug/L		122	75 - 125

Lab Sample ID: 680-232196-21 MSD

Matrix: Water

Analysis Batch: 768945

Client Sample ID: AF56411

Prep Type: Total Recoverable

Prep Batch: 768552

Analyte	Sample	Sample	Spike	MSD	MSD	Unit	D	%Rec	%Rec	RPD	
	Result	Qualifier	Added	Result	Qualifier				Limits	RPD	Limit
Aluminum	100	U	5000	5957		ug/L		119	75 - 125	3	20
Antimony	5.00	U	50.0	58.11		ug/L		116	75 - 125	4	20
Arsenic	8.18		100	126.6		ug/L		118	75 - 125	5	20
Barium	95.4		100	218.6		ug/L		123	75 - 125	3	20
Beryllium	0.500	U	50.0	58.13		ug/L		116	75 - 125	5	20
Cadmium	0.500	U	50.0	56.57		ug/L		113	75 - 125	5	20
Chromium	5.00	U	100	119.1		ug/L		119	75 - 125	2	20
Cobalt	0.500	U	50.0	59.36		ug/L		119	75 - 125	1	20
Copper	5.00	U	100	116.8		ug/L		117	75 - 125	2	20
Lead	2.50	U	505	608.8		ug/L		121	75 - 125	1	20
Nickel	5.00	U	100	111.7		ug/L		112	75 - 125	1	20
Silver	1.00	U	50.0	53.81		ug/L		108	75 - 125	1	20
Thallium	1.00	U F1	50.0	62.76	F1	ug/L		126	75 - 125	2	20
Zinc	199	F1	100	301.0		ug/L		102	75 - 125	12	20
Manganese	101		400	576.8		ug/L		119	75 - 125	2	20

Lab Sample ID: MB 680-768613/1-A

Matrix: Water

Analysis Batch: 768945

Client Sample ID: Method Blank

Prep Type: Total Recoverable

Prep Batch: 768613

Analyte	MB	MB	RL	MDL	Unit	D	Prepared	Analyzed	Dil Fac
	Result	Qualifier							
Aluminum	100	U	100		ug/L		03/20/23 13:39	03/21/23 21:56	1
Antimony	5.00	U	5.00		ug/L		03/20/23 13:39	03/21/23 21:56	1
Arsenic	3.00	U	3.00		ug/L		03/20/23 13:39	03/21/23 21:56	1
Barium	5.00	U	5.00		ug/L		03/20/23 13:39	03/21/23 21:56	1
Beryllium	0.500	U	0.500		ug/L		03/20/23 13:39	03/21/23 21:56	1
Cadmium	0.500	U	0.500		ug/L		03/20/23 13:39	03/21/23 21:56	1
Chromium	5.00	U	5.00		ug/L		03/20/23 13:39	03/21/23 21:56	1

Eurofins Savannah

QC Sample Results

Client: South Carolina Public Service Authority
 Project/Site: 125915/JM02.09.G01.1/36500

Job ID: 680-232196-1

Method: 6020B - Metals (ICP/MS) (Continued)

Lab Sample ID: MB 680-768613/1-A
Matrix: Water
Analysis Batch: 768945

Client Sample ID: Method Blank
Prep Type: Total Recoverable
Prep Batch: 768613

Analyte	MB MB		RL	MDL	Unit	D	Prepared	Analyzed	Dil Fac
	Result	Qualifier							
Cobalt	0.500	U	0.500		ug/L		03/20/23 13:39	03/21/23 21:56	1
Copper	5.00	U	5.00		ug/L		03/20/23 13:39	03/21/23 21:56	1
Lead	2.50	U	2.50		ug/L		03/20/23 13:39	03/21/23 21:56	1
Nickel	5.00	U	5.00		ug/L		03/20/23 13:39	03/21/23 21:56	1
Silver	1.00	U	1.00		ug/L		03/20/23 13:39	03/21/23 21:56	1
Thallium	1.00	U	1.00		ug/L		03/20/23 13:39	03/21/23 21:56	1
Zinc	20.0	U	20.0		ug/L		03/20/23 13:39	03/21/23 21:56	1
Manganese	5.00	U	5.00		ug/L		03/20/23 13:39	03/21/23 21:56	1

Lab Sample ID: LCS 680-768613/2-A
Matrix: Water
Analysis Batch: 768945

Client Sample ID: Lab Control Sample
Prep Type: Total Recoverable
Prep Batch: 768613

Analyte	Spike Added	LCS Result	LCS Qualifier	Unit	D	%Rec	%Rec Limits
Antimony	50.0	50.30		ug/L		101	80 - 120
Arsenic	100	96.86		ug/L		97	80 - 120
Barium	100	96.16		ug/L		96	80 - 120
Beryllium	50.0	49.35		ug/L		99	80 - 120
Cadmium	50.0	49.86		ug/L		100	80 - 120
Chromium	100	98.60		ug/L		99	80 - 120
Cobalt	50.0	50.99		ug/L		102	80 - 120
Copper	100	100.7		ug/L		101	80 - 120
Lead	505	475.9		ug/L		94	80 - 120
Nickel	100	96.51		ug/L		97	80 - 120
Silver	50.0	49.14		ug/L		98	80 - 120
Thallium	50.0	47.31		ug/L		95	80 - 120
Zinc	100	101.1		ug/L		101	80 - 120
Manganese	400	400.6		ug/L		100	80 - 120

Lab Sample ID: 680-232196-42 MS
Matrix: Water
Analysis Batch: 768945

Client Sample ID: AF56414
Prep Type: Total Recoverable
Prep Batch: 768613

Analyte	Sample Result	Sample Qualifier	Spike Added	MS Result	MS Qualifier	Unit	D	%Rec	%Rec Limits
Antimony	5.00	U	50.0	51.95		ug/L		104	75 - 125
Arsenic	3.00	U	100	100.8		ug/L		100	75 - 125
Barium	413		100	504.5	4	ug/L		91	75 - 125
Beryllium	0.500	U	50.0	50.80		ug/L		101	75 - 125
Cadmium	0.500	U	50.0	50.23		ug/L		100	75 - 125
Chromium	5.00	U	100	103.6		ug/L		104	75 - 125
Cobalt	0.500	U	50.0	51.77		ug/L		104	75 - 125
Copper	5.00	U	100	103.1		ug/L		103	75 - 125
Lead	2.50	U	505	527.4		ug/L		105	75 - 125
Nickel	5.00	U	100	96.03		ug/L		96	75 - 125
Silver	1.00	U	50.0	48.82		ug/L		98	75 - 125
Thallium	1.00	U	50.0	53.92		ug/L		108	75 - 125
Zinc	20.0	U	100	100.1		ug/L		100	75 - 125

Eurofins Savannah

QC Sample Results

Client: South Carolina Public Service Authority
 Project/Site: 125915/JM02.09.G01.1/36500

Job ID: 680-232196-1

Method: 6020B - Metals (ICP/MS) (Continued)

Lab Sample ID: 680-232196-42 MS

Matrix: Water

Analysis Batch: 768945

Client Sample ID: AF56414

Prep Type: Total Recoverable

Prep Batch: 768613

Analyte	Sample Result	Sample Qualifier	Spike Added	MS Result	MS Qualifier	Unit	D	%Rec	%Rec Limits
Manganese	626		400	1027		ug/L		100	75 - 125

Lab Sample ID: 680-232196-42 MSD

Matrix: Water

Analysis Batch: 768945

Client Sample ID: AF56414

Prep Type: Total Recoverable

Prep Batch: 768613

Analyte	Sample Result	Sample Qualifier	Spike Added	MSD Result	MSD Qualifier	Unit	D	%Rec	%Rec Limits	RPD	RPD Limit
Aluminum	100	U	5000	5419		ug/L		108	75 - 125	5	20
Antimony	5.00	U	50.0	53.96		ug/L		108	75 - 125	4	20
Arsenic	3.00	U	100	118.0		ug/L		117	75 - 125	16	20
Barium	413		100	527.2	4	ug/L		114	75 - 125	4	20
Beryllium	0.500	U	50.0	54.08		ug/L		107	75 - 125	6	20
Cadmium	0.500	U	50.0	53.48		ug/L		107	75 - 125	6	20
Chromium	5.00	U	100	110.0		ug/L		110	75 - 125	6	20
Cobalt	0.500	U	50.0	55.83		ug/L		112	75 - 125	8	20
Copper	5.00	U	100	108.4		ug/L		108	75 - 125	5	20
Lead	2.50	U	505	554.7		ug/L		110	75 - 125	5	20
Nickel	5.00	U	100	101.5		ug/L		102	75 - 125	6	20
Silver	1.00	U	50.0	50.75		ug/L		101	75 - 125	4	20
Thallium	1.00	U	50.0	56.00		ug/L		112	75 - 125	4	20
Zinc	20.0	U	100	108.5		ug/L		108	75 - 125	8	20
Manganese	626		400	1076		ug/L		112	75 - 125	5	20

Method: 7470A - Mercury (CVAA)

Lab Sample ID: MB 680-768588/1-A

Matrix: Water

Analysis Batch: 768864

Client Sample ID: Method Blank

Prep Type: Total/NA

Prep Batch: 768588

Analyte	MB Result	MB Qualifier	RL	MDL	Unit	D	Prepared	Analyzed	Dil Fac
Mercury	0.200	U	0.200		ug/L		03/20/23 12:30	03/20/23 18:43	1

Lab Sample ID: LCS 680-768588/2-A

Matrix: Water

Analysis Batch: 768864

Client Sample ID: Lab Control Sample

Prep Type: Total/NA

Prep Batch: 768588

Analyte	Spike Added	LCS Result	LCS Qualifier	Unit	D	%Rec	%Rec Limits
Mercury	2.50	2.479		ug/L		99	80 - 120

Lab Sample ID: MB 680-768590/1-A

Matrix: Water

Analysis Batch: 768864

Client Sample ID: Method Blank

Prep Type: Total/NA

Prep Batch: 768590

Analyte	MB Result	MB Qualifier	RL	MDL	Unit	D	Prepared	Analyzed	Dil Fac
Mercury	0.200	U	0.200		ug/L		03/20/23 12:45	03/21/23 12:19	1

Eurofins Savannah

QC Sample Results

Client: South Carolina Public Service Authority
 Project/Site: 125915/JM02.09.G01.1/36500

Job ID: 680-232196-1

Method: 7470A - Mercury (CVAA) (Continued)

Lab Sample ID: LCS 680-768590/2-A				Client Sample ID: Lab Control Sample							
Matrix: Water				Prep Type: Total/NA							
Analysis Batch: 768864				Prep Batch: 768590							
Analyte	Spike Added	LCS Result	LCS Qualifier	Unit	D	%Rec	%Rec Limits				
Mercury	2.50	2.311		ug/L		92	80 - 120				
Lab Sample ID: 680-232196-38 MS				Client Sample ID: AF56421							
Matrix: Water				Prep Type: Total/NA							
Analysis Batch: 768864				Prep Batch: 768590							
Analyte	Sample Result	Sample Qualifier	Spike Added	MS Result	MS Qualifier	Unit	D	%Rec	%Rec Limits		
Mercury	0.200	U F1	1.00	0.7944	F1	ug/L		79	80 - 120		
Lab Sample ID: 680-232196-38 MSD				Client Sample ID: AF56421							
Matrix: Water				Prep Type: Total/NA							
Analysis Batch: 768864				Prep Batch: 768590							
Analyte	Sample Result	Sample Qualifier	Spike Added	MSD Result	MSD Qualifier	Unit	D	%Rec	%Rec Limits	RPD	Limit
Mercury	0.200	U F1	1.00	0.8144		ug/L		81	80 - 120	2	20
Lab Sample ID: MB 680-768609/1-A				Client Sample ID: Method Blank							
Matrix: Water				Prep Type: Total/NA							
Analysis Batch: 768864				Prep Batch: 768609							
Analyte	MB Result	MB Qualifier	RL	MDL	Unit	D	Prepared	Analyzed	Dil Fac		
Mercury	0.200	U	0.200		ug/L		03/20/23 13:40	03/21/23 10:12	1		
Lab Sample ID: LCS 680-768609/2-A				Client Sample ID: Lab Control Sample							
Matrix: Water				Prep Type: Total/NA							
Analysis Batch: 768864				Prep Batch: 768609							
Analyte	Spike Added	LCS Result	LCS Qualifier	Unit	D	%Rec	%Rec Limits				
Mercury	2.50	2.338		ug/L		94	80 - 120				
Lab Sample ID: 680-232196-33 MS				Client Sample ID: AF56408							
Matrix: Water				Prep Type: Total/NA							
Analysis Batch: 768864				Prep Batch: 768609							
Analyte	Sample Result	Sample Qualifier	Spike Added	MS Result	MS Qualifier	Unit	D	%Rec	%Rec Limits		
Mercury	0.200	U F1	1.00	0.8587	F1	ug/L		78	80 - 120		
Lab Sample ID: 680-232196-33 MSD				Client Sample ID: AF56408							
Matrix: Water				Prep Type: Total/NA							
Analysis Batch: 768864				Prep Batch: 768609							
Analyte	Sample Result	Sample Qualifier	Spike Added	MSD Result	MSD Qualifier	Unit	D	%Rec	%Rec Limits	RPD	Limit
Mercury	0.200	U F1	1.00	0.7309	F1	ug/L		65	80 - 120	16	20
Lab Sample ID: MB 680-768648/1-A				Client Sample ID: Method Blank							
Matrix: Water				Prep Type: Total/NA							
Analysis Batch: 768864				Prep Batch: 768648							
Analyte	MB Result	MB Qualifier	RL	MDL	Unit	D	Prepared	Analyzed	Dil Fac		
Mercury	0.200	U	0.200		ug/L		03/20/23 15:26	03/21/23 11:46	1		

Eurofins Savannah

QC Sample Results

Client: South Carolina Public Service Authority
 Project/Site: 125915/JM02.09.G01.1/36500

Job ID: 680-232196-1

Method: 7470A - Mercury (CVAA)

Lab Sample ID: LCS 680-768648/2-A				Client Sample ID: Lab Control Sample							
Matrix: Water				Prep Type: Total/NA							
Analysis Batch: 768864				Prep Batch: 768648							
Analyte			Spike Added	LCS Result	LCS Qualifier	Unit	D	%Rec	%Rec Limits		
Mercury			2.50	2.343		ug/L		94	80 - 120		

Lab Sample ID: 680-232196-44 MS				Client Sample ID: AF56428							
Matrix: Water				Prep Type: Total/NA							
Analysis Batch: 768864				Prep Batch: 768648							
Analyte	Sample Result	Sample Qualifier	Spike Added	MS Result	MS Qualifier	Unit	D	%Rec	%Rec Limits		
Mercury	0.200	U	1.00	0.8867		ug/L		89	80 - 120		

Lab Sample ID: 680-232196-44 MSD				Client Sample ID: AF56428							
Matrix: Water				Prep Type: Total/NA							
Analysis Batch: 768864				Prep Batch: 768648							
Analyte	Sample Result	Sample Qualifier	Spike Added	MSD Result	MSD Qualifier	Unit	D	%Rec	%Rec Limits	RPD	RPD Limit
Mercury	0.200	U	1.00	0.8738		ug/L		87	80 - 120	1	20

QC Association Summary

Client: South Carolina Public Service Authority
 Project/Site: 125915/JM02.09.G01.1/36500

Job ID: 680-232196-1

Metals

Prep Batch: 604813

Lab Sample ID	Client Sample ID	Prep Type	Matrix	Method	Prep Batch
680-232196-1	AF56394	Total/NA	Water	3010A	
680-232196-2	AF56331	Total/NA	Water	3010A	
680-232196-3	AF56332	Total/NA	Water	3010A	
680-232196-4	AF56395	Total/NA	Water	3010A	
680-232196-5	AF56396	Total/NA	Water	3010A	
680-232196-6	AF56397	Total/NA	Water	3010A	
680-232196-7	AF56400	Total/NA	Water	3010A	
680-232196-8	AF56442	Total/NA	Water	3010A	
680-232196-9	AF56443	Total/NA	Water	3010A	
680-232196-10	AF56402	Total/NA	Water	3010A	
680-232196-11	AF56403	Total/NA	Water	3010A	
680-232196-12	AF56404	Total/NA	Water	3010A	
680-232196-13	AF56434	Total/NA	Water	3010A	
680-232196-14	AF56433	Total/NA	Water	3010A	
680-232196-15	AF56435	Total/NA	Water	3010A	
680-232196-16	AF56436	Total/NA	Water	3010A	
680-232196-17	AF56437	Total/NA	Water	3010A	
680-232196-18	AF56438	Total/NA	Water	3010A	
680-232196-19	AF56409	Total/NA	Water	3010A	
680-232196-20	AF56410	Total/NA	Water	3010A	
MB 160-604813/1-A	Method Blank	Total/NA	Water	3010A	
LCS 160-604813/2-A	Lab Control Sample	Total/NA	Water	3010A	
680-232196-3 MS	AF56332	Total/NA	Water	3010A	
680-232196-3 MSD	AF56332	Total/NA	Water	3010A	

Prep Batch: 604815

Lab Sample ID	Client Sample ID	Prep Type	Matrix	Method	Prep Batch
680-232196-21	AF56411	Total/NA	Water	3010A	
680-232196-22	AF56412	Total/NA	Water	3010A	
680-232196-23	AF56413	Total/NA	Water	3010A	
680-232196-24	AF56430	Total/NA	Water	3010A	
680-232196-25	AF56406	Total/NA	Water	3010A	
680-232196-26	AF56407	Total/NA	Water	3010A	
680-232196-27	AF56418	Total/NA	Water	3010A	
680-232196-28	AF56422	Total/NA	Water	3010A	
680-232196-29	AF56419	Total/NA	Water	3010A	
680-232196-30	AF56425	Total/NA	Water	3010A	
680-232196-31	AF56426	Total/NA	Water	3010A	
680-232196-32	AF56427	Total/NA	Water	3010A	
680-232196-33	AF56408	Total/NA	Water	3010A	
680-232196-34	AF56415	Total/NA	Water	3010A	
680-232196-35	AF56416	Total/NA	Water	3010A	
680-232196-36	AF56417	Total/NA	Water	3010A	
680-232196-37	AF56429	Total/NA	Water	3010A	
680-232196-38	AF56421	Total/NA	Water	3010A	
680-232196-39	AF56428	Total/NA	Water	3010A	
680-232196-40	AF56439	Total/NA	Water	3010A	
MB 160-604815/1-A	Method Blank	Total/NA	Water	3010A	
LCS 160-604815/2-A	Lab Control Sample	Total/NA	Water	3010A	
680-232196-22 MS	AF56412	Total/NA	Water	3010A	
680-232196-22 MSD	AF56412	Total/NA	Water	3010A	

QC Association Summary

Client: South Carolina Public Service Authority
 Project/Site: 125915/JM02.09.G01.1/36500

Job ID: 680-232196-1

Metals

Prep Batch: 604817

Lab Sample ID	Client Sample ID	Prep Type	Matrix	Method	Prep Batch
680-232196-41	AF56441	Total/NA	Water	3010A	
680-232196-42	AF56414	Total/NA	Water	3010A	
680-232196-43	AF56423	Total/NA	Water	3010A	
680-232196-44	AF56428	Total/NA	Water	3010A	
MB 160-604817/1-A	Method Blank	Total/NA	Water	3010A	
LCS 160-604817/2-A	Lab Control Sample	Total/NA	Water	3010A	
680-232196-43 MS	AF56423	Total/NA	Water	3010A	
680-232196-43 MSD	AF56423	Total/NA	Water	3010A	

Analysis Batch: 605060

Lab Sample ID	Client Sample ID	Prep Type	Matrix	Method	Prep Batch
680-232196-1	AF56394	Total/NA	Water	6010D	604813
680-232196-2	AF56331	Total/NA	Water	6010D	604813
680-232196-3	AF56332	Total/NA	Water	6010D	604813
680-232196-4	AF56395	Total/NA	Water	6010D	604813
680-232196-5	AF56396	Total/NA	Water	6010D	604813
680-232196-6	AF56397	Total/NA	Water	6010D	604813
680-232196-7	AF56400	Total/NA	Water	6010D	604813
680-232196-8	AF56442	Total/NA	Water	6010D	604813
680-232196-9	AF56443	Total/NA	Water	6010D	604813
680-232196-10	AF56402	Total/NA	Water	6010D	604813
680-232196-11	AF56403	Total/NA	Water	6010D	604813
680-232196-12	AF56404	Total/NA	Water	6010D	604813
680-232196-13	AF56434	Total/NA	Water	6010D	604813
680-232196-14	AF56433	Total/NA	Water	6010D	604813
680-232196-15	AF56435	Total/NA	Water	6010D	604813
680-232196-16	AF56436	Total/NA	Water	6010D	604813
680-232196-17	AF56437	Total/NA	Water	6010D	604813
680-232196-18	AF56438	Total/NA	Water	6010D	604813
680-232196-19	AF56409	Total/NA	Water	6010D	604813
680-232196-20	AF56410	Total/NA	Water	6010D	604813
680-232196-21	AF56411	Total/NA	Water	6010D	604815
680-232196-22	AF56412	Total/NA	Water	6010D	604815
680-232196-23	AF56413	Total/NA	Water	6010D	604815
680-232196-24	AF56430	Total/NA	Water	6010D	604815
680-232196-25	AF56406	Total/NA	Water	6010D	604815
680-232196-26	AF56407	Total/NA	Water	6010D	604815
680-232196-27	AF56418	Total/NA	Water	6010D	604815
680-232196-28	AF56422	Total/NA	Water	6010D	604815
680-232196-29	AF56419	Total/NA	Water	6010D	604815
680-232196-30	AF56425	Total/NA	Water	6010D	604815
680-232196-31	AF56426	Total/NA	Water	6010D	604815
680-232196-32	AF56427	Total/NA	Water	6010D	604815
680-232196-33	AF56408	Total/NA	Water	6010D	604815
680-232196-34	AF56415	Total/NA	Water	6010D	604815
680-232196-35	AF56416	Total/NA	Water	6010D	604815
680-232196-36	AF56417	Total/NA	Water	6010D	604815
680-232196-37	AF56429	Total/NA	Water	6010D	604815
680-232196-38	AF56421	Total/NA	Water	6010D	604815
680-232196-39	AF56428	Total/NA	Water	6010D	604815
680-232196-40	AF56439	Total/NA	Water	6010D	604815

Eurofins Savannah

QC Association Summary

Client: South Carolina Public Service Authority
 Project/Site: 125915/JM02.09.G01.1/36500

Job ID: 680-232196-1

Metals (Continued)

Analysis Batch: 605060 (Continued)

Lab Sample ID	Client Sample ID	Prep Type	Matrix	Method	Prep Batch
680-232196-41	AF56441	Total/NA	Water	6010D	604817
680-232196-42	AF56414	Total/NA	Water	6010D	604817
680-232196-43	AF56423	Total/NA	Water	6010D	604817
680-232196-44	AF56428	Total/NA	Water	6010D	604817
MB 160-604813/1-A	Method Blank	Total/NA	Water	6010D	604813
MB 160-604815/1-A	Method Blank	Total/NA	Water	6010D	604815
MB 160-604817/1-A	Method Blank	Total/NA	Water	6010D	604817
LCS 160-604813/2-A	Lab Control Sample	Total/NA	Water	6010D	604813
LCS 160-604815/2-A	Lab Control Sample	Total/NA	Water	6010D	604815
LCS 160-604817/2-A	Lab Control Sample	Total/NA	Water	6010D	604817
680-232196-3 MS	AF56332	Total/NA	Water	6010D	604813
680-232196-3 MSD	AF56332	Total/NA	Water	6010D	604813
680-232196-22 MS	AF56412	Total/NA	Water	6010D	604815
680-232196-22 MSD	AF56412	Total/NA	Water	6010D	604815
680-232196-43 MS	AF56423	Total/NA	Water	6010D	604817
680-232196-43 MSD	AF56423	Total/NA	Water	6010D	604817

Prep Batch: 768540

Lab Sample ID	Client Sample ID	Prep Type	Matrix	Method	Prep Batch
680-232196-39	AF56428	Total Recoverable	Water	3005A	
MB 680-768540/1-A	Method Blank	Total Recoverable	Water	3005A	
LCS 680-768540/2-A	Lab Control Sample	Total Recoverable	Water	3005A	

Prep Batch: 768544

Lab Sample ID	Client Sample ID	Prep Type	Matrix	Method	Prep Batch
680-232196-1	AF56394	Total Recoverable	Water	3005A	
680-232196-2	AF56331	Total Recoverable	Water	3005A	
680-232196-3	AF56332	Total Recoverable	Water	3005A	
680-232196-4	AF56395	Total Recoverable	Water	3005A	
680-232196-5	AF56396	Total Recoverable	Water	3005A	
680-232196-6	AF56397	Total Recoverable	Water	3005A	
680-232196-7	AF56400	Total Recoverable	Water	3005A	
680-232196-8	AF56442	Total Recoverable	Water	3005A	
680-232196-9	AF56443	Total Recoverable	Water	3005A	
680-232196-10	AF56402	Total Recoverable	Water	3005A	
680-232196-11	AF56403	Total Recoverable	Water	3005A	
680-232196-12	AF56404	Total Recoverable	Water	3005A	
680-232196-13	AF56434	Total Recoverable	Water	3005A	
680-232196-14	AF56433	Total Recoverable	Water	3005A	
680-232196-15	AF56435	Total Recoverable	Water	3005A	
680-232196-16	AF56436	Total Recoverable	Water	3005A	
680-232196-17	AF56437	Total Recoverable	Water	3005A	
680-232196-18	AF56438	Total Recoverable	Water	3005A	
680-232196-19	AF56409	Total Recoverable	Water	3005A	
680-232196-20	AF56410	Total Recoverable	Water	3005A	
MB 680-768544/1-A	Method Blank	Total Recoverable	Water	3005A	
LCS 680-768544/2-A	Lab Control Sample	Total Recoverable	Water	3005A	
680-232196-1 MS	AF56394	Total Recoverable	Water	3005A	
680-232196-1 MSD	AF56394	Total Recoverable	Water	3005A	

QC Association Summary

Client: South Carolina Public Service Authority
 Project/Site: 125915/JM02.09.G01.1/36500

Job ID: 680-232196-1

Metals

Prep Batch: 768552

Lab Sample ID	Client Sample ID	Prep Type	Matrix	Method	Prep Batch
680-232196-21	AF56411	Total Recoverable	Water	3005A	
680-232196-22	AF56412	Total Recoverable	Water	3005A	
680-232196-23	AF56413	Total Recoverable	Water	3005A	
680-232196-24	AF56430	Total Recoverable	Water	3005A	
680-232196-25	AF56406	Total Recoverable	Water	3005A	
680-232196-26	AF56407	Total Recoverable	Water	3005A	
680-232196-27	AF56418	Total Recoverable	Water	3005A	
680-232196-28	AF56422	Total Recoverable	Water	3005A	
680-232196-29	AF56419	Total Recoverable	Water	3005A	
680-232196-30	AF56425	Total Recoverable	Water	3005A	
680-232196-31	AF56426	Total Recoverable	Water	3005A	
680-232196-32	AF56427	Total Recoverable	Water	3005A	
680-232196-33	AF56408	Total Recoverable	Water	3005A	
680-232196-34	AF56415	Total Recoverable	Water	3005A	
680-232196-35	AF56416	Total Recoverable	Water	3005A	
680-232196-36	AF56417	Total Recoverable	Water	3005A	
680-232196-37	AF56429	Total Recoverable	Water	3005A	
680-232196-38	AF56421	Total Recoverable	Water	3005A	
680-232196-40	AF56439	Total Recoverable	Water	3005A	
680-232196-41	AF56441	Total Recoverable	Water	3005A	
MB 680-768552/1-A	Method Blank	Total Recoverable	Water	3005A	
LCS 680-768552/2-A	Lab Control Sample	Total Recoverable	Water	3005A	
680-232196-21 MS	AF56411	Total Recoverable	Water	3005A	
680-232196-21 MSD	AF56411	Total Recoverable	Water	3005A	

Prep Batch: 768588

Lab Sample ID	Client Sample ID	Prep Type	Matrix	Method	Prep Batch
680-232196-1	AF56394	Total/NA	Water	7470A	
MB 680-768588/1-A	Method Blank	Total/NA	Water	7470A	
LCS 680-768588/2-A	Lab Control Sample	Total/NA	Water	7470A	

Prep Batch: 768590

Lab Sample ID	Client Sample ID	Prep Type	Matrix	Method	Prep Batch
680-232196-2	AF56331	Total/NA	Water	7470A	
680-232196-3	AF56332	Total/NA	Water	7470A	
680-232196-4	AF56395	Total/NA	Water	7470A	
680-232196-5	AF56396	Total/NA	Water	7470A	
680-232196-6	AF56397	Total/NA	Water	7470A	
680-232196-12	AF56404	Total/NA	Water	7470A	
680-232196-13	AF56434	Total/NA	Water	7470A	
680-232196-14	AF56433	Total/NA	Water	7470A	
680-232196-15	AF56435	Total/NA	Water	7470A	
680-232196-16	AF56436	Total/NA	Water	7470A	
680-232196-23	AF56413	Total/NA	Water	7470A	
680-232196-24	AF56430	Total/NA	Water	7470A	
680-232196-25	AF56406	Total/NA	Water	7470A	
680-232196-26	AF56407	Total/NA	Water	7470A	
680-232196-27	AF56418	Total/NA	Water	7470A	
680-232196-34	AF56415	Total/NA	Water	7470A	
680-232196-35	AF56416	Total/NA	Water	7470A	
680-232196-36	AF56417	Total/NA	Water	7470A	

QC Association Summary

Client: South Carolina Public Service Authority
 Project/Site: 125915/JM02.09.G01.1/36500

Job ID: 680-232196-1

Metals (Continued)

Prep Batch: 768590 (Continued)

Lab Sample ID	Client Sample ID	Prep Type	Matrix	Method	Prep Batch
680-232196-37	AF56429	Total/NA	Water	7470A	
680-232196-38	AF56421	Total/NA	Water	7470A	
MB 680-768590/1-A	Method Blank	Total/NA	Water	7470A	
LCS 680-768590/2-A	Lab Control Sample	Total/NA	Water	7470A	
680-232196-38 MS	AF56421	Total/NA	Water	7470A	
680-232196-38 MSD	AF56421	Total/NA	Water	7470A	

Prep Batch: 768608

Lab Sample ID	Client Sample ID	Prep Type	Matrix	Method	Prep Batch
680-232196-42	AF56414	Total Recoverable	Water	3005A	
680-232196-43	AF56423	Total Recoverable	Water	3005A	
680-232196-44	AF56428	Total Recoverable	Water	3005A	
MB 680-768608/1-A	Method Blank	Total Recoverable	Water	3005A	
LCS 680-768608/2-A	Lab Control Sample	Total Recoverable	Water	3005A	
680-232196-42 MS	AF56414	Total Recoverable	Water	3005A	
680-232196-42 MSD	AF56414	Total Recoverable	Water	3005A	

Prep Batch: 768609

Lab Sample ID	Client Sample ID	Prep Type	Matrix	Method	Prep Batch
680-232196-7	AF56400	Total/NA	Water	7470A	
680-232196-8	AF56442	Total/NA	Water	7470A	
680-232196-9	AF56443	Total/NA	Water	7470A	
680-232196-10	AF56402	Total/NA	Water	7470A	
680-232196-11	AF56403	Total/NA	Water	7470A	
680-232196-17	AF56437	Total/NA	Water	7470A	
680-232196-18	AF56438	Total/NA	Water	7470A	
680-232196-19	AF56409	Total/NA	Water	7470A	
680-232196-20	AF56410	Total/NA	Water	7470A	
680-232196-21	AF56411	Total/NA	Water	7470A	
680-232196-22	AF56412	Total/NA	Water	7470A	
680-232196-28	AF56422	Total/NA	Water	7470A	
680-232196-29	AF56419	Total/NA	Water	7470A	
680-232196-30	AF56425	Total/NA	Water	7470A	
680-232196-31	AF56426	Total/NA	Water	7470A	
680-232196-32	AF56427	Total/NA	Water	7470A	
680-232196-33	AF56408	Total/NA	Water	7470A	
680-232196-39	AF56428	Total/NA	Water	7470A	
680-232196-40	AF56439	Total/NA	Water	7470A	
680-232196-41	AF56441	Total/NA	Water	7470A	
MB 680-768609/1-A	Method Blank	Total/NA	Water	7470A	
LCS 680-768609/2-A	Lab Control Sample	Total/NA	Water	7470A	
680-232196-33 MS	AF56408	Total/NA	Water	7470A	
680-232196-33 MSD	AF56408	Total/NA	Water	7470A	

Prep Batch: 768613

Lab Sample ID	Client Sample ID	Prep Type	Matrix	Method	Prep Batch
680-232196-42	AF56414	Total Recoverable	Water	3005A	
680-232196-43	AF56423	Total Recoverable	Water	3005A	
680-232196-44	AF56428	Total Recoverable	Water	3005A	
MB 680-768613/1-A	Method Blank	Total Recoverable	Water	3005A	
LCS 680-768613/2-A	Lab Control Sample	Total Recoverable	Water	3005A	

1
2
3
4
5
6
7
8
9
10
11
12
13
14

QC Association Summary

Client: South Carolina Public Service Authority
 Project/Site: 125915/JM02.09.G01.1/36500

Job ID: 680-232196-1

Metals (Continued)

Prep Batch: 768613 (Continued)

Lab Sample ID	Client Sample ID	Prep Type	Matrix	Method	Prep Batch
680-232196-42 MS	AF56414	Total Recoverable	Water	3005A	
680-232196-42 MSD	AF56414	Total Recoverable	Water	3005A	

Prep Batch: 768648

Lab Sample ID	Client Sample ID	Prep Type	Matrix	Method	Prep Batch
680-232196-42	AF56414	Total/NA	Water	7470A	
680-232196-43	AF56423	Total/NA	Water	7470A	
680-232196-44	AF56428	Total/NA	Water	7470A	
MB 680-768648/1-A	Method Blank	Total/NA	Water	7470A	
LCS 680-768648/2-A	Lab Control Sample	Total/NA	Water	7470A	
680-232196-44 MS	AF56428	Total/NA	Water	7470A	
680-232196-44 MSD	AF56428	Total/NA	Water	7470A	

Prep Batch: 768857

Lab Sample ID	Client Sample ID	Prep Type	Matrix	Method	Prep Batch
680-232196-1	AF56394	Total Recoverable	Water	3005A	
680-232196-2	AF56331	Total Recoverable	Water	3005A	
680-232196-3	AF56332	Total Recoverable	Water	3005A	
680-232196-4	AF56395	Total Recoverable	Water	3005A	
680-232196-5	AF56396	Total Recoverable	Water	3005A	
680-232196-6	AF56397	Total Recoverable	Water	3005A	
680-232196-7	AF56400	Total Recoverable	Water	3005A	
680-232196-8	AF56442	Total Recoverable	Water	3005A	
680-232196-9	AF56443	Total Recoverable	Water	3005A	
680-232196-10	AF56402	Total Recoverable	Water	3005A	
680-232196-11	AF56403	Total Recoverable	Water	3005A	
680-232196-12	AF56404	Total Recoverable	Water	3005A	
680-232196-13	AF56434	Total Recoverable	Water	3005A	
680-232196-14	AF56433	Total Recoverable	Water	3005A	
680-232196-15	AF56435	Total Recoverable	Water	3005A	
680-232196-16	AF56436	Total Recoverable	Water	3005A	
680-232196-17	AF56437	Total Recoverable	Water	3005A	
680-232196-18	AF56438	Total Recoverable	Water	3005A	
680-232196-19	AF56409	Total Recoverable	Water	3005A	
680-232196-20	AF56410	Total Recoverable	Water	3005A	
MB 680-768857/1-A	Method Blank	Total Recoverable	Water	3005A	
LCS 680-768857/2-A	Lab Control Sample	Total Recoverable	Water	3005A	
680-232196-1 MS	AF56394	Total Recoverable	Water	3005A	
680-232196-1 MSD	AF56394	Total Recoverable	Water	3005A	

Prep Batch: 768858

Lab Sample ID	Client Sample ID	Prep Type	Matrix	Method	Prep Batch
680-232196-21	AF56411	Total Recoverable	Water	3005A	
680-232196-22	AF56412	Total Recoverable	Water	3005A	
680-232196-23	AF56413	Total Recoverable	Water	3005A	
680-232196-24	AF56430	Total Recoverable	Water	3005A	
680-232196-25	AF56406	Total Recoverable	Water	3005A	
680-232196-26	AF56407	Total Recoverable	Water	3005A	
680-232196-27	AF56418	Total Recoverable	Water	3005A	
680-232196-28	AF56422	Total Recoverable	Water	3005A	
680-232196-29	AF56419	Total Recoverable	Water	3005A	

QC Association Summary

Client: South Carolina Public Service Authority
 Project/Site: 125915/JM02.09.G01.1/36500

Job ID: 680-232196-1

Metals (Continued)

Prep Batch: 768858 (Continued)

Lab Sample ID	Client Sample ID	Prep Type	Matrix	Method	Prep Batch
680-232196-30	AF56425	Total Recoverable	Water	3005A	
680-232196-31	AF56426	Total Recoverable	Water	3005A	
680-232196-32	AF56427	Total Recoverable	Water	3005A	
680-232196-33	AF56408	Total Recoverable	Water	3005A	
680-232196-34	AF56415	Total Recoverable	Water	3005A	
680-232196-35	AF56416	Total Recoverable	Water	3005A	
680-232196-36	AF56417	Total Recoverable	Water	3005A	
680-232196-37	AF56429	Total Recoverable	Water	3005A	
680-232196-38	AF56421	Total Recoverable	Water	3005A	
680-232196-40	AF56439	Total Recoverable	Water	3005A	
680-232196-41	AF56441	Total Recoverable	Water	3005A	
MB 680-768858/1-A	Method Blank	Total Recoverable	Water	3005A	
LCS 680-768858/2-A	Lab Control Sample	Total Recoverable	Water	3005A	
680-232196-21 MS	AF56411	Total Recoverable	Water	3005A	
680-232196-21 MSD	AF56411	Total Recoverable	Water	3005A	

Prep Batch: 768859

Lab Sample ID	Client Sample ID	Prep Type	Matrix	Method	Prep Batch
680-232196-39	AF56428	Total Recoverable	Water	3005A	
MB 680-768859/1-A	Method Blank	Total Recoverable	Water	3005A	
LCS 680-768859/2-A	Lab Control Sample	Total Recoverable	Water	3005A	

Analysis Batch: 768864

Lab Sample ID	Client Sample ID	Prep Type	Matrix	Method	Prep Batch
680-232196-1	AF56394	Total/NA	Water	7470A	768588
680-232196-2	AF56331	Total/NA	Water	7470A	768590
680-232196-3	AF56332	Total/NA	Water	7470A	768590
680-232196-4	AF56395	Total/NA	Water	7470A	768590
680-232196-5	AF56396	Total/NA	Water	7470A	768590
680-232196-6	AF56397	Total/NA	Water	7470A	768590
680-232196-7	AF56400	Total/NA	Water	7470A	768609
680-232196-8	AF56442	Total/NA	Water	7470A	768609
680-232196-9	AF56443	Total/NA	Water	7470A	768609
680-232196-10	AF56402	Total/NA	Water	7470A	768609
680-232196-11	AF56403	Total/NA	Water	7470A	768609
680-232196-12	AF56404	Total/NA	Water	7470A	768590
680-232196-13	AF56434	Total/NA	Water	7470A	768590
680-232196-14	AF56433	Total/NA	Water	7470A	768590
680-232196-15	AF56435	Total/NA	Water	7470A	768590
680-232196-16	AF56436	Total/NA	Water	7470A	768590
680-232196-17	AF56437	Total/NA	Water	7470A	768609
680-232196-18	AF56438	Total/NA	Water	7470A	768609
680-232196-19	AF56409	Total/NA	Water	7470A	768609
680-232196-20	AF56410	Total/NA	Water	7470A	768609
680-232196-21	AF56411	Total/NA	Water	7470A	768609
680-232196-22	AF56412	Total/NA	Water	7470A	768609
680-232196-23	AF56413	Total/NA	Water	7470A	768590
680-232196-24	AF56430	Total/NA	Water	7470A	768590
680-232196-25	AF56406	Total/NA	Water	7470A	768590
680-232196-26	AF56407	Total/NA	Water	7470A	768590
680-232196-27	AF56418	Total/NA	Water	7470A	768590

Eurofins Savannah

1
2
3
4
5
6
7
8
9
10
11
12
13
14

QC Association Summary

Client: South Carolina Public Service Authority
 Project/Site: 125915/JM02.09.G01.1/36500

Job ID: 680-232196-1

Metals (Continued)

Analysis Batch: 768864 (Continued)

Lab Sample ID	Client Sample ID	Prep Type	Matrix	Method	Prep Batch
680-232196-28	AF56422	Total/NA	Water	7470A	768609
680-232196-29	AF56419	Total/NA	Water	7470A	768609
680-232196-30	AF56425	Total/NA	Water	7470A	768609
680-232196-31	AF56426	Total/NA	Water	7470A	768609
680-232196-32	AF56427	Total/NA	Water	7470A	768609
680-232196-33	AF56408	Total/NA	Water	7470A	768609
680-232196-34	AF56415	Total/NA	Water	7470A	768590
680-232196-35	AF56416	Total/NA	Water	7470A	768590
680-232196-36	AF56417	Total/NA	Water	7470A	768590
680-232196-37	AF56429	Total/NA	Water	7470A	768590
680-232196-38	AF56421	Total/NA	Water	7470A	768590
680-232196-39	AF56428	Total/NA	Water	7470A	768609
680-232196-40	AF56439	Total/NA	Water	7470A	768609
680-232196-41	AF56441	Total/NA	Water	7470A	768609
680-232196-42	AF56414	Total/NA	Water	7470A	768648
680-232196-43	AF56423	Total/NA	Water	7470A	768648
680-232196-44	AF56428	Total/NA	Water	7470A	768648
MB 680-768588/1-A	Method Blank	Total/NA	Water	7470A	768588
MB 680-768590/1-A	Method Blank	Total/NA	Water	7470A	768590
MB 680-768609/1-A	Method Blank	Total/NA	Water	7470A	768609
MB 680-768648/1-A	Method Blank	Total/NA	Water	7470A	768648
LCS 680-768588/2-A	Lab Control Sample	Total/NA	Water	7470A	768588
LCS 680-768590/2-A	Lab Control Sample	Total/NA	Water	7470A	768590
LCS 680-768609/2-A	Lab Control Sample	Total/NA	Water	7470A	768609
LCS 680-768648/2-A	Lab Control Sample	Total/NA	Water	7470A	768648
680-232196-33 MS	AF56408	Total/NA	Water	7470A	768609
680-232196-33 MSD	AF56408	Total/NA	Water	7470A	768609
680-232196-38 MS	AF56421	Total/NA	Water	7470A	768590
680-232196-38 MSD	AF56421	Total/NA	Water	7470A	768590
680-232196-44 MS	AF56428	Total/NA	Water	7470A	768648
680-232196-44 MSD	AF56428	Total/NA	Water	7470A	768648

Analysis Batch: 768929

Lab Sample ID	Client Sample ID	Prep Type	Matrix	Method	Prep Batch
680-232196-1	AF56394	Total Recoverable	Water	6010D	768857
680-232196-2	AF56331	Total Recoverable	Water	6010D	768857
680-232196-3	AF56332	Total Recoverable	Water	6010D	768857
680-232196-4	AF56395	Total Recoverable	Water	6010D	768857
680-232196-5	AF56396	Total Recoverable	Water	6010D	768857
680-232196-6	AF56397	Total Recoverable	Water	6010D	768857
680-232196-7	AF56400	Total Recoverable	Water	6010D	768857
680-232196-8	AF56442	Total Recoverable	Water	6010D	768857
680-232196-9	AF56443	Total Recoverable	Water	6010D	768857
680-232196-10	AF56402	Total Recoverable	Water	6010D	768857
680-232196-11	AF56403	Total Recoverable	Water	6010D	768857
680-232196-12	AF56404	Total Recoverable	Water	6010D	768857
680-232196-13	AF56434	Total Recoverable	Water	6010D	768857
680-232196-14	AF56433	Total Recoverable	Water	6010D	768857
680-232196-15	AF56435	Total Recoverable	Water	6010D	768857
680-232196-16	AF56436	Total Recoverable	Water	6010D	768857
680-232196-17	AF56437	Total Recoverable	Water	6010D	768857

Eurofins Savannah

QC Association Summary

Client: South Carolina Public Service Authority
 Project/Site: 125915/JM02.09.G01.1/36500

Job ID: 680-232196-1

Metals (Continued)

Analysis Batch: 768929 (Continued)

Lab Sample ID	Client Sample ID	Prep Type	Matrix	Method	Prep Batch
680-232196-18	AF56438	Total Recoverable	Water	6010D	768857
680-232196-19	AF56409	Total Recoverable	Water	6010D	768857
680-232196-20	AF56410	Total Recoverable	Water	6010D	768857
680-232196-21	AF56411	Total Recoverable	Water	6010D	768858
680-232196-22	AF56412	Total Recoverable	Water	6010D	768858
680-232196-23	AF56413	Total Recoverable	Water	6010D	768858
680-232196-24	AF56430	Total Recoverable	Water	6010D	768858
680-232196-25	AF56406	Total Recoverable	Water	6010D	768858
680-232196-26	AF56407	Total Recoverable	Water	6010D	768858
680-232196-27	AF56418	Total Recoverable	Water	6010D	768858
680-232196-28	AF56422	Total Recoverable	Water	6010D	768858
680-232196-29	AF56419	Total Recoverable	Water	6010D	768858
680-232196-30	AF56425	Total Recoverable	Water	6010D	768858
680-232196-31	AF56426	Total Recoverable	Water	6010D	768858
680-232196-32	AF56427	Total Recoverable	Water	6010D	768858
680-232196-33	AF56408	Total Recoverable	Water	6010D	768858
680-232196-34	AF56415	Total Recoverable	Water	6010D	768858
680-232196-35	AF56416	Total Recoverable	Water	6010D	768858
680-232196-36	AF56417	Total Recoverable	Water	6010D	768858
680-232196-37	AF56429	Total Recoverable	Water	6010D	768858
680-232196-38	AF56421	Total Recoverable	Water	6010D	768858
680-232196-39	AF56428	Total Recoverable	Water	6010D	768859
680-232196-40	AF56439	Total Recoverable	Water	6010D	768858
680-232196-41	AF56441	Total Recoverable	Water	6010D	768858
680-232196-42	AF56414	Total Recoverable	Water	6010D	768608
680-232196-43	AF56423	Total Recoverable	Water	6010D	768608
680-232196-44	AF56428	Total Recoverable	Water	6010D	768608
MB 680-768608/1-A	Method Blank	Total Recoverable	Water	6010D	768608
MB 680-768857/1-A	Method Blank	Total Recoverable	Water	6010D	768857
MB 680-768858/1-A	Method Blank	Total Recoverable	Water	6010D	768858
MB 680-768859/1-A	Method Blank	Total Recoverable	Water	6010D	768859
LCS 680-768608/2-A	Lab Control Sample	Total Recoverable	Water	6010D	768608
LCS 680-768857/2-A	Lab Control Sample	Total Recoverable	Water	6010D	768857
LCS 680-768858/2-A	Lab Control Sample	Total Recoverable	Water	6010D	768858
LCS 680-768859/2-A	Lab Control Sample	Total Recoverable	Water	6010D	768859
680-232196-1 MS	AF56394	Total Recoverable	Water	6010D	768857
680-232196-1 MSD	AF56394	Total Recoverable	Water	6010D	768857
680-232196-21 MS	AF56411	Total Recoverable	Water	6010D	768858
680-232196-21 MSD	AF56411	Total Recoverable	Water	6010D	768858
680-232196-42 MS	AF56414	Total Recoverable	Water	6010D	768608
680-232196-42 MSD	AF56414	Total Recoverable	Water	6010D	768608

Analysis Batch: 768945

Lab Sample ID	Client Sample ID	Prep Type	Matrix	Method	Prep Batch
680-232196-1	AF56394	Total Recoverable	Water	6020B	768544
680-232196-2	AF56331	Total Recoverable	Water	6020B	768544
680-232196-3	AF56332	Total Recoverable	Water	6020B	768544
680-232196-4	AF56395	Total Recoverable	Water	6020B	768544
680-232196-5	AF56396	Total Recoverable	Water	6020B	768544
680-232196-6	AF56397	Total Recoverable	Water	6020B	768544
680-232196-7	AF56400	Total Recoverable	Water	6020B	768544

Eurofins Savannah

1
2
3
4
5
6
7
8
9
10
11
12
13
14

QC Association Summary

Client: South Carolina Public Service Authority
 Project/Site: 125915/JM02.09.G01.1/36500

Job ID: 680-232196-1

Metals (Continued)

Analysis Batch: 768945 (Continued)

Lab Sample ID	Client Sample ID	Prep Type	Matrix	Method	Prep Batch
680-232196-8	AF56442	Total Recoverable	Water	6020B	768544
680-232196-9	AF56443	Total Recoverable	Water	6020B	768544
680-232196-10	AF56402	Total Recoverable	Water	6020B	768544
680-232196-11	AF56403	Total Recoverable	Water	6020B	768544
680-232196-12	AF56404	Total Recoverable	Water	6020B	768544
680-232196-13	AF56434	Total Recoverable	Water	6020B	768544
680-232196-14	AF56433	Total Recoverable	Water	6020B	768544
680-232196-15	AF56435	Total Recoverable	Water	6020B	768544
680-232196-16	AF56436	Total Recoverable	Water	6020B	768544
680-232196-17	AF56437	Total Recoverable	Water	6020B	768544
680-232196-18	AF56438	Total Recoverable	Water	6020B	768544
680-232196-19	AF56409	Total Recoverable	Water	6020B	768544
680-232196-20	AF56410	Total Recoverable	Water	6020B	768544
680-232196-21	AF56411	Total Recoverable	Water	6020B	768552
680-232196-22	AF56412	Total Recoverable	Water	6020B	768552
680-232196-23	AF56413	Total Recoverable	Water	6020B	768552
680-232196-24	AF56430	Total Recoverable	Water	6020B	768552
680-232196-25	AF56406	Total Recoverable	Water	6020B	768552
680-232196-26	AF56407	Total Recoverable	Water	6020B	768552
680-232196-27	AF56418	Total Recoverable	Water	6020B	768552
680-232196-28	AF56422	Total Recoverable	Water	6020B	768552
680-232196-29	AF56419	Total Recoverable	Water	6020B	768552
680-232196-30	AF56425	Total Recoverable	Water	6020B	768552
680-232196-31	AF56426	Total Recoverable	Water	6020B	768552
680-232196-32	AF56427	Total Recoverable	Water	6020B	768552
680-232196-33	AF56408	Total Recoverable	Water	6020B	768552
680-232196-34	AF56415	Total Recoverable	Water	6020B	768552
680-232196-35	AF56416	Total Recoverable	Water	6020B	768552
680-232196-36	AF56417	Total Recoverable	Water	6020B	768552
680-232196-37	AF56429	Total Recoverable	Water	6020B	768552
680-232196-38	AF56421	Total Recoverable	Water	6020B	768552
680-232196-39	AF56428	Total Recoverable	Water	6020B	768540
680-232196-40	AF56439	Total Recoverable	Water	6020B	768552
680-232196-41	AF56441	Total Recoverable	Water	6020B	768552
680-232196-42	AF56414	Total Recoverable	Water	6020B	768613
680-232196-43	AF56423	Total Recoverable	Water	6020B	768613
680-232196-44	AF56428	Total Recoverable	Water	6020B	768613
MB 680-768540/1-A	Method Blank	Total Recoverable	Water	6020B	768540
MB 680-768544/1-A	Method Blank	Total Recoverable	Water	6020B	768544
MB 680-768552/1-A	Method Blank	Total Recoverable	Water	6020B	768552
MB 680-768613/1-A	Method Blank	Total Recoverable	Water	6020B	768613
LCS 680-768540/2-A	Lab Control Sample	Total Recoverable	Water	6020B	768540
LCS 680-768544/2-A	Lab Control Sample	Total Recoverable	Water	6020B	768544
LCS 680-768552/2-A	Lab Control Sample	Total Recoverable	Water	6020B	768552
LCS 680-768613/2-A	Lab Control Sample	Total Recoverable	Water	6020B	768613
680-232196-1 MS	AF56394	Total Recoverable	Water	6020B	768544
680-232196-1 MSD	AF56394	Total Recoverable	Water	6020B	768544
680-232196-21 MS	AF56411	Total Recoverable	Water	6020B	768552
680-232196-21 MSD	AF56411	Total Recoverable	Water	6020B	768552
680-232196-42 MS	AF56414	Total Recoverable	Water	6020B	768613
680-232196-42 MSD	AF56414	Total Recoverable	Water	6020B	768613



QC Association Summary

Client: South Carolina Public Service Authority
Project/Site: 125915/JM02.09.G01.1/36500

Job ID: 680-232196-1

Metals

Analysis Batch: 769014

Lab Sample ID	Client Sample ID	Prep Type	Matrix	Method	Prep Batch
680-232196-1	AF56394	Total Recoverable	Water	6020B	768544
680-232196-2	AF56331	Total Recoverable	Water	6020B	768544
680-232196-3	AF56332	Total Recoverable	Water	6020B	768544
680-232196-4	AF56395	Total Recoverable	Water	6020B	768544
680-232196-5	AF56396	Total Recoverable	Water	6020B	768544
680-232196-6	AF56397	Total Recoverable	Water	6020B	768544
680-232196-39	AF56428	Total Recoverable	Water	6020B	768540
MB 680-768544/1-A	Method Blank	Total Recoverable	Water	6020B	768544
LCS 680-768544/2-A	Lab Control Sample	Total Recoverable	Water	6020B	768544
680-232196-1 MS	AF56394	Total Recoverable	Water	6020B	768544
680-232196-1 MSD	AF56394	Total Recoverable	Water	6020B	768544

Analysis Batch: 769167

Lab Sample ID	Client Sample ID	Prep Type	Matrix	Method	Prep Batch
680-232196-19	AF56409	Total Recoverable	Water	6010D	768857
680-232196-20	AF56410	Total Recoverable	Water	6010D	768857
680-232196-21	AF56411	Total Recoverable	Water	6010D	768858
680-232196-21 MS	AF56411	Total Recoverable	Water	6010D	768858
680-232196-21 MSD	AF56411	Total Recoverable	Water	6010D	768858

Lab Chronicle

Client: South Carolina Public Service Authority
 Project/Site: 125915/JM02.09.G01.1/36500

Job ID: 680-232196-1

Client Sample ID: AF56394

Lab Sample ID: 680-232196-1

Date Collected: 02/14/23 12:33

Matrix: Water

Date Received: 03/17/23 10:30

Prep Type	Batch Type	Batch Method	Run	Dilution Factor	Batch Number	Analyst	Lab	Prepared or Analyzed
Total Recoverable	Prep	3005A			768857	BJB	EET SAV	03/20/23 09:08
Total Recoverable	Analysis	6010D		1	768929	BJB	EET SAV	03/21/23 22:21
Total/NA	Prep	3010A			604813	LKP	EET SL	03/23/23 14:13
Total/NA	Analysis	6010D		1	605060	LKP	EET SL	03/24/23 13:50
Total Recoverable	Prep	3005A			768544	RR	EET SAV	03/20/23 09:08
Total Recoverable	Analysis	6020B		1	768945	BWR	EET SAV	03/21/23 18:05
Total Recoverable	Prep	3005A			768544	RR	EET SAV	03/20/23 09:08
Total Recoverable	Analysis	6020B		1	769014	BWR	EET SAV	03/22/23 09:30
Total/NA	Prep	7470A			768588	BCB	EET SAV	03/20/23 12:30
Total/NA	Analysis	7470A		1	768864	BCB	EET SAV	03/20/23 19:57

Client Sample ID: AF56331

Lab Sample ID: 680-232196-2

Date Collected: 02/14/23 13:51

Matrix: Water

Date Received: 03/17/23 10:30

Prep Type	Batch Type	Batch Method	Run	Dilution Factor	Batch Number	Analyst	Lab	Prepared or Analyzed
Total Recoverable	Prep	3005A			768857	BJB	EET SAV	03/20/23 09:08
Total Recoverable	Analysis	6010D		1	768929	BJB	EET SAV	03/21/23 22:31
Total/NA	Prep	3010A			604813	LKP	EET SL	03/23/23 14:13
Total/NA	Analysis	6010D		1	605060	LKP	EET SL	03/24/23 14:13
Total Recoverable	Prep	3005A			768544	RR	EET SAV	03/20/23 09:08
Total Recoverable	Analysis	6020B		1	768945	BWR	EET SAV	03/21/23 18:16
Total Recoverable	Prep	3005A			768544	RR	EET SAV	03/20/23 09:08
Total Recoverable	Analysis	6020B		1	769014	BWR	EET SAV	03/22/23 09:50
Total/NA	Prep	7470A			768590	BCB	EET SAV	03/20/23 12:45
Total/NA	Analysis	7470A		1	768864	BCB	EET SAV	03/21/23 13:40

Client Sample ID: AF56332

Lab Sample ID: 680-232196-3

Date Collected: 02/14/23 15:22

Matrix: Water

Date Received: 03/17/23 10:30

Prep Type	Batch Type	Batch Method	Run	Dilution Factor	Batch Number	Analyst	Lab	Prepared or Analyzed
Total Recoverable	Prep	3005A			768857	BJB	EET SAV	03/20/23 09:08
Total Recoverable	Analysis	6010D		1	768929	BJB	EET SAV	03/21/23 22:40
Total/NA	Prep	3010A			604813	LKP	EET SL	03/23/23 14:13
Total/NA	Analysis	6010D		1	605060	LKP	EET SL	03/24/23 14:18
Total Recoverable	Prep	3005A			768544	RR	EET SAV	03/20/23 09:08
Total Recoverable	Analysis	6020B		1	768945	BWR	EET SAV	03/21/23 18:20
Total Recoverable	Prep	3005A			768544	RR	EET SAV	03/20/23 09:08
Total Recoverable	Analysis	6020B		1	769014	BWR	EET SAV	03/22/23 09:54
Total/NA	Prep	7470A			768590	BCB	EET SAV	03/20/23 12:45
Total/NA	Analysis	7470A		1	768864	BCB	EET SAV	03/21/23 13:20

Lab Chronicle

Client: South Carolina Public Service Authority
 Project/Site: 125915/JM02.09.G01.1/36500

Job ID: 680-232196-1

Client Sample ID: AF56395

Lab Sample ID: 680-232196-4

Date Collected: 02/15/23 11:36

Matrix: Water

Date Received: 03/17/23 10:30

Prep Type	Batch Type	Batch Method	Run	Dilution Factor	Batch Number	Analyst	Lab	Prepared or Analyzed
Total Recoverable	Prep	3005A			768857	BJB	EET SAV	03/20/23 09:08
Total Recoverable	Analysis	6010D		1	768929	BJB	EET SAV	03/21/23 22:44
Total/NA	Prep	3010A			604813	LKP	EET SL	03/23/23 14:13
Total/NA	Analysis	6010D		1	605060	LKP	EET SL	03/24/23 14:36
Total Recoverable	Prep	3005A			768544	RR	EET SAV	03/20/23 09:08
Total Recoverable	Analysis	6020B		1	768945	BWR	EET SAV	03/21/23 18:24
Total Recoverable	Prep	3005A			768544	RR	EET SAV	03/20/23 09:08
Total Recoverable	Analysis	6020B		1	769014	BWR	EET SAV	03/22/23 09:58
Total/NA	Prep	7470A			768590	BCB	EET SAV	03/20/23 12:45
Total/NA	Analysis	7470A		1	768864	BCB	EET SAV	03/21/23 12:56

Client Sample ID: AF56396

Lab Sample ID: 680-232196-5

Date Collected: 02/15/23 13:21

Matrix: Water

Date Received: 03/17/23 10:30

Prep Type	Batch Type	Batch Method	Run	Dilution Factor	Batch Number	Analyst	Lab	Prepared or Analyzed
Total Recoverable	Prep	3005A			768857	BJB	EET SAV	03/20/23 09:08
Total Recoverable	Analysis	6010D		1	768929	BJB	EET SAV	03/21/23 22:47
Total/NA	Prep	3010A			604813	LKP	EET SL	03/23/23 14:13
Total/NA	Analysis	6010D		1	605060	LKP	EET SL	03/24/23 14:41
Total Recoverable	Prep	3005A			768544	RR	EET SAV	03/20/23 09:08
Total Recoverable	Analysis	6020B		1	768945	BWR	EET SAV	03/21/23 18:28
Total Recoverable	Prep	3005A			768544	RR	EET SAV	03/20/23 09:08
Total Recoverable	Analysis	6020B		1	769014	BWR	EET SAV	03/22/23 10:02
Total/NA	Prep	7470A			768590	BCB	EET SAV	03/20/23 12:45
Total/NA	Analysis	7470A		1	768864	BCB	EET SAV	03/21/23 14:04

Client Sample ID: AF56397

Lab Sample ID: 680-232196-6

Date Collected: 02/16/23 10:53

Matrix: Water

Date Received: 03/17/23 10:30

Prep Type	Batch Type	Batch Method	Run	Dilution Factor	Batch Number	Analyst	Lab	Prepared or Analyzed
Total Recoverable	Prep	3005A			768857	BJB	EET SAV	03/20/23 09:08
Total Recoverable	Analysis	6010D		1	768929	BJB	EET SAV	03/21/23 22:50
Total/NA	Prep	3010A			604813	LKP	EET SL	03/23/23 14:13
Total/NA	Analysis	6010D		1	605060	LKP	EET SL	03/24/23 14:45
Total Recoverable	Prep	3005A			768544	RR	EET SAV	03/20/23 09:08
Total Recoverable	Analysis	6020B		1	768945	BWR	EET SAV	03/21/23 18:32
Total Recoverable	Prep	3005A			768544	RR	EET SAV	03/20/23 09:08
Total Recoverable	Analysis	6020B		1	769014	BWR	EET SAV	03/22/23 10:06
Total/NA	Prep	7470A			768590	BCB	EET SAV	03/20/23 12:45
Total/NA	Analysis	7470A		1	768864	BCB	EET SAV	03/21/23 12:43

Lab Chronicle

Client: South Carolina Public Service Authority
 Project/Site: 125915/JM02.09.G01.1/36500

Job ID: 680-232196-1

Client Sample ID: AF56400

Lab Sample ID: 680-232196-7

Date Collected: 02/16/23 12:55

Matrix: Water

Date Received: 03/17/23 10:30

Prep Type	Batch Type	Batch Method	Run	Dilution Factor	Batch Number	Batch Analyst	Lab	Prepared or Analyzed
Total Recoverable	Prep	3005A			768857	BJB	EET SAV	03/20/23 09:08
Total Recoverable	Analysis	6010D		1	768929	BJB	EET SAV	03/21/23 22:53
Total/NA	Prep	3010A			604813	LKP	EET SL	03/23/23 14:13
Total/NA	Analysis	6010D		1	605060	LKP	EET SL	03/24/23 14:50
Total Recoverable	Prep	3005A			768544	RR	EET SAV	03/20/23 09:08
Total Recoverable	Analysis	6020B		1	768945	BWR	EET SAV	03/21/23 18:44
Total/NA	Prep	7470A			768609	BCB	EET SAV	03/20/23 13:40
Total/NA	Analysis	7470A		1	768864	BCB	EET SAV	03/21/23 11:09

Client Sample ID: AF56442

Lab Sample ID: 680-232196-8

Date Collected: 02/16/23 14:07

Matrix: Water

Date Received: 03/17/23 10:30

Prep Type	Batch Type	Batch Method	Run	Dilution Factor	Batch Number	Batch Analyst	Lab	Prepared or Analyzed
Total Recoverable	Prep	3005A			768857	BJB	EET SAV	03/20/23 09:08
Total Recoverable	Analysis	6010D		1	768929	BJB	EET SAV	03/21/23 22:57
Total/NA	Prep	3010A			604813	LKP	EET SL	03/23/23 14:13
Total/NA	Analysis	6010D		1	605060	LKP	EET SL	03/24/23 15:08
Total Recoverable	Prep	3005A			768544	RR	EET SAV	03/20/23 09:08
Total Recoverable	Analysis	6020B		1	768945	BWR	EET SAV	03/21/23 18:48
Total/NA	Prep	7470A			768609	BCB	EET SAV	03/20/23 13:40
Total/NA	Analysis	7470A		1	768864	BCB	EET SAV	03/21/23 11:19

Client Sample ID: AF56443

Lab Sample ID: 680-232196-9

Date Collected: 02/16/23 14:12

Matrix: Water

Date Received: 03/17/23 10:30

Prep Type	Batch Type	Batch Method	Run	Dilution Factor	Batch Number	Batch Analyst	Lab	Prepared or Analyzed
Total Recoverable	Prep	3005A			768857	BJB	EET SAV	03/20/23 09:08
Total Recoverable	Analysis	6010D		1	768929	BJB	EET SAV	03/21/23 23:00
Total/NA	Prep	3010A			604813	LKP	EET SL	03/23/23 14:13
Total/NA	Analysis	6010D		1	605060	LKP	EET SL	03/24/23 15:13
Total Recoverable	Prep	3005A			768544	RR	EET SAV	03/20/23 09:08
Total Recoverable	Analysis	6020B		1	768945	BWR	EET SAV	03/21/23 18:52
Total/NA	Prep	7470A			768609	BCB	EET SAV	03/20/23 13:40
Total/NA	Analysis	7470A		1	768864	BCB	EET SAV	03/21/23 10:52

Client Sample ID: AF56402

Lab Sample ID: 680-232196-10

Date Collected: 02/27/23 12:47

Matrix: Water

Date Received: 03/17/23 10:30

Prep Type	Batch Type	Batch Method	Run	Dilution Factor	Batch Number	Batch Analyst	Lab	Prepared or Analyzed
Total Recoverable	Prep	3005A			768857	BJB	EET SAV	03/20/23 09:08
Total Recoverable	Analysis	6010D		1	768929	BJB	EET SAV	03/21/23 23:03

Lab Chronicle

Client: South Carolina Public Service Authority
 Project/Site: 125915/JM02.09.G01.1/36500

Job ID: 680-232196-1

Client Sample ID: AF56402

Lab Sample ID: 680-232196-10

Date Collected: 02/27/23 12:47

Matrix: Water

Date Received: 03/17/23 10:30

Prep Type	Batch Type	Batch Method	Run	Dilution Factor	Batch Number	Analyst	Lab	Prepared or Analyzed
Total/NA	Prep	3010A			604813	LKP	EET SL	03/23/23 14:13
Total/NA	Analysis	6010D		1	605060	LKP	EET SL	03/24/23 15:18
Total Recoverable	Prep	3005A			768544	RR	EET SAV	03/20/23 09:08
Total Recoverable	Analysis	6020B		1	768945	BWR	EET SAV	03/21/23 18:56
Total/NA	Prep	7470A			768609	BCB	EET SAV	03/20/23 13:40
Total/NA	Analysis	7470A		1	768864	BCB	EET SAV	03/21/23 10:42

Client Sample ID: AF56403

Lab Sample ID: 680-232196-11

Date Collected: 02/27/23 09:57

Matrix: Water

Date Received: 03/17/23 10:30

Prep Type	Batch Type	Batch Method	Run	Dilution Factor	Batch Number	Analyst	Lab	Prepared or Analyzed
Total Recoverable	Prep	3005A			768857	BJB	EET SAV	03/20/23 09:08
Total Recoverable	Analysis	6010D		1	768929	BJB	EET SAV	03/21/23 23:06
Total/NA	Prep	3010A			604813	LKP	EET SL	03/23/23 14:13
Total/NA	Analysis	6010D		1	605060	LKP	EET SL	03/24/23 15:22
Total Recoverable	Prep	3005A			768544	RR	EET SAV	03/20/23 09:08
Total Recoverable	Analysis	6020B		1	768945	BWR	EET SAV	03/21/23 19:00
Total/NA	Prep	7470A			768609	BCB	EET SAV	03/20/23 13:40
Total/NA	Analysis	7470A		1	768864	BCB	EET SAV	03/21/23 10:32

Client Sample ID: AF56404

Lab Sample ID: 680-232196-12

Date Collected: 02/27/23 10:02

Matrix: Water

Date Received: 03/17/23 10:30

Prep Type	Batch Type	Batch Method	Run	Dilution Factor	Batch Number	Analyst	Lab	Prepared or Analyzed
Total Recoverable	Prep	3005A			768857	BJB	EET SAV	03/20/23 09:08
Total Recoverable	Analysis	6010D		1	768929	BJB	EET SAV	03/21/23 23:10
Total/NA	Prep	3010A			604813	LKP	EET SL	03/23/23 14:13
Total/NA	Analysis	6010D		1	605060	LKP	EET SL	03/24/23 15:27
Total Recoverable	Prep	3005A			768544	RR	EET SAV	03/20/23 09:08
Total Recoverable	Analysis	6020B		1	768945	BWR	EET SAV	03/21/23 19:03
Total/NA	Prep	7470A			768590	BCB	EET SAV	03/20/23 12:45
Total/NA	Analysis	7470A		1	768864	BCB	EET SAV	03/21/23 13:50

Client Sample ID: AF56434

Lab Sample ID: 680-232196-13

Date Collected: 02/27/23 15:44

Matrix: Water

Date Received: 03/17/23 10:30

Prep Type	Batch Type	Batch Method	Run	Dilution Factor	Batch Number	Analyst	Lab	Prepared or Analyzed
Total Recoverable	Prep	3005A			768857	BJB	EET SAV	03/20/23 09:08
Total Recoverable	Analysis	6010D		1	768929	BJB	EET SAV	03/21/23 23:19
Total/NA	Prep	3010A			604813	LKP	EET SL	03/23/23 14:13
Total/NA	Analysis	6010D		1	605060	LKP	EET SL	03/24/23 15:32

Lab Chronicle

Client: South Carolina Public Service Authority
 Project/Site: 125915/JM02.09.G01.1/36500

Job ID: 680-232196-1

Client Sample ID: AF56434

Lab Sample ID: 680-232196-13

Date Collected: 02/27/23 15:44

Matrix: Water

Date Received: 03/17/23 10:30

Prep Type	Batch Type	Batch Method	Run	Dilution Factor	Batch Number	Batch Analyst	Lab	Prepared or Analyzed
Total Recoverable	Prep	3005A			768544	RR	EET SAV	03/20/23 09:08
Total Recoverable	Analysis	6020B		1	768945	BWR	EET SAV	03/21/23 19:07
Total/NA	Prep	7470A			768590	BCB	EET SAV	03/20/23 12:45
Total/NA	Analysis	7470A		1	768864	BCB	EET SAV	03/21/23 13:36

Client Sample ID: AF56433

Lab Sample ID: 680-232196-14

Date Collected: 02/28/23 12:58

Matrix: Water

Date Received: 03/17/23 10:30

Prep Type	Batch Type	Batch Method	Run	Dilution Factor	Batch Number	Batch Analyst	Lab	Prepared or Analyzed
Total Recoverable	Prep	3005A			768857	BJB	EET SAV	03/20/23 09:08
Total Recoverable	Analysis	6010D		1	768929	BJB	EET SAV	03/21/23 23:23
Total/NA	Prep	3010A			604813	LKP	EET SL	03/23/23 14:13
Total/NA	Analysis	6010D		1	605060	LKP	EET SL	03/24/23 15:37
Total Recoverable	Prep	3005A			768544	RR	EET SAV	03/20/23 09:08
Total Recoverable	Analysis	6020B		1	768945	BWR	EET SAV	03/21/23 19:11
Total/NA	Prep	7470A			768590	BCB	EET SAV	03/20/23 12:45
Total/NA	Analysis	7470A		1	768864	BCB	EET SAV	03/21/23 13:16

Client Sample ID: AF56435

Lab Sample ID: 680-232196-15

Date Collected: 02/28/23 11:44

Matrix: Water

Date Received: 03/17/23 10:30

Prep Type	Batch Type	Batch Method	Run	Dilution Factor	Batch Number	Batch Analyst	Lab	Prepared or Analyzed
Total Recoverable	Prep	3005A			768857	BJB	EET SAV	03/20/23 09:08
Total Recoverable	Analysis	6010D		1	768929	BJB	EET SAV	03/21/23 23:26
Total/NA	Prep	3010A			604813	LKP	EET SL	03/23/23 14:13
Total/NA	Analysis	6010D		1	605060	LKP	EET SL	03/24/23 15:42
Total Recoverable	Prep	3005A			768544	RR	EET SAV	03/20/23 09:08
Total Recoverable	Analysis	6020B		1	768945	BWR	EET SAV	03/21/23 19:15
Total/NA	Prep	7470A			768590	BCB	EET SAV	03/20/23 12:45
Total/NA	Analysis	7470A		1	768864	BCB	EET SAV	03/21/23 13:06

Client Sample ID: AF56436

Lab Sample ID: 680-232196-16

Date Collected: 02/28/23 10:19

Matrix: Water

Date Received: 03/17/23 10:30

Prep Type	Batch Type	Batch Method	Run	Dilution Factor	Batch Number	Batch Analyst	Lab	Prepared or Analyzed
Total Recoverable	Prep	3005A			768857	BJB	EET SAV	03/20/23 09:08
Total Recoverable	Analysis	6010D		1	768929	BJB	EET SAV	03/21/23 23:29
Total/NA	Prep	3010A			604813	LKP	EET SL	03/23/23 14:13
Total/NA	Analysis	6010D		1	605060	LKP	EET SL	03/24/23 15:46
Total Recoverable	Prep	3005A			768544	RR	EET SAV	03/20/23 09:08
Total Recoverable	Analysis	6020B		1	768945	BWR	EET SAV	03/21/23 19:19

Lab Chronicle

Client: South Carolina Public Service Authority
 Project/Site: 125915/JM02.09.G01.1/36500

Job ID: 680-232196-1

Client Sample ID: AF56436

Lab Sample ID: 680-232196-16

Date Collected: 02/28/23 10:19

Matrix: Water

Date Received: 03/17/23 10:30

Prep Type	Batch Type	Batch Method	Run	Dilution Factor	Batch Number	Batch Analyst	Lab	Prepared or Analyzed
Total/NA	Prep	7470A			768590	BCB	EET SAV	03/20/23 12:45
Total/NA	Analysis	7470A		1	768864	BCB	EET SAV	03/21/23 12:39

Client Sample ID: AF56437

Lab Sample ID: 680-232196-17

Date Collected: 02/28/23 10:24

Matrix: Water

Date Received: 03/17/23 10:30

Prep Type	Batch Type	Batch Method	Run	Dilution Factor	Batch Number	Batch Analyst	Lab	Prepared or Analyzed
Total Recoverable	Prep	3005A			768857	BJB	EET SAV	03/20/23 09:08
Total Recoverable	Analysis	6010D		1	768929	BJB	EET SAV	03/21/23 23:32
Total/NA	Prep	3010A			604813	LKP	EET SL	03/23/23 14:13
Total/NA	Analysis	6010D		1	605060	LKP	EET SL	03/24/23 15:51
Total Recoverable	Prep	3005A			768544	RR	EET SAV	03/20/23 09:08
Total Recoverable	Analysis	6020B		1	768945	BWR	EET SAV	03/21/23 19:31
Total/NA	Prep	7470A			768609	BCB	EET SAV	03/20/23 13:40
Total/NA	Analysis	7470A		1	768864	BCB	EET SAV	03/21/23 11:35

Client Sample ID: AF56438

Lab Sample ID: 680-232196-18

Date Collected: 02/28/23 14:31

Matrix: Water

Date Received: 03/17/23 10:30

Prep Type	Batch Type	Batch Method	Run	Dilution Factor	Batch Number	Batch Analyst	Lab	Prepared or Analyzed
Total Recoverable	Prep	3005A			768857	BJB	EET SAV	03/20/23 09:08
Total Recoverable	Analysis	6010D		1	768929	BJB	EET SAV	03/21/23 23:36
Total/NA	Prep	3010A			604813	LKP	EET SL	03/23/23 14:13
Total/NA	Analysis	6010D		1	605060	LKP	EET SL	03/24/23 16:10
Total Recoverable	Prep	3005A			768544	RR	EET SAV	03/20/23 09:08
Total Recoverable	Analysis	6020B		1	768945	BWR	EET SAV	03/21/23 19:35
Total/NA	Prep	7470A			768609	BCB	EET SAV	03/20/23 13:40
Total/NA	Analysis	7470A		1	768864	BCB	EET SAV	03/21/23 11:32

Client Sample ID: AF56409

Lab Sample ID: 680-232196-19

Date Collected: 03/06/23 12:14

Matrix: Water

Date Received: 03/17/23 10:30

Prep Type	Batch Type	Batch Method	Run	Dilution Factor	Batch Number	Batch Analyst	Lab	Prepared or Analyzed
Total Recoverable	Prep	3005A			768857	BJB	EET SAV	03/20/23 09:08
Total Recoverable	Analysis	6010D		1	768929	BJB	EET SAV	03/21/23 23:39
Total Recoverable	Prep	3005A			768857	BJB	EET SAV	03/20/23 09:08
Total Recoverable	Analysis	6010D		10	769167	BJB	EET SAV	03/22/23 11:50
Total/NA	Prep	3010A			604813	LKP	EET SL	03/23/23 14:13
Total/NA	Analysis	6010D		1	605060	LKP	EET SL	03/24/23 16:14
Total Recoverable	Prep	3005A			768544	RR	EET SAV	03/20/23 09:08
Total Recoverable	Analysis	6020B		1	768945	BWR	EET SAV	03/21/23 19:39

Lab Chronicle

Client: South Carolina Public Service Authority
 Project/Site: 125915/JM02.09.G01.1/36500

Job ID: 680-232196-1

Client Sample ID: AF56409

Lab Sample ID: 680-232196-19

Date Collected: 03/06/23 12:14

Matrix: Water

Date Received: 03/17/23 10:30

Prep Type	Batch Type	Batch Method	Run	Dilution Factor	Batch Number	Batch Analyst	Lab	Prepared or Analyzed
Total/NA	Prep	7470A			768609	BCB	EET SAV	03/20/23 13:40
Total/NA	Analysis	7470A		1	768864	BCB	EET SAV	03/21/23 11:12

Client Sample ID: AF56410

Lab Sample ID: 680-232196-20

Date Collected: 03/06/23 12:19

Matrix: Water

Date Received: 03/17/23 10:30

Prep Type	Batch Type	Batch Method	Run	Dilution Factor	Batch Number	Batch Analyst	Lab	Prepared or Analyzed
Total Recoverable	Prep	3005A			768857	BJB	EET SAV	03/20/23 09:08
Total Recoverable	Analysis	6010D		1	768929	BJB	EET SAV	03/21/23 23:42
Total Recoverable	Prep	3005A			768857	BJB	EET SAV	03/20/23 09:08
Total Recoverable	Analysis	6010D		10	769167	BJB	EET SAV	03/22/23 11:53
Total/NA	Prep	3010A			604813	LKP	EET SL	03/23/23 14:13
Total/NA	Analysis	6010D		1	605060	LKP	EET SL	03/24/23 16:19
Total Recoverable	Prep	3005A			768544	RR	EET SAV	03/20/23 09:08
Total Recoverable	Analysis	6020B		1	768945	BWR	EET SAV	03/21/23 19:43
Total/NA	Prep	7470A			768609	BCB	EET SAV	03/20/23 13:40
Total/NA	Analysis	7470A		1	768864	BCB	EET SAV	03/21/23 10:59

Client Sample ID: AF56411

Lab Sample ID: 680-232196-21

Date Collected: 03/06/23 11:08

Matrix: Water

Date Received: 03/17/23 10:30

Prep Type	Batch Type	Batch Method	Run	Dilution Factor	Batch Number	Batch Analyst	Lab	Prepared or Analyzed
Total Recoverable	Prep	3005A			768858	BJB	EET SAV	03/20/23 09:08
Total Recoverable	Analysis	6010D		1	768929	BJB	EET SAV	03/21/23 20:50
Total Recoverable	Prep	3005A			768858	BJB	EET SAV	03/20/23 09:08
Total Recoverable	Analysis	6010D		10	769167	BJB	EET SAV	03/22/23 11:56
Total/NA	Prep	3010A			604815	LKP	EET SL	03/23/23 14:15
Total/NA	Analysis	6010D		1	605060	LKP	EET SL	03/24/23 16:42
Total Recoverable	Prep	3005A			768552	RR	EET SAV	03/20/23 09:08
Total Recoverable	Analysis	6020B		1	768945	BWR	EET SAV	03/21/23 20:02
Total/NA	Prep	7470A			768609	BCB	EET SAV	03/20/23 13:40
Total/NA	Analysis	7470A		1	768864	BCB	EET SAV	03/21/23 10:38

Client Sample ID: AF56412

Lab Sample ID: 680-232196-22

Date Collected: 03/06/23 15:15

Matrix: Water

Date Received: 03/17/23 10:30

Prep Type	Batch Type	Batch Method	Run	Dilution Factor	Batch Number	Batch Analyst	Lab	Prepared or Analyzed
Total Recoverable	Prep	3005A			768858	BJB	EET SAV	03/20/23 09:08
Total Recoverable	Analysis	6010D		1	768929	BJB	EET SAV	03/21/23 21:00
Total/NA	Prep	3010A			604815	LKP	EET SL	03/23/23 14:15
Total/NA	Analysis	6010D		1	605060	LKP	EET SL	03/24/23 16:51

Lab Chronicle

Client: South Carolina Public Service Authority
 Project/Site: 125915/JM02.09.G01.1/36500

Job ID: 680-232196-1

Client Sample ID: AF56412

Lab Sample ID: 680-232196-22

Date Collected: 03/06/23 15:15

Matrix: Water

Date Received: 03/17/23 10:30

Prep Type	Batch Type	Batch Method	Run	Dilution Factor	Batch Number	Batch Analyst	Lab	Prepared or Analyzed
Total Recoverable	Prep	3005A			768552	RR	EET SAV	03/20/23 09:08
Total Recoverable	Analysis	6020B		1	768945	BWR	EET SAV	03/21/23 20:14
Total/NA	Prep	7470A			768609	BCB	EET SAV	03/20/23 13:40
Total/NA	Analysis	7470A		1	768864	BCB	EET SAV	03/21/23 14:20

Client Sample ID: AF56413

Lab Sample ID: 680-232196-23

Date Collected: 03/06/23 13:41

Matrix: Water

Date Received: 03/17/23 10:30

Prep Type	Batch Type	Batch Method	Run	Dilution Factor	Batch Number	Batch Analyst	Lab	Prepared or Analyzed
Total Recoverable	Prep	3005A			768858	BJB	EET SAV	03/20/23 09:08
Total Recoverable	Analysis	6010D		1	768929	BJB	EET SAV	03/21/23 21:03
Total/NA	Prep	3010A			604815	LKP	EET SL	03/23/23 14:15
Total/NA	Analysis	6010D		1	605060	LKP	EET SL	03/24/23 17:23
Total Recoverable	Prep	3005A			768552	RR	EET SAV	03/20/23 09:08
Total Recoverable	Analysis	6020B		1	768945	BWR	EET SAV	03/21/23 20:18
Total/NA	Prep	7470A			768590	BCB	EET SAV	03/20/23 12:45
Total/NA	Analysis	7470A		1	768864	BCB	EET SAV	03/21/23 13:46

Client Sample ID: AF56430

Lab Sample ID: 680-232196-24

Date Collected: 03/06/23 10:10

Matrix: Water

Date Received: 03/17/23 10:30

Prep Type	Batch Type	Batch Method	Run	Dilution Factor	Batch Number	Batch Analyst	Lab	Prepared or Analyzed
Total Recoverable	Prep	3005A			768858	BJB	EET SAV	03/20/23 09:08
Total Recoverable	Analysis	6010D		1	768929	BJB	EET SAV	03/21/23 21:06
Total/NA	Prep	3010A			604815	LKP	EET SL	03/23/23 14:15
Total/NA	Analysis	6010D		1	605060	LKP	EET SL	03/24/23 17:28
Total Recoverable	Prep	3005A			768552	RR	EET SAV	03/20/23 09:08
Total Recoverable	Analysis	6020B		1	768945	BWR	EET SAV	03/21/23 20:22
Total/NA	Prep	7470A			768590	BCB	EET SAV	03/20/23 12:45
Total/NA	Analysis	7470A		1	768864	BCB	EET SAV	03/21/23 14:10

Client Sample ID: AF56406

Lab Sample ID: 680-232196-25

Date Collected: 03/09/23 10:29

Matrix: Water

Date Received: 03/17/23 10:30

Prep Type	Batch Type	Batch Method	Run	Dilution Factor	Batch Number	Batch Analyst	Lab	Prepared or Analyzed
Total Recoverable	Prep	3005A			768858	BJB	EET SAV	03/20/23 09:08
Total Recoverable	Analysis	6010D		1	768929	BJB	EET SAV	03/21/23 21:09
Total/NA	Prep	3010A			604815	LKP	EET SL	03/23/23 14:15
Total/NA	Analysis	6010D		1	605060	LKP	EET SL	03/24/23 17:33
Total Recoverable	Prep	3005A			768552	RR	EET SAV	03/20/23 09:08
Total Recoverable	Analysis	6020B		1	768945	BWR	EET SAV	03/21/23 20:26

Lab Chronicle

Client: South Carolina Public Service Authority
 Project/Site: 125915/JM02.09.G01.1/36500

Job ID: 680-232196-1

Client Sample ID: AF56406

Lab Sample ID: 680-232196-25

Date Collected: 03/09/23 10:29

Matrix: Water

Date Received: 03/17/23 10:30

Prep Type	Batch Type	Batch Method	Run	Dilution Factor	Batch Number	Batch Analyst	Lab	Prepared or Analyzed
Total/NA	Prep	7470A			768590	BCB	EET SAV	03/20/23 12:45
Total/NA	Analysis	7470A		1	768864	BCB	EET SAV	03/21/23 13:13

Client Sample ID: AF56407

Lab Sample ID: 680-232196-26

Date Collected: 03/09/23 10:34

Matrix: Water

Date Received: 03/17/23 10:30

Prep Type	Batch Type	Batch Method	Run	Dilution Factor	Batch Number	Batch Analyst	Lab	Prepared or Analyzed
Total Recoverable	Prep	3005A			768858	BJB	EET SAV	03/20/23 09:08
Total Recoverable	Analysis	6010D		1	768929	BJB	EET SAV	03/21/23 21:13
Total/NA	Prep	3010A			604815	LKP	EET SL	03/23/23 14:15
Total/NA	Analysis	6010D		1	605060	LKP	EET SL	03/24/23 17:38
Total Recoverable	Prep	3005A			768552	RR	EET SAV	03/20/23 09:08
Total Recoverable	Analysis	6020B		1	768945	BWR	EET SAV	03/21/23 20:30
Total/NA	Prep	7470A			768590	BCB	EET SAV	03/20/23 12:45
Total/NA	Analysis	7470A		1	768864	BCB	EET SAV	03/21/23 13:03

Client Sample ID: AF56418

Lab Sample ID: 680-232196-27

Date Collected: 03/09/23 12:07

Matrix: Water

Date Received: 03/17/23 10:30

Prep Type	Batch Type	Batch Method	Run	Dilution Factor	Batch Number	Batch Analyst	Lab	Prepared or Analyzed
Total Recoverable	Prep	3005A			768858	BJB	EET SAV	03/20/23 09:08
Total Recoverable	Analysis	6010D		1	768929	BJB	EET SAV	03/21/23 21:22
Total/NA	Prep	3010A			604815	LKP	EET SL	03/23/23 14:15
Total/NA	Analysis	6010D		1	605060	LKP	EET SL	03/24/23 17:42
Total Recoverable	Prep	3005A			768552	RR	EET SAV	03/20/23 09:08
Total Recoverable	Analysis	6020B		1	768945	BWR	EET SAV	03/21/23 20:41
Total/NA	Prep	7470A			768590	BCB	EET SAV	03/20/23 12:45
Total/NA	Analysis	7470A		1	768864	BCB	EET SAV	03/21/23 12:36

Client Sample ID: AF56422

Lab Sample ID: 680-232196-28

Date Collected: 03/09/23 13:19

Matrix: Water

Date Received: 03/17/23 10:30

Prep Type	Batch Type	Batch Method	Run	Dilution Factor	Batch Number	Batch Analyst	Lab	Prepared or Analyzed
Total Recoverable	Prep	3005A			768858	BJB	EET SAV	03/20/23 09:08
Total Recoverable	Analysis	6010D		1	768929	BJB	EET SAV	03/21/23 21:26
Total/NA	Prep	3010A			604815	LKP	EET SL	03/23/23 14:15
Total/NA	Analysis	6010D		1	605060	LKP	EET SL	03/24/23 17:47
Total Recoverable	Prep	3005A			768552	RR	EET SAV	03/20/23 09:08
Total Recoverable	Analysis	6020B		1	768945	BWR	EET SAV	03/21/23 20:45
Total/NA	Prep	7470A			768609	BCB	EET SAV	03/20/23 13:40
Total/NA	Analysis	7470A		1	768864	BCB	EET SAV	03/21/23 14:24

Lab Chronicle

Client: South Carolina Public Service Authority
 Project/Site: 125915/JM02.09.G01.1/36500

Job ID: 680-232196-1

Client Sample ID: AF56419

Lab Sample ID: 680-232196-29

Date Collected: 03/07/23 14:51

Matrix: Water

Date Received: 03/17/23 10:30

Prep Type	Batch Type	Batch Method	Run	Dilution Factor	Batch Number	Batch Analyst	Lab	Prepared or Analyzed
Total Recoverable	Prep	3005A			768858	BJB	EET SAV	03/20/23 09:08
Total Recoverable	Analysis	6010D		1	768929	BJB	EET SAV	03/21/23 21:29
Total/NA	Prep	3010A			604815	LKP	EET SL	03/23/23 14:15
Total/NA	Analysis	6010D		1	605060	LKP	EET SL	03/24/23 17:52
Total Recoverable	Prep	3005A			768552	RR	EET SAV	03/20/23 09:08
Total Recoverable	Analysis	6020B		1	768945	BWR	EET SAV	03/21/23 20:49
Total/NA	Prep	7470A			768609	BCB	EET SAV	03/20/23 13:40
Total/NA	Analysis	7470A		1	768864	BCB	EET SAV	03/21/23 11:22

Client Sample ID: AF56425

Lab Sample ID: 680-232196-30

Date Collected: 03/07/23 12:49

Matrix: Water

Date Received: 03/17/23 10:30

Prep Type	Batch Type	Batch Method	Run	Dilution Factor	Batch Number	Batch Analyst	Lab	Prepared or Analyzed
Total Recoverable	Prep	3005A			768858	BJB	EET SAV	03/20/23 09:08
Total Recoverable	Analysis	6010D		1	768929	BJB	EET SAV	03/21/23 21:32
Total/NA	Prep	3010A			604815	LKP	EET SL	03/23/23 14:15
Total/NA	Analysis	6010D		1	605060	LKP	EET SL	03/24/23 18:10
Total Recoverable	Prep	3005A			768552	RR	EET SAV	03/20/23 09:08
Total Recoverable	Analysis	6020B		1	768945	BWR	EET SAV	03/21/23 20:53
Total/NA	Prep	7470A			768609	BCB	EET SAV	03/20/23 13:40
Total/NA	Analysis	7470A		1	768864	BCB	EET SAV	03/21/23 11:05

Client Sample ID: AF56426

Lab Sample ID: 680-232196-31

Date Collected: 03/07/23 10:22

Matrix: Water

Date Received: 03/17/23 10:30

Prep Type	Batch Type	Batch Method	Run	Dilution Factor	Batch Number	Batch Analyst	Lab	Prepared or Analyzed
Total Recoverable	Prep	3005A			768858	BJB	EET SAV	03/20/23 09:08
Total Recoverable	Analysis	6010D		1	768929	BJB	EET SAV	03/21/23 21:35
Total/NA	Prep	3010A			604815	LKP	EET SL	03/23/23 14:15
Total/NA	Analysis	6010D		1	605060	LKP	EET SL	03/24/23 18:15
Total Recoverable	Prep	3005A			768552	RR	EET SAV	03/20/23 09:08
Total Recoverable	Analysis	6020B		1	768945	BWR	EET SAV	03/21/23 20:57
Total/NA	Prep	7470A			768609	BCB	EET SAV	03/20/23 13:40
Total/NA	Analysis	7470A		1	768864	BCB	EET SAV	03/21/23 10:55

Client Sample ID: AF56427

Lab Sample ID: 680-232196-32

Date Collected: 03/07/23 10:27

Matrix: Water

Date Received: 03/17/23 10:30

Prep Type	Batch Type	Batch Method	Run	Dilution Factor	Batch Number	Batch Analyst	Lab	Prepared or Analyzed
Total Recoverable	Prep	3005A			768858	BJB	EET SAV	03/20/23 09:08
Total Recoverable	Analysis	6010D		1	768929	BJB	EET SAV	03/21/23 21:39

Lab Chronicle

Client: South Carolina Public Service Authority
 Project/Site: 125915/JM02.09.G01.1/36500

Job ID: 680-232196-1

Client Sample ID: AF56427

Lab Sample ID: 680-232196-32

Date Collected: 03/07/23 10:27

Matrix: Water

Date Received: 03/17/23 10:30

Prep Type	Batch Type	Batch Method	Run	Dilution Factor	Batch Number	Analyst	Lab	Prepared or Analyzed
Total/NA	Prep	3010A			604815	LKP	EET SL	03/23/23 14:15
Total/NA	Analysis	6010D		1	605060	LKP	EET SL	03/24/23 18:19
Total Recoverable	Prep	3005A			768552	RR	EET SAV	03/20/23 09:08
Total Recoverable	Analysis	6020B		1	768945	BWR	EET SAV	03/21/23 21:01
Total/NA	Prep	7470A			768609	BCB	EET SAV	03/20/23 13:40
Total/NA	Analysis	7470A		1	768864	BCB	EET SAV	03/21/23 10:35

Client Sample ID: AF56408

Lab Sample ID: 680-232196-33

Date Collected: 03/08/23 13:38

Matrix: Water

Date Received: 03/17/23 10:30

Prep Type	Batch Type	Batch Method	Run	Dilution Factor	Batch Number	Analyst	Lab	Prepared or Analyzed
Total Recoverable	Prep	3005A			768858	BJB	EET SAV	03/20/23 09:08
Total Recoverable	Analysis	6010D		1	768929	BJB	EET SAV	03/21/23 21:42
Total/NA	Prep	3010A			604815	LKP	EET SL	03/23/23 14:15
Total/NA	Analysis	6010D		1	605060	LKP	EET SL	03/24/23 18:24
Total Recoverable	Prep	3005A			768552	RR	EET SAV	03/20/23 09:08
Total Recoverable	Analysis	6020B		1	768945	BWR	EET SAV	03/21/23 21:05
Total/NA	Prep	7470A			768609	BCB	EET SAV	03/20/23 13:40
Total/NA	Analysis	7470A		1	768864	BCB	EET SAV	03/21/23 12:16

Client Sample ID: AF56415

Lab Sample ID: 680-232196-34

Date Collected: 03/08/23 15:13

Matrix: Water

Date Received: 03/17/23 10:30

Prep Type	Batch Type	Batch Method	Run	Dilution Factor	Batch Number	Analyst	Lab	Prepared or Analyzed
Total Recoverable	Prep	3005A			768858	BJB	EET SAV	03/20/23 09:08
Total Recoverable	Analysis	6010D		1	768929	BJB	EET SAV	03/21/23 21:45
Total/NA	Prep	3010A			604815	LKP	EET SL	03/23/23 14:15
Total/NA	Analysis	6010D		1	605060	LKP	EET SL	03/24/23 18:29
Total Recoverable	Prep	3005A			768552	RR	EET SAV	03/20/23 09:08
Total Recoverable	Analysis	6020B		1	768945	BWR	EET SAV	03/21/23 21:09
Total/NA	Prep	7470A			768590	BCB	EET SAV	03/20/23 12:45
Total/NA	Analysis	7470A		1	768864	BCB	EET SAV	03/21/23 13:43

Client Sample ID: AF56416

Lab Sample ID: 680-232196-35

Date Collected: 03/08/23 10:09

Matrix: Water

Date Received: 03/17/23 10:30

Prep Type	Batch Type	Batch Method	Run	Dilution Factor	Batch Number	Analyst	Lab	Prepared or Analyzed
Total Recoverable	Prep	3005A			768858	BJB	EET SAV	03/20/23 09:08
Total Recoverable	Analysis	6010D		1	768929	BJB	EET SAV	03/21/23 21:48
Total/NA	Prep	3010A			604815	LKP	EET SL	03/23/23 14:15
Total/NA	Analysis	6010D		1	605060	LKP	EET SL	03/24/23 18:34

Lab Chronicle

Client: South Carolina Public Service Authority
 Project/Site: 125915/JM02.09.G01.1/36500

Job ID: 680-232196-1

Client Sample ID: AF56416

Lab Sample ID: 680-232196-35

Date Collected: 03/08/23 10:09

Matrix: Water

Date Received: 03/17/23 10:30

Prep Type	Batch Type	Batch Method	Run	Dilution Factor	Batch Number	Batch Analyst	Lab	Prepared or Analyzed
Total Recoverable	Prep	3005A			768552	RR	EET SAV	03/20/23 09:08
Total Recoverable	Analysis	6020B		1	768945	BWR	EET SAV	03/21/23 21:13
Total/NA	Prep	7470A			768590	BCB	EET SAV	03/20/23 12:45
Total/NA	Analysis	7470A		1	768864	BCB	EET SAV	03/21/23 13:23

Client Sample ID: AF56417

Lab Sample ID: 680-232196-36

Date Collected: 03/08/23 10:14

Matrix: Water

Date Received: 03/17/23 10:30

Prep Type	Batch Type	Batch Method	Run	Dilution Factor	Batch Number	Batch Analyst	Lab	Prepared or Analyzed
Total Recoverable	Prep	3005A			768858	BJB	EET SAV	03/20/23 09:08
Total Recoverable	Analysis	6010D		1	768929	BJB	EET SAV	03/21/23 21:52
Total/NA	Prep	3010A			604815	LKP	EET SL	03/23/23 14:15
Total/NA	Analysis	6010D		1	605060	LKP	EET SL	03/24/23 18:38
Total Recoverable	Prep	3005A			768552	RR	EET SAV	03/20/23 09:08
Total Recoverable	Analysis	6020B		1	768945	BWR	EET SAV	03/21/23 21:17
Total/NA	Prep	7470A			768590	BCB	EET SAV	03/20/23 12:45
Total/NA	Analysis	7470A		1	768864	BCB	EET SAV	03/21/23 13:10

Client Sample ID: AF56429

Lab Sample ID: 680-232196-37

Date Collected: 03/08/23 12:12

Matrix: Water

Date Received: 03/17/23 10:30

Prep Type	Batch Type	Batch Method	Run	Dilution Factor	Batch Number	Batch Analyst	Lab	Prepared or Analyzed
Total Recoverable	Prep	3005A			768858	BJB	EET SAV	03/20/23 09:08
Total Recoverable	Analysis	6010D		1	768929	BJB	EET SAV	03/21/23 22:01
Total/NA	Prep	3010A			604815	LKP	EET SL	03/23/23 14:15
Total/NA	Analysis	6010D		1	605060	LKP	EET SL	03/24/23 18:43
Total Recoverable	Prep	3005A			768552	RR	EET SAV	03/20/23 09:08
Total Recoverable	Analysis	6020B		1	768945	BWR	EET SAV	03/21/23 21:28
Total/NA	Prep	7470A			768590	BCB	EET SAV	03/20/23 12:45
Total/NA	Analysis	7470A		1	768864	BCB	EET SAV	03/21/23 14:07

Client Sample ID: AF56421

Lab Sample ID: 680-232196-38

Date Collected: 03/01/23 14:41

Matrix: Water

Date Received: 03/17/23 10:30

Prep Type	Batch Type	Batch Method	Run	Dilution Factor	Batch Number	Batch Analyst	Lab	Prepared or Analyzed
Total Recoverable	Prep	3005A			768858	BJB	EET SAV	03/20/23 09:08
Total Recoverable	Analysis	6010D		1	768929	BJB	EET SAV	03/21/23 22:05
Total/NA	Prep	3010A			604815	LKP	EET SL	03/23/23 14:15
Total/NA	Analysis	6010D		1	605060	LKP	EET SL	03/24/23 18:48
Total Recoverable	Prep	3005A			768552	RR	EET SAV	03/20/23 09:08
Total Recoverable	Analysis	6020B		1	768945	BWR	EET SAV	03/21/23 21:32

Lab Chronicle

Client: South Carolina Public Service Authority
 Project/Site: 125915/JM02.09.G01.1/36500

Job ID: 680-232196-1

Client Sample ID: AF56421

Lab Sample ID: 680-232196-38

Date Collected: 03/01/23 14:41

Matrix: Water

Date Received: 03/17/23 10:30

Prep Type	Batch Type	Batch Method	Run	Dilution Factor	Batch Number	Batch Analyst	Lab	Prepared or Analyzed
Total/NA	Prep	7470A			768590	BCB	EET SAV	03/20/23 12:45
Total/NA	Analysis	7470A		1	768864	BCB	EET SAV	03/21/23 12:26

Client Sample ID: AF56428

Lab Sample ID: 680-232196-39

Date Collected: 03/01/23 13:37

Matrix: Water

Date Received: 03/17/23 10:30

Prep Type	Batch Type	Batch Method	Run	Dilution Factor	Batch Number	Batch Analyst	Lab	Prepared or Analyzed
Total Recoverable	Prep	3005A			768859	BJB	EET SAV	03/20/23 09:01
Total Recoverable	Analysis	6010D		1	768929	BJB	EET SAV	03/21/23 20:34
Total/NA	Prep	3010A			604815	LKP	EET SL	03/23/23 14:15
Total/NA	Analysis	6010D		1	605060	LKP	EET SL	03/24/23 18:52
Total Recoverable	Prep	3005A			768540	RR	EET SAV	03/20/23 09:01
Total Recoverable	Analysis	6020B		1	768945	BWR	EET SAV	03/21/23 17:45
Total Recoverable	Prep	3005A			768540	RR	EET SAV	03/20/23 09:01
Total Recoverable	Analysis	6020B		1	769014	BWR	EET SAV	03/22/23 09:19
Total/NA	Prep	7470A			768609	BCB	EET SAV	03/20/23 13:40
Total/NA	Analysis	7470A		1	768864	BCB	EET SAV	03/21/23 11:39

Client Sample ID: AF56439

Lab Sample ID: 680-232196-40

Date Collected: 03/01/23 10:22

Matrix: Water

Date Received: 03/17/23 10:30

Prep Type	Batch Type	Batch Method	Run	Dilution Factor	Batch Number	Batch Analyst	Lab	Prepared or Analyzed
Total Recoverable	Prep	3005A			768858	BJB	EET SAV	03/20/23 09:08
Total Recoverable	Analysis	6010D		1	768929	BJB	EET SAV	03/21/23 22:08
Total/NA	Prep	3010A			604815	LKP	EET SL	03/23/23 14:15
Total/NA	Analysis	6010D		1	605060	LKP	EET SL	03/24/23 19:11
Total Recoverable	Prep	3005A			768552	RR	EET SAV	03/20/23 09:08
Total Recoverable	Analysis	6020B		1	768945	BWR	EET SAV	03/21/23 21:36
Total/NA	Prep	7470A			768609	BCB	EET SAV	03/20/23 13:40
Total/NA	Analysis	7470A		1	768864	BCB	EET SAV	03/21/23 11:15

Client Sample ID: AF56441

Lab Sample ID: 680-232196-41

Date Collected: 03/01/23 11:45

Matrix: Water

Date Received: 03/17/23 10:30

Prep Type	Batch Type	Batch Method	Run	Dilution Factor	Batch Number	Batch Analyst	Lab	Prepared or Analyzed
Total Recoverable	Prep	3005A			768858	BJB	EET SAV	03/20/23 09:08
Total Recoverable	Analysis	6010D		1	768929	BJB	EET SAV	03/21/23 22:11
Total/NA	Prep	3010A			604817	LKP	EET SL	03/23/23 14:17
Total/NA	Analysis	6010D		1	605060	LKP	EET SL	03/24/23 19:24
Total Recoverable	Prep	3005A			768552	RR	EET SAV	03/20/23 09:08
Total Recoverable	Analysis	6020B		1	768945	BWR	EET SAV	03/21/23 21:40

Lab Chronicle

Client: South Carolina Public Service Authority
 Project/Site: 125915/JM02.09.G01.1/36500

Job ID: 680-232196-1

Client Sample ID: AF56441

Lab Sample ID: 680-232196-41

Date Collected: 03/01/23 11:45

Matrix: Water

Date Received: 03/17/23 10:30

Prep Type	Batch Type	Batch Method	Run	Dilution Factor	Batch Number	Batch Analyst	Lab	Prepared or Analyzed
Total/NA	Prep	7470A			768609	BCB	EET SAV	03/20/23 13:40
Total/NA	Analysis	7470A		1	768864	BCB	EET SAV	03/21/23 11:02

Client Sample ID: AF56414

Lab Sample ID: 680-232196-42

Date Collected: 03/02/23 12:46

Matrix: Water

Date Received: 03/17/23 10:30

Prep Type	Batch Type	Batch Method	Run	Dilution Factor	Batch Number	Batch Analyst	Lab	Prepared or Analyzed
Total Recoverable	Prep	3005A			768608	RR	EET SAV	03/20/23 13:39
Total Recoverable	Analysis	6010D		1	768929	BJB	EET SAV	03/21/23 10:48
Total/NA	Prep	3010A			604817	LKP	EET SL	03/23/23 14:17
Total/NA	Analysis	6010D		1	605060	LKP	EET SL	03/24/23 19:34
Total Recoverable	Prep	3005A			768613	RR	EET SAV	03/20/23 13:39
Total Recoverable	Analysis	6020B		1	768945	BWR	EET SAV	03/21/23 22:04
Total/NA	Prep	7470A			768648	BCB	EET SAV	03/20/23 15:26
Total/NA	Analysis	7470A		1	768864	BCB	EET SAV	03/21/23 14:17

Client Sample ID: AF56423

Lab Sample ID: 680-232196-43

Date Collected: 03/02/23 10:56

Matrix: Water

Date Received: 03/17/23 10:30

Prep Type	Batch Type	Batch Method	Run	Dilution Factor	Batch Number	Batch Analyst	Lab	Prepared or Analyzed
Total Recoverable	Prep	3005A			768608	RR	EET SAV	03/20/23 13:39
Total Recoverable	Analysis	6010D		1	768929	BJB	EET SAV	03/21/23 10:58
Total/NA	Prep	3010A			604817	LKP	EET SL	03/23/23 14:17
Total/NA	Analysis	6010D		1	605060	LKP	EET SL	03/24/23 19:38
Total Recoverable	Prep	3005A			768613	RR	EET SAV	03/20/23 13:39
Total Recoverable	Analysis	6020B		1	768945	BWR	EET SAV	03/21/23 22:15
Total/NA	Prep	7470A			768648	BCB	EET SAV	03/20/23 15:26
Total/NA	Analysis	7470A		1	768864	BCB	EET SAV	03/21/23 12:02

Client Sample ID: AF56428

Lab Sample ID: 680-232196-44

Date Collected: 03/02/23 00:00

Matrix: Water

Date Received: 03/17/23 10:30

Prep Type	Batch Type	Batch Method	Run	Dilution Factor	Batch Number	Batch Analyst	Lab	Prepared or Analyzed
Total Recoverable	Prep	3005A			768608	RR	EET SAV	03/20/23 13:39
Total Recoverable	Analysis	6010D		1	768929	BJB	EET SAV	03/21/23 11:01
Total/NA	Prep	3010A			604817	LKP	EET SL	03/23/23 14:17
Total/NA	Analysis	6010D		1	605060	LKP	EET SL	03/24/23 20:11
Total Recoverable	Prep	3005A			768613	RR	EET SAV	03/20/23 13:39
Total Recoverable	Analysis	6020B		1	768945	BWR	EET SAV	03/21/23 22:19
Total/NA	Prep	7470A			768648	BCB	EET SAV	03/20/23 15:26
Total/NA	Analysis	7470A		1	768864	BCB	EET SAV	03/21/23 14:14

Lab Chronicle

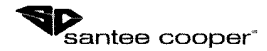
Client: South Carolina Public Service Authority
Project/Site: 125915/JM02.09.G01.1/36500

Job ID: 680-232196-1

Laboratory References:

EET SAV = Eurofins Savannah, 5102 LaRoche Avenue, Savannah, GA 31404, TEL (912)354-7858
EET SL = Eurofins St. Louis, 13715 Rider Trail North, Earth City, MO 63045, TEL (314)298-8566

- 1
- 2
- 3
- 4
- 5
- 6
- 7
- 8
- 9
- 10
- 11
- 12
- 13
- 14



Santee Cooper
One Riverwood Drive
Moncks Corner, SC 29461
Phone (843)761-8000 Ext. 5148
Fax. (843)761-4175

Chain of Custody

TOTAL

Customer Email/Report Recipient: LCWILLIA@santecooper.com Date Results Needed by: Project/Task/Unit #: 125915 / JM02.09.G01.1 / 36500 Rerun request for any flagged QC Yes No

Analysis Group

Labworks ID # (Internal use only)	Sample Location/ Description	Collection Date	Collection Time	Sample Collector	Total # of containers	Bottle type: (Glass- G/Plastic-P)	Grab (G) or Composite (C)	Matrix(see below)	Preservative (see below)	Comments	TOTAL METALS	SEE BELOW
AF56394	WAP-1	2/14/23	1233	ZDM ML	1	P	G	GW	2	SEE SHEET FOR RLS	X	
31	WBW-1		1351							WHERE APPLICABLE		
32	WBW-A1-1		1522							HG 7470		
AF56395	WAP-2	2/15/23	1136							B-6010		
96	WAP-3		1321							ALL OTHERS 6020.		
AF56397	WAP-4	2/16/23	1053	ZDM MG						* PLEASE SEND SAMPLES TO ST LOUIS FOR B.		
400	WAP-7		1255									
442	WLF A2-6		1407									
443	WLF A2 6D		1412									

Relinquished by:	Employee#	Date	Time	Received by:	Employee #	Date	Time
<i>SJBrown</i>	35594	3/16/23	1300	<i>[Signature]</i>		03/17/23	10:30

Sample Receiving (Internal Use Only)
TEMP (°C): _____ Initial: _____
Correct pH: Yes No
Preservative Lot#: _____
Date/Time/Init for preservative: _____

<input type="checkbox"/> METALS (all) <input checked="" type="checkbox"/> Ag <input checked="" type="checkbox"/> Cu <input checked="" type="checkbox"/> Sb <input checked="" type="checkbox"/> Al <input checked="" type="checkbox"/> Fe <input checked="" type="checkbox"/> Se <input checked="" type="checkbox"/> As <input checked="" type="checkbox"/> K <input type="checkbox"/> Sn <input checked="" type="checkbox"/> B <input checked="" type="checkbox"/> Li <input type="checkbox"/> Sr <input checked="" type="checkbox"/> Ba <input checked="" type="checkbox"/> Mg <input type="checkbox"/> Ti <input checked="" type="checkbox"/> Be <input checked="" type="checkbox"/> Mn <input checked="" type="checkbox"/> Tl <input checked="" type="checkbox"/> Ca <input checked="" type="checkbox"/> Mo <input type="checkbox"/> V <input checked="" type="checkbox"/> Cd <input checked="" type="checkbox"/> Na <input checked="" type="checkbox"/> Zn <input checked="" type="checkbox"/> Co <input checked="" type="checkbox"/> Ni <input checked="" type="checkbox"/> Hg <input checked="" type="checkbox"/> Cr <input checked="" type="checkbox"/> Pb <input type="checkbox"/> CrVI	Nutrients <input type="checkbox"/> TOC <input type="checkbox"/> DOC <input type="checkbox"/> TP/TPO4 <input type="checkbox"/> NH3-N <input type="checkbox"/> F <input type="checkbox"/> Cl <input type="checkbox"/> NO2 <input type="checkbox"/> Br <input type="checkbox"/> NO3 <input type="checkbox"/> SO4	MISC. <input type="checkbox"/> BTEX <input type="checkbox"/> Naphthalene <input type="checkbox"/> THM/HAA <input type="checkbox"/> VOC <input type="checkbox"/> Oil & Grease <input type="checkbox"/> E. Coli <input type="checkbox"/> Total Coliform <input type="checkbox"/> pH <input type="checkbox"/> Dissolved As <input type="checkbox"/> Dissolved Fe <input type="checkbox"/> Rad 226 <input type="checkbox"/> Rad 228 <input type="checkbox"/> PCB	Gypsum <input type="checkbox"/> Wallboard Gypsum(all below) <input type="checkbox"/> AIM <input type="checkbox"/> TOC <input type="checkbox"/> Total metals <input type="checkbox"/> Soluble Metals <input type="checkbox"/> Purity (CaSO4) <input type="checkbox"/> % Moisture <input type="checkbox"/> Sulfites <input type="checkbox"/> pH <input type="checkbox"/> Chlorides <input type="checkbox"/> Particle Size <input type="checkbox"/> Sulfur	Coal <input type="checkbox"/> Ultimate <input type="checkbox"/> % Moisture <input type="checkbox"/> Ash <input type="checkbox"/> Sulfur <input type="checkbox"/> BTUs <input type="checkbox"/> Volatile Matter <input type="checkbox"/> CHN Other Tests: <input type="checkbox"/> XRF Scan <input type="checkbox"/> HGI <input type="checkbox"/> Fineness <input type="checkbox"/> Particulate Matter	Flyash <input type="checkbox"/> Ammonia <input type="checkbox"/> LOI <input type="checkbox"/> % Carbon <input type="checkbox"/> Mineral Analysis <input type="checkbox"/> Sieve <input type="checkbox"/> % Moisture NPDES <input type="checkbox"/> Oil & Grease <input type="checkbox"/> As <input type="checkbox"/> TSS	Oil <input type="checkbox"/> Trans. Oil Qual. <input type="checkbox"/> %Moisture <input type="checkbox"/> Color <input type="checkbox"/> Acidity <input type="checkbox"/> Dielectric Strength <input type="checkbox"/> IFT <input type="checkbox"/> Dissolved Gases <input type="checkbox"/> Used Oil <input type="checkbox"/> Flashpoint <input type="checkbox"/> Metals in oil (As,Cd,Cr,Ni,Pb Hg) <input type="checkbox"/> TX <input type="checkbox"/> GOFER
---	--	--	--	---	---	---

10-3/18-2



Matrix codes. GW-groundwater, DW-drinking water, SW-surface water, WW-waste water, BW-boiler water, C-coal, G-gypsum, FA-flyash, BA-bottom ash, M-misc (describe in comment section)
Preservative code- 1=<4°C 2=HNO3 3=H2SO4 4-HCl 5=Na2S2O3 6-Other (Specify)

680-232196 Chain of Custody



Chain of Custody

TOTAL

Customer Email/Report Recipient: LCWILLIA@santecooper.com Date Results Needed by: Project/Task/Unit #: 125915 / JM02.09.G08.1 / 36500 Rerun request for any flagged QC Yes No

Analysis Group

Labworks ID # (Internal use only)	Sample Location/ Description	Collection Date	Collection Time	Sample Collector	Total # of containers	Bottle type: (Glass- G/Plastic-P)	Grab (G) or Composite (C)	Matrix (see below)	Preservative (see below)	Comments	TOTAL METALS SEE BELOW
AF56402	WAP 9	2/21/23	1247	EDM ML	1	P	G	GW	2	SEE SHEET FOR RLS	X
03	WAP-10		0957							WHERE APPLICABLE.	
04	WAP-10D		1002							HG-7470 B-6010	
434	WLF-A1-2		1544							ALL OTHERS 6020.	
AF56433	WLF-A1-1	2/23/23	1258							* PLEASE SEND OUT FOR BORON.	
35	WLF-A1-3		1144								
36	WLF-A1-4		1019								
37	WLF-A1-4D		1024								
38	WLF-A1-5		1431								

Relinquished by:	Employee#	Date	Time	Received by:	Employee #	Date	Time
<i>Sjbrown</i>	35594	3/16/23	1300	<i>OMP</i>		03/17/23	10:30

Sample Receiving (Internal Use Only)
TEMP (°C): _____ Initial: _____
Correct pH: Yes No
Preservative Lot#: _____
Date/Time/Init for preservative: _____

<input type="checkbox"/> METALS (all) <input checked="" type="checkbox"/> Ag <input checked="" type="checkbox"/> Cu <input checked="" type="checkbox"/> Sb <input checked="" type="checkbox"/> Al <input checked="" type="checkbox"/> Fe <input checked="" type="checkbox"/> Se <input checked="" type="checkbox"/> As <input checked="" type="checkbox"/> K <input type="checkbox"/> Sn <input checked="" type="checkbox"/> B <input checked="" type="checkbox"/> Li <input type="checkbox"/> Sr <input checked="" type="checkbox"/> Ba <input checked="" type="checkbox"/> Mg <input type="checkbox"/> Ti <input checked="" type="checkbox"/> Be <input checked="" type="checkbox"/> Mn <input checked="" type="checkbox"/> Tl <input checked="" type="checkbox"/> Ca <input checked="" type="checkbox"/> Mo <input type="checkbox"/> V <input checked="" type="checkbox"/> Cd <input checked="" type="checkbox"/> Na <input checked="" type="checkbox"/> Zn <input checked="" type="checkbox"/> Co <input checked="" type="checkbox"/> Ni <input checked="" type="checkbox"/> Hg <input checked="" type="checkbox"/> Cr <input checked="" type="checkbox"/> Pb <input type="checkbox"/> CrVI			<input type="checkbox"/> Nutrients <input type="checkbox"/> TOC <input type="checkbox"/> DOC <input type="checkbox"/> TP/TPO4 <input type="checkbox"/> NH3-N <input type="checkbox"/> F <input type="checkbox"/> Cl <input type="checkbox"/> NO2 <input type="checkbox"/> Br <input type="checkbox"/> NO3 <input type="checkbox"/> SO4	<input type="checkbox"/> MISC. <input type="checkbox"/> BTEX <input type="checkbox"/> Naphthalene <input type="checkbox"/> THM/HAA <input type="checkbox"/> VOC <input type="checkbox"/> Oil & Grease <input type="checkbox"/> E. Coli <input type="checkbox"/> Total Coliform <input type="checkbox"/> pH <input type="checkbox"/> Dissolved As <input type="checkbox"/> Dissolved Fe <input type="checkbox"/> Rad 226 <input type="checkbox"/> Rad 228 <input type="checkbox"/> PCB	<input type="checkbox"/> Gypsum <input type="checkbox"/> Wallboard <input type="checkbox"/> Gypsum (all below) <input type="checkbox"/> AIM <input type="checkbox"/> TOC <input type="checkbox"/> Total metals <input type="checkbox"/> Soluble Metals <input type="checkbox"/> Purity (CaSO4) <input type="checkbox"/> % Moisture <input type="checkbox"/> Sulfites <input type="checkbox"/> pH <input type="checkbox"/> Chlorides <input type="checkbox"/> Particle Size <input type="checkbox"/> Sulfur	<input type="checkbox"/> Coal <input type="checkbox"/> Ultimate <input type="checkbox"/> % Moisture <input type="checkbox"/> Ash <input type="checkbox"/> Sulfur <input type="checkbox"/> BTUs <input type="checkbox"/> Volatile Matter <input type="checkbox"/> CHN <input type="checkbox"/> Other Tests: <input type="checkbox"/> XRF Scan <input type="checkbox"/> HGI <input type="checkbox"/> Fineness <input type="checkbox"/> Particulate Matter	<input type="checkbox"/> Flyash <input type="checkbox"/> Ammonia <input type="checkbox"/> LOI <input type="checkbox"/> % Carbon <input type="checkbox"/> Mineral Analysis <input type="checkbox"/> Sieve <input type="checkbox"/> % Moisture <input type="checkbox"/> NPDES <input type="checkbox"/> Oil & Grease <input type="checkbox"/> As <input type="checkbox"/> TSS	<input type="checkbox"/> Oil <input type="checkbox"/> Trans. Oil Qual. <input type="checkbox"/> %Moisture <input type="checkbox"/> Color <input type="checkbox"/> Acidity <input type="checkbox"/> Dielectric Strength <input type="checkbox"/> IFT <input type="checkbox"/> Dissolved Gases <input type="checkbox"/> Used Oil <input type="checkbox"/> Flashpoint <input type="checkbox"/> Metals in oil (As, Cd, Cr, Ni, Pb, Hg) <input type="checkbox"/> TX <input type="checkbox"/> GOFER
--	--	--	---	---	--	--	---	--

Matrix codes GW-groundwater, DW-drinking water, SW-surface water, WW-waste water, BW-boiler water, L-limestone, Oil oil, S-Soil, SL-solid, C-coal, G-gypsum, FA-flyash, BA-bottom ash, M-misc (describe in comment section)
Preservative code- 1=<4°C 2=HNO3 3=H2SO4 4-HCl 5=Na2S2O3 6-Other (Specify)



Chain of Custody

TESTAL

Customer Email/Report Recipient: LCWILLIA@santecooper.com Date Results Needed by: Project/Task/Unit #: 125915 / JMO2 09. G01.1 / 36500 Rerun request for any flagged QC Yes No

Analysis Group

Labworks ID # (Internal use only)	Sample Location/ Description	Collection Date	Collection Time	Sample Collector	Total # of containers	Bottle type: (Glass- G/Plastic-P)	Grab (G) or Composite (C)	Matrix (see below)	Preservative (see below)	Comments	TOTAL METALS	SEE BELOW
AF56409	WAP-14	3/6/23	1214	EDM ML	1	P	G	GW	2	SEE SHEET FOR RLS WHERE APPLICABLE	X	
10	WAP-14D		1219							HG-7470 B-6010		
11	WAP-14A		1108							ALL OTHERS 6020.		
12	WAP-14B		1515							* PLEASE SEND CUT FOR BORON.		
13	WAP-14C		1341									
30	WAP-29		1010									
AF56406	WAP-12	3/9/23	1029									
07	WAP-12D		1034									
18	WAP-18		1207									
22	WAP-22		1319									

Relinquished by:	Employee#	Date	Time	Received by:	Employee #	Date	Time
<i>Sibrown</i>	25574	3/16/23	1300	<i>[Signature]</i>		03/17/23	10:20
Relinquished by:	Employee#	Date	Time	Received by:	Employee #	Date	Time
Relinquished by:	Employee#	Date	Time	Received by:	Employee #	Date	Time

Sample Receiving (Internal Use Only)
TEMP (°C): _____ Initial: _____
Correct pH: Yes No
Preservative Lot#: _____
Date/Time/Init for preservative: _____

<input type="checkbox"/> METALS (all) <input checked="" type="checkbox"/> Ag <input checked="" type="checkbox"/> Cu <input checked="" type="checkbox"/> Sb <input checked="" type="checkbox"/> Al <input checked="" type="checkbox"/> Fe <input checked="" type="checkbox"/> Se <input checked="" type="checkbox"/> As <input checked="" type="checkbox"/> K <input type="checkbox"/> Sn <input checked="" type="checkbox"/> B <input checked="" type="checkbox"/> Li <input type="checkbox"/> Sr <input checked="" type="checkbox"/> Ba <input checked="" type="checkbox"/> Mg <input type="checkbox"/> Ti <input checked="" type="checkbox"/> Be <input checked="" type="checkbox"/> Mn <input checked="" type="checkbox"/> Tl <input checked="" type="checkbox"/> Ca <input checked="" type="checkbox"/> Mo <input type="checkbox"/> V <input checked="" type="checkbox"/> Cd <input checked="" type="checkbox"/> Na <input checked="" type="checkbox"/> Zn <input checked="" type="checkbox"/> Co <input checked="" type="checkbox"/> Ni <input checked="" type="checkbox"/> Hg <input checked="" type="checkbox"/> Cr <input checked="" type="checkbox"/> Pb <input type="checkbox"/> CrVI	Nutrients <input type="checkbox"/> TOC <input type="checkbox"/> DOC <input type="checkbox"/> TP/TPO4 <input type="checkbox"/> NH3-N <input type="checkbox"/> F <input type="checkbox"/> Cl <input type="checkbox"/> NO2 <input type="checkbox"/> Br <input type="checkbox"/> NO3 <input type="checkbox"/> SO4	MISC. <input type="checkbox"/> BTEX <input type="checkbox"/> Naphthalene <input type="checkbox"/> THM/HAA <input type="checkbox"/> VOC <input type="checkbox"/> Oil & Grease <input type="checkbox"/> E. Coli <input type="checkbox"/> Total Coliform <input type="checkbox"/> pH <input type="checkbox"/> Dissolved As <input type="checkbox"/> Dissolved Fe <input type="checkbox"/> Rad 226 <input type="checkbox"/> Rad 228 <input type="checkbox"/> PCB	Gypsum <input type="checkbox"/> Wallboard Gypsum (all below) <input type="checkbox"/> AIM <input type="checkbox"/> TOC <input type="checkbox"/> Total metals <input type="checkbox"/> Soluble Metals <input type="checkbox"/> Purity (CaSO4) <input type="checkbox"/> % Moisture <input type="checkbox"/> Sulfites <input type="checkbox"/> pH <input type="checkbox"/> Chlorides <input type="checkbox"/> Particle Size <input type="checkbox"/> Sulfur	Coal <input type="checkbox"/> Ultimate <input type="checkbox"/> % Moisture <input type="checkbox"/> Ash <input type="checkbox"/> Sulfur <input type="checkbox"/> BTUs <input type="checkbox"/> Volatile Matter <input type="checkbox"/> CHN Other Tests: <input type="checkbox"/> XRF Scan <input type="checkbox"/> HGI <input type="checkbox"/> Fineness <input type="checkbox"/> Particulate Matter	Flyash <input type="checkbox"/> Ammonia <input type="checkbox"/> LOI <input type="checkbox"/> % Carbon <input type="checkbox"/> Mineral Analysis <input type="checkbox"/> Sieve <input type="checkbox"/> % Moisture NPDES <input type="checkbox"/> Oil & Grease <input type="checkbox"/> As <input type="checkbox"/> TSS	Oil <input type="checkbox"/> Trans. Oil Qual. <input type="checkbox"/> %Moisture <input type="checkbox"/> Color <input type="checkbox"/> Acidity <input type="checkbox"/> Dielectric Strength <input type="checkbox"/> IFT <input type="checkbox"/> Dissolved Gases <input type="checkbox"/> Used Oil <input type="checkbox"/> Flashpoint <input type="checkbox"/> Metals in oil (As, Cd, Cr, Ni, Pb, Hg) <input type="checkbox"/> TX <input type="checkbox"/> GOFER
---	--	--	---	---	--	---

Matrix codes: GW-groundwater, DW-drinking water, SW-surface water, WW-waste water, BW-boiler water, L-llimestone, Oil-oil, S-Soil, SL-solid, C-coal, G-gypsum, FA-flyash, BA-bottom ash, M-misc (describe in comment section)
Preservative code- 1=<4°C 2=HNO3 3=H2SO4 4-HCl 5=Na2S2O3 6-Other (Specify)



Chain of Custody

TOTAL

Customer Email/Report Recipient: LCWILLIA@santecooper.com Date Results Needed by: Project/Task/Unit #: 125915 / JMD2.09.G01.1 / 36500 Rerun request for any flagged QC (Yes) No

Analysis Group

Labworks ID # (Internal use only)	Sample Location/ Description	Collection Date	Collection Time	Sample Collector	Total # of containers	Bottle type: (Glass- G/Plastic-P)	Grab (G) or Composite (C)	Matrix(see below)	Preservative (see below)	Comments	TOTAL METALS SEE BELOW
AF56419	WAP-19	3/7/23	1451	EDM ML		P	G	GW	2	SEE SHEET FOR RLS WHERE APPLICABLE	X
25	WAP-25		1249							HG-7470 B-6010	
26	WAP-26		1022							ALL OTHERS 6020.	
27	WAP-26D		1027								
AF56408	WAP-13	3/8/23	1338							* PLEASE SEND CUT FOR BCRON.	
15	WAP-16		1513								
16	WAP-17		1009								
17	WAP-17D		1014								
29	WAP-28		1212								

Relinquished by:	Employee#	Date	Time	Received by:	Employee #	Date	Time
<i>Sjbrown</i>	35594	3/16/23	1300	<i>[Signature]</i>		03/16/23	10:30

Sample Receiving (Internal Use Only)
 TEMP (°C): _____ Initial: _____
 Correct pH: Yes No
 Preservative Lot#: _____
 Date/Time/Init for preservative: _____

<input type="checkbox"/> METALS (all) <input checked="" type="checkbox"/> Ag <input checked="" type="checkbox"/> Cu <input checked="" type="checkbox"/> Sb <input checked="" type="checkbox"/> Al <input checked="" type="checkbox"/> Fe <input checked="" type="checkbox"/> Se <input checked="" type="checkbox"/> As <input checked="" type="checkbox"/> K <input type="checkbox"/> Sn <input checked="" type="checkbox"/> B <input checked="" type="checkbox"/> Li <input type="checkbox"/> Sr <input checked="" type="checkbox"/> Ba <input checked="" type="checkbox"/> Mg <input type="checkbox"/> Ti <input checked="" type="checkbox"/> Be <input checked="" type="checkbox"/> Mn <input checked="" type="checkbox"/> Tl <input checked="" type="checkbox"/> Ca <input checked="" type="checkbox"/> Mo <input type="checkbox"/> V <input checked="" type="checkbox"/> Cd <input checked="" type="checkbox"/> Na <input checked="" type="checkbox"/> Zn <input checked="" type="checkbox"/> Co <input checked="" type="checkbox"/> Ni <input checked="" type="checkbox"/> Hg <input checked="" type="checkbox"/> Cr <input checked="" type="checkbox"/> Pb <input type="checkbox"/> CrVI	Nutrients <input type="checkbox"/> TOC <input type="checkbox"/> DOC <input type="checkbox"/> TP/TPO4 <input type="checkbox"/> NH3-N <input type="checkbox"/> F <input type="checkbox"/> Cl <input type="checkbox"/> NO2 <input type="checkbox"/> Br <input type="checkbox"/> NO3 <input type="checkbox"/> SO4	MISC. <input type="checkbox"/> BTEX <input type="checkbox"/> Naphthalene <input type="checkbox"/> THM/HAA <input type="checkbox"/> VOC <input type="checkbox"/> Oil & Grease <input type="checkbox"/> E. Coli <input type="checkbox"/> Total Coliform <input type="checkbox"/> pH <input type="checkbox"/> Dissolved As <input type="checkbox"/> Dissolved Fe <input type="checkbox"/> Rad 226 <input type="checkbox"/> Rad 228 <input type="checkbox"/> PCB	Gypsum <input type="checkbox"/> Wallboard Gypsum(all below) <input type="checkbox"/> AIM <input type="checkbox"/> TOC <input type="checkbox"/> Total metals <input type="checkbox"/> Soluble Metals <input type="checkbox"/> Purity (CaSO4) <input type="checkbox"/> % Moisture <input type="checkbox"/> Sulfites <input type="checkbox"/> pH <input type="checkbox"/> Chlorides <input type="checkbox"/> Particle Size <input type="checkbox"/> Sulfur	Coal <input type="checkbox"/> Ultimate <input type="checkbox"/> % Moisture <input type="checkbox"/> Ash <input type="checkbox"/> Sulfur <input type="checkbox"/> BTUs <input type="checkbox"/> Volatile Matter <input type="checkbox"/> CHN Other Tests: <input type="checkbox"/> XRF Scan <input type="checkbox"/> HGI <input type="checkbox"/> Fineness <input type="checkbox"/> Particulate Matter	Flyash <input type="checkbox"/> Ammonia <input type="checkbox"/> LOI <input type="checkbox"/> % Carbon <input type="checkbox"/> Mineral Analysis <input type="checkbox"/> Sieve <input type="checkbox"/> % Moisture NPDES <input type="checkbox"/> Oil & Grease <input type="checkbox"/> As <input type="checkbox"/> TSS	Oil <input type="checkbox"/> Trans. Oil Qual. <input type="checkbox"/> %Moisture <input type="checkbox"/> Color <input type="checkbox"/> Acidity <input type="checkbox"/> Dielectric Strength <input type="checkbox"/> IFT <input type="checkbox"/> Dissolved Gases <input type="checkbox"/> Used Oil <input type="checkbox"/> Flashpoint <input type="checkbox"/> Metals in oil (As,Cd,Cr,Ni,Pb Hg) <input type="checkbox"/> TX <input type="checkbox"/> GOFER
---	--	--	--	---	--	--

Matrix codes. GW-groundwater, DW-drinking water, SW-surface water, WW-waste water, BW-boiler water, L-limestone, Oil-oil, S-Soil, SL-solid, C-coal, G-gypsum, FA-flyash, BA-bottom ash, M-misc (describe in comment section)
 Preservative code- 1=<4°C 2=HNO3 3=H2SO4 4-HCl 5=Na2S2O3 6-Other (Specify)

Chain of Custody



TOTAL

Customer Email/Report Recipient: LCWILLIA@santeecooper.com Date Results Needed by: Project/Task/Unit #: 125915 / JM02.09. G01.1 / 36500 Rerun request for any flagged QC Yes No

Analysis Group

Labworks ID # (Internal use only)	Sample Location/ Description	Collection Date	Collection Time	Sample Collector	Total # of containers	Bottle type: (Glass- G/Plastic-P)	Grab (G) or Composite (C)	Matrix (see below)	Preservative (see below)	Comments	TOTAL METALS	SEE BELOW
AF56421	WAP-21	3/1/23	1441	ZDM ML	1	P	G	GW	2	SEE SHEET FOR RLS WHERE APPLICABLE.	X	
24	WAP-24		1337									
39	WLF-A2-1		1022							Hg-2470 B-6010		
41	WLF-A2-2		1145							ALL OTHERS 6020		
AF56414	WAP-15	3/2/23	1246				G	GW				
23	WAP-23		0952							* PLEASE SEND OUT FOR BORON.		
28	WAP-27		1056									

Relinquished by:	Employee#	Date	Time	Received by:	Employee #	Date	Time
<i>Sjbrown</i>	35574	3/16/23	1300	<i>[Signature]</i>		03/17/23	10:30

Sample Receiving (Internal Use Only)
 TEMP (°C): _____ Initial: _____
 Correct pH: Yes No
 Preservative Lot#: _____
 Date/Time/Init for preservative: _____

<input type="checkbox"/> METALS (all) <input checked="" type="checkbox"/> Ag <input checked="" type="checkbox"/> Cu <input checked="" type="checkbox"/> Sb <input checked="" type="checkbox"/> Al <input checked="" type="checkbox"/> Fe <input checked="" type="checkbox"/> Se <input checked="" type="checkbox"/> As <input checked="" type="checkbox"/> K <input type="checkbox"/> Sn <input checked="" type="checkbox"/> B <input checked="" type="checkbox"/> Li <input type="checkbox"/> Sr <input checked="" type="checkbox"/> Ba <input checked="" type="checkbox"/> Mg <input type="checkbox"/> Ti <input checked="" type="checkbox"/> Be <input checked="" type="checkbox"/> Mn <input checked="" type="checkbox"/> Tl <input checked="" type="checkbox"/> Ca <input checked="" type="checkbox"/> Mo <input type="checkbox"/> V <input checked="" type="checkbox"/> Cd <input checked="" type="checkbox"/> Na <input checked="" type="checkbox"/> Zn <input checked="" type="checkbox"/> Co <input checked="" type="checkbox"/> Ni <input checked="" type="checkbox"/> Hg <input checked="" type="checkbox"/> Cr <input checked="" type="checkbox"/> Pb <input type="checkbox"/> CrVI			Nutrients <input type="checkbox"/> TOC <input type="checkbox"/> DOC <input type="checkbox"/> TP/TPO4 <input type="checkbox"/> NH3-N <input type="checkbox"/> F <input type="checkbox"/> Cl <input type="checkbox"/> NO2 <input type="checkbox"/> Br <input type="checkbox"/> NO3 <input type="checkbox"/> SO4	MISC. <input type="checkbox"/> BTEX <input type="checkbox"/> Naphthalene <input type="checkbox"/> THM/HAA <input type="checkbox"/> VOC <input type="checkbox"/> Oil & Grease <input type="checkbox"/> E. Coli <input type="checkbox"/> Total Coliform <input type="checkbox"/> pH <input type="checkbox"/> Dissolved As <input type="checkbox"/> Dissolved Fe <input type="checkbox"/> Rad 226 <input type="checkbox"/> Rad 228 <input type="checkbox"/> PCB	Gypsum <input type="checkbox"/> Wallboard Gypsum(all below) <input type="checkbox"/> AIM <input type="checkbox"/> TOC <input type="checkbox"/> Total metals <input type="checkbox"/> Soluble Metals <input type="checkbox"/> Purity (CaSO4) <input type="checkbox"/> % Moisture <input type="checkbox"/> Sulfites <input type="checkbox"/> pH <input type="checkbox"/> Chlorides <input type="checkbox"/> Particle Size <input type="checkbox"/> Sulfur	Coal <input type="checkbox"/> Ultimate <input type="checkbox"/> % Moisture <input type="checkbox"/> Ash <input type="checkbox"/> Sulfur <input type="checkbox"/> BTUs <input type="checkbox"/> Volatile Matter <input type="checkbox"/> CHN Other Tests: <input type="checkbox"/> XRF Scan <input type="checkbox"/> HGI <input type="checkbox"/> Fineness <input type="checkbox"/> Particulate Matter	Flyash <input type="checkbox"/> Ammonia <input type="checkbox"/> LOI <input type="checkbox"/> % Carbon <input type="checkbox"/> Mineral Analysis <input type="checkbox"/> Sieve <input type="checkbox"/> % Moisture NPDES <input type="checkbox"/> Oil & Grease <input type="checkbox"/> As <input type="checkbox"/> TSS	Oil <input type="checkbox"/> Trans. Oil Qual. <input type="checkbox"/> %Moisture <input type="checkbox"/> Color <input type="checkbox"/> Acidity <input type="checkbox"/> Dielectric Strength <input type="checkbox"/> IFT <input type="checkbox"/> Dissolved Gases <input type="checkbox"/> Used Oil <input type="checkbox"/> Flashpoint <input type="checkbox"/> Metals in oil (As, Cd, Cr, Ni, Pb, Hg) <input type="checkbox"/> TX <input type="checkbox"/> GOFER
---	--	--	--	--	--	---	--	---

Matrix codes: GW-groundwater, DW-drinking water, SW-surface water, WW-waste water, BW-boiler water, L-limestone, Oil-oil, S-Soil, SL-solid, C-coal, G-gypsum, FA-flyash, BA-bottom ash, M-misc (describe in comment section)
 Preservative code- 1=<4°C 2=HNO3 3=H2SO4 4-HCl 5=Na2S2O3 6-Other (Specify)

**Table of Reporting Limits for Groundwater
Samples-- Metals Only**

Analyte	Unit	GWPS/ MCL/ RSL	Reporting Limits best case
Aluminum	mg/L	0.05 to 0.2	---
Antimony	ug/L	6	5
Arsenic	ug/L	10	5
Arsenic Dissolved	ug/L	---	---
Barium	ug/L	2000	5
Beryllium	ug/L	4	0.5
Boron	ug/L	---	10 to 15
Cadmium	ug/L	5	0.5
Calcium	ug/L	---	0.1
Chromium	ug/L	100	5
Cobalt	ug/L	6	0.5
Copper	mg/L	1	---
Iron	ug/L	300	---
Lead	ug/L	15	1
Lithium	ug/L	40	5
Magnesium	ug/L	---	---
Mercury	ug/L	2	0.2
Molybdenum	ug/L	100	5
Nickel	ug/L	---	---
Potassium	mg/L	---	---
Selenium	ug/L	50	5
Sodium	mg/L	---	---
Thallium	ug/L	2	1
Zinc	ug/L	5000	---

Chain of Custody Record



Client Information (Sub Contract Lab) Client Contact: Lanier, Jerry A Shipping/Receiving Company: Jerry.Lanier@et.eurofins.com TestAmerica Laboratories, Inc. Address: 13715 Rider Trail North, City: Earth City State, Zip: MO, 63045 Phone: 314-298-8566(Tel) 314-298-8757(Fax) Email:		Lab PM: Lanier, Jerry A E-Mail:	Carrier Tracking No(s): 680-731060.1 State of Origin: South Carolina	COC No: 680-731060.1 Page: Page 1 of 5 Job #: 680-232196-1				
Due Date Requested: 3/27/2023 TAT Requested (days):		Accreditations Required (See note) NELAP - Florida, State - South Carolina, State Program						
PO #: WO #: Project #: 68008190 SSONW#	Analysis Requested Preservation Codes: A - HCL B - NaOH C - Zn Acetate D - Nitric Acid E - NaHSO4 F - MeOH G - Amchlor H - Ascorbic Acid I - Ice J - DI Water K - EDTA L - EDA Other: M - Hexane N - None O - AsNaO2 P - Na2OAS Q - Na2SO3 R - Na2S2O3 S - H2SO4 T - TSP Dodecahydrate U - Acetone V - MCAA W - pH 4-5 Y - Trizma Z - other (specify)							
Sample Identification - Client ID (Lab ID)	Sample Date	Sample Time	Sample Type (C=Comp, G=grab)	Matrix (W=water, S=solid, O=soil, B=leachate, A=air)	Field Filtered Sample (Yes or No)	Perform MS/MSD (Yes or No)	Total Number of Containers	Special Instructions/Note:
AF56394 (680-232196-1)	2/14/23	12:33 Eastern	Water	Water	X	X	1	
AF56331 (680-232196-2)	2/14/23	13:51 Eastern	Water	Water	X	X	1	
AF56332 (680-232196-3)	2/14/23	15:22 Eastern	Water	Water	X	X	1	
AF56395 (680-232196-4)	2/15/23	11:36 Eastern	Water	Water	X	X	1	
AF56396 (680-232196-5)	2/15/23	13:21 Eastern	Water	Water	X	X	1	
AF56397 (680-232196-6)	2/16/23	10:53 Eastern	Water	Water	X	X	1	
AF56400 (680-232196-7)	2/16/23	12:55 Eastern	Water	Water	X	X	1	
AF56442 (680-232196-8)	2/16/23	14:07 Eastern	Water	Water	X	X	1	
AF56443 (680-232196-9)	2/16/23	14:12 Eastern	Water	Water	X	X	1	
Note: Since laboratory accreditations are subject to change, Eurofins Environment Testing Southeast, LLC places the ownership of method, analyte & accreditation compliance upon our subcontract laboratories. This sample shipment is forwarded under chain-of-custody. If the laboratory does not currently maintain accreditation in the State of Origin listed above for analysis/test/mainx being analyzed, the samples must be shipped back to the Eurofins Environment Testing Southeast, LLC laboratory or other instructions will be provided. Any changes to accreditation status should be brought to Eurofins Environment Testing Southeast, LLC attention immediately. If all requested accreditations are current to date, return the signed Chain of Custody attesting to said compliance to Eurofins Environment Testing Southeast, LLC.								
Possible Hazard Identification Unconfirmed Deliverable Requested: I, II, III, IV, Other (specify)								
Sample Disposal (A fee may be assessed if samples are retained longer than 1 month) <input type="checkbox"/> Return To Client <input type="checkbox"/> Disposal By Lab <input type="checkbox"/> Archive For _____ Months								
Special Instructions/QC Requirements:								
Empty Kit Relinquished by: _____ Date: _____ Time: _____ Method of Shipment: _____								
Relinquished by: _____ Date/Time: _____ Company: _____								
Relinquished by: FEDEX Date/Time: _____ Company: _____								
Relinquished by: _____ Date/Time: 3/22/23 09:10 Company: STAS TL								
Custody Seals Intact: _____ Custody Seal No.: _____ Δ Yes Δ No Cooler Temperature(s) °C and Other Remarks:								

Chain of Custody Record



Client Information (Sub Contract Lab)		Sampler	Lab PM: Lanier, Jerry A	Carrier Tracking No(s)	COC No. 680-731060.2		
Client Contact Shipping/Receiving		Phone	E-Mail: Jerry.Lanier@et.eurofins.com	State of Origin: South Carolina	Page: Page 2 of 5		
Company TestAmerica Laboratories, Inc.		Accreditations Required (See note) NELAP - Florida; State - South Carolina; State Program		Job #: 680-232196-1			
Address 13715 Rider Trail North,		Due Date Requested: 3/27/2023		Preservation Codes: M - Hexane N - None O - AsNaO2 P - Na2O4S Q - Na2SO3 R - Na2S2O3 S - H2SO4 T - TSP Dodecahydrate U - Acetone V - MCAA W - pH 4.5 Y - Trizma Z - other (specify)			
City Earth City		TAT Requested (days):		Analysis Requested			
State, Zip MO, 63045		PO #		6010D/3010A_2% Lithium by ICP			
Phone 314-298-8566(Tel) 314-298-8757(Fax)		WO #		Field Filtered Sample (Yes or No)			
Email		Project # 68008190		Perform MSMSD (Yes or No)			
Site		SSOW#		Total Number of Containers			
Sample Identification - Client ID (Lab ID)	Sample Date	Sample Time	Sample Type (C=Comp, G=grab)	Matrix (Water, Sewage, Stormwater, Other)	Field Filtered Sample (Yes or No)	Perform MSMSD (Yes or No)	Special Instructions/Note:
AF56402 (680-232196-10)	2/27/23	12:47 Eastern	Water	Water	X	X	
AF56403 (680-232196-11)	2/27/23	09:57 Eastern	Water	Water	X	X	
AF56404 (680-232196-12)	2/27/23	10:02 Eastern	Water	Water	X	X	
AF56434 (680-232196-13)	2/27/23	15:44 Eastern	Water	Water	X	X	
AF56433 (680-232196-14)	2/28/23	12:58 Eastern	Water	Water	X	X	
AF56435 (680-232196-15)	2/28/23	11:44 Eastern	Water	Water	X	X	
AF56436 (680-232196-16)	2/28/23	10:19 Eastern	Water	Water	X	X	
AF56437 (680-232196-17)	2/28/23	10:24 Eastern	Water	Water	X	X	
AF56438 (680-232196-18)	2/28/23	14:31 Eastern	Water	Water	X	X	
<p>Note: Since laboratory accreditations are subject to change, Eurofins Environment Testing Southeast, LLC places the ownership of method, analyte & accreditation compliance upon our subcontract laboratories. This sample shipment is forwarded under chain-of-custody. If the laboratory does not currently maintain accreditation in the State of Origin listed above for analysis/matrix being analyzed, the samples must be shipped back to the Eurofins Environment Testing Southeast, LLC laboratory or other instructions will be provided. Any changes to accreditation status should be brought to Eurofins Environment Testing Southeast, LLC attention immediately. If all requested accreditations are current to date, return the signed Chain of Custody attesting to said compliance to Eurofins Environment Testing Southeast, LLC.</p>							
<p>Possible Hazard Identification</p> <p>Unconfirmed</p> <p>Deliverable Requested I, II, III, IV, Other (specify) _____</p> <p>Primary Deliverable Rank: 1</p> <p>Special Instructions/QC Requirements:</p> <p>Sample Disposal (A fee may be assessed if samples are retained longer than 1 month)</p> <p><input type="checkbox"/> Return To Client <input type="checkbox"/> Disposal By Lab <input type="checkbox"/> Archive For _____ Months</p>							
Empty Kit Relinquished by:		Date:		Time:		Method of Shipment:	
Relinquished by:		Date/Time:		Company:		Received by:	
Relinquished by:		Date/Time:		Company:		Received by: <i>Shantay</i>	
Relinquished by:		Date/Time:		Company:		Received by: <i>Shantay</i>	
Custody Seals Intact:		Date/Time:		Company:		Received by: <i>Shantay</i>	
Custody Seal No.		Date/Time:		Company:		Received by: <i>Shantay</i>	
Cooler Temperature(s) °C and Other Remarks:		Date/Time:		Company:		Received by: <i>Shantay</i>	

Chain of Custody Record

Client Information (Sub Contract Lab)		Lab PM: Lanier, Jerry A	Carrier Tracking No(s): 680-731060 3
Client Contact: Shipping/Receiving		State of Origin: South Carolina	Page: Page 3 of 5
Company: TesAmerica Laboratories, Inc.		E-Mail: Jerry.Lanier@et-eurofins.com	Job #: 680-232196-1
Address: 13715 Rider Trail North,		Accreditations Required (See note): NELAP - Florida; State - South Carolina; State Program	
City: Earth City	Due Date Requested: 3/27/2023	Analysis Requested	
State, Zip: MO, 63045	TAT Requested (days):	M - Hexane N - None O - AsNaO2 P - Na2O4S Q - Na2SO3 R - Na2S2O3 S - H2SO4 T - TSP Dodecahydrate U - Acetone V - MCAA W - pH 4-5 X - Trizma Y - EDTA Z - other (specify)	
Phone: 314-298-8566(Tel) 314-298-8757(Fax)	PO #:	Preservation Codes: A - HCL B - NaOH C - Zn Acetate D - Nitric Acid E - NaHSO4 F - MeOH G - Amchlor H - Ascorbic Acid I - Ice J - DI Water K - EDTA L - EDA Other:	
Email:	WO #:		
Project Name: 125915/JM02.09.G01.1/36500	Project #: 68008190		
Site:	SSOW#:		
Sample Identification - Client ID (Lab ID)		Special Instructions/Note:	
Sample Date	Sample Time	Sample Type (C=Comp, G=grab)	Matrix (W=water, S=solid, O=water/oil, BT=Issue, A=Air)
3/6/23	12:14 Eastern		Water
3/6/23	12:19 Eastern		Water
3/6/23	11:08 Eastern		Water
3/6/23	15:15 Eastern		Water
3/6/23	13:41 Eastern		Water
3/6/23	10:10 Eastern		Water
3/9/23	10:29 Eastern		Water
3/9/23	10:34 Eastern		Water
3/9/23	12:07 Eastern		Water
6010D/3010A_2% Lithium by ICP		Total Number of Containers	
Field Filtered Sample (Yes or No)		Perform MS/MSD (Yes or No)	
X		X	

Note: Since laboratory accreditations are subject to change, Eurofins Environment Testing Southeast, LLC places the ownership of method, analyte & accreditation compliance upon our subcontract laboratories. This sample shipment is forwarded under chain-of-custody. If the laboratory does not currently maintain accreditation in the State of Origin listed above for analysis/test/matrix being analyzed, the samples must be shipped back to the Eurofins Environment Testing Southeast, LLC laboratory or other instructions will be provided. Any changes to accreditation status should be brought to Eurofins Environment Testing Southeast, LLC attention immediately. If all requested accreditations are current to date, return the signed Chain of Custody attesting to said compliance to Eurofins Environment Testing Southeast, LLC.

Possible Hazard Identification

Unconfirmed
 Deliverable Requested: I, II, III, IV, Other (specify) Primary Deliverable Rank: 1

Empty Kit Relinquished by: _____ Date: _____
 Relinquished by: _____ Company: _____
 Relinquished by: _____ Company: _____
 Relinquished by: _____ Company: _____

Custody Seals Intact: Yes No
 Custody Seal No.: _____

Sample Disposal (A fee may be assessed if samples are retained longer than 1 month)
 Return To Client Disposal By Lab Archive For _____ Months

Special Instructions/QC Requirements:

Received by: _____ Date/Time: _____
 Received by: *Wanna Shanley* Date/Time: 3/22/23 0910
 Received by: _____ Date/Time: _____
 Cooler Temperature(s) °C and Other Remarks:

Chain of Custody Record

Client Information (Sub Contract Lab)		Lab PM Lanier, Jerry A	Carrier Tracking No(s)	COC No 680-731060 4					
Client Contact Shipping/Receiving		E-Mail Jerry.Lanier@et.eurofins.com	State of Origin South Carolina	Page Page 4 of 5					
Company TestAmerica Laboratories, Inc.		Accreditations Required (See note): NELAP - Florida, State - South Carolina; State Program ...							
Address 13715 Rider Trail North,		Job # 680-232196-1							
City Earth City		Preservation Codes:							
State, Zip MO, 63045		A - HCL B - NaOH C - Zn Acetate D - Nitric Acid E - NaHSO4 F - MeOH G - Amchlor H - Ascorbic Acid I - Ice J - DI Water K - EDTA L - EDA Other:							
Phone 314-298-8566(Tel) 314-298-8757(Fax)		M - Hexane N - None O - AsNaO2 P - Na2O4S Q - Na2SO3 R - Na2S2O3 S - H2SO4 T - TSP Dodecahydrate U - Acetone V - MCAA W - pH 4-5 Y - Trizma Z - other (specify)							
Email									
Project Name 125915/JM02.09 G01.1/36500		Analysis Requested							
Site SSOW#:									
Due Date Requested: 3/27/2023									
TAT Requested (days):									
PO #:									
WO #:									
Project # 680008190									
SSOW#:									
Sample Identification - Client ID (Lab ID)	Sample Date	Sample Time	Sample Type (C=Comp, G=grab)	Matrix (Water, Solid, On-water, In-house, Asst)	Field Filtered Sample (Yes or No)	Perform MS/MSD (Yes or No)	6010D/3010A, % Lithium by ICP	Total Number of Containers	Special Instructions/Note:
AF56422 (680-232196-28)	3/9/23	13:19 Eastern	Water	Water	X	X		1	
AF56419 (680-232196-29)	3/7/23	14:51 Eastern	Water	Water	X	X		1	
AF56425 (680-232196-30)	3/7/23	12:49 Eastern	Water	Water	X	X		1	
AF56426 (680-232196-31)	3/7/23	10:22 Eastern	Water	Water	X	X		1	
AF56427 (680-232196-32)	3/7/23	10:27 Eastern	Water	Water	X	X		1	
AF56408 (680-232196-33)	3/8/23	13:38 Eastern	Water	Water	X	X		1	
AF56415 (680-232196-34)	3/8/23	15:13 Eastern	Water	Water	X	X		1	
AF56416 (680-232196-35)	3/8/23	10:09 Eastern	Water	Water	X	X		1	
AF56417 (680-232196-36)	3/8/23	10:14 Eastern	Water	Water	X	X		1	
<p>Note: Since laboratory accreditations are subject to change, Eurofins Environment Testing Southeast, LLC places the ownership of method, analyte & accreditation compliance upon our subcontract laboratories. This sample shipment is forwarded under chain-of-custody. If the laboratory does not currently maintain accreditation in the State of Origin listed above for analysis/test/matrix being analyzed, the samples must be shipped back to the Eurofins Environment Testing Southeast, LLC laboratory or other instructions will be provided. Any changes to accreditation status should be brought to Eurofins Environment Testing Southeast, LLC attention immediately. If all requested accreditations are current to date, return the signed Chain of Custody attesting to said compliance to Eurofins Environment Testing Southeast, LLC.</p>									
Possible Hazard Identification									
Unconfirmed									
Deliverable Requested: I, II, III, IV, Other (specify)									
Sample Disposal (A fee may be assessed if samples are retained longer than 1 month) <input type="checkbox"/> Return To Client <input type="checkbox"/> Disposal By Lab <input type="checkbox"/> Archive For _____ Months									
Special Instructions/QC Requirements:									
Empty Kit Relinquished by:									
Relinquished by _____ Date: _____ Time: _____ Method of Shipment _____									
Relinquished by _____ Date/Time: _____ Received by _____ Date/Time: _____ Company _____									
Relinquished by _____ Date/Time: _____ Received by <u>Brianna Shantay</u> Date/Time: <u>3/22/23 0910</u> Company <u>E-ASTL</u>									
Custody Seals Intact: _____ Cooler Temperature(s) °C and Other Remarks _____									
Custody Seal No.: _____ Δ Yes Δ No									

Chain of Custody Record

Client Information (Sub Contract Lab)		Lab PM Lanier, Jerry A	Carrier Tracking No(s)	COC No: 680-731060.5					
Client Contact Shipping/Receiving		E-Mail Jerry.Lanier@et.eurofins.com	State of Origin South Carolina	Page Page 5 of 5					
Company TestAmerica Laboratories, Inc.		Accreditations Required (See note) NELAP - Florida, State - South Carolina, State Program							
Address 13715 Rider Trail North,		Job # 680-232196-1							
City Earth City		Analysis Requested							
State, Zip MO, 63045		Preservation Codes: M - Hexane N - None O - AsNaO2 P - Na2O4S Q - Na2SO3 R - Na2S2O3 S - H2SO4 T - TSP Dodecahydrate U - Acetone V - MCAA W - pH 4-5 Y - Trizma Z - other (specify)							
Phone 314-298-8566(Tel) 314-298-8757(Fax)		Other: A - HCL B - NaOH C - Zn Acetate D - Nitric Acid E - NaHSO4 F - MeOH G - Amchlor H - Ascorbic Acid I - Ice J - DI Water K - EDTA L - EDA							
Email									
Project Name 125915/JM02.09 G01.1/36500									
Site SSOW#									
Due Date Requested: 3/27/2023									
TAT Requested (days):									
PO #									
WO #									
Project # 68008190									
SSOW#									
Sample Identification - Client ID (Lab ID)	Sample Date	Sample Time	Sample Type (C=Comp, G=grab)	Matrix (W=water, S=solid, O=soil, G=grab)	Field Filtered Sample (Yes or No)	Performance MS/MSD (Yes or No)	6010D/3010A, % Lithium by ICP	Total Number of Containers	Special Instructions/Note:
AF56429 (680-232196-37)	3/8/23	12:12 Eastern	Water	Water	X	X		1	
AF56421 (680-232196-38)	3/1/23	14:41 Eastern	Water	Water	X	X		1	
AF56428 (680-232196-39)	3/1/23	13:37 Eastern	Water	Water	X	X		1	
AF56439 (680-232196-40)	3/1/23	10:22 Eastern	Water	Water	X	X		1	
AF56441 (680-232196-41)	3/1/23	11:45 Eastern	Water	Water	X	X		1	
AF56414 (680-232196-42)	3/2/23	12:46 Eastern	Water	Water	X	X		1	
AF56423 (680-232196-43)	3/2/23	10:56 Eastern	Water	Water	X	X		1	
AF56428 (680-232196-44)	3/2/23	Eastern	Water	Water	X	X		1	
(44)									
<p>Note: Since laboratory accreditations are subject to change, Eurofins Environment Testing Southeast, LLC places the ownership of method, analyte & accreditation compliance upon our subcontract laboratories. This sample shipment is forwarded under chain-of-custody. If the laboratory does not currently maintain accreditation in the State of Origin listed above for analysis/test/matrix being analyzed, the samples must be shipped back to the Eurofins Environment Testing Southeast, LLC laboratory or other instructions will be provided. Any changes to accreditation status should be brought to Eurofins Environment Testing Southeast, LLC attention immediately. If all required accreditations are current to date, return the signed Chain of Custody attesting to said compliance to Eurofins Environment Testing Southeast, LLC.</p>									
Possible Hazard Identification									
Unconfirmed									
Deliverable Requested: I, II, III, IV, Other (specify) Primary Deliverable Rank: 1									
Empty Kit Relinquished by: _____ Date: _____ Time: _____									
Relinquished by: _____ Date/Time: _____ Company: _____									
Relinquished by: FEDEX Date/Time: _____ Company: _____									
Relinquished by: _____ Date/Time: _____ Company: _____									
Custody Seals Intact: _____ Custody Seal No.: _____									
Cooler Temperature(s) °C and Other Remarks: _____									
Sample Disposal (A fee may be assessed if samples are retained longer than 1 month) <input type="checkbox"/> Return To Client <input type="checkbox"/> Disposal By Lab <input type="checkbox"/> Archive For _____ Months Special Instructions/QC Requirements: _____									
Received by: _____ Date/Time: _____ Company: _____ Received by: Shantay - January 3/22/23 0910 Date/Time: _____ Company: ETA-STL Received by: _____ Date/Time: _____ Company: _____									
Method of Shipment: _____									

Login Sample Receipt Checklist

Client: South Carolina Public Service Authority

Job Number: 680-232196-1

Login Number: 232196

List Number: 1

Creator: Padayao, Abigail

List Source: Eurofins Savannah

Question	Answer	Comment
Radioactivity wasn't checked or is </= background as measured by a survey meter.	N/A	
The cooler's custody seal, if present, is intact.	True	
Sample custody seals, if present, are intact.	True	
The cooler or samples do not appear to have been compromised or tampered with.	True	
Samples were received on ice.	True	
Cooler Temperature is acceptable.	True	
Cooler Temperature is recorded.	True	
COC is present.	True	
COC is filled out in ink and legible.	True	
COC is filled out with all pertinent information.	True	
Is the Field Sampler's name present on COC?	True	
There are no discrepancies between the containers received and the COC.	True	
Samples are received within Holding Time (excluding tests with immediate HTs)	True	
Sample containers have legible labels.	True	
Containers are not broken or leaking.	True	
Sample collection date/times are provided.	True	
Appropriate sample containers are used.	True	
Sample bottles are completely filled.	True	
Sample Preservation Verified.	True	
There is sufficient vol. for all requested analyses, incl. any requested MS/MSDs	True	
Containers requiring zero headspace have no headspace or bubble is <6mm (1/4").	True	
Multiphasic samples are not present.	True	
Samples do not require splitting or compositing.	True	
Residual Chlorine Checked.	N/A	

Login Sample Receipt Checklist

Client: South Carolina Public Service Authority

Job Number: 680-232196-1

Login Number: 232196

List Number: 2

Creator: Sharkey-Gonzalez, Briana L

List Source: Eurofins St. Louis

List Creation: 03/22/23 01:44 PM

Question	Answer	Comment
Radioactivity wasn't checked or is </= background as measured by a survey meter.	True	
The cooler's custody seal, if present, is intact.	True	
Sample custody seals, if present, are intact.	True	
The cooler or samples do not appear to have been compromised or tampered with.	True	
Samples were received on ice.	N/A	
Cooler Temperature is acceptable.	True	
Cooler Temperature is recorded.	True	
COC is present.	True	
COC is filled out in ink and legible.	True	
COC is filled out with all pertinent information.	True	
Is the Field Sampler's name present on COC?	True	
There are no discrepancies between the containers received and the COC.	True	
Samples are received within Holding Time (excluding tests with immediate HTs)	True	
Sample containers have legible labels.	True	
Containers are not broken or leaking.	True	
Sample collection date/times are provided.	True	
Appropriate sample containers are used.	True	
Sample bottles are completely filled.	True	
Sample Preservation Verified.	True	
There is sufficient vol. for all requested analyses, incl. any requested MS/MSDs	True	
Containers requiring zero headspace have no headspace or bubble is <6mm (1/4").	True	
Multiphasic samples are not present.	True	
Samples do not require splitting or compositing.	True	
Residual Chlorine Checked.	N/A	

Accreditation/Certification Summary

Client: South Carolina Public Service Authority
 Project/Site: 125915/JM02.09.G01.1/36500

Job ID: 680-232196-1

Laboratory: Eurofins Savannah

The accreditations/certifications listed below are applicable to this report.

Authority	Program	Identification Number	Expiration Date
South Carolina	State	98001	06-30-23

Laboratory: Eurofins St. Louis

All accreditations/certifications held by this laboratory are listed. Not all accreditations/certifications are applicable to this report.

Authority	Program	Identification Number	Expiration Date
Alaska (UST)	State	20-001	05-06-25
ANAB	Dept. of Defense ELAP	L2305	04-06-25
ANAB	Dept. of Energy	L2305.01	04-06-25
ANAB	ISO/IEC 17025	L2305	04-06-25
Arizona	State	AZ0813	12-08-23
California	Los Angeles County Sanitation Districts	10259	06-30-22 *
California	State	2886	06-30-23
Connecticut	State	PH-0241	03-31-23
Florida	NELAP	E87689	06-30-23
HI - RadChem Recognition	State	n/a	06-30-23
Illinois	NELAP	200023	11-30-23
Iowa	State	373	12-01-24
Kansas	NELAP	E-10236	10-31-23
Kentucky (DW)	State	KY90125	12-31-23
Kentucky (WW)	State	KY90125 (Permit KY0004049)	12-31-23
Louisiana (All)	NELAP	04080	06-30-23
Louisiana (DW)	State	LA011	12-31-23
Maryland	State	310	09-30-23
MI - RadChem Recognition	State	9005	06-30-23
Missouri	State	780	06-30-25
Nevada	State	MO000542020-1	07-31-23
New Jersey	NELAP	MO002	06-30-23
New York	NELAP	11616	04-01-23
North Carolina (DW)	State	29700	07-31-23
North Dakota	State	R-207	06-30-23
Oklahoma	NELAP	9997	08-31-23
Oregon	NELAP	4157	09-01-23
Pennsylvania	NELAP	68-00540	02-28-24
South Carolina	State	85002001	06-30-23
Texas	NELAP	T104704193	07-31-23
US Fish & Wildlife	US Federal Programs	058448	07-31-23
USDA	US Federal Programs	P330-17-00028	06-11-23
Utah	NELAP	MO000542021-14	07-31-23
Virginia	NELAP	10310	06-14-24
Washington	State	C592	08-30-23
West Virginia DEP	State	381	10-31-23

* Accreditation/Certification renewal pending - accreditation/certification considered valid.

ANALYTICAL REPORT

PREPARED FOR

Attn: Linda Williams
South Carolina Public Service Authority
Santee Cooper
PO BOX 2946101
Moncks Corner, South Carolina 29461-2901

Generated 4/24/2023 3:13:36 PM

JOB DESCRIPTION

125915/JM02.09.G01.1/36500

JOB NUMBER

680-233704-2

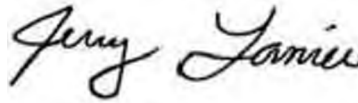
Eurofins Savannah

Job Notes

This report may not be reproduced except in full, and with written approval from the laboratory. The results relate only to the samples tested. For questions please contact the Project Manager at the e-mail address or telephone number listed on this page.

The test results in this report relate only to the samples as received by the laboratory and will meet all requirements of the methodology, with any exceptions noted. This report shall not be reproduced except in full, without the express written approval of the laboratory. All questions should be directed to the Eurofins Environment Testing Southeast, LLC Project Manager.

Authorization



Generated
4/24/2023 3:13:36 PM

Authorized for release by
Jerry Lanier, Project Manager I
Jerry.Lanier@et.eurofinsus.com
(912)250-0281

Table of Contents

Cover Page	1
Table of Contents	3
Case Narrative	4
Sample Summary	5
Method Summary	6
Definitions	7
Detection Summary	8
Client Sample Results	9
QC Sample Results	13
QC Association	14
Chronicle	15
Chain of Custody	16
Receipt Checklists	21
Certification Summary	22



Case Narrative

Client: South Carolina Public Service Authority
Project/Site: 125915/JM02.09.G01.1/36500

Job ID: 680-233704-2

Job ID: 680-233704-2

Laboratory: Eurofins Savannah

Narrative

**Job Narrative
680-233704-2**

Receipt

The samples were received on 4/18/2023 10:00 AM. Unless otherwise noted below, the samples arrived in good condition, and, where required, properly preserved and on ice. The temperature of the cooler at receipt time was 16.4°C

Metals

No additional analytical or quality issues were noted, other than those described above or in the Definitions/ Glossary page.

- 1
- 2
- 3
- 4
- 5
- 6
- 7
- 8
- 9
- 10
- 11
- 12
- 13
- 14

Sample Summary

Client: South Carolina Public Service Authority
Project/Site: 125915/JM02.09.G01.1/36500

Job ID: 680-233704-2

Lab Sample ID	Client Sample ID	Matrix	Collected	Received
680-233704-10	AF60585	GW	04/10/23 12:20	04/18/23 10:00
680-233704-11	AF60586	GW	04/10/23 12:25	04/18/23 10:00
680-233704-12	AF60587	GW	04/10/23 09:58	04/18/23 10:00
680-233704-13	AF60588	GW	04/10/23 11:04	04/18/23 10:00

- 1
- 2
- 3
- 4
- 5
- 6
- 7
- 8
- 9
- 10
- 11
- 12
- 13
- 14

Method Summary

Client: South Carolina Public Service Authority
Project/Site: 125915/JM02.09.G01.1/36500

Job ID: 680-233704-2

Method	Method Description	Protocol	Laboratory
6020B	Metals (ICP/MS)	SW846	EET SAV
7470A	Mercury (CVAA)	SW846	EET SAV
3005A	Preparation, Total Recoverable or Dissolved Metals	SW846	EET SAV
7470A	Preparation, Mercury	SW846	EET SAV

Protocol References:

SW846 = "Test Methods For Evaluating Solid Waste, Physical/Chemical Methods", Third Edition, November 1986 And Its Updates.

Laboratory References:

EET SAV = Eurofins Savannah, 5102 LaRoche Avenue, Savannah, GA 31404, TEL (912)354-7858

- 1
- 2
- 3
- 4
- 5
- 6
- 7
- 8
- 9
- 10
- 11
- 12
- 13
- 14

Definitions/Glossary

Client: South Carolina Public Service Authority
Project/Site: 125915/JM02.09.G01.1/36500

Job ID: 680-233704-2

Qualifiers

Metals	
Qualifier	Qualifier Description
U	Indicates the analyte was analyzed for but not detected.

Glossary

Abbreviation	These commonly used abbreviations may or may not be present in this report.
α	Listed under the "D" column to designate that the result is reported on a dry weight basis
%R	Percent Recovery
CFL	Contains Free Liquid
CFU	Colony Forming Unit
CNF	Contains No Free Liquid
DER	Duplicate Error Ratio (normalized absolute difference)
Dil Fac	Dilution Factor
DL	Detection Limit (DoD/DOE)
DL, RA, RE, IN	Indicates a Dilution, Re-analysis, Re-extraction, or additional Initial metals/anion analysis of the sample
DLC	Decision Level Concentration (Radiochemistry)
EDL	Estimated Detection Limit (Dioxin)
LOD	Limit of Detection (DoD/DOE)
LOQ	Limit of Quantitation (DoD/DOE)
MCL	EPA recommended "Maximum Contaminant Level"
MDA	Minimum Detectable Activity (Radiochemistry)
MDC	Minimum Detectable Concentration (Radiochemistry)
MDL	Method Detection Limit
ML	Minimum Level (Dioxin)
MPN	Most Probable Number
MQL	Method Quantitation Limit
NC	Not Calculated
ND	Not Detected at the reporting limit (or MDL or EDL if shown)
NEG	Negative / Absent
POS	Positive / Present
PQL	Practical Quantitation Limit
PRES	Presumptive
QC	Quality Control
RER	Relative Error Ratio (Radiochemistry)
RL	Reporting Limit or Requested Limit (Radiochemistry)
RPD	Relative Percent Difference, a measure of the relative difference between two points
TEF	Toxicity Equivalent Factor (Dioxin)
TEQ	Toxicity Equivalent Quotient (Dioxin)
TNTC	Too Numerous To Count

Detection Summary

Client: South Carolina Public Service Authority
 Project/Site: 125915/JM02.09.G01.1/36500

Job ID: 680-233704-2

Client Sample ID: AF60585

Lab Sample ID: 680-233704-10

Analyte	Result	Qualifier	RL	MDL	Unit	Dil Fac	D	Method	Prep Type
Arsenic	89.3		3.00		ug/L	1		6020B	Total Recoverable
Barium	136		5.00		ug/L	1		6020B	Total Recoverable
Calcium	95700		500		ug/L	1		6020B	Total Recoverable
Cobalt	0.570		0.500		ug/L	1		6020B	Total Recoverable

Client Sample ID: AF60586

Lab Sample ID: 680-233704-11

Analyte	Result	Qualifier	RL	MDL	Unit	Dil Fac	D	Method	Prep Type
Arsenic	94.8		3.00		ug/L	1		6020B	Total Recoverable
Barium	130		5.00		ug/L	1		6020B	Total Recoverable
Calcium	94800		500		ug/L	1		6020B	Total Recoverable
Cobalt	0.535		0.500		ug/L	1		6020B	Total Recoverable

Client Sample ID: AF60587

Lab Sample ID: 680-233704-12

Analyte	Result	Qualifier	RL	MDL	Unit	Dil Fac	D	Method	Prep Type
Barium	229		5.00		ug/L	1		6020B	Total Recoverable
Beryllium	1.00		0.500		ug/L	1		6020B	Total Recoverable
Calcium	75200		500		ug/L	1		6020B	Total Recoverable
Cobalt	17.7		0.500		ug/L	1		6020B	Total Recoverable
Lead	3.09		2.50		ug/L	1		6020B	Total Recoverable

Client Sample ID: AF60588

Lab Sample ID: 680-233704-13

Analyte	Result	Qualifier	RL	MDL	Unit	Dil Fac	D	Method	Prep Type
Barium	34.4		5.00		ug/L	1		6020B	Total Recoverable
Calcium	576000		5000		ug/L	10		6020B	Total Recoverable
Cobalt	7.19		0.500		ug/L	1		6020B	Total Recoverable

This Detection Summary does not include radiochemical test results.

Eurofins Savannah

Client Sample Results

Client: South Carolina Public Service Authority
 Project/Site: 125915/JM02.09.G01.1/36500

Job ID: 680-233704-2

Client Sample ID: AF60585

Lab Sample ID: 680-233704-10

Date Collected: 04/10/23 12:20

Matrix: GW

Date Received: 04/18/23 10:00

Method: SW846 6020B - Metals (ICP/MS) - Total Recoverable

Analyte	Result	Qualifier	RL	MDL	Unit	D	Prepared	Analyzed	Dil Fac
Antimony	5.00	U	5.00		ug/L		04/20/23 05:28	04/20/23 17:16	1
Arsenic	89.3		3.00		ug/L		04/20/23 05:28	04/20/23 17:16	1
Barium	136		5.00		ug/L		04/20/23 05:28	04/20/23 17:16	1
Beryllium	0.500	U	0.500		ug/L		04/20/23 05:28	04/20/23 17:16	1
Cadmium	0.500	U	0.500		ug/L		04/20/23 05:28	04/20/23 17:16	1
Calcium	95700		500		ug/L		04/20/23 05:28	04/20/23 17:16	1
Chromium	5.00	U	5.00		ug/L		04/20/23 05:28	04/20/23 17:16	1
Cobalt	0.570		0.500		ug/L		04/20/23 05:28	04/20/23 17:16	1
Lead	2.50	U	2.50		ug/L		04/20/23 05:28	04/20/23 17:16	1
Selenium	2.50	U	2.50		ug/L		04/20/23 05:28	04/20/23 17:16	1
Thallium	1.00	U	1.00		ug/L		04/20/23 05:28	04/20/23 17:16	1

Method: SW846 7470A - Mercury (CVAA)

Analyte	Result	Qualifier	RL	MDL	Unit	D	Prepared	Analyzed	Dil Fac
Mercury	0.200	U	0.200		ug/L		04/20/23 17:02	04/21/23 13:59	1

Client Sample Results

Client: South Carolina Public Service Authority
 Project/Site: 125915/JM02.09.G01.1/36500

Job ID: 680-233704-2

Client Sample ID: AF60586

Lab Sample ID: 680-233704-11

Date Collected: 04/10/23 12:25

Matrix: GW

Date Received: 04/18/23 10:00

Method: SW846 6020B - Metals (ICP/MS) - Total Recoverable

Analyte	Result	Qualifier	RL	MDL	Unit	D	Prepared	Analyzed	Dil Fac
Antimony	5.00	U	5.00		ug/L		04/20/23 05:28	04/20/23 17:21	1
Arsenic	94.8		3.00		ug/L		04/20/23 05:28	04/20/23 17:21	1
Barium	130		5.00		ug/L		04/20/23 05:28	04/20/23 17:21	1
Beryllium	0.500	U	0.500		ug/L		04/20/23 05:28	04/20/23 17:21	1
Cadmium	0.500	U	0.500		ug/L		04/20/23 05:28	04/20/23 17:21	1
Calcium	94800		500		ug/L		04/20/23 05:28	04/20/23 17:21	1
Chromium	5.00	U	5.00		ug/L		04/20/23 05:28	04/20/23 17:21	1
Cobalt	0.535		0.500		ug/L		04/20/23 05:28	04/20/23 17:21	1
Lead	2.50	U	2.50		ug/L		04/20/23 05:28	04/20/23 17:21	1
Selenium	2.50	U	2.50		ug/L		04/20/23 05:28	04/20/23 17:21	1
Thallium	1.00	U	1.00		ug/L		04/20/23 05:28	04/20/23 17:21	1

Method: SW846 7470A - Mercury (CVAA)

Analyte	Result	Qualifier	RL	MDL	Unit	D	Prepared	Analyzed	Dil Fac
Mercury	0.200	U	0.200		ug/L		04/20/23 17:02	04/21/23 14:04	1



Client Sample Results

Client: South Carolina Public Service Authority
 Project/Site: 125915/JM02.09.G01.1/36500

Job ID: 680-233704-2

Client Sample ID: AF60587

Lab Sample ID: 680-233704-12

Date Collected: 04/10/23 09:58

Matrix: GW

Date Received: 04/18/23 10:00

Method: SW846 6020B - Metals (ICP/MS) - Total Recoverable

Analyte	Result	Qualifier	RL	MDL	Unit	D	Prepared	Analyzed	Dil Fac
Antimony	5.00	U	5.00		ug/L		04/20/23 05:28	04/20/23 17:25	1
Arsenic	3.00	U	3.00		ug/L		04/20/23 05:28	04/20/23 17:25	1
Barium	229		5.00		ug/L		04/20/23 05:28	04/20/23 17:25	1
Beryllium	1.00		0.500		ug/L		04/20/23 05:28	04/20/23 17:25	1
Cadmium	0.500	U	0.500		ug/L		04/20/23 05:28	04/20/23 17:25	1
Calcium	75200		500		ug/L		04/20/23 05:28	04/20/23 17:25	1
Chromium	5.00	U	5.00		ug/L		04/20/23 05:28	04/20/23 17:25	1
Cobalt	17.7		0.500		ug/L		04/20/23 05:28	04/20/23 17:25	1
Lead	3.09		2.50		ug/L		04/20/23 05:28	04/20/23 17:25	1
Selenium	2.50	U	2.50		ug/L		04/20/23 05:28	04/20/23 17:25	1
Thallium	1.00	U	1.00		ug/L		04/20/23 05:28	04/20/23 17:25	1

Method: SW846 7470A - Mercury (CVAA)

Analyte	Result	Qualifier	RL	MDL	Unit	D	Prepared	Analyzed	Dil Fac
Mercury	0.200	U	0.200		ug/L		04/20/23 17:02	04/21/23 14:06	1

Client Sample Results

Client: South Carolina Public Service Authority
 Project/Site: 125915/JM02.09.G01.1/36500

Job ID: 680-233704-2

Client Sample ID: AF60588

Lab Sample ID: 680-233704-13

Date Collected: 04/10/23 11:04

Matrix: GW

Date Received: 04/18/23 10:00

Method: SW846 6020B - Metals (ICP/MS) - Total Recoverable

Analyte	Result	Qualifier	RL	MDL	Unit	D	Prepared	Analyzed	Dil Fac
Antimony	5.00	U	5.00		ug/L		04/20/23 05:28	04/20/23 17:29	1
Arsenic	3.00	U	3.00		ug/L		04/20/23 05:28	04/20/23 17:29	1
Barium	34.4		5.00		ug/L		04/20/23 05:28	04/20/23 17:29	1
Beryllium	0.500	U	0.500		ug/L		04/20/23 05:28	04/20/23 17:29	1
Cadmium	0.500	U	0.500		ug/L		04/20/23 05:28	04/20/23 17:29	1
Calcium	576000		5000		ug/L		04/20/23 05:28	04/21/23 11:13	10
Chromium	5.00	U	5.00		ug/L		04/20/23 05:28	04/20/23 17:29	1
Cobalt	7.19		0.500		ug/L		04/20/23 05:28	04/20/23 17:29	1
Lead	2.50	U	2.50		ug/L		04/20/23 05:28	04/20/23 17:29	1
Selenium	2.50	U	2.50		ug/L		04/20/23 05:28	04/20/23 17:29	1
Thallium	1.00	U	1.00		ug/L		04/20/23 05:28	04/20/23 17:29	1

Method: SW846 7470A - Mercury (CVAA)

Analyte	Result	Qualifier	RL	MDL	Unit	D	Prepared	Analyzed	Dil Fac
Mercury	0.200	U	0.200		ug/L		04/20/23 17:02	04/21/23 14:07	1

QC Sample Results

Client: South Carolina Public Service Authority
 Project/Site: 125915/JM02.09.G01.1/36500

Job ID: 680-233704-2

Method: 6020B - Metals (ICP/MS)

Lab Sample ID: MB 680-774333/1-A
 Matrix: Water
 Analysis Batch: 774617

Client Sample ID: Method Blank
 Prep Type: Total Recoverable
 Prep Batch: 774333

Analyte	MB MB		RL	MDL	Unit	D	Prepared	Analyzed	Dil Fac
	Result	Qualifier							
Antimony	5.00	U	5.00		ug/L		04/20/23 05:28	04/20/23 16:16	1
Arsenic	3.00	U	3.00		ug/L		04/20/23 05:28	04/20/23 16:16	1
Barium	5.00	U	5.00		ug/L		04/20/23 05:28	04/20/23 16:16	1
Beryllium	0.500	U	0.500		ug/L		04/20/23 05:28	04/20/23 16:16	1
Cadmium	0.500	U	0.500		ug/L		04/20/23 05:28	04/20/23 16:16	1
Calcium	500	U	500		ug/L		04/20/23 05:28	04/20/23 16:16	1
Chromium	5.00	U	5.00		ug/L		04/20/23 05:28	04/20/23 16:16	1
Cobalt	0.500	U	0.500		ug/L		04/20/23 05:28	04/20/23 16:16	1
Lead	2.50	U	2.50		ug/L		04/20/23 05:28	04/20/23 16:16	1
Selenium	2.50	U	2.50		ug/L		04/20/23 05:28	04/20/23 16:16	1
Thallium	1.00	U	1.00		ug/L		04/20/23 05:28	04/20/23 16:16	1

Lab Sample ID: LCS 680-774333/2-A
 Matrix: Water
 Analysis Batch: 774617

Client Sample ID: Lab Control Sample
 Prep Type: Total Recoverable
 Prep Batch: 774333

Analyte	Spike Added	LCS LCS		Unit	D	%Rec	%Rec Limits
		Result	Qualifier				
Antimony	50.0	56.78		ug/L		114	80 - 120
Arsenic	100	111.2		ug/L		111	80 - 120
Barium	100	106.3		ug/L		106	80 - 120
Beryllium	50.0	54.86		ug/L		110	80 - 120
Cadmium	50.0	55.87		ug/L		112	80 - 120
Calcium	5000	5504		ug/L		110	80 - 120
Chromium	100	113.4		ug/L		113	80 - 120
Cobalt	50.0	53.95		ug/L		108	80 - 120
Lead	500	522.7		ug/L		105	80 - 120
Selenium	100	108.4		ug/L		108	80 - 120
Thallium	50.0	52.38		ug/L		105	80 - 120

Method: 7470A - Mercury (CVAA)

Lab Sample ID: MB 680-774521/1-A
 Matrix: Water
 Analysis Batch: 774740

Client Sample ID: Method Blank
 Prep Type: Total/NA
 Prep Batch: 774521

Analyte	MB MB		RL	MDL	Unit	D	Prepared	Analyzed	Dil Fac
	Result	Qualifier							
Mercury	0.200	U	0.200		ug/L		04/20/23 17:02	04/21/23 13:47	1

Lab Sample ID: LCS 680-774521/2-A
 Matrix: Water
 Analysis Batch: 774740

Client Sample ID: Lab Control Sample
 Prep Type: Total/NA
 Prep Batch: 774521

Analyte	Spike Added	LCS LCS		Unit	D	%Rec	%Rec Limits
		Result	Qualifier				
Mercury	2.50	2.439		ug/L		98	80 - 120

QC Association Summary

Client: South Carolina Public Service Authority
 Project/Site: 125915/JM02.09.G01.1/36500

Job ID: 680-233704-2

Metals

Prep Batch: 774333

Lab Sample ID	Client Sample ID	Prep Type	Matrix	Method	Prep Batch
680-233704-10	AF60585	Total Recoverable	GW	3005A	
680-233704-11	AF60586	Total Recoverable	GW	3005A	
680-233704-12	AF60587	Total Recoverable	GW	3005A	
680-233704-13	AF60588	Total Recoverable	GW	3005A	
MB 680-774333/1-A	Method Blank	Total Recoverable	Water	3005A	
LCS 680-774333/2-A	Lab Control Sample	Total Recoverable	Water	3005A	

Prep Batch: 774521

Lab Sample ID	Client Sample ID	Prep Type	Matrix	Method	Prep Batch
680-233704-10	AF60585	Total/NA	GW	7470A	
680-233704-11	AF60586	Total/NA	GW	7470A	
680-233704-12	AF60587	Total/NA	GW	7470A	
680-233704-13	AF60588	Total/NA	GW	7470A	
MB 680-774521/1-A	Method Blank	Total/NA	Water	7470A	
LCS 680-774521/2-A	Lab Control Sample	Total/NA	Water	7470A	

Analysis Batch: 774617

Lab Sample ID	Client Sample ID	Prep Type	Matrix	Method	Prep Batch
680-233704-10	AF60585	Total Recoverable	GW	6020B	774333
680-233704-11	AF60586	Total Recoverable	GW	6020B	774333
680-233704-12	AF60587	Total Recoverable	GW	6020B	774333
680-233704-13	AF60588	Total Recoverable	GW	6020B	774333
MB 680-774333/1-A	Method Blank	Total Recoverable	Water	6020B	774333
LCS 680-774333/2-A	Lab Control Sample	Total Recoverable	Water	6020B	774333

Analysis Batch: 774740

Lab Sample ID	Client Sample ID	Prep Type	Matrix	Method	Prep Batch
680-233704-10	AF60585	Total/NA	GW	7470A	774521
680-233704-11	AF60586	Total/NA	GW	7470A	774521
680-233704-12	AF60587	Total/NA	GW	7470A	774521
680-233704-13	AF60588	Total/NA	GW	7470A	774521
MB 680-774521/1-A	Method Blank	Total/NA	Water	7470A	774521
LCS 680-774521/2-A	Lab Control Sample	Total/NA	Water	7470A	774521

Analysis Batch: 774895

Lab Sample ID	Client Sample ID	Prep Type	Matrix	Method	Prep Batch
680-233704-13	AF60588	Total Recoverable	GW	6020B	774333

Lab Chronicle

Client: South Carolina Public Service Authority
 Project/Site: 125915/JM02.09.G01.1/36500

Job ID: 680-233704-2

Client Sample ID: AF60585

Lab Sample ID: 680-233704-10

Date Collected: 04/10/23 12:20

Matrix: GW

Date Received: 04/18/23 10:00

Prep Type	Batch Type	Batch Method	Run	Dilution Factor	Batch Number	Analyst	Lab	Prepared or Analyzed
Total Recoverable	Prep	3005A			774333	RR	EET SAV	04/20/23 05:28
Total Recoverable	Analysis	6020B		1	774617	BWR	EET SAV	04/20/23 17:16
Total/NA	Prep	7470A			774521	JKL	EET SAV	04/20/23 17:02
Total/NA	Analysis	7470A		1	774740	JKL	EET SAV	04/21/23 13:59

Client Sample ID: AF60586

Lab Sample ID: 680-233704-11

Date Collected: 04/10/23 12:25

Matrix: GW

Date Received: 04/18/23 10:00

Prep Type	Batch Type	Batch Method	Run	Dilution Factor	Batch Number	Analyst	Lab	Prepared or Analyzed
Total Recoverable	Prep	3005A			774333	RR	EET SAV	04/20/23 05:28
Total Recoverable	Analysis	6020B		1	774617	BWR	EET SAV	04/20/23 17:21
Total/NA	Prep	7470A			774521	JKL	EET SAV	04/20/23 17:02
Total/NA	Analysis	7470A		1	774740	JKL	EET SAV	04/21/23 14:04

Client Sample ID: AF60587

Lab Sample ID: 680-233704-12

Date Collected: 04/10/23 09:58

Matrix: GW

Date Received: 04/18/23 10:00

Prep Type	Batch Type	Batch Method	Run	Dilution Factor	Batch Number	Analyst	Lab	Prepared or Analyzed
Total Recoverable	Prep	3005A			774333	RR	EET SAV	04/20/23 05:28
Total Recoverable	Analysis	6020B		1	774617	BWR	EET SAV	04/20/23 17:25
Total/NA	Prep	7470A			774521	JKL	EET SAV	04/20/23 17:02
Total/NA	Analysis	7470A		1	774740	JKL	EET SAV	04/21/23 14:06

Client Sample ID: AF60588

Lab Sample ID: 680-233704-13

Date Collected: 04/10/23 11:04

Matrix: GW

Date Received: 04/18/23 10:00

Prep Type	Batch Type	Batch Method	Run	Dilution Factor	Batch Number	Analyst	Lab	Prepared or Analyzed
Total Recoverable	Prep	3005A			774333	RR	EET SAV	04/20/23 05:28
Total Recoverable	Analysis	6020B		1	774617	BWR	EET SAV	04/20/23 17:29
Total Recoverable	Prep	3005A			774333	RR	EET SAV	04/20/23 05:28
Total Recoverable	Analysis	6020B		10	774895	BWR	EET SAV	04/21/23 11:13
Total/NA	Prep	7470A			774521	JKL	EET SAV	04/20/23 17:02
Total/NA	Analysis	7470A		1	774740	JKL	EET SAV	04/21/23 14:07

Laboratory References:

EET SAV = Eurofins Savannah, 5102 LaRoche Avenue, Savannah, GA 31404, TEL (912)354-7858



Chain of Custody

Customer Email/Report Recipient: LCWILLIA@santeecooper.com Date Results Needed by: Project/Task/Unit #: 125915 / JM02.09.G01.1 / 36500 Rerun request for any flagged QC: Yes No

Analysis Group

Labworks ID # (Internal use only)	Sample Location/ Description	Collection Date	Collection Time	Sample Collector	Total # of containers	Bottle type: (Glass- G/Plastic-P)	Grab (G) or Composite (C)	Matrix(see below)	Preservative (see below)	Comments	TOTAL METALS -SEE BELOW
AF60585	WAP-27	4/10/23	1220	ZDM BWM	1	P	G	GW	2	Hg-7470	X
86	WAP-27D		1225							ALL OTHERS 6020.	
87	WAP-28		0958							PLEASE REFER TO SHEET FOR RLS.	
88	WAP-29		1104								
										* PLEASE RETURN CODER.	

Relinquished by:	Employee#	Date	Time	Received by:	Employee #	Date	Time
<i>SJBrown</i>	35594	4/17/23	1300	<i>[Signature]</i>	M	4/18/23	1000
Relinquished by:	Employee#	Date	Time	Received by:	Employee #	Date	Time
Relinquished by:	Employee#	Date	Time	Received by:	Employee #	Date	Time

Sample Receiving (Internal Use Only)
TEMP (°C): _____ Initial: _____
Correct pH: Yes No
Preservative Lot#: _____
Date/Time/Init for preservative: _____

<input type="checkbox"/> METALS (all) <input type="checkbox"/> Ag <input type="checkbox"/> Cu <input checked="" type="checkbox"/> Sb <input type="checkbox"/> Al <input type="checkbox"/> Fe <input checked="" type="checkbox"/> Se <input checked="" type="checkbox"/> As <input type="checkbox"/> K <input type="checkbox"/> Sn <input type="checkbox"/> B <input type="checkbox"/> Li <input type="checkbox"/> Sr <input checked="" type="checkbox"/> Ba <input type="checkbox"/> Mg <input type="checkbox"/> Ti <input checked="" type="checkbox"/> Be <input type="checkbox"/> Mn <input checked="" type="checkbox"/> Tl <input checked="" type="checkbox"/> Ca <input type="checkbox"/> Mo <input type="checkbox"/> V <input checked="" type="checkbox"/> Cd <input type="checkbox"/> Na <input type="checkbox"/> Zn <input checked="" type="checkbox"/> Co <input type="checkbox"/> Ni <input checked="" type="checkbox"/> Hg <input checked="" type="checkbox"/> Cr <input checked="" type="checkbox"/> Pb <input type="checkbox"/> CrVI	Nutrients <input type="checkbox"/> TOC <input type="checkbox"/> DOC <input type="checkbox"/> TP/TPO4 <input type="checkbox"/> NH3-N <input type="checkbox"/> F <input type="checkbox"/> Cl <input type="checkbox"/> NO2 <input type="checkbox"/> Br <input type="checkbox"/> NO3 <input type="checkbox"/> SO4	MISC. <input type="checkbox"/> BTEX <input type="checkbox"/> Napthalene <input type="checkbox"/> THM/HAA <input type="checkbox"/> VOC <input type="checkbox"/> Oil & Grease <input type="checkbox"/> E. Coli <input type="checkbox"/> Total Coliform <input type="checkbox"/> pH <input type="checkbox"/> Dissolved As <input type="checkbox"/> Dissolved Fe <input type="checkbox"/> Rad 226 <input type="checkbox"/> Rad 228 <input type="checkbox"/> PCB	Gypsum <input type="checkbox"/> Wallboard Gypsum(all below) <input type="checkbox"/> AIM <input type="checkbox"/> TOC <input type="checkbox"/> Total metals <input type="checkbox"/> Soluble Metals <input type="checkbox"/> Purity (CaSO4) <input type="checkbox"/> % Moisture <input type="checkbox"/> Sulfites <input type="checkbox"/> pH <input type="checkbox"/> Chlorides <input type="checkbox"/> Particle Size <input type="checkbox"/> Sulfur	Coal <input type="checkbox"/> Ultimate <input type="checkbox"/> % Moisture <input type="checkbox"/> Ash <input type="checkbox"/> Sulfur <input type="checkbox"/> BTUs <input type="checkbox"/> Volatile Matter <input type="checkbox"/> CHN Other Tests: <input type="checkbox"/> XRF Scan <input type="checkbox"/> HGI <input type="checkbox"/> Fineness <input type="checkbox"/> Particulate Matter	Flyash <input type="checkbox"/> Ammonia <input type="checkbox"/> LOI <input type="checkbox"/> % Carbon <input type="checkbox"/> Mineral Analysis <input type="checkbox"/> Sieve <input type="checkbox"/> % Moisture NPDES <input type="checkbox"/> Oil & Grease <input type="checkbox"/> As <input type="checkbox"/> TSS	Oil Trans. Oil Qual. <input type="checkbox"/> %Moisture <input type="checkbox"/> Color <input type="checkbox"/> Acidity <input type="checkbox"/> Dielectric Strength <input type="checkbox"/> IFT <input type="checkbox"/> Dissolved Gases Used Oil Flashpoint Metals in oil (As,Cd,Cr,Ni,Pb,Hg) <input type="checkbox"/> TX GOFER
--	--	---	--	---	--	--

Matrix codes: GW-groundwater, DW-drinking water, SW-surface water, WW-waste water, BW-boiler water, L-limestone, Oil-oil, S-Soil, SL-solid, C-coal, G-gypsum, FA-flyash, BA-bottom ash, M-misc (describe in comment section)
 Preservative code- 1=<4°C 2=HNO3 3=H2SO4 4-HCl 5=Na2S2O3 6-Other (Specify)

**Table of Reporting Limits for Groundwater
Samples-- Metals Only**

Analyte	Unit	GWPS/ MCL/ RSL	Reporting Limits best case
Aluminum	mg/L	0.05 to 0.2	---
Antimony	ug/L	6	5
Arsenic	ug/L	10	5
Arsenic Dissolved	ug/L	---	---
Barium	ug/L	2000	5
Beryllium	ug/L	4	0.5
Boron	ug/L	---	10 to 15
Cadmium	ug/L	5	0.5
Calcium	ug/L	---	0.1
Chromium	ug/L	100	5
Cobalt	ug/L	6	0.5
Copper	mg/L	1	---
Iron	ug/L	300	---
Lead	ug/L	15	1
Lithium	ug/L	40	5
Magnesium	ug/L	---	---
Mercury	ug/L	2	0.2
Molybdenum	ug/L	100	5
Nickel	ug/L	---	---
Potassium	mg/L	---	---
Selenium	ug/L	50	5
Sodium	mg/L	---	---
Thallium	ug/L	2	1
Zinc	ug/L	5000	---




Chain of Custody

Customer Email/Report Recipient: LCWILLIA@santecooper.com Date Results Needed by: / / Project/Task/Unit #: 125915 / JM02.08.G01.5 / 36500 Rerun request for any flagged QC: Yes No

Analysis Group

Labworks ID # (Internal use only)	Sample Location/ Description	Collection Date	Collection Time	Sample Collector	Total # of containers	Bottle type: (Glass- G/Plastic-P)	Grab (G) or Composite (C)	Matrix(see below)	Preservative (see below)	Comments • Method # • Reporting limit • Misc. sample info • Any other notes	TOTAL METALS -SEE BELOW
AF60141	GGSMW-4	4/4/23	1138	ZDM BMM	1	P	G	GW	2	METHOD 6020	X
42	5		1300							PLEASE REFER TO SHEET FOR RLS.	
43	6		1033								
44	9		1223							* PLEASE RETURN COOLER.	
AF60138	1	4/3/23	1033								
39	2		1141								
40	3		1403								
45	10		1320								
46	11		1226								



680-233704 Chain of Custody

Relinquished by:	Employee#	Date	Time	Received by:	Employee #	Date	Time
<i>SJBrown</i>	35594	4/17/23	1300	<i>[Signature]</i>	TR	4-18-23	1020

Sample Receiving (Internal Use Only)
 TEMP (°C): 15.8 Initial:
 Correct pH: Yes No 16.4
 Preservative Lot#:
 Date/Time/Init for preservative:

<input type="checkbox"/> METALS (all) <input type="checkbox"/> Ag <input checked="" type="checkbox"/> Cu <input type="checkbox"/> Sb <input type="checkbox"/> Al <input checked="" type="checkbox"/> Fe <input checked="" type="checkbox"/> Se <input checked="" type="checkbox"/> As <input type="checkbox"/> K <input type="checkbox"/> Sn <input type="checkbox"/> B <input type="checkbox"/> Li <input type="checkbox"/> Sr <input checked="" type="checkbox"/> Ba <input type="checkbox"/> Mg <input type="checkbox"/> Ti <input type="checkbox"/> Be <input type="checkbox"/> Mn <input checked="" type="checkbox"/> Tl <input type="checkbox"/> Ca <input type="checkbox"/> Mo <input type="checkbox"/> V <input checked="" type="checkbox"/> Cd <input type="checkbox"/> Na <input checked="" type="checkbox"/> Zn <input type="checkbox"/> Co <input type="checkbox"/> Ni <input type="checkbox"/> Hg <input checked="" type="checkbox"/> Cr <input checked="" type="checkbox"/> Pb <input type="checkbox"/> CrVI	Nutrients <input type="checkbox"/> TOC <input type="checkbox"/> DOC <input type="checkbox"/> TP/TPO4 <input type="checkbox"/> NH3-N <input type="checkbox"/> F <input type="checkbox"/> Cl <input type="checkbox"/> NO2 <input type="checkbox"/> Br <input type="checkbox"/> NO3 <input type="checkbox"/> SO4	MISC. <input type="checkbox"/> BTEX <input type="checkbox"/> Naphthalene <input type="checkbox"/> THM/HAA <input type="checkbox"/> VOC <input type="checkbox"/> Oil & Grease <input type="checkbox"/> E. Coli <input type="checkbox"/> Total Coliform <input type="checkbox"/> pH <input type="checkbox"/> Dissolved As <input type="checkbox"/> Dissolved Fe <input type="checkbox"/> Rad 226 <input type="checkbox"/> Rad 228 <input type="checkbox"/> PCB	Gypsum <input type="checkbox"/> Wallboard Gypsum(all below) <input type="checkbox"/> AlM <input type="checkbox"/> TOC <input type="checkbox"/> Total metals <input type="checkbox"/> Soluble Metals <input type="checkbox"/> Purity (CaSO4) <input type="checkbox"/> % Moisture <input type="checkbox"/> Sulfites <input type="checkbox"/> pH <input type="checkbox"/> Chlorides <input type="checkbox"/> Particle Size <input type="checkbox"/> Sulfur	Coal <input type="checkbox"/> Ultimate <input type="checkbox"/> % Moisture <input type="checkbox"/> Ash <input type="checkbox"/> Sulfur <input type="checkbox"/> BTUs <input type="checkbox"/> Volatile Matter <input type="checkbox"/> CHN Other Tests: <input type="checkbox"/> XRF Scan <input type="checkbox"/> HGI <input type="checkbox"/> Fineness <input type="checkbox"/> Particulate Matter	Flyash <input type="checkbox"/> Ammonia <input type="checkbox"/> LOI <input type="checkbox"/> % Carbon <input type="checkbox"/> Mineral Analysis <input type="checkbox"/> Sieve <input type="checkbox"/> % Moisture NPDES <input type="checkbox"/> Oil & Grease <input type="checkbox"/> As <input type="checkbox"/> TSS	Oil <input type="checkbox"/> Trans. Oil Qual. <input type="checkbox"/> %Moisture <input type="checkbox"/> Color <input type="checkbox"/> Acidity <input type="checkbox"/> Dielectric Strength <input type="checkbox"/> IFT <input type="checkbox"/> Dissolved Gases Used Oil <input type="checkbox"/> Flashpoint <input type="checkbox"/> Metals in oil (As, Cd, Cr, Ni, Pb, Hg) <input type="checkbox"/> TX GOFER
--	--	--	--	---	---	--

Matrix codes: GW-groundwater, DW-drinking water, SW-surface water, WW-waste water, BW-boiler water, L-llimestone, Oil-oil, S-Soil, SL-solid, C-coal, G-gypsum, FA-flyash, BA-bottom ash, M-misc (describe in comment section)
 Preservative code: 1=<4°C 2=HNO3 3=H2SO4 4-HCl 5=Na2S2O3 6-Other (Specify)



Chain of Custody

Customer Email/Report Recipient: LCWILLIA@santeecooper.com Date Results Needed by: Project/Task/Unit #: 125915 / JM02.09.G01.1 / 36500 Rerun request for any flagged QC Yes (No)

Analysis Group

Labworks ID # (Internal use only)	Sample Location/ Description	Collection Date	Collection Time	Sample Collector	Total # of containers	Bottle type: (Glass- G/Plastic-P)	Grab (G) or Composite (C)	Matrix (see below)	Preservative (see below)	Comments • Method # • Reporting limit • Misc. sample info • Any other notes	TOTAL METALS -SEE BELOW
AF60585	WAP-27	4/10/23	1220	ZDM BWM	1	P	G	GW	2	Hg-7470	X
86	WAP-27D		1225							ALL OTHERS 6026.	
87	WAP-28		0958							PLEASE REFER TO SHEET FOR RLS.	
88	WAP-29		1104								
										* PLEASE RETURN CADER.	

Relinquished by:	Employee#	Date	Time	Received by:	Employee #	Date	Time
<i>Sjbrown</i>	35594	4/17/23	1300	<i>DM</i>	<i>JM</i>	4/10/23	1000
Relinquished by:	Employee#	Date	Time	Received by:	Employee #	Date	Time
Relinquished by:	Employee#	Date	Time	Received by:	Employee #	Date	Time

Sample Receiving (Internal Use Only)
TEMP (°C): _____ Initial: _____
Correct pH: Yes No
Preservative Lot#: _____
Date/Time/Init for preservative: _____

<input type="checkbox"/> METALS (all) <input type="checkbox"/> Ag <input type="checkbox"/> Cu <input checked="" type="checkbox"/> Sb <input type="checkbox"/> Al <input type="checkbox"/> Fe <input checked="" type="checkbox"/> Se <input checked="" type="checkbox"/> As <input type="checkbox"/> K <input type="checkbox"/> Sn <input type="checkbox"/> B <input type="checkbox"/> Li <input type="checkbox"/> Sr <input checked="" type="checkbox"/> Ba <input type="checkbox"/> Mg <input type="checkbox"/> Ti <input checked="" type="checkbox"/> Be <input type="checkbox"/> Mn <input checked="" type="checkbox"/> Tl <input checked="" type="checkbox"/> Ca <input type="checkbox"/> Mo <input type="checkbox"/> V <input checked="" type="checkbox"/> Cd <input type="checkbox"/> Na <input type="checkbox"/> Zn <input checked="" type="checkbox"/> Co <input type="checkbox"/> Ni <input checked="" type="checkbox"/> Hg <input checked="" type="checkbox"/> Cr <input checked="" type="checkbox"/> Pb <input type="checkbox"/> CrVI	Nutrients <input type="checkbox"/> TOC <input type="checkbox"/> DOC <input type="checkbox"/> TP/TPO4 <input type="checkbox"/> NH3-N <input type="checkbox"/> F <input type="checkbox"/> Cl <input type="checkbox"/> NO2 <input type="checkbox"/> Br <input type="checkbox"/> NO3 <input type="checkbox"/> SO4	MISC. <input type="checkbox"/> BTEX <input type="checkbox"/> Naphthalene <input type="checkbox"/> THM/HAA <input type="checkbox"/> VOC <input type="checkbox"/> Oil & Grease <input type="checkbox"/> E. Coli <input type="checkbox"/> Total Coliform <input type="checkbox"/> pH <input type="checkbox"/> Dissolved As <input type="checkbox"/> Dissolved Fe <input type="checkbox"/> Rad.226 <input type="checkbox"/> Rad.228 <input type="checkbox"/> PCB	Gypsum <input type="checkbox"/> Wallboard Gypsum (all below) <input type="checkbox"/> AIM <input type="checkbox"/> TOC <input type="checkbox"/> Total metals <input type="checkbox"/> Soluble Metals <input type="checkbox"/> Purity (CaSO4) <input type="checkbox"/> % Moisture <input type="checkbox"/> Sulfites <input type="checkbox"/> pH <input type="checkbox"/> Chlorides <input type="checkbox"/> Particle Size <input type="checkbox"/> Sulfur	Coal <input type="checkbox"/> Ultimate <input type="checkbox"/> % Moisture <input type="checkbox"/> Ash <input type="checkbox"/> Sulfur <input type="checkbox"/> BTUs <input type="checkbox"/> Volatile Matter <input type="checkbox"/> CHN Other Tests: <input type="checkbox"/> XRF Scan <input type="checkbox"/> HGI <input type="checkbox"/> Fineness <input type="checkbox"/> Particulate Matter	Flyash <input type="checkbox"/> Ammonia <input type="checkbox"/> LOI <input type="checkbox"/> % Carbon <input type="checkbox"/> Mineral Analysis <input type="checkbox"/> Sieve <input type="checkbox"/> % Moisture NPDES <input type="checkbox"/> Oil & Grease <input type="checkbox"/> As <input type="checkbox"/> TSS	Oil <input type="checkbox"/> Trans. Oil Qual. <input type="checkbox"/> %Moisture <input type="checkbox"/> Color <input type="checkbox"/> Acidity <input type="checkbox"/> Dielectric Strength <input type="checkbox"/> IFT <input type="checkbox"/> Dissolved Gases <input type="checkbox"/> Used Oil <input type="checkbox"/> Flashpoint <input type="checkbox"/> Metals in oil (As, Cd, Cr, Ni, Pb, Hg) <input type="checkbox"/> TX <input type="checkbox"/> GOFER
--	--	--	---	---	--	---

Matrix codes: GW-groundwater, DW-drinking water, SW-surface water, WW-waste water, BW-boiler water, L-limestone, Oil-oil, S-Soil, SL-solid, C-coal, G-gypsum, FA-flyash, BA-bottom ash, M-misc (describe in comment section)
Preservative code- 1=<4°C 2=HNO3 3=H2SO4 4-HCl 5=Na2S2O3 6-Other (Specify)

Table of Reporting Limits for Groundwater Samples-- Metals Only

Analyte	Unit	GWPS/ MCL/ RSL	Reporting Limits best case
Aluminum	mg/L	0.05 to 0.2	---
Antimony	ug/L	6	5
Arsenic	ug/L	10	5
Arsenic Dissolved	ug/L	---	---
Barium	ug/L	2000	5
Beryllium	ug/L	4	0.5
Boron	ug/L	---	10 to 15
Cadmium	ug/L	5	0.5
Calcium	ug/L	---	0.1
Chromium	ug/L	100	5
Cobalt	ug/L	6	0.5
Copper	mg/L	1	---
Iron	ug/L	300	---
Lead	ug/L	15	1
Lithium	ug/L	40	5
Magnesium	ug/L	---	---
Mercury	ug/L	2	0.2
Molybdenum	ug/L	100	5
Nickel	ug/L	---	---
Potassium	mg/L	---	---
Selenium	ug/L	50	5
Sodium	mg/L	---	---
Thallium	ug/L	2	1
Zinc	ug/L	5000	---

Login Sample Receipt Checklist

Client: South Carolina Public Service Authority

Job Number: 680-233704-2

Login Number: 233704

List Source: Eurofins Savannah

List Number: 1

Creator: Daughtry, Beth A

Question	Answer	Comment
Radioactivity wasn't checked or is <=/ background as measured by a survey meter.	N/A	
The cooler's custody seal, if present, is intact.	True	
Sample custody seals, if present, are intact.	True	
The cooler or samples do not appear to have been compromised or tampered with.	True	
Samples were received on ice.	False	Thermal preservation not required.
Cooler Temperature is acceptable.	True	
Cooler Temperature is recorded.	True	
COC is present.	True	
COC is filled out in ink and legible.	True	
COC is filled out with all pertinent information.	True	
Is the Field Sampler's name present on COC?	True	
There are no discrepancies between the containers received and the COC.	True	
Samples are received within Holding Time (excluding tests with immediate HTs)	True	
Sample containers have legible labels.	True	
Containers are not broken or leaking.	True	
Sample collection date/times are provided.	True	
Appropriate sample containers are used.	True	
Sample bottles are completely filled.	True	
Sample Preservation Verified.	N/A	
There is sufficient vol. for all requested analyses, incl. any requested MS/MSDs	True	
Containers requiring zero headspace have no headspace or bubble is <6mm (1/4").	N/A	
Multiphasic samples are not present.	True	
Samples do not require splitting or compositing.	True	
Residual Chlorine Checked.	N/A	

Accreditation/Certification Summary

Client: South Carolina Public Service Authority
Project/Site: 125915/JM02.09.G01.1/36500

Job ID: 680-233704-2

Laboratory: Eurofins Savannah

The accreditations/certifications listed below are applicable to this report.

Authority	Program	Identification Number	Expiration Date
South Carolina	State	98001	06-30-23

- 1
- 2
- 3
- 4
- 5
- 6
- 7
- 8
- 9
- 10
- 11
- 12
- 13
- 14



August 11, 2023

Ms. Jeanette Gilmetti
Santee Cooper
P.O. Box 2946101
OCO3
Moncks Corner, South Carolina 29461

Re: ABS Lab Analytical
Work Order: 629286

Dear Ms. Gilmetti:

GEL Laboratories, LLC (GEL) appreciates the opportunity to provide the enclosed analytical results for the sample(s) we received on July 14, 2023. This original data report has been prepared and reviewed in accordance with GEL's standard operating procedures.

The samples were delivered with proper chain of custody documentation and signatures. All sample containers arrived without any visible signs of tampering or breakage. There are no additional comments concerning sample receipt.

Test results for NELAP or ISO 17025 accredited tests are verified to meet the requirements of those standards, with any exceptions noted. The results reported relate only to the items tested and to the sample as received by the laboratory. These results may not be reproduced except as full reports without approval by the laboratory. Copies of GEL's accreditations and certifications can be found on our website at www.gel.com.

Our policy is to provide high quality, personalized analytical services to enable you to meet your analytical needs on time every time. We trust that you will find everything in order and to your satisfaction. If you have any questions, please do not hesitate to call me at (843) 556-8171, ext. 4289.

Sincerely,

Julie Robinson
Project Manager

Purchase Order: 398684
Enclosures



GEL LABORATORIES LLC

2040 Savage Road Charleston SC 29407 - (843) 556-8171 - www.gel.com

Certificate of Analysis Report for

SOOP001 Santee Cooper

Client SDG: 629286 GEL Work Order: 629286

The Qualifiers in this report are defined as follows:

- * A quality control analyte recovery is outside of specified acceptance criteria
- ** Analyte is a Tracer compound
- ** Analyte is a surrogate compound
- U Analyte was analyzed for, but not detected above the MDL, MDA, MDC or LOD.

Where the analytical method has been performed under NELAP certification, the analysis has met all of the requirements of the NELAC standard unless qualified on the Certificate of Analysis.

The designation ND, if present, appears in the result column when the analyte concentration is not detected above the limit as defined in the 'U' qualifier above.

This data report has been prepared and reviewed in accordance with GEL Laboratories LLC standard operating procedures. Please direct any questions to your Project Manager, Julie Robinson.

Reviewed by



GEL LABORATORIES LLC

2040 Savage Road Charleston SC 29407 - (843) 556-8171 - www.gel.com

Certificate of Analysis

Report Date: August 11, 2023

Company : Santee Cooper
Address : P.O. Box 2946101
OCO3
Moncks Corner, South Carolina 29461
Contact: Ms. Jeanette Gilmetti
Project: ABS Lab Analytical

Client Sample ID: AF68757 Project: SOOP00119
Sample ID: 629286001 Client ID: SOOP001
Matrix: GW
Collect Date: 11-JUL-23 09:51
Receive Date: 14-JUL-23
Collector: Client

Parameter	Qualifier	Result	Uncertainty	MDC	RL	Units	PF	DF	Analyst	Date	Time Batch	Method
Rad Gas Flow Proportional Counting												
GFPC, Ra228, Liquid "As Received"												
Radium-228		3.22	+/-1.48	1.97	3.00	pCi/L			JE1	08/10/23	0842 2472078	1
Radium-226+Radium-228 Calculation "See Parent Products"												
Radium-226+228 Sum		5.93	+/-1.65			pCi/L		1	NXL1	08/11/23	1032 2460567	2
Rad Radium-226												
Lucas Cell, Ra226, Liquid "As Received"												
Radium-226		2.72	+/-0.749	0.537	1.00	pCi/L			LXP1	08/11/23	0818 2460555	3

The following Analytical Methods were performed:

Method	Description	Analyst Comments
1	EPA 904.0/SW846 9320 Modified	
2	Calculation	
3	EPA 903.1 Modified	

Surrogate/Tracer Recovery	Test	Result	Nominal	Recovery%	Acceptable Limits
Barium-133 Tracer	GFPC, Ra228, Liquid "As Received"			66.9	(15%-125%)

Notes:

Counting Uncertainty is calculated at the 95% confidence level (1.96-sigma).

Column headers are defined as follows:

DF: Dilution Factor Lc/LC: Critical Level
DL: Detection Limit PF: Prep Factor
MDA: Minimum Detectable Activity RL: Reporting Limit
MDC: Minimum Detectable Concentration SQL: Sample Quantitation Limit

GEL LABORATORIES LLC

2040 Savage Road Charleston SC 29407 - (843) 556-8171 - www.gel.com

Certificate of Analysis

Report Date: August 11, 2023

Company : Santee Cooper
Address : P.O. Box 2946101
OCO3
Moncks Corner, South Carolina 29461
Contact: Ms. Jeanette Gilmetti
Project: ABS Lab Analytical

Client Sample ID: AF68749 Project: SOOP00119
Sample ID: 629286002 Client ID: SOOP001
Matrix: GW
Collect Date: 11-JUL-23 10:52
Receive Date: 14-JUL-23
Collector: Client

Parameter	Qualifier	Result	Uncertainty	MDC	RL	Units	PF	DF	Analyst	Date	Time	Batch	Method
Rad Gas Flow Proportional Counting													
GFPC, Ra228, Liquid "As Received"													
Radium-228	U	0.544	+/-0.893	1.57	3.00	pCi/L			JE1	08/10/23	0842	2472078	1
Radium-226+Radium-228 Calculation "See Parent Products"													
Radium-226+228 Sum		1.24	+/-1.00			pCi/L		1	NXL1	08/11/23	1032	2460567	2
Rad Radium-226													
Lucas Cell, Ra226, Liquid "As Received"													
Radium-226		0.697	+/-0.455	0.623	1.00	pCi/L			LXP1	08/11/23	0818	2460555	3

The following Analytical Methods were performed:

Method	Description	Analyst Comments
1	EPA 904.0/SW846 9320 Modified	
2	Calculation	
3	EPA 903.1 Modified	

Surrogate/Tracer Recovery	Test	Result	Nominal	Recovery%	Acceptable Limits
Barium-133 Tracer	GFPC, Ra228, Liquid "As Received"			69.1	(15%-125%)

Notes:

Counting Uncertainty is calculated at the 95% confidence level (1.96-sigma).

Column headers are defined as follows:

DF: Dilution Factor Lc/LC: Critical Level
DL: Detection Limit PF: Prep Factor
MDA: Minimum Detectable Activity RL: Reporting Limit
MDC: Minimum Detectable Concentration SQL: Sample Quantitation Limit

GEL LABORATORIES LLC

2040 Savage Road Charleston SC 29407 - (843) 556-8171 - www.gel.com

Certificate of Analysis

Report Date: August 11, 2023

Company : Santee Cooper
Address : P.O. Box 2946101
OCO3
Moncks Corner, South Carolina 29461
Contact: Ms. Jeanette Gilmetti
Project: ABS Lab Analytical

Client Sample ID: AF68751 Project: SOOP00119
Sample ID: 629286003 Client ID: SOOP001
Matrix: GW
Collect Date: 10-JUL-23 10:00
Receive Date: 14-JUL-23
Collector: Client

Parameter	Qualifier	Result	Uncertainty	MDC	RL	Units	PF	DF	Analyst	Date	Time Batch	Method
Rad Gas Flow Proportional Counting												
GFPC, Ra228, Liquid "As Received"												
Radium-228		2.87	+/-1.41	2.04	3.00	pCi/L			JE1	08/10/23	0842 2472078	1
Radium-226+Radium-228 Calculation "See Parent Products"												
Radium-226+228 Sum		4.17	+/-1.51			pCi/L		1	NXL1	08/11/23	1032 2460567	2
Rad Radium-226												
Lucas Cell, Ra226, Liquid "As Received"												
Radium-226		1.30	+/-0.536	0.479	1.00	pCi/L			LXP1	08/11/23	0849 2460555	3

The following Analytical Methods were performed:

Method	Description	Analyst Comments
1	EPA 904.0/SW846 9320 Modified	
2	Calculation	
3	EPA 903.1 Modified	

Surrogate/Tracer Recovery	Test	Result	Nominal	Recovery%	Acceptable Limits
Barium-133 Tracer	GFPC, Ra228, Liquid "As Received"			74.2	(15%-125%)

Notes:

Counting Uncertainty is calculated at the 95% confidence level (1.96-sigma).

Column headers are defined as follows:

DF: Dilution Factor Lc/LC: Critical Level
DL: Detection Limit PF: Prep Factor
MDA: Minimum Detectable Activity RL: Reporting Limit
MDC: Minimum Detectable Concentration SQL: Sample Quantitation Limit

GEL LABORATORIES LLC

2040 Savage Road Charleston SC 29407 - (843) 556-8171 - www.gel.com

Certificate of Analysis

Report Date: August 11, 2023

Company : Santee Cooper
 Address : P.O. Box 2946101
 OCO3
 Moncks Corner, South Carolina 29461
 Contact: Ms. Jeanette Gilmetti
 Project: ABS Lab Analytical

Client Sample ID: AF68750	Project: SOOP00119
Sample ID: 629286004	Client ID: SOOP001
Matrix: GW	
Collect Date: 10-JUL-23 11:18	
Receive Date: 14-JUL-23	
Collector: Client	

Parameter	Qualifier	Result	Uncertainty	MDC	RL	Units	PF	DF	Analyst	Date	Time Batch	Method
Rad Gas Flow Proportional Counting												
GFPC, Ra228, Liquid "As Received"												
Radium-228	U	0.458	+/-1.13	2.03	3.00	pCi/L			JE1	08/10/23	0842 2472078	1
Radium-226+Radium-228 Calculation "See Parent Products"												
Radium-226+228 Sum		1.43	+/-1.23			pCi/L		1	NXL1	08/11/23	1032 2460567	2
Rad Radium-226												
Lucas Cell, Ra226, Liquid "As Received"												
Radium-226		0.970	+/-0.485	0.536	1.00	pCi/L			LXP1	08/11/23	0849 2460555	3

The following Analytical Methods were performed:

Method	Description	Analyst Comments
1	EPA 904.0/SW846 9320 Modified	
2	Calculation	
3	EPA 903.1 Modified	

Surrogate/Tracer Recovery	Test	Result	Nominal	Recovery%	Acceptable Limits
Barium-133 Tracer	GFPC, Ra228, Liquid "As Received"			64.6	(15%-125%)

Notes:

Counting Uncertainty is calculated at the 95% confidence level (1.96-sigma).

Column headers are defined as follows:

DF: Dilution Factor	Lc/LC: Critical Level
DL: Detection Limit	PF: Prep Factor
MDA: Minimum Detectable Activity	RL: Reporting Limit
MDC: Minimum Detectable Concentration	SQL: Sample Quantitation Limit

GEL LABORATORIES LLC

2040 Savage Road Charleston SC 29407 - (843) 556-8171 - www.gel.com

Certificate of Analysis

Report Date: August 11, 2023

Company : Santee Cooper
Address : P.O. Box 2946101
OCO3
Moncks Corner, South Carolina 29461
Contact: Ms. Jeanette Gilmetti
Project: ABS Lab Analytical

Client Sample ID: AF68755 Project: SOOP00119
Sample ID: 629286005 Client ID: SOOP001
Matrix: GW
Collect Date: 10-JUL-23 12:59
Receive Date: 14-JUL-23
Collector: Client

Parameter	Qualifier	Result	Uncertainty	MDC	RL	Units	PF	DF	Analyst	Date	Time	Batch	Method
Rad Gas Flow Proportional Counting													
GFPC, Ra228, Liquid "As Received"													
Radium-228	U	1.17	+/-1.06	1.72	3.00	pCi/L			JE1	08/10/23	0842	2472078	1
Radium-226+Radium-228 Calculation "See Parent Products"													
Radium-226+228 Sum		2.19	+/-1.17			pCi/L		1	NXL1	08/11/23	1032	2460567	2
Rad Radium-226													
Lucas Cell, Ra226, Liquid "As Received"													
Radium-226		1.03	+/-0.485	0.517	1.00	pCi/L			LXP1	08/11/23	0849	2460555	3

The following Analytical Methods were performed:

Method	Description	Analyst Comments
1	EPA 904.0/SW846 9320 Modified	
2	Calculation	
3	EPA 903.1 Modified	

Surrogate/Tracer Recovery	Test	Result	Nominal	Recovery%	Acceptable Limits
Barium-133 Tracer	GFPC, Ra228, Liquid "As Received"			69.5	(15%-125%)

Notes:

Counting Uncertainty is calculated at the 95% confidence level (1.96-sigma).

Column headers are defined as follows:

DF: Dilution Factor Lc/LC: Critical Level
DL: Detection Limit PF: Prep Factor
MDA: Minimum Detectable Activity RL: Reporting Limit
MDC: Minimum Detectable Concentration SQL: Sample Quantitation Limit

GEL LABORATORIES LLC

2040 Savage Road Charleston SC 29407 - (843) 556-8171 - www.gel.com

Certificate of Analysis

Report Date: August 11, 2023

Company : Santee Cooper
 Address : P.O. Box 2946101
 OCO3
 Moncks Corner, South Carolina 29461
 Contact: Ms. Jeanette Gilmetti
 Project: ABS Lab Analytical

Client Sample ID: AF68733	Project: SOOP00119
Sample ID: 629286006	Client ID: SOOP001
Matrix: GW	
Collect Date: 10-JUL-23 14:10	
Receive Date: 14-JUL-23	
Collector: Client	

Parameter	Qualifier	Result	Uncertainty	MDC	RL	Units	PF	DF	Analyst	Date	Time	Batch	Method
Rad Gas Flow Proportional Counting													
GFPC, Ra228, Liquid "As Received"													
Radium-228		1.80	+/-1.14	1.65	3.00	pCi/L			JE1	08/10/23	0842	2472078	1
Radium-226+Radium-228 Calculation "See Parent Products"													
Radium-226+228 Sum		3.41	+/-1.31			pCi/L		1	NXL1	08/11/23	1032	2460567	2
Rad Radium-226													
Lucas Cell, Ra226, Liquid "As Received"													
Radium-226		1.61	+/-0.663	0.592	1.00	pCi/L			LXP1	08/11/23	0849	2460555	3

The following Analytical Methods were performed:

Method	Description	Analyst Comments
1	EPA 904.0/SW846 9320 Modified	
2	Calculation	
3	EPA 903.1 Modified	

Surrogate/Tracer Recovery	Test	Result	Nominal	Recovery%	Acceptable Limits
Barium-133 Tracer	GFPC, Ra228, Liquid "As Received"			68	(15%-125%)

Notes:

Counting Uncertainty is calculated at the 95% confidence level (1.96-sigma).

Column headers are defined as follows:

DF: Dilution Factor	Lc/LC: Critical Level
DL: Detection Limit	PF: Prep Factor
MDA: Minimum Detectable Activity	RL: Reporting Limit
MDC: Minimum Detectable Concentration	SQL: Sample Quantitation Limit

GEL LABORATORIES LLC

2040 Savage Road Charleston SC 29407 - (843) 556-8171 - www.gel.com

Certificate of Analysis

Report Date: August 11, 2023

Company : Santee Cooper
Address : P.O. Box 2946101
OCO3
Moncks Corner, South Carolina 29461
Contact: Ms. Jeanette Gilmetti
Project: ABS Lab Analytical

Client Sample ID: AF68734 Project: SOOP00119
Sample ID: 629286007 Client ID: SOOP001
Matrix: GW
Collect Date: 10-JUL-23 14:15
Receive Date: 14-JUL-23
Collector: Client

Parameter	Qualifier	Result	Uncertainty	MDC	RL	Units	PF	DF	Analyst	Date	Time	Batch	Method
Rad Gas Flow Proportional Counting													
GFPC, Ra228, Liquid "As Received"													
Radium-228	U	1.00	+/-1.01	1.66	3.00	pCi/L			JE1	08/10/23	0842	2472078	1
Radium-226+Radium-228 Calculation "See Parent Products"													
Radium-226+228 Sum		2.38	+/-1.15			pCi/L		1	NXL1	08/11/23	1032	2460567	2
Rad Radium-226													
Lucas Cell, Ra226, Liquid "As Received"													
Radium-226		1.38	+/-0.544	0.546	1.00	pCi/L			LXP1	08/11/23	0849	2460555	3

The following Analytical Methods were performed:

Method	Description	Analyst Comments
1	EPA 904.0/SW846 9320 Modified	
2	Calculation	
3	EPA 903.1 Modified	

Surrogate/Tracer Recovery	Test	Result	Nominal	Recovery%	Acceptable Limits
Barium-133 Tracer	GFPC, Ra228, Liquid "As Received"			68.5	(15%-125%)

Notes:

Counting Uncertainty is calculated at the 95% confidence level (1.96-sigma).

Column headers are defined as follows:

DF: Dilution Factor Lc/LC: Critical Level
DL: Detection Limit PF: Prep Factor
MDA: Minimum Detectable Activity RL: Reporting Limit
MDC: Minimum Detectable Concentration SQL: Sample Quantitation Limit

GEL LABORATORIES LLC

2040 Savage Road Charleston SC 29407 - (843) 556-8171 - www.gel.com

Certificate of Analysis

Report Date: August 11, 2023

Company : Santee Cooper
 Address : P.O. Box 2946101
 OCO3
 Moncks Corner, South Carolina 29461
 Contact: Ms. Jeanette Gilmetti
 Project: ABS Lab Analytical

Client Sample ID: AF68740	Project: SOOP00119
Sample ID: 629286008	Client ID: SOOP001
Matrix: GW	
Collect Date: 12-JUL-23 11:01	
Receive Date: 14-JUL-23	
Collector: Client	

Parameter	Qualifier	Result	Uncertainty	MDC	RL	Units	PF	DF	Analyst	Date	Time Batch	Method
Rad Gas Flow Proportional Counting												
GFPC, Ra228, Liquid "As Received"												
Radium-228	U	0.589	+/-1.25	2.22	3.00	pCi/L			JE1	08/10/23	0842 2472078	1
Radium-226+Radium-228 Calculation "See Parent Products"												
Radium-226+228 Sum		2.99	+/-1.40			pCi/L		1	NXL1	08/11/23	1032 2460567	2
Rad Radium-226												
Lucas Cell, Ra226, Liquid "As Received"												
Radium-226		2.40	+/-0.623	0.312	1.00	pCi/L			LXP1	08/11/23	0849 2460555	3

The following Analytical Methods were performed:

Method	Description	Analyst Comments
1	EPA 904.0/SW846 9320 Modified	
2	Calculation	
3	EPA 903.1 Modified	

Surrogate/Tracer Recovery	Test	Result	Nominal	Recovery%	Acceptable Limits
Barium-133 Tracer	GFPC, Ra228, Liquid "As Received"			64.8	(15%-125%)

Notes:

Counting Uncertainty is calculated at the 95% confidence level (1.96-sigma).

Column headers are defined as follows:

DF: Dilution Factor	Lc/LC: Critical Level
DL: Detection Limit	PF: Prep Factor
MDA: Minimum Detectable Activity	RL: Reporting Limit
MDC: Minimum Detectable Concentration	SQL: Sample Quantitation Limit

GEL LABORATORIES LLC

2040 Savage Road Charleston SC 29407 - (843) 556-8171 - www.gel.com

Certificate of Analysis

Report Date: August 11, 2023

Company : Santee Cooper
 Address : P.O. Box 2946101
 OCO3
 Moncks Corner, South Carolina 29461
 Contact: Ms. Jeanette Gilmetti
 Project: ABS Lab Analytical

Client Sample ID: AF68743	Project: SOOP00119
Sample ID: 629286009	Client ID: SOOP001
Matrix: GW	
Collect Date: 12-JUL-23 13:23	
Receive Date: 14-JUL-23	
Collector: Client	

Parameter	Qualifier	Result	Uncertainty	MDC	RL	Units	PF	DF	Analyst	Date	Time	Batch	Method
Rad Gas Flow Proportional Counting													
GFPC, Ra228, Liquid "As Received"													
Radium-228	U	0.685	+/-1.18	2.05	3.00	pCi/L			JE1	08/10/23	0842	2472078	1
Radium-226+Radium-228 Calculation "See Parent Products"													
Radium-226+228 Sum		3.51	+/-1.39			pCi/L		1	NXL1	08/11/23	1032	2460567	2
Rad Radium-226													
Lucas Cell, Ra226, Liquid "As Received"													
Radium-226		2.82	+/-0.733	0.542	1.00	pCi/L			LXP1	08/11/23	0849	2460555	3

The following Analytical Methods were performed:

Method	Description	Analyst Comments
1	EPA 904.0/SW846 9320 Modified	
2	Calculation	
3	EPA 903.1 Modified	

Surrogate/Tracer	Recovery	Test	Result	Nominal	Recovery%	Acceptable Limits
Barium-133 Tracer		GFPC, Ra228, Liquid "As Received"			72.2	(15%-125%)

Notes:
 Counting Uncertainty is calculated at the 95% confidence level (1.96-sigma).

Column headers are defined as follows:

DF: Dilution Factor	Lc/LC: Critical Level
DL: Detection Limit	PF: Prep Factor
MDA: Minimum Detectable Activity	RL: Reporting Limit
MDC: Minimum Detectable Concentration	SQL: Sample Quantitation Limit

GEL LABORATORIES LLC

2040 Savage Road Charleston SC 29407 - (843) 556-8171 - www.gel.com

Certificate of Analysis

Report Date: August 11, 2023

Company : Santee Cooper
Address : P.O. Box 2946101
OCO3
Moncks Corner, South Carolina 29461
Contact: Ms. Jeanette Gilmetti
Project: ABS Lab Analytical

Client Sample ID: AF68744 Project: SOOP00119
Sample ID: 629286010 Client ID: SOOP001
Matrix: GW
Collect Date: 12-JUL-23 13:28
Receive Date: 14-JUL-23
Collector: Client

Parameter	Qualifier	Result	Uncertainty	MDC	RL	Units	PF	DF	Analyst	Date	Time	Batch	Method
Rad Gas Flow Proportional Counting													
GFPC, Ra228, Liquid "As Received"													
Radium-228	U	0.0630	+/-0.807	1.56	3.00	pCi/L			JE1	08/10/23	0842	2472078	1
Radium-226+Radium-228 Calculation "See Parent Products"													
Radium-226+228 Sum		1.35	+/-0.976			pCi/L		1	NXL1	08/11/23	1032	2460567	2
Rad Radium-226													
Lucas Cell, Ra226, Liquid "As Received"													
Radium-226		1.29	+/-0.549	0.548	1.00	pCi/L			LXP1	08/11/23	0849	2460555	3

The following Analytical Methods were performed:

Method	Description	Analyst Comments
1	EPA 904.0/SW846 9320 Modified	
2	Calculation	
3	EPA 903.1 Modified	

Surrogate/Tracer Recovery	Test	Result	Nominal	Recovery%	Acceptable Limits
Barium-133 Tracer	GFPC, Ra228, Liquid "As Received"			69.1	(15%-125%)

Notes:

Counting Uncertainty is calculated at the 95% confidence level (1.96-sigma).

Column headers are defined as follows:

DF: Dilution Factor Lc/LC: Critical Level
DL: Detection Limit PF: Prep Factor
MDA: Minimum Detectable Activity RL: Reporting Limit
MDC: Minimum Detectable Concentration SQL: Sample Quantitation Limit

GEL LABORATORIES LLC

2040 Savage Road Charleston SC 29407 - (843) 556-8171 - www.gel.com

Certificate of Analysis

Report Date: August 11, 2023

Company : Santee Cooper
 Address : P.O. Box 2946101
 OCO3
 Moncks Corner, South Carolina 29461
 Contact: Ms. Jeanette Gilmetti
 Project: ABS Lab Analytical

Client Sample ID: AF68738	Project: SOOP00119
Sample ID: 629286011	Client ID: SOOP001
Matrix: GW	
Collect Date: 12-JUL-23 12:28	
Receive Date: 14-JUL-23	
Collector: Client	

Parameter	Qualifier	Result	Uncertainty	MDC	RL	Units	PF	DF	Analyst	Date	Time	Batch	Method
Rad Gas Flow Proportional Counting													
GFPC, Ra228, Liquid "As Received"													
Radium-228	U	0.925	+/-1.25	2.13	3.00	pCi/L			JE1	08/10/23	0842	2472078	1
Radium-226+Radium-228 Calculation "See Parent Products"													
Radium-226+228 Sum		1.75	+/-1.34			pCi/L		1	NXL1	08/11/23	1032	2460567	2
Rad Radium-226													
Lucas Cell, Ra226, Liquid "As Received"													
Radium-226		0.823	+/-0.494	0.633	1.00	pCi/L			LXP1	08/11/23	0921	2460555	3

The following Analytical Methods were performed:

Method	Description	Analyst Comments
1	EPA 904.0/SW846 9320 Modified	
2	Calculation	
3	EPA 903.1 Modified	

Surrogate/Tracer	Recovery	Test	Result	Nominal	Recovery%	Acceptable Limits
Barium-133 Tracer		GFPC, Ra228, Liquid "As Received"			69.2	(15%-125%)

Notes:
 Counting Uncertainty is calculated at the 95% confidence level (1.96-sigma).

Column headers are defined as follows:

DF: Dilution Factor	Lc/LC: Critical Level
DL: Detection Limit	PF: Prep Factor
MDA: Minimum Detectable Activity	RL: Reporting Limit
MDC: Minimum Detectable Concentration	SQL: Sample Quantitation Limit

GEL LABORATORIES LLC

2040 Savage Road Charleston SC 29407 - (843) 556-8171 - www.gel.com

Certificate of Analysis

Report Date: August 11, 2023

Company : Santee Cooper
Address : P.O. Box 2946101
OCO3
Moncks Corner, South Carolina 29461
Contact: Ms. Jeanette Gilmetti
Project: ABS Lab Analytical

Client Sample ID: AF68732 Project: SOOP00119
Sample ID: 629286012 Client ID: SOOP001
Matrix: GW
Collect Date: 12-JUL-23 14:32
Receive Date: 14-JUL-23
Collector: Client

Parameter	Qualifier	Result	Uncertainty	MDC	RL	Units	PF	DF	Analyst	Date	Time	Batch	Method
Rad Gas Flow Proportional Counting													
GFPC, Ra228, Liquid "As Received"													
Radium-228	U	1.24	+/-1.50	2.54	3.00	pCi/L			JE1	08/10/23	1038	2472078	1
Radium-226+Radium-228 Calculation "See Parent Products"													
Radium-226+228 Sum		3.96	+/-1.68			pCi/L		1	NXL1	08/11/23	1032	2460567	2
Rad Radium-226													
Lucas Cell, Ra226, Liquid "As Received"													
Radium-226		2.72	+/-0.746	0.393	1.00	pCi/L			LXP1	08/11/23	0921	2460555	3

The following Analytical Methods were performed:

Method	Description	Analyst Comments
1	EPA 904.0/SW846 9320 Modified	
2	Calculation	
3	EPA 903.1 Modified	

Surrogate/Tracer Recovery	Test	Result	Nominal	Recovery%	Acceptable Limits
Barium-133 Tracer	GFPC, Ra228, Liquid "As Received"			71.1	(15%-125%)

Notes:

Counting Uncertainty is calculated at the 95% confidence level (1.96-sigma).

Column headers are defined as follows:

DF: Dilution Factor Lc/LC: Critical Level
DL: Detection Limit PF: Prep Factor
MDA: Minimum Detectable Activity RL: Reporting Limit
MDC: Minimum Detectable Concentration SQL: Sample Quantitation Limit

GEL LABORATORIES LLC

2040 Savage Road Charleston SC 29407 - (843) 556-8171 - www.gel.com

Certificate of Analysis

Report Date: August 11, 2023

Company : Santee Cooper
 Address : P.O. Box 2946101
 OCO3
 Moncks Corner, South Carolina 29461
 Contact: Ms. Jeanette Gilmetti
 Project: ABS Lab Analytical

Client Sample ID: AF68741	Project: SOOP00119
Sample ID: 629286013	Client ID: SOOP001
Matrix: GW	
Collect Date: 11-JUL-23 12:51	
Receive Date: 14-JUL-23	
Collector: Client	

Parameter	Qualifier	Result	Uncertainty	MDC	RL	Units	PF	DF	Analyst	Date	Time	Batch	Method
Rad Gas Flow Proportional Counting													
GFPC, Ra228, Liquid "As Received"													
Radium-228	U	0.845	+/-0.937	1.56	3.00	pCi/L			JE1	08/10/23	0843	2472078	1
Radium-226+Radium-228 Calculation "See Parent Products"													
Radium-226+228 Sum		1.64	+/-1.02			pCi/L		1	NXL1	08/11/23	1032	2460567	2
Rad Radium-226													
Lucas Cell, Ra226, Liquid "As Received"													
Radium-226		0.794	+/-0.405	0.422	1.00	pCi/L			LXP1	08/11/23	0921	2460555	3

The following Analytical Methods were performed:

Method	Description	Analyst Comments
1	EPA 904.0/SW846 9320 Modified	
2	Calculation	
3	EPA 903.1 Modified	

Surrogate/Tracer	Recovery	Test	Result	Nominal	Recovery%	Acceptable Limits
Barium-133 Tracer		GFPC, Ra228, Liquid "As Received"			63.5	(15%-125%)

Notes:

Counting Uncertainty is calculated at the 95% confidence level (1.96-sigma).

Column headers are defined as follows:

- | | |
|---------------------------------------|--------------------------------|
| DF: Dilution Factor | Lc/LC: Critical Level |
| DL: Detection Limit | PF: Prep Factor |
| MDA: Minimum Detectable Activity | RL: Reporting Limit |
| MDC: Minimum Detectable Concentration | SQL: Sample Quantitation Limit |

GEL LABORATORIES LLC

2040 Savage Road Charleston SC 29407 - (843) 556-8171 - www.gel.com

Certificate of Analysis

Report Date: August 11, 2023

Company : Santee Cooper
Address : P.O. Box 2946101
OCO3
Moncks Corner, South Carolina 29461
Contact: Ms. Jeanette Gilmetti
Project: ABS Lab Analytical

Client Sample ID: AF68745 Project: SOOP00119
Sample ID: 629286014 Client ID: SOOP001
Matrix: GW
Collect Date: 11-JUL-23 15:21
Receive Date: 14-JUL-23
Collector: Client

Parameter	Qualifier	Result	Uncertainty	MDC	RL	Units	PF	DF	Analyst	Date	Time	Batch	Method
Rad Gas Flow Proportional Counting													
GFPC, Ra228, Liquid "As Received"													
Radium-228	U	0.768	+/-0.851	1.42	3.00	pCi/L			JE1	08/10/23	0843	2472078	1
Radium-226+Radium-228 Calculation "See Parent Products"													
Radium-226+228 Sum		1.41	+/-0.959			pCi/L		1	NXL1	08/11/23	1032	2460567	2
Rad Radium-226													
Lucas Cell, Ra226, Liquid "As Received"													
Radium-226		0.638	+/-0.442	0.588	1.00	pCi/L			LXP1	08/11/23	0921	2460555	3

The following Analytical Methods were performed:

Method	Description	Analyst Comments
1	EPA 904.0/SW846 9320 Modified	
2	Calculation	
3	EPA 903.1 Modified	

Surrogate/Tracer	Recovery	Test	Result	Nominal	Recovery%	Acceptable Limits
Barium-133 Tracer		GFPC, Ra228, Liquid "As Received"			72.8	(15%-125%)

Notes:

Counting Uncertainty is calculated at the 95% confidence level (1.96-sigma).

Column headers are defined as follows:

DF: Dilution Factor Lc/LC: Critical Level
DL: Detection Limit PF: Prep Factor
MDA: Minimum Detectable Activity RL: Reporting Limit
MDC: Minimum Detectable Concentration SQL: Sample Quantitation Limit

GEL LABORATORIES LLC

2040 Savage Road Charleston, SC 29407 - (843) 556-8171 - www.gel.com

QC Summary

Report Date: August 11, 2023

Page 1 of 2

Santee Cooper
P.O. Box 2946101
OCO3
Moncks Corner, South Carolina
Ms. Jeanette Gilmetti

Contact:
Workorder: 629286

Parmname	NOM	Sample	Qual	QC	Units	RPD%	REC%	Range	Anlst	Date	Time
Rad Gas Flow											
Batch	2472078										
QC1205480715	629286001	DUP									
Radium-228		3.22		1.58	pCi/L	68.4		(0% - 100%)	JE1	08/10/23	08:43
		Uncertainty	+/-1.48	+/-1.02							
QC1205480716	LCS										
Radium-228		80.5		89.3	pCi/L		111	(75%-125%)		08/10/23	08:43
		Uncertainty		+/-5.27							
QC1205480714	MB										
Radium-228			U	0.162	pCi/L					08/10/23	08:43
		Uncertainty		+/-0.894							
Rad Ra-226											
Batch	2460555										
QC1205460757	629286001	DUP									
Radium-226		2.72		1.82	pCi/L	39.5*		(0%-20%)	LXP1	08/11/23	09:21
		Uncertainty	+/-0.749	+/-0.601							
QC1205460759	LCS										
Radium-226		26.3		28.2	pCi/L		107	(75%-125%)		08/11/23	09:21
		Uncertainty		+/-2.27							
QC1205460756	MB										
Radium-226			U	0.261	pCi/L					08/11/23	09:21
		Uncertainty		+/-0.295							
QC1205460758	629286001	MS									
Radium-226		131	2.72	126	pCi/L		93.9	(75%-125%)		08/11/23	09:21
		Uncertainty	+/-0.749	+/-10.6							

- Notes:**
- Counting Uncertainty is calculated at the 95% confidence level (1.96-sigma).
 - The Qualifiers in this report are defined as follows:
 - U Analyte was analyzed for, but not detected above the MDL, MDA, MDC or LOD.
 - J Value is estimated
 - X Consult Case Narrative, Data Summary package, or Project Manager concerning this qualifier
 - H Analytical holding time was exceeded
 - < Result is less than value reported

GEL LABORATORIES LLC

2040 Savage Road Charleston, SC 29407 - (843) 556-8171 - www.gel.com

QC Summary

Workorder: 629286

Page 2 of 2

Parmname	NOM	Sample	Qual	QC	Units	RPD%	REC%	Range	Anlst	Date	Time
>											
UI											
BD											
h											
R											
^											
N/A											
ND											
M											
NJ											
FA											
UJ											
Q											
K											
UL											
L											
NI											
Y											
**											
M											
J											

N/A indicates that spike recovery limits do not apply when sample concentration exceeds spike conc. by a factor of 4 or more or %RPD not applicable.

^ The Relative Percent Difference (RPD) obtained from the sample duplicate (DUP) is evaluated against the acceptance criteria when the sample is greater than five times (5X) the contract required detection limit (RL). In cases where either the sample or duplicate value is less than 5X the RL, a control limit of +/- the RL is used to evaluate the DUP result.

* Indicates that a Quality Control parameter was not within specifications.

For PS, PSD, and SDILT results, the values listed are the measured amounts, not final concentrations.

Where the analytical method has been performed under NELAP certification, the analysis has met all of the requirements of the NELAC standard unless qualified on the QC Summary.

**Radiochemistry
Technical Case Narrative
Santee Cooper
SDG #: 629286**

Product: GFPC, Ra228, Liquid

Analytical Method: EPA 904.0/SW846 9320 Modified

Analytical Procedure: GL-RAD-A-063 REV# 5

Analytical Batch: 2472078

The following samples were analyzed using the above methods and analytical procedure(s).

<u>GEL Sample ID#</u>	<u>Client Sample Identification</u>
629286001	AF68757
629286002	AF68749
629286003	AF68751
629286004	AF68750
629286005	AF68755
629286006	AF68733
629286007	AF68734
629286008	AF68740
629286009	AF68743
629286010	AF68744
629286011	AF68738
629286012	AF68732
629286013	AF68741
629286014	AF68745
1205480714	Method Blank (MB)
1205480715	629286001(AF68757) Sample Duplicate (DUP)
1205480716	Laboratory Control Sample (LCS)

The samples in this SDG were analyzed on an "as received" basis.

Data Summary:

All sample data provided in this report met the acceptance criteria specified in the analytical methods and procedures for initial calibration, continuing calibration, instrument controls and process controls where applicable, with the following exceptions.

Preparation Information

Homogenous Matrix

Samples 629286004 (AF68750), 629286006 (AF68733), 629286007 (AF68734), 629286011 (AF68738) and 629286012 (AF68732) were non-homogenous matrix. sample 12 is brown the others are a light yellow 629286004 (AF68750), 629286006 (AF68733), 629286007 (AF68734), 629286011 (AF68738) and 629286012 (AF68732).

Technical Information

Sample Re-prep/Re-analysis

Samples were re-prepped due to high blank activity. The re-analysis is being reported.

Recounts

Samples were re-eluted and recounted to verify sample results. The recounts are reported.

Product: Lucas Cell, Ra226, Liquid

Analytical Method: EPA 903.1 Modified

Analytical Procedure: GL-RAD-A-008 REV# 15

Analytical Batch: 2460555

The following samples were analyzed using the above methods and analytical procedure(s).

<u>GEL Sample ID#</u>	<u>Client Sample Identification</u>
629286001	AF68757
629286002	AF68749
629286003	AF68751
629286004	AF68750
629286005	AF68755
629286006	AF68733
629286007	AF68734
629286008	AF68740
629286009	AF68743
629286010	AF68744
629286011	AF68738
629286012	AF68732
629286013	AF68741
629286014	AF68745
1205460756	Method Blank (MB)
1205460757	629286001(AF68757) Sample Duplicate (DUP)
1205460758	629286001(AF68757) Matrix Spike (MS)
1205460759	Laboratory Control Sample (LCS)

The samples in this SDG were analyzed on an "as received" basis.

Data Summary:

All sample data provided in this report met the acceptance criteria specified in the analytical methods and procedures for initial calibration, continuing calibration, instrument controls and process controls where applicable, with the following exceptions.

Quality Control (QC) Information

Duplication Criteria between QC Sample and Duplicate Sample

The Sample and the Duplicate, (See Below), did not meet the relative percent difference requirement; however, they do meet the relative error ratio requirement with the value listed below.

Sample	Analyte	Value
1205460757 (AF68757DUP)	Radium-226	RPD 39.5* (0.00%-20.00%) RER 1.5 (0-3)

Miscellaneous Information

Additional Comments

The matrix spike, 1205460758 (AF68757MS), aliquot was reduced to conserve sample volume.

Certification Statement

Where the analytical method has been performed under NELAP certification, the analysis has met all of the requirements of the NELAC standard unless otherwise noted in the analytical case narrative.

Chain of Custody

629286



Customer Email/Report Recipient: LCWILLIA@santecooper.com Date Results Needed by: Project/Task/Unit #: 125915 / JM02.08.G01.1 / 36500 Rerun request for any flagged QC: Yes No

Analysis Group

Labworks ID # (Internal use only)	Sample Location/ Description	Collection Date	Collection Time	Sample Collector	Total # of containers	Bottle type: (Glass-G/Plastic-P)	Grab (G) or Composite (C)	Matrix(see below)	Preservative (see below)	Comments • Method # • Reporting limit • Misc. sample info • Any other notes	RAD 226	RAD 228	TOTAL RAD CALC
AF68757	WLF-A2-2	7/11/23	0951	WJK ML	2	P	G	GW	2		1	1	X
AF68749	WBW-A1-1	↓	1052										
AF68751	WLF-A1-2	7/10/23	1000										
AF68750	WLF-A1-1		1118										
AF68755	WLF-A1-5		1259										
AF68733	WAP-17		1410										
AF68734	WAP-17 DUP		1415										

Relinquished by:	Employee#	Date	Time	Received by:	Employee #	Date	Time
<i>SJBrown</i>	35594	7/14/23	0859	<i>[Signature]</i>	GEL	7/14/23	0859
<i>[Signature]</i>	GEL	7/14/23	1455	<i>[Signature]</i>	GEL	7/14/23	1455

Sample Receiving (Internal Use Only)
TEMP (°C): _____ Initial: _____
Correct pH: Yes No
Preservative Lot#: _____
Date/Time/Init for preservative: _____

<input type="checkbox"/> METALS (all) <input type="checkbox"/> Ag <input type="checkbox"/> Cu <input type="checkbox"/> Sb <input type="checkbox"/> Al <input type="checkbox"/> Fe <input type="checkbox"/> Se <input type="checkbox"/> As <input type="checkbox"/> K <input type="checkbox"/> Sn <input type="checkbox"/> B <input type="checkbox"/> Li <input type="checkbox"/> Sr <input type="checkbox"/> Ba <input type="checkbox"/> Mg <input type="checkbox"/> Ti <input type="checkbox"/> Be <input type="checkbox"/> Mn <input type="checkbox"/> Tl <input type="checkbox"/> Ca <input type="checkbox"/> Mo <input type="checkbox"/> V <input type="checkbox"/> Cd <input type="checkbox"/> Na <input type="checkbox"/> Zn <input type="checkbox"/> Co <input type="checkbox"/> Ni <input type="checkbox"/> Hg <input type="checkbox"/> Cr <input type="checkbox"/> Pb <input type="checkbox"/> CrVI	Nutrients <input type="checkbox"/> TOC <input type="checkbox"/> DOC <input type="checkbox"/> TP/TPO4 <input type="checkbox"/> NH3-N <input type="checkbox"/> F <input type="checkbox"/> Cl <input type="checkbox"/> NO2 <input type="checkbox"/> Br <input type="checkbox"/> NO3 <input type="checkbox"/> SO4	MISC. <input type="checkbox"/> BTEX <input type="checkbox"/> Naphthalene <input type="checkbox"/> THM/HAA <input type="checkbox"/> VOC <input type="checkbox"/> Oil & Grease <input type="checkbox"/> E. Coli <input type="checkbox"/> Total Coliform <input type="checkbox"/> pH <input type="checkbox"/> Dissolved As <input type="checkbox"/> Dissolved Fe <input type="checkbox"/> Rad 226 <input type="checkbox"/> Rad 228 <input type="checkbox"/> PCB	Gypsum <input type="checkbox"/> Wallboard Gypsum(all below) <input type="checkbox"/> AIM <input type="checkbox"/> TOC <input type="checkbox"/> Total metals <input type="checkbox"/> Soluble Metals <input type="checkbox"/> Purity (CaSO4) <input type="checkbox"/> % Moisture <input type="checkbox"/> Sulfites <input type="checkbox"/> pH <input type="checkbox"/> Chlorides <input type="checkbox"/> Particle Size <input type="checkbox"/> Sulfur	Coal <input type="checkbox"/> Ultimate <input type="checkbox"/> % Moisture <input type="checkbox"/> Ash <input type="checkbox"/> Sulfur <input type="checkbox"/> BTUs <input type="checkbox"/> Volatile Matter <input type="checkbox"/> CHN Other Tests: <input type="checkbox"/> XRF Scan <input type="checkbox"/> HGI <input type="checkbox"/> Fineness <input type="checkbox"/> Particulate Matter	Flyash <input type="checkbox"/> Ammonia <input type="checkbox"/> LOI <input type="checkbox"/> % Carbon <input type="checkbox"/> Mineral Analysis <input type="checkbox"/> Sieve <input type="checkbox"/> % Moisture NPDES <input type="checkbox"/> Oil & Grease <input type="checkbox"/> As <input type="checkbox"/> TSS	Oil <input type="checkbox"/> Trans. Oil Qual. <input type="checkbox"/> %Moisture <input type="checkbox"/> Color <input type="checkbox"/> Acidity <input type="checkbox"/> Dielectric Strength <input type="checkbox"/> IFT <input type="checkbox"/> Dissolved Gases <input type="checkbox"/> Used Oil <input type="checkbox"/> Flashpoint <input type="checkbox"/> Metals in oil (As,Cd,Cr,Ni,Pb Hg) <input type="checkbox"/> TX <input type="checkbox"/> GOFER
--	--	--	--	---	--	--

Matrix codes: GW-groundwater, DW-drinking water, SW-surface water, WW-waste water, BW-boiler water, L-limestone, Oil-oil, S-Soil, SL-solid, C-coal, G-gypsum, FA-flyash, BA-bottom ash, M-misc (describe in comment section)



Chain of Custody

Customer Email/Report Recipient: LCWILLIA@santecooper.com Date Results Needed by: Project/Task/Unit #: 125915 / JM02.09. G01.1 / 36500 Rerun request for any flagged QC: Yes No

Analysis Group

Labworks ID # (Internal use only)	Sample Location/ Description	Collection Date	Collection Time	Sample Collector	Total # of containers	Bottle type: (Glass- G/Plastic-P)	Grab (G) or Composite (C)	Matrix(see below)	Preservative (see below)	Comments • Method # • Reporting limit • Misc. sample info • Any other notes	RAD 226	RAD 228	TOTAL RAD CALC.
AF68740	WAP-23	7/12/23	1101	WJK ML	2	P	G	GW	2		1	1	X
AF68743	WAP-26		1323										
AF68744	WAP-26 DUP		1328										
AF68738	WAP-21		1228										
AF68732	WAP-16		1432										
AF68741	WAP-24	7/11/23	1251										
AF68745	WAP-27		1521										

Relinquished by:	Employee#	Date	Time	Received by:	Employee #	Date	Time
<i>SJBrown</i>	35594	7/14/23	0859	<i>[Signature]</i>	GEL	7/14/23	0859
<i>[Signature]</i>	GEL	7.14.23	1455	<i>[Signature]</i>	GEL	7/14/23	1925

Sample Receiving (Internal Use Only)
TEMP (°C): _____ Initial: _____
Correct pH: Yes No
Preservative Lot#: _____
Date/Time/Init for preservative: _____

<input type="checkbox"/> METALS (all) <input type="checkbox"/> Ag <input type="checkbox"/> Cu <input type="checkbox"/> Sb <input type="checkbox"/> Al <input type="checkbox"/> Fe <input type="checkbox"/> Se <input type="checkbox"/> As <input type="checkbox"/> K <input type="checkbox"/> Sn <input type="checkbox"/> B <input type="checkbox"/> Li <input type="checkbox"/> Sr <input type="checkbox"/> Ba <input type="checkbox"/> Mg <input type="checkbox"/> Ti <input type="checkbox"/> Be <input type="checkbox"/> Mn <input type="checkbox"/> Tl <input type="checkbox"/> Ca <input type="checkbox"/> Mo <input type="checkbox"/> V <input type="checkbox"/> Cd <input type="checkbox"/> Na <input type="checkbox"/> Zn <input type="checkbox"/> Co <input type="checkbox"/> Ni <input type="checkbox"/> Hg <input type="checkbox"/> Cr <input type="checkbox"/> Pb <input type="checkbox"/> CrVI	Nutrients <input type="checkbox"/> TOC <input type="checkbox"/> DOC <input type="checkbox"/> TP/TPO4 <input type="checkbox"/> NH3-N <input type="checkbox"/> F <input type="checkbox"/> Cl <input type="checkbox"/> NO2 <input type="checkbox"/> Br <input type="checkbox"/> NO3 <input type="checkbox"/> SO4	MISC. <input type="checkbox"/> BTEX <input type="checkbox"/> Naphthalene <input type="checkbox"/> THM/HAA <input type="checkbox"/> VOC <input type="checkbox"/> Oil & Grease <input type="checkbox"/> E. Coli <input type="checkbox"/> Total Coliform <input type="checkbox"/> pH <input type="checkbox"/> Dissolved As <input type="checkbox"/> Dissolved Fe <input type="checkbox"/> Rad 226 <input type="checkbox"/> Rad 228 <input type="checkbox"/> PCB	Gypsum <input type="checkbox"/> Wallboard Gypsum(all below) <input type="checkbox"/> AIM <input type="checkbox"/> TOC <input type="checkbox"/> Total metals <input type="checkbox"/> Soluble Metals <input type="checkbox"/> Purity (CaSO4) <input type="checkbox"/> % Moisture <input type="checkbox"/> Sulfites <input type="checkbox"/> pH <input type="checkbox"/> Chlorides <input type="checkbox"/> Particle Size <input type="checkbox"/> Sulfur	Coal <input type="checkbox"/> Ultimate <input type="checkbox"/> % Moisture <input type="checkbox"/> Ash <input type="checkbox"/> Sulfur <input type="checkbox"/> BTUs <input type="checkbox"/> Volatile Matter <input type="checkbox"/> CHN Other Tests: <input type="checkbox"/> XRF Scan <input type="checkbox"/> HGI <input type="checkbox"/> Fineness <input type="checkbox"/> Particulate Matter	Flyash <input type="checkbox"/> Ammonia <input type="checkbox"/> LOI <input type="checkbox"/> % Carbon <input type="checkbox"/> Mineral Analysis <input type="checkbox"/> Sieve <input type="checkbox"/> % Moisture NPDES <input type="checkbox"/> Oil & Grease <input type="checkbox"/> As <input type="checkbox"/> TSS	Oil <input type="checkbox"/> Trans. Oil Qual. <input type="checkbox"/> %Moisture <input type="checkbox"/> Color <input type="checkbox"/> Acidity <input type="checkbox"/> Dielectric Strength <input type="checkbox"/> IFT <input type="checkbox"/> Dissolved Gases <input checked="" type="checkbox"/> Used Oil <input type="checkbox"/> Flashpoint <input type="checkbox"/> Metals in oil (As, Cd, Cr, Ni, Pb, Hg) <input type="checkbox"/> TX <input type="checkbox"/> GOFER
--	--	--	--	---	--	--

Matrix codes: GW-groundwater, DW-drinking water, SW-surface water, WW-waste water, BW-boiler water, L-limestone, Oil-oil, S-Soil, SL-solid, C-coal, G-gypsum, FA-flyash, BA-bottom ash, M-misc (describe in comment section)

SAMPLE RECEIPT & REVIEW FORM

Client: <u>SOOP</u>	SDG/AR/COC/Work Order: <u>629286</u>
Received By: <u>QG</u>	Date Received: <u>7/14/23</u>
Carrier and Tracking Number	Circle Applicable: <input type="checkbox"/> FedEx Express <input type="checkbox"/> FedEx Ground <input type="checkbox"/> UPS <input type="checkbox"/> Field Services <input checked="" type="checkbox"/> Courier <input type="checkbox"/> Other <u>nls</u>

Suspected Hazard Information	Yes <input type="checkbox"/> No <input checked="" type="checkbox"/>	*If Net Counts > 100cpm on samples not marked "radioactive", contact the Radiation Safety Group for further investigation.
A) Shipped as a DOT Hazardous?	<input checked="" type="checkbox"/>	Hazard Class Shipped: _____ UN#: _____ If UN2910, Is the Radioactive Shipment Survey Compliant? Yes ___ No ___
B) Did the client designate the samples are to be received as radioactive?	<input checked="" type="checkbox"/>	COC notation or radioactive stickers on containers equal client designation.
C) Did the RSO classify the samples as radioactive?	<input checked="" type="checkbox"/>	Maximum Net Counts Observed* (Observed Counts - Area Background Counts): <u>50</u> CPM / mR/Hr Classified as: Rad 1 Rad 2 Rad 3
D) Did the client designate samples are hazardous?	<input checked="" type="checkbox"/>	COC notation or hazard labels on containers equal client designation.
E) Did the RSO identify possible hazards?	<input checked="" type="checkbox"/>	If D or E is yes, select Hazards below. PCB's Flammable Foreign Soil RCRA Asbestos Beryllium Other: _____

Sample Receipt Criteria	Yes	NA	No	Comments/Qualifiers (Required for Non-Conforming Items)
1 Shipping containers received intact and sealed?	<input checked="" type="checkbox"/>	<input checked="" type="checkbox"/>	<input checked="" type="checkbox"/>	Circle Applicable: Seals broken Damaged container Leaking container Other (describe)
2 Chain of custody documents included with shipment?	<input checked="" type="checkbox"/>	<input checked="" type="checkbox"/>	<input checked="" type="checkbox"/>	Circle Applicable: Client contacted and provided COC COC created upon receipt
3 Samples requiring cold preservation within (0 ≤ deg. C)?*	<input checked="" type="checkbox"/>	<input checked="" type="checkbox"/>	<input checked="" type="checkbox"/>	Preservation Method: <u>Wet Ice</u> Ice Packs Dry ice None Other: *all temperatures are recorded in Celsius TEMP: <u>3 °C</u>
4 Daily check performed and passed on IR temperature gun?	<input checked="" type="checkbox"/>	<input checked="" type="checkbox"/>	<input checked="" type="checkbox"/>	Temperature Device Serial #: <u>IR4-23</u> Secondary Temperature Device Serial # (If Applicable): _____
5 Sample containers intact and sealed?	<input checked="" type="checkbox"/>	<input checked="" type="checkbox"/>	<input checked="" type="checkbox"/>	Circle Applicable: Seals broken Damaged container Leaking container Other (describe)
6 Samples requiring chemical preservation at proper pH?	<input checked="" type="checkbox"/>	<input checked="" type="checkbox"/>	<input checked="" type="checkbox"/>	Sample ID's and Containers Affected: If Preservation added, Lot#: _____
7 Do any samples require Volatile Analysis?	<input checked="" type="checkbox"/>	<input checked="" type="checkbox"/>	<input checked="" type="checkbox"/>	If Yes, are Encores or Soil Kits present for solids? Yes ___ No ___ NA ___ (If yes, take to VOA Freezer) Do liquid VOA vials contain acid preservation? Yes ___ No ___ NA ___ (If unknown, select No) Are liquid VOA vials free of headspace? Yes ___ No ___ NA ___ Sample ID's and containers affected: _____
8 Samples received within holding time?	<input checked="" type="checkbox"/>	<input checked="" type="checkbox"/>	<input checked="" type="checkbox"/>	ID's and tests affected: _____
9 Sample ID's on COC match ID's on bottles?	<input checked="" type="checkbox"/>	<input checked="" type="checkbox"/>	<input checked="" type="checkbox"/>	ID's and containers affected: _____
10 Date & time on COC match date & time on bottles?	<input checked="" type="checkbox"/>	<input checked="" type="checkbox"/>	<input checked="" type="checkbox"/>	Circle Applicable: No dates on containers No times on containers COC missing info Other (describe)
11 Number of containers received match number indicated on COC?	<input checked="" type="checkbox"/>	<input checked="" type="checkbox"/>	<input checked="" type="checkbox"/>	Circle Applicable: No container count on COC Other (describe)
12 Are sample containers identifiable as GEL provided by use of GEL labels?	<input checked="" type="checkbox"/>	<input checked="" type="checkbox"/>	<input checked="" type="checkbox"/>	
13 COC form is properly signed in relinquished/received sections?	<input checked="" type="checkbox"/>	<input checked="" type="checkbox"/>	<input checked="" type="checkbox"/>	Circle Applicable: Not relinquished Other (describe)

Comments (Use Continuation Form if needed):

PM (or PMA) review: Initials CO Date 7/17/23 Page ___ of ___

List of current GEL Certifications as of 11 August 2023

State	Certification
Alabama	42200
Alaska	17-018
Alaska Drinking Water	SC00012
Arkansas	88-0651
CLIA	42D0904046
California	2940
Colorado	SC00012
Connecticut	PH-0169
DoD ELAP/ ISO17025 A2LA	2567.01
Florida NELAP	E87156
Foreign Soils Permit	P330-15-00283, P330-15-00253
Georgia	SC00012
Georgia SDWA	967
Hawaii	SC00012
Idaho	SC00012
Illinois NELAP	200029
Indiana	C-SC-01
Kansas NELAP	E-10332
Kentucky SDWA	90129
Kentucky Wastewater	90129
Louisiana Drinking Water	LA024
Louisiana NELAP	03046 (AI33904)
Maine	2019020
Maryland	270
Massachusetts	M-SC012
Massachusetts PFAS Approv	Letter
Michigan	9976
Mississippi	SC00012
Nebraska	NE-OS-26-13
Nevada	SC000122023-4
New Hampshire NELAP	2054
New Jersey NELAP	SC002
New Mexico	SC00012
New York NELAP	11501
North Carolina	233
North Carolina SDWA	45709
North Dakota	R-158
Oklahoma	2022-160
Pennsylvania NELAP	68-00485
Puerto Rico	SC00012
S. Carolina Radiochem	10120002
Sanitation Districts of L	9255651
South Carolina Chemistry	10120001
Tennessee	TN 02934
Texas NELAP	T104704235-22-20
Utah NELAP	SC000122022-37
Vermont	VT87156
Virginia NELAP	460202
Washington	C780

ANALYTICAL REPORT

PREPARED FOR

Attn: Linda Williams
South Carolina Public Service Authority
Santee Cooper
PO BOX 2946101
Moncks Corner, South Carolina 29461-2901

Generated 9/13/2023 6:37:26 PM Revision 1

JOB DESCRIPTION

125915/JM02.09.G01.1/36500

JOB NUMBER

680-239668-1

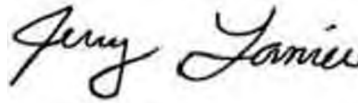
Eurofins Savannah

Job Notes

This report may not be reproduced except in full, and with written approval from the laboratory. The results relate only to the samples tested. For questions please contact the Project Manager at the e-mail address or telephone number listed on this page.

The test results in this report relate only to the samples as received by the laboratory and will meet all requirements of the methodology, with any exceptions noted. This report shall not be reproduced except in full, without the express written approval of the laboratory. All questions should be directed to the Eurofins Environment Testing Southeast, LLC Project Manager.

Authorization



Generated
9/13/2023 6:37:26 PM
Revision 1

Authorized for release by
Jerry Lanier, Project Manager I
Jerry.Lanier@et.eurofinsus.com
(912)250-0281

Table of Contents

Cover Page	1
Table of Contents	3
Case Narrative	4
Sample Summary	5
Method Summary	6
Definitions	7
Detection Summary	8
Client Sample Results	9
QC Sample Results	13
QC Association	14
Chronicle	15
Chain of Custody	16
Receipt Checklists	18
Certification Summary	19



Case Narrative

Client: South Carolina Public Service Authority
Project/Site: 125915/JM02.09.G01.1/36500

Job ID: 680-239668-1

Job ID: 680-239668-1

Laboratory: Eurofins Savannah

Narrative

**Job Narrative
680-239668-1**

REVISION

The report being provided is a revision of the original report sent on 9/1/2023. The report (revision 1) is being revised due to Client needs mercury re-run due to failing CCV..

Receipt

The samples were received on 8/30/2023 9:10 AM. Unless otherwise noted below, the samples arrived in good condition, and, where required, properly preserved and on ice. The temperature of the cooler at receipt time was 22.7°C

Metals

No additional analytical or quality issues were noted, other than those described above or in the Definitions/ Glossary page.

- 1
- 2
- 3
- 4
- 5
- 6
- 7
- 8
- 9
- 10
- 11
- 12
- 13
- 14

Sample Summary

Client: South Carolina Public Service Authority
Project/Site: 125915/JM02.09.G01.1/36500

Job ID: 680-239668-1

<u>Lab Sample ID</u>	<u>Client Sample ID</u>	<u>Matrix</u>	<u>Collected</u>	<u>Received</u>
680-239668-1	AF75783	Water	08/28/23 13:49	08/30/23 09:10
680-239668-2	AF75784	Water	08/28/23 11:09	08/30/23 09:10
680-239668-3	AF75785	Water	08/28/23 11:14	08/30/23 09:10
680-239668-4	AF75786	Water	08/28/23 12:35	08/30/23 09:10

- 1
- 2
- 3
- 4
- 5
- 6
- 7
- 8
- 9
- 10
- 11
- 12
- 13
- 14

Method Summary

Client: South Carolina Public Service Authority
Project/Site: 125915/JM02.09.G01.1/36500

Job ID: 680-239668-1

Method	Method Description	Protocol	Laboratory
7470A	Mercury (CVAA)	SW846	EET SAV
7470A	Preparation, Mercury	SW846	EET SAV

Protocol References:

SW846 = "Test Methods For Evaluating Solid Waste, Physical/Chemical Methods", Third Edition, November 1986 And Its Updates.

Laboratory References:

EET SAV = Eurofins Savannah, 5102 LaRoche Avenue, Savannah, GA 31404, TEL (912)354-7858

- 1
- 2
- 3
- 4
- 5
- 6
- 7
- 8
- 9
- 10
- 11
- 12
- 13
- 14

Definitions/Glossary

Client: South Carolina Public Service Authority
Project/Site: 125915/JM02.09.G01.1/36500

Job ID: 680-239668-1

Qualifiers

Metals

Qualifier	Qualifier Description
U	Indicates the analyte was analyzed for but not detected.

Glossary

Abbreviation	These commonly used abbreviations may or may not be present in this report.
α	Listed under the "D" column to designate that the result is reported on a dry weight basis
%R	Percent Recovery
CFL	Contains Free Liquid
CFU	Colony Forming Unit
CNF	Contains No Free Liquid
DER	Duplicate Error Ratio (normalized absolute difference)
Dil Fac	Dilution Factor
DL	Detection Limit (DoD/DOE)
DL, RA, RE, IN	Indicates a Dilution, Re-analysis, Re-extraction, or additional Initial metals/anion analysis of the sample
DLC	Decision Level Concentration (Radiochemistry)
EDL	Estimated Detection Limit (Dioxin)
LOD	Limit of Detection (DoD/DOE)
LOQ	Limit of Quantitation (DoD/DOE)
MCL	EPA recommended "Maximum Contaminant Level"
MDA	Minimum Detectable Activity (Radiochemistry)
MDC	Minimum Detectable Concentration (Radiochemistry)
MDL	Method Detection Limit
ML	Minimum Level (Dioxin)
MPN	Most Probable Number
MQL	Method Quantitation Limit
NC	Not Calculated
ND	Not Detected at the reporting limit (or MDL or EDL if shown)
NEG	Negative / Absent
POS	Positive / Present
PQL	Practical Quantitation Limit
PRES	Presumptive
QC	Quality Control
RER	Relative Error Ratio (Radiochemistry)
RL	Reporting Limit or Requested Limit (Radiochemistry)
RPD	Relative Percent Difference, a measure of the relative difference between two points
TEF	Toxicity Equivalent Factor (Dioxin)
TEQ	Toxicity Equivalent Quotient (Dioxin)
TNTC	Too Numerous To Count

Detection Summary

Client: South Carolina Public Service Authority
Project/Site: 125915/JM02.09.G01.1/36500

Job ID: 680-239668-1

Client Sample ID: AF75783

Lab Sample ID: 680-239668-1

No Detections.

Client Sample ID: AF75784

Lab Sample ID: 680-239668-2

No Detections.

Client Sample ID: AF75785

Lab Sample ID: 680-239668-3

No Detections.

Client Sample ID: AF75786

Lab Sample ID: 680-239668-4

No Detections.

- 1
- 2
- 3
- 4
- 5
- 6
- 7
- 8
- 9
- 10
- 11
- 12
- 13
- 14

This Detection Summary does not include radiochemical test results.

Eurofins Savannah

Client Sample Results

Client: South Carolina Public Service Authority
Project/Site: 125915/JM02.09.G01.1/36500

Job ID: 680-239668-1

Client Sample ID: AF75783

Lab Sample ID: 680-239668-1

Date Collected: 08/28/23 13:49

Matrix: Water

Date Received: 08/30/23 09:10

Method: SW846 7470A - Mercury (CVAA)

Analyte	Result	Qualifier	RL	MDL	Unit	D	Prepared	Analyzed	Dil Fac
Mercury	0.200	U	0.200		ug/L		09/11/23 12:16	09/12/23 12:41	1

- 1
- 2
- 3
- 4
- 5
- 6
- 7
- 8
- 9
- 10
- 11
- 12
- 13
- 14

Client Sample Results

Client: South Carolina Public Service Authority
Project/Site: 125915/JM02.09.G01.1/36500

Job ID: 680-239668-1

Client Sample ID: AF75784

Lab Sample ID: 680-239668-2

Date Collected: 08/28/23 11:09

Matrix: Water

Date Received: 08/30/23 09:10

Method: SW846 7470A - Mercury (CVAA)

Analyte	Result	Qualifier	RL	MDL	Unit	D	Prepared	Analyzed	Dil Fac
Mercury	0.200	U	0.200		ug/L		09/11/23 12:16	09/12/23 12:43	1

- 1
- 2
- 3
- 4
- 5
- 6
- 7
- 8
- 9
- 10
- 11
- 12
- 13
- 14

Client Sample Results

Client: South Carolina Public Service Authority
Project/Site: 125915/JM02.09.G01.1/36500

Job ID: 680-239668-1

Client Sample ID: AF75785

Lab Sample ID: 680-239668-3

Date Collected: 08/28/23 11:14

Matrix: Water

Date Received: 08/30/23 09:10

Method: SW846 7470A - Mercury (CVAA)

Analyte	Result	Qualifier	RL	MDL	Unit	D	Prepared	Analyzed	Dil Fac
Mercury	0.200	U	0.200		ug/L		09/11/23 12:16	09/12/23 12:44	1

- 1
- 2
- 3
- 4
- 5
- 6
- 7
- 8
- 9
- 10
- 11
- 12
- 13
- 14

Client Sample Results

Client: South Carolina Public Service Authority
Project/Site: 125915/JM02.09.G01.1/36500

Job ID: 680-239668-1

Client Sample ID: AF75786

Lab Sample ID: 680-239668-4

Date Collected: 08/28/23 12:35

Matrix: Water

Date Received: 08/30/23 09:10

Method: SW846 7470A - Mercury (CVAA)

Analyte	Result	Qualifier	RL	MDL	Unit	D	Prepared	Analyzed	Dil Fac
Mercury	0.200	U	0.200		ug/L		09/11/23 12:16	09/12/23 12:46	1

- 1
- 2
- 3
- 4
- 5
- 6
- 7
- 8
- 9
- 10
- 11
- 12
- 13
- 14

QC Sample Results

Client: South Carolina Public Service Authority
 Project/Site: 125915/JM02.09.G01.1/36500

Job ID: 680-239668-1

Method: 7470A - Mercury (CVAA)

Lab Sample ID: MB 680-797380/1-A
Matrix: Water
Analysis Batch: 797609

Client Sample ID: Method Blank
Prep Type: Total/NA
Prep Batch: 797380

Analyte	MB Result	MB Qualifier	RL	MDL	Unit	D	Prepared	Analyzed	Dil Fac
Mercury	0.200	U	0.200		ug/L		09/11/23 11:54	09/12/23 12:08	1

Lab Sample ID: LCS 680-797380/2-A
Matrix: Water
Analysis Batch: 797609

Client Sample ID: Lab Control Sample
Prep Type: Total/NA
Prep Batch: 797380

Analyte	Spike Added	LCS Result	LCS Qualifier	Unit	D	%Rec	Limits
Mercury	2.50	2.650		ug/L		106	80 - 120



QC Association Summary

Client: South Carolina Public Service Authority
Project/Site: 125915/JM02.09.G01.1/36500

Job ID: 680-239668-1

Metals

Prep Batch: 797380

Lab Sample ID	Client Sample ID	Prep Type	Matrix	Method	Prep Batch
680-239668-1	AF75783	Total/NA	Water	7470A	
680-239668-2	AF75784	Total/NA	Water	7470A	
680-239668-3	AF75785	Total/NA	Water	7470A	
680-239668-4	AF75786	Total/NA	Water	7470A	
MB 680-797380/1-A	Method Blank	Total/NA	Water	7470A	
LCS 680-797380/2-A	Lab Control Sample	Total/NA	Water	7470A	

Analysis Batch: 797609

Lab Sample ID	Client Sample ID	Prep Type	Matrix	Method	Prep Batch
680-239668-1	AF75783	Total/NA	Water	7470A	797380
680-239668-2	AF75784	Total/NA	Water	7470A	797380
680-239668-3	AF75785	Total/NA	Water	7470A	797380
680-239668-4	AF75786	Total/NA	Water	7470A	797380
MB 680-797380/1-A	Method Blank	Total/NA	Water	7470A	797380
LCS 680-797380/2-A	Lab Control Sample	Total/NA	Water	7470A	797380

Lab Chronicle

Client: South Carolina Public Service Authority
Project/Site: 125915/JM02.09.G01.1/36500

Job ID: 680-239668-1

Client Sample ID: AF75783

Lab Sample ID: 680-239668-1

Date Collected: 08/28/23 13:49

Matrix: Water

Date Received: 08/30/23 09:10

Prep Type	Batch Type	Batch Method	Run	Dilution Factor	Batch Number	Analyst	Lab	Prepared or Analyzed
Total/NA	Prep	7470A			797380	DW	EET SAV	09/11/23 12:16
Total/NA	Analysis	7470A		1	797609	DW	EET SAV	09/12/23 12:41

Client Sample ID: AF75784

Lab Sample ID: 680-239668-2

Date Collected: 08/28/23 11:09

Matrix: Water

Date Received: 08/30/23 09:10

Prep Type	Batch Type	Batch Method	Run	Dilution Factor	Batch Number	Analyst	Lab	Prepared or Analyzed
Total/NA	Prep	7470A			797380	DW	EET SAV	09/11/23 12:16
Total/NA	Analysis	7470A		1	797609	DW	EET SAV	09/12/23 12:43

Client Sample ID: AF75785

Lab Sample ID: 680-239668-3

Date Collected: 08/28/23 11:14

Matrix: Water

Date Received: 08/30/23 09:10

Prep Type	Batch Type	Batch Method	Run	Dilution Factor	Batch Number	Analyst	Lab	Prepared or Analyzed
Total/NA	Prep	7470A			797380	DW	EET SAV	09/11/23 12:16
Total/NA	Analysis	7470A		1	797609	DW	EET SAV	09/12/23 12:44

Client Sample ID: AF75786

Lab Sample ID: 680-239668-4

Date Collected: 08/28/23 12:35

Matrix: Water

Date Received: 08/30/23 09:10

Prep Type	Batch Type	Batch Method	Run	Dilution Factor	Batch Number	Analyst	Lab	Prepared or Analyzed
Total/NA	Prep	7470A			797380	DW	EET SAV	09/11/23 12:16
Total/NA	Analysis	7470A		1	797609	DW	EET SAV	09/12/23 12:46

Laboratory References:

EET SAV = Eurofins Savannah, 5102 LaRoche Avenue, Savannah, GA 31404, TEL (912)354-7858

Chain of Custody



Customer Email/Report Recipient: LINDA.WILLIAMS@santecooper.com Date Results Needed by: / / Project/Task/Unit #: 125715 / JM02.09.GB1.1 / 36500 Rerun request for any flagged QC: Yes No

Analysis Group

Labworks ID # (Internal use only)	Sample Location/ Description	Collection Date	Collection Time	Sample Collector	Total # of containers	Bottle type: (Glass- G/Plastic-P)	Grab (G) or Composite (C)	Matrix(see below)	Preservative (see below)	Comments	Hg
AF 75783	WAP-27	8/28/23	1349	EDM BSB	1	P	G	GW	2	7471 RL ≤ 0.2 or 2 µg/L	X
84	WAP-28		1109								
85	WAP-28D		1114								
86	WAP-29		1235								



Relinquished by:	Employee#	Date	Time	Received by:	Employee #	Date	Time
<i>Sjbrown</i>	35594	8/29/23	1300				

Sample Receiving (Internal Use Only)
TEMP (°C): _____ Initial: _____
Correct pH: Yes No
Preservative Lot#: _____
Date/Time/Init for preservative: _____

<input type="checkbox"/> METALS (all) <input type="checkbox"/> Ag <input type="checkbox"/> Cu <input type="checkbox"/> Sb <input type="checkbox"/> Al <input type="checkbox"/> Fe <input type="checkbox"/> Se <input type="checkbox"/> As <input type="checkbox"/> K <input type="checkbox"/> Sn <input type="checkbox"/> B <input type="checkbox"/> Li <input type="checkbox"/> Sr <input type="checkbox"/> Ba <input type="checkbox"/> Mg <input type="checkbox"/> Ti <input type="checkbox"/> Be <input type="checkbox"/> Mn <input type="checkbox"/> Tl <input type="checkbox"/> Ca <input type="checkbox"/> Mo <input type="checkbox"/> V <input type="checkbox"/> Cd <input type="checkbox"/> Na <input type="checkbox"/> Zn <input type="checkbox"/> Co <input type="checkbox"/> Ni <input checked="" type="checkbox"/> Hg <input type="checkbox"/> Cr <input type="checkbox"/> Pb <input type="checkbox"/> CrVI	<input type="checkbox"/> TOC <input type="checkbox"/> DOC <input type="checkbox"/> TP/TPO4 <input type="checkbox"/> NH3-N <input type="checkbox"/> F <input type="checkbox"/> Cl <input type="checkbox"/> NO3 <input type="checkbox"/> NO2 <input type="checkbox"/> SO4	MISC. <input type="checkbox"/> BTEX <input type="checkbox"/> Naphthalene <input type="checkbox"/> THM/HAA <input type="checkbox"/> VOC <input type="checkbox"/> Oil & Grease <input type="checkbox"/> E. Coli <input type="checkbox"/> Total Coliform <input type="checkbox"/> pH <input type="checkbox"/> Dissolved As <input type="checkbox"/> Dissolved Fe <input type="checkbox"/> Rad 226 <input type="checkbox"/> Rad 228 <input type="checkbox"/> PCB	Gypsum <input type="checkbox"/> Wallboard Gypsum(all below) <input type="checkbox"/> AIM <input type="checkbox"/> TOC <input type="checkbox"/> Soluble Metals <input type="checkbox"/> pH <input type="checkbox"/> Chlorides <input type="checkbox"/> Particle Size <input type="checkbox"/> Sulfur	Coal <input type="checkbox"/> Ultimate <input type="checkbox"/> % Moisture <input checked="" type="checkbox"/> AS <input type="checkbox"/> Sulfur <input type="checkbox"/> BTUs <input type="checkbox"/> Volatile Matter <input type="checkbox"/> CHN Other Tests: <input type="checkbox"/> XRF Scan <input type="checkbox"/> HGI <input type="checkbox"/> Fineness <input type="checkbox"/> Particulate Matter	<input type="checkbox"/> LOI <input type="checkbox"/> % Mineral <input type="checkbox"/> Sieve <input type="checkbox"/> Oil & Grease <input type="checkbox"/> As <input type="checkbox"/> TSS	Oil <input type="checkbox"/> Trans. Oil Qual. <input type="checkbox"/> %Moisture <input type="checkbox"/> Color <input type="checkbox"/> Acidity <input type="checkbox"/> Dielectric Strength <input type="checkbox"/> IFT <input type="checkbox"/> Dissolved Gases <input type="checkbox"/> Used Oil <input type="checkbox"/> (As, Cd, Cr, Ni, Pb, Hg) <input type="checkbox"/> TX <input type="checkbox"/> COFER
---	---	--	--	---	--	--

Matrix codes: GW-groundwater, DW-drinking water, SW-surface water, WW-waste water, BW-boiler water, L-limestone, Oil-oil, S-Soil, SL-solid, C-coal, G-gypsum, FA-flyash, BA-bottom ash, M-misc (describe in comment section)
Preservative code: 1=4°C 2=HNO3 3=H2SO4 4=HCl 5=Na2S2O3 6=Other (Specify)

USDA Gyp RLs

	Units	Screening Value	
Ag	mg kg		
Al	g kg		
As	mg kg	13.1	6010
B	mg kg	200	
Ba	mg kg	1000	
Be	mg kg	? 2.5	6020
Ca	g kg		6010
Cd	mg kg	1	6010
Co	mg kg	20	
Cr(III)	mg kg	100	6010
Cu	mg kg	95	
Fe	g kg		
Hg	mg kg	2.5	
Mg	g kg		6010
Mn	mg kg	1500	
Mo	mg kg	10	6010
Ni	mg kg	100	6010
Pb	mg kg	30	
S	g kg	220	CFR
Sb	mg kg	1.5	6020
Se	mg kg	50	6010
Sn	mg kg		
Tl	mg kg	1	6020
V	mg kg	136	
Zn	mg kg	125	
Rad 226	pCi/g	10	

10
16

Continue analysis monthly
Analyze quarterly

1
2
3
4
5
6
7
8
9
10
11
12
13
14

Login Sample Receipt Checklist

Client: South Carolina Public Service Authority

Job Number: 680-239668-1

Login Number: 239668

List Source: Eurofins Savannah

List Number: 1

Creator: Johnson, Corey M

Question	Answer	Comment
Radioactivity wasn't checked or is \leq background as measured by a survey meter.	N/A	
The cooler's custody seal, if present, is intact.	True	
Sample custody seals, if present, are intact.	True	
The cooler or samples do not appear to have been compromised or tampered with.	True	
Samples were received on ice.	True	
Cooler Temperature is acceptable.	True	
Cooler Temperature is recorded.	True	
COC is present.	True	
COC is filled out in ink and legible.	True	
COC is filled out with all pertinent information.	True	
Is the Field Sampler's name present on COC?	True	
There are no discrepancies between the containers received and the COC.	True	
Samples are received within Holding Time (excluding tests with immediate HTs)	True	
Sample containers have legible labels.	True	
Containers are not broken or leaking.	True	
Sample collection date/times are provided.	True	
Appropriate sample containers are used.	True	
Sample bottles are completely filled.	True	
Sample Preservation Verified.	N/A	
There is sufficient vol. for all requested analyses, incl. any requested MS/MSDs	True	
Containers requiring zero headspace have no headspace or bubble is $<6\text{mm}$ (1/4").	N/A	
Multiphasic samples are not present.	True	
Samples do not require splitting or compositing.	True	
Residual Chlorine Checked.	N/A	

Accreditation/Certification Summary

Client: South Carolina Public Service Authority
Project/Site: 125915/JM02.09.G01.1/36500

Job ID: 680-239668-1

Laboratory: Eurofins Savannah

The accreditations/certifications listed below are applicable to this report.

<u>Authority</u>	<u>Program</u>	<u>Identification Number</u>	<u>Expiration Date</u>
South Carolina	State	98001	06-30-23 *

- 1
- 2
- 3
- 4
- 5
- 6
- 7
- 8
- 9
- 10
- 11
- 12
- 13
- 14

* Accreditation/Certification renewal pending - accreditation/certification considered valid.

ANALYTICAL REPORT

PREPARED FOR

Attn: Linda Williams
South Carolina Public Service Authority
Santee Cooper
PO BOX 2946101
Moncks Corner, South Carolina 29461-2901

Generated 8/16/2023 12:48:34 PM Revision 1

JOB DESCRIPTION

125915/JM02.09.G01.1/36500

JOB NUMBER

680-238537-1

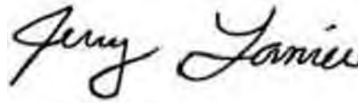
Eurofins Savannah

Job Notes

This report may not be reproduced except in full, and with written approval from the laboratory. The results relate only to the samples tested. For questions please contact the Project Manager at the e-mail address or telephone number listed on this page.

The test results in this report relate only to the samples as received by the laboratory and will meet all requirements of the methodology, with any exceptions noted. This report shall not be reproduced except in full, without the express written approval of the laboratory. All questions should be directed to the Eurofins Environment Testing Southeast, LLC Project Manager.

Authorization



Generated
8/16/2023 12:48:34 PM
Revision 1

Authorized for release by
Jerry Lanier, Project Manager I
Jerry.Lanier@et.eurofinsus.com
(912)250-0281

Table of Contents

Cover Page	1
Table of Contents	3
Case Narrative	4
Sample Summary	5
Method Summary	6
Definitions	7
Detection Summary	8
Client Sample Results	9
QC Sample Results	13
QC Association	16
Chronicle	18
Chain of Custody	19
Receipt Checklists	21
Certification Summary	22



Case Narrative

Client: South Carolina Public Service Authority
Project/Site: 125915/JM02.09.G01.1/36500

Job ID: 680-238537-1

Job ID: 680-238537-1

Laboratory: Eurofins Savannah

Narrative

**Job Narrative
680-238537-1**

REVISION

The report being provided is a revision of the original report sent on 8/9/2023. The report (revision 1) is being revised due to Client is requesting add'l metals to be reported under method 6020A (Al, Cu, Fe, Mg, Ni & Zn).

Receipt

The samples were received on 8/2/2023 10:45 AM. Unless otherwise noted below, the samples arrived in good condition, and, where required, properly preserved and on ice. The temperature of the cooler at receipt time was 4.3°C

Metals

No additional analytical or quality issues were noted, other than those described above or in the Definitions/ Glossary page.

- 1
- 2
- 3
- 4
- 5
- 6
- 7
- 8
- 9
- 10
- 11
- 12
- 13
- 14

Sample Summary

Client: South Carolina Public Service Authority
Project/Site: 125915/JM02.09.G01.1/36500

Job ID: 680-238537-1

<u>Lab Sample ID</u>	<u>Client Sample ID</u>	<u>Matrix</u>	<u>Collected</u>	<u>Received</u>
680-238537-1	AF68739	Water	07/05/23 10:44	08/02/23 10:45
680-238537-2	Af68748	Water	06/27/23 10:15	08/02/23 10:45
680-238537-3	Af68711	Water	06/27/23 11:26	08/02/23 10:45
680-238537-4	Af68717	Water	06/27/23 13:57	08/02/23 10:45

- 1
- 2
- 3
- 4
- 5
- 6
- 7
- 8
- 9
- 10
- 11
- 12
- 13
- 14

Method Summary

Client: South Carolina Public Service Authority
Project/Site: 125915/JM02.09.G01.1/36500

Job ID: 680-238537-1

Method	Method Description	Protocol	Laboratory
6010D	Metals (ICP)	SW846	EET SAV
6020B	Metals (ICP/MS)	SW846	EET SAV
3005A	Preparation, Total Recoverable or Dissolved Metals	SW846	EET SAV

Protocol References:

SW846 = "Test Methods For Evaluating Solid Waste, Physical/Chemical Methods", Third Edition, November 1986 And Its Updates.

Laboratory References:

EET SAV = Eurofins Savannah, 5102 LaRoche Avenue, Savannah, GA 31404, TEL (912)354-7858

- 1
- 2
- 3
- 4
- 5
- 6
- 7
- 8
- 9
- 10
- 11
- 12
- 13
- 14

Definitions/Glossary

Client: South Carolina Public Service Authority
Project/Site: 125915/JM02.09.G01.1/36500

Job ID: 680-238537-1

Qualifiers

Metals

Qualifier	Qualifier Description
U	Indicates the analyte was analyzed for but not detected.

Glossary

Abbreviation	These commonly used abbreviations may or may not be present in this report.
α	Listed under the "D" column to designate that the result is reported on a dry weight basis
%R	Percent Recovery
CFL	Contains Free Liquid
CFU	Colony Forming Unit
CNF	Contains No Free Liquid
DER	Duplicate Error Ratio (normalized absolute difference)
Dil Fac	Dilution Factor
DL	Detection Limit (DoD/DOE)
DL, RA, RE, IN	Indicates a Dilution, Re-analysis, Re-extraction, or additional Initial metals/anion analysis of the sample
DLC	Decision Level Concentration (Radiochemistry)
EDL	Estimated Detection Limit (Dioxin)
LOD	Limit of Detection (DoD/DOE)
LOQ	Limit of Quantitation (DoD/DOE)
MCL	EPA recommended "Maximum Contaminant Level"
MDA	Minimum Detectable Activity (Radiochemistry)
MDC	Minimum Detectable Concentration (Radiochemistry)
MDL	Method Detection Limit
ML	Minimum Level (Dioxin)
MPN	Most Probable Number
MQL	Method Quantitation Limit
NC	Not Calculated
ND	Not Detected at the reporting limit (or MDL or EDL if shown)
NEG	Negative / Absent
POS	Positive / Present
PQL	Practical Quantitation Limit
PRES	Presumptive
QC	Quality Control
RER	Relative Error Ratio (Radiochemistry)
RL	Reporting Limit or Requested Limit (Radiochemistry)
RPD	Relative Percent Difference, a measure of the relative difference between two points
TEF	Toxicity Equivalent Factor (Dioxin)
TEQ	Toxicity Equivalent Quotient (Dioxin)
TNTC	Too Numerous To Count

Detection Summary

Client: South Carolina Public Service Authority
Project/Site: 125915/JM02.09.G01.1/36500

Job ID: 680-238537-1

Client Sample ID: AF68739

Lab Sample ID: 680-238537-1

Analyte	Result	Qualifier	RL	MDL	Unit	Dil Fac	D	Method	Prep Type
Calcium	227000		500		ug/L	1		6010D	Total Recoverable
Arsenic	8.46		3.00		ug/L	1		6020B	Total Recoverable
Barium	97.2		5.00		ug/L	1		6020B	Total Recoverable
Iron	17200		100		ug/L	1		6020B	Total Recoverable
Magnesium	8080		250		ug/L	1		6020B	Total Recoverable

Client Sample ID: Af68748

Lab Sample ID: 680-238537-2

Analyte	Result	Qualifier	RL	MDL	Unit	Dil Fac	D	Method	Prep Type
Calcium	3260		500		ug/L	1		6010D	Total Recoverable
Aluminum	938		100		ug/L	1		6020B	Total Recoverable
Barium	53.4		5.00		ug/L	1		6020B	Total Recoverable
Cobalt	2.00		0.500		ug/L	1		6020B	Total Recoverable
Magnesium	1280		250		ug/L	1		6020B	Total Recoverable

Client Sample ID: Af68711

Lab Sample ID: 680-238537-3

Analyte	Result	Qualifier	RL	MDL	Unit	Dil Fac	D	Method	Prep Type
Calcium	8490		500		ug/L	1		6010D	Total Recoverable
Aluminum	1140		100		ug/L	1		6020B	Total Recoverable
Arsenic	8.50		3.00		ug/L	1		6020B	Total Recoverable
Barium	77.1		5.00		ug/L	1		6020B	Total Recoverable
Cobalt	0.595		0.500		ug/L	1		6020B	Total Recoverable
Iron	2200		100		ug/L	1		6020B	Total Recoverable
Magnesium	733		250		ug/L	1		6020B	Total Recoverable

Client Sample ID: Af68717

Lab Sample ID: 680-238537-4

Analyte	Result	Qualifier	RL	MDL	Unit	Dil Fac	D	Method	Prep Type
Calcium	605000		500		ug/L	1		6010D	Total Recoverable
Barium	42.8		5.00		ug/L	1		6020B	Total Recoverable
Iron	169		100		ug/L	1		6020B	Total Recoverable
Magnesium	13800		250		ug/L	1		6020B	Total Recoverable

This Detection Summary does not include radiochemical test results.

Eurofins Savannah

Client Sample Results

Client: South Carolina Public Service Authority
 Project/Site: 125915/JM02.09.G01.1/36500

Job ID: 680-238537-1

Client Sample ID: AF68739

Lab Sample ID: 680-238537-1

Date Collected: 07/05/23 10:44

Matrix: Water

Date Received: 08/02/23 10:45

Method: SW846 6010D - Metals (ICP) - Total Recoverable

Analyte	Result	Qualifier	RL	MDL	Unit	D	Prepared	Analyzed	Dil Fac
Calcium	227000		500		ug/L		08/03/23 06:38	08/04/23 17:08	1
Selenium	20.0	U	20.0		ug/L		08/03/23 06:38	08/04/23 17:08	1

Method: SW846 6020B - Metals (ICP/MS) - Total Recoverable

Analyte	Result	Qualifier	RL	MDL	Unit	D	Prepared	Analyzed	Dil Fac
Aluminum	100	U	100		ug/L		08/03/23 06:38	08/08/23 15:01	1
Antimony	5.00	U	5.00		ug/L		08/03/23 06:38	08/08/23 15:01	1
Arsenic	8.46		3.00		ug/L		08/03/23 06:38	08/08/23 15:01	1
Barium	97.2		5.00		ug/L		08/03/23 06:38	08/08/23 15:01	1
Beryllium	0.500	U	0.500		ug/L		08/03/23 06:38	08/08/23 15:01	1
Cadmium	0.500	U	0.500		ug/L		08/03/23 06:38	08/08/23 15:01	1
Chromium	5.00	U	5.00		ug/L		08/03/23 06:38	08/08/23 15:01	1
Cobalt	0.500	U	0.500		ug/L		08/03/23 06:38	08/08/23 15:01	1
Copper	5.00	U	5.00		ug/L		08/03/23 06:38	08/08/23 15:01	1
Iron	17200		100		ug/L		08/03/23 06:38	08/08/23 15:01	1
Lead	2.50	U	2.50		ug/L		08/03/23 06:38	08/08/23 15:01	1
Magnesium	8080		250		ug/L		08/03/23 06:38	08/08/23 15:01	1
Nickel	5.00	U	5.00		ug/L		08/03/23 06:38	08/08/23 15:01	1
Thallium	1.00	U	1.00		ug/L		08/03/23 06:38	08/08/23 15:01	1
Zinc	20.0	U	20.0		ug/L		08/03/23 06:38	08/08/23 15:01	1

Client Sample Results

Client: South Carolina Public Service Authority
 Project/Site: 125915/JM02.09.G01.1/36500

Job ID: 680-238537-1

Client Sample ID: Af68748

Lab Sample ID: 680-238537-2

Date Collected: 06/27/23 10:15

Matrix: Water

Date Received: 08/02/23 10:45

Method: SW846 6010D - Metals (ICP) - Total Recoverable

Analyte	Result	Qualifier	RL	MDL	Unit	D	Prepared	Analyzed	Dil Fac
Calcium	3260		500		ug/L		08/03/23 05:51	08/03/23 15:18	1
Selenium	20.0	U	20.0		ug/L		08/03/23 05:51	08/03/23 15:18	1

Method: SW846 6020B - Metals (ICP/MS) - Total Recoverable

Analyte	Result	Qualifier	RL	MDL	Unit	D	Prepared	Analyzed	Dil Fac
Aluminum	938		100		ug/L		08/03/23 05:51	08/07/23 16:42	1
Antimony	5.00	U	5.00		ug/L		08/03/23 05:51	08/07/23 16:42	1
Arsenic	3.00	U	3.00		ug/L		08/03/23 05:51	08/07/23 16:42	1
Barium	53.4		5.00		ug/L		08/03/23 05:51	08/07/23 16:42	1
Beryllium	0.500	U	0.500		ug/L		08/03/23 05:51	08/07/23 16:42	1
Cadmium	0.500	U	0.500		ug/L		08/03/23 05:51	08/07/23 16:42	1
Chromium	5.00	U	5.00		ug/L		08/03/23 05:51	08/07/23 16:42	1
Cobalt	2.00		0.500		ug/L		08/03/23 05:51	08/07/23 16:42	1
Copper	5.00	U	5.00		ug/L		08/03/23 05:51	08/07/23 16:42	1
Iron	100	U	100		ug/L		08/03/23 05:51	08/07/23 16:42	1
Lead	2.50	U	2.50		ug/L		08/03/23 05:51	08/07/23 16:42	1
Magnesium	1280		250		ug/L		08/03/23 05:51	08/07/23 16:42	1
Nickel	5.00	U	5.00		ug/L		08/03/23 05:51	08/07/23 16:42	1
Thallium	1.00	U	1.00		ug/L		08/03/23 05:51	08/07/23 16:42	1
Zinc	20.0	U	20.0		ug/L		08/03/23 05:51	08/07/23 16:42	1

Client Sample Results

Client: South Carolina Public Service Authority
 Project/Site: 125915/JM02.09.G01.1/36500

Job ID: 680-238537-1

Client Sample ID: Af68711

Lab Sample ID: 680-238537-3

Date Collected: 06/27/23 11:26

Matrix: Water

Date Received: 08/02/23 10:45

Method: SW846 6010D - Metals (ICP) - Total Recoverable

Analyte	Result	Qualifier	RL	MDL	Unit	D	Prepared	Analyzed	Dil Fac
Calcium	8490		500		ug/L		08/03/23 06:38	08/04/23 17:10	1
Selenium	20.0	U	20.0		ug/L		08/03/23 06:38	08/04/23 17:10	1

Method: SW846 6020B - Metals (ICP/MS) - Total Recoverable

Analyte	Result	Qualifier	RL	MDL	Unit	D	Prepared	Analyzed	Dil Fac
Aluminum	1140		100		ug/L		08/03/23 06:38	08/08/23 15:05	1
Antimony	5.00	U	5.00		ug/L		08/03/23 06:38	08/08/23 15:05	1
Arsenic	8.50		3.00		ug/L		08/03/23 06:38	08/08/23 15:05	1
Barium	77.1		5.00		ug/L		08/03/23 06:38	08/08/23 15:05	1
Beryllium	0.500	U	0.500		ug/L		08/03/23 06:38	08/08/23 15:05	1
Cadmium	0.500	U	0.500		ug/L		08/03/23 06:38	08/08/23 15:05	1
Chromium	5.00	U	5.00		ug/L		08/03/23 06:38	08/08/23 15:05	1
Cobalt	0.595		0.500		ug/L		08/03/23 06:38	08/08/23 15:05	1
Copper	5.00	U	5.00		ug/L		08/03/23 06:38	08/08/23 15:05	1
Iron	2200		100		ug/L		08/03/23 06:38	08/08/23 15:05	1
Lead	2.50	U	2.50		ug/L		08/03/23 06:38	08/08/23 15:05	1
Magnesium	733		250		ug/L		08/03/23 06:38	08/08/23 15:05	1
Nickel	5.00	U	5.00		ug/L		08/03/23 06:38	08/08/23 15:05	1
Thallium	1.00	U	1.00		ug/L		08/03/23 06:38	08/08/23 15:05	1
Zinc	20.0	U	20.0		ug/L		08/03/23 06:38	08/08/23 15:05	1

Client Sample Results

Client: South Carolina Public Service Authority
 Project/Site: 125915/JM02.09.G01.1/36500

Job ID: 680-238537-1

Client Sample ID: Af68717

Lab Sample ID: 680-238537-4

Date Collected: 06/27/23 13:57

Matrix: Water

Date Received: 08/02/23 10:45

Method: SW846 6010D - Metals (ICP) - Total Recoverable

Analyte	Result	Qualifier	RL	MDL	Unit	D	Prepared	Analyzed	Dil Fac
Calcium	605000		500		ug/L		08/03/23 06:38	08/04/23 17:13	1
Selenium	20.0	U	20.0		ug/L		08/03/23 06:38	08/04/23 17:13	1

Method: SW846 6020B - Metals (ICP/MS) - Total Recoverable

Analyte	Result	Qualifier	RL	MDL	Unit	D	Prepared	Analyzed	Dil Fac
Aluminum	100	U	100		ug/L		08/03/23 06:38	08/08/23 15:09	1
Antimony	5.00	U	5.00		ug/L		08/03/23 06:38	08/08/23 15:09	1
Arsenic	3.00	U	3.00		ug/L		08/03/23 06:38	08/08/23 15:09	1
Barium	42.8		5.00		ug/L		08/03/23 06:38	08/08/23 15:09	1
Beryllium	0.500	U	0.500		ug/L		08/03/23 06:38	08/08/23 15:09	1
Cadmium	0.500	U	0.500		ug/L		08/03/23 06:38	08/08/23 15:09	1
Chromium	5.00	U	5.00		ug/L		08/03/23 06:38	08/08/23 15:09	1
Cobalt	0.500	U	0.500		ug/L		08/03/23 06:38	08/08/23 15:09	1
Copper	5.00	U	5.00		ug/L		08/03/23 06:38	08/08/23 15:09	1
Iron	169		100		ug/L		08/03/23 06:38	08/08/23 15:09	1
Lead	2.50	U	2.50		ug/L		08/03/23 06:38	08/08/23 15:09	1
Magnesium	13800		250		ug/L		08/03/23 06:38	08/08/23 15:09	1
Nickel	5.00	U	5.00		ug/L		08/03/23 06:38	08/08/23 15:09	1
Thallium	1.00	U	1.00		ug/L		08/03/23 06:38	08/08/23 15:09	1
Zinc	20.0	U	20.0		ug/L		08/03/23 06:38	08/08/23 15:09	1

QC Sample Results

Client: South Carolina Public Service Authority
 Project/Site: 125915/JM02.09.G01.1/36500

Job ID: 680-238537-1

Method: 6010D - Metals (ICP)

Lab Sample ID: MB 680-791516/1-A
Matrix: Water
Analysis Batch: 791719

Client Sample ID: Method Blank
Prep Type: Total Recoverable
Prep Batch: 791516

Analyte	MB MB		RL	MDL	Unit	D	Prepared	Analyzed	Dil Fac
	Result	Qualifier							
Calcium	500	U	500		ug/L		08/03/23 05:51	08/03/23 14:52	1
Selenium	20.0	U	20.0		ug/L		08/03/23 05:51	08/03/23 14:52	1

Lab Sample ID: LCS 680-791516/2-A
Matrix: Water
Analysis Batch: 791719

Client Sample ID: Lab Control Sample
Prep Type: Total Recoverable
Prep Batch: 791516

Analyte	Spike Added	LCS Result	LCS Qualifier	Unit	D	%Rec	%Rec Limits
Selenium	100	94.39		ug/L		94	80 - 120

Lab Sample ID: MB 680-791519/1-A
Matrix: Water
Analysis Batch: 791897

Client Sample ID: Method Blank
Prep Type: Total Recoverable
Prep Batch: 791519

Analyte	MB MB		RL	MDL	Unit	D	Prepared	Analyzed	Dil Fac
	Result	Qualifier							
Calcium	500	U	500		ug/L		08/03/23 06:38	08/04/23 16:50	1
Selenium	20.0	U	20.0		ug/L		08/03/23 06:38	08/04/23 16:50	1

Lab Sample ID: LCS 680-791519/2-A
Matrix: Water
Analysis Batch: 791897

Client Sample ID: Lab Control Sample
Prep Type: Total Recoverable
Prep Batch: 791519

Analyte	Spike Added	LCS Result	LCS Qualifier	Unit	D	%Rec	%Rec Limits
Selenium	100	99.73		ug/L		100	80 - 120

Method: 6020B - Metals (ICP/MS)

Lab Sample ID: MB 680-791513/1-A
Matrix: Water
Analysis Batch: 792230

Client Sample ID: Method Blank
Prep Type: Total Recoverable
Prep Batch: 791513

Analyte	MB MB		RL	MDL	Unit	D	Prepared	Analyzed	Dil Fac
	Result	Qualifier							
Aluminum	100	U	100		ug/L		08/03/23 05:51	08/07/23 15:57	1
Antimony	5.00	U	5.00		ug/L		08/03/23 05:51	08/07/23 15:57	1
Arsenic	3.00	U	3.00		ug/L		08/03/23 05:51	08/07/23 15:57	1
Barium	5.00	U	5.00		ug/L		08/03/23 05:51	08/07/23 15:57	1
Beryllium	0.500	U	0.500		ug/L		08/03/23 05:51	08/07/23 15:57	1
Cadmium	0.500	U	0.500		ug/L		08/03/23 05:51	08/07/23 15:57	1
Chromium	5.00	U	5.00		ug/L		08/03/23 05:51	08/07/23 15:57	1
Cobalt	0.500	U	0.500		ug/L		08/03/23 05:51	08/07/23 15:57	1
Copper	5.00	U	5.00		ug/L		08/03/23 05:51	08/07/23 15:57	1
Iron	100	U	100		ug/L		08/03/23 05:51	08/07/23 15:57	1
Lead	2.50	U	2.50		ug/L		08/03/23 05:51	08/07/23 15:57	1
Magnesium	250	U	250		ug/L		08/03/23 05:51	08/07/23 15:57	1
Nickel	5.00	U	5.00		ug/L		08/03/23 05:51	08/07/23 15:57	1
Thallium	1.00	U	1.00		ug/L		08/03/23 05:51	08/07/23 15:57	1
Zinc	20.0	U	20.0		ug/L		08/03/23 05:51	08/07/23 15:57	1

Eurofins Savannah

QC Sample Results

Client: South Carolina Public Service Authority
 Project/Site: 125915/JM02.09.G01.1/36500

Job ID: 680-238537-1

Method: 6020B - Metals (ICP/MS) (Continued)

Lab Sample ID: LCS 680-791513/2-A
Matrix: Water
Analysis Batch: 792230

Client Sample ID: Lab Control Sample
Prep Type: Total Recoverable
Prep Batch: 791513

Analyte	Spike Added	LCS Result	LCS Qualifier	Unit	D	%Rec	Limits
Aluminum	5050	5120		ug/L		101	80 - 120
Antimony	50.0	50.97		ug/L		102	80 - 120
Arsenic	100	106.4		ug/L		106	80 - 120
Barium	100	102.9		ug/L		103	80 - 120
Beryllium	50.0	49.97		ug/L		100	80 - 120
Cadmium	50.0	50.92		ug/L		102	80 - 120
Chromium	100	109.3		ug/L		109	80 - 120
Cobalt	50.0	55.15		ug/L		110	80 - 120
Copper	100	113.2		ug/L		113	80 - 120
Iron	4990	5167		ug/L		104	80 - 120
Lead	500	530.5		ug/L		106	80 - 120
Magnesium	5000	4977		ug/L		100	80 - 120
Nickel	100	110.4		ug/L		110	80 - 120
Thallium	50.0	50.20		ug/L		100	80 - 120
Zinc	100	110.4		ug/L		110	80 - 120

Lab Sample ID: MB 680-791518/1-A
Matrix: Water
Analysis Batch: 792490

Client Sample ID: Method Blank
Prep Type: Total Recoverable
Prep Batch: 791518

Analyte	MB Result	MB Qualifier	RL	MDL	Unit	D	Prepared	Analyzed	Dil Fac
Aluminum	100	U	100		ug/L		08/03/23 06:38	08/08/23 14:41	1
Antimony	5.00	U	5.00		ug/L		08/03/23 06:38	08/08/23 14:41	1
Arsenic	3.00	U	3.00		ug/L		08/03/23 06:38	08/08/23 14:41	1
Barium	5.00	U	5.00		ug/L		08/03/23 06:38	08/08/23 14:41	1
Beryllium	0.500	U	0.500		ug/L		08/03/23 06:38	08/08/23 14:41	1
Cadmium	0.500	U	0.500		ug/L		08/03/23 06:38	08/08/23 14:41	1
Chromium	5.00	U	5.00		ug/L		08/03/23 06:38	08/08/23 14:41	1
Cobalt	0.500	U	0.500		ug/L		08/03/23 06:38	08/08/23 14:41	1
Copper	5.00	U	5.00		ug/L		08/03/23 06:38	08/08/23 14:41	1
Iron	100	U	100		ug/L		08/03/23 06:38	08/08/23 14:41	1
Lead	2.50	U	2.50		ug/L		08/03/23 06:38	08/08/23 14:41	1
Magnesium	250	U	250		ug/L		08/03/23 06:38	08/08/23 14:41	1
Nickel	5.00	U	5.00		ug/L		08/03/23 06:38	08/08/23 14:41	1
Thallium	1.00	U	1.00		ug/L		08/03/23 06:38	08/08/23 14:41	1
Zinc	20.0	U	20.0		ug/L		08/03/23 06:38	08/08/23 14:41	1

Lab Sample ID: LCS 680-791518/2-A
Matrix: Water
Analysis Batch: 792490

Client Sample ID: Lab Control Sample
Prep Type: Total Recoverable
Prep Batch: 791518

Analyte	Spike Added	LCS Result	LCS Qualifier	Unit	D	%Rec	Limits
Aluminum	5050	4652		ug/L		92	80 - 120
Antimony	50.0	46.52		ug/L		93	80 - 120
Arsenic	100	97.80		ug/L		98	80 - 120
Barium	100	95.86		ug/L		96	80 - 120
Beryllium	50.0	48.56		ug/L		97	80 - 120
Cadmium	50.0	46.20		ug/L		92	80 - 120
Chromium	100	100.4		ug/L		100	80 - 120

Eurofins Savannah

QC Sample Results

Client: South Carolina Public Service Authority
 Project/Site: 125915/JM02.09.G01.1/36500

Job ID: 680-238537-1

Method: 6020B - Metals (ICP/MS) (Continued)

Lab Sample ID: LCS 680-791518/2-A
 Matrix: Water
 Analysis Batch: 792490

Client Sample ID: Lab Control Sample
 Prep Type: Total Recoverable
 Prep Batch: 791518

Analyte	Spike Added	LCS Result	LCS Qualifier	Unit	D	%Rec	Limits
Cobalt	50.0	47.54		ug/L		95	80 - 120
Copper	100	102.8		ug/L		103	80 - 120
Iron	4990	5052		ug/L		101	80 - 120
Lead	500	485.1		ug/L		97	80 - 120
Magnesium	5000	4591		ug/L		92	80 - 120
Nickel	100	98.89		ug/L		99	80 - 120
Thallium	50.0	46.82		ug/L		94	80 - 120
Zinc	100	101.9		ug/L		102	80 - 120

QC Association Summary

Client: South Carolina Public Service Authority
 Project/Site: 125915/JM02.09.G01.1/36500

Job ID: 680-238537-1

Metals

Prep Batch: 791513

Lab Sample ID	Client Sample ID	Prep Type	Matrix	Method	Prep Batch
680-238537-2	Af68748	Total Recoverable	Water	3005A	
MB 680-791513/1-A	Method Blank	Total Recoverable	Water	3005A	
LCS 680-791513/2-A	Lab Control Sample	Total Recoverable	Water	3005A	

Prep Batch: 791516

Lab Sample ID	Client Sample ID	Prep Type	Matrix	Method	Prep Batch
680-238537-2	Af68748	Total Recoverable	Water	3005A	
MB 680-791516/1-A	Method Blank	Total Recoverable	Water	3005A	
LCS 680-791516/2-A	Lab Control Sample	Total Recoverable	Water	3005A	

Prep Batch: 791518

Lab Sample ID	Client Sample ID	Prep Type	Matrix	Method	Prep Batch
680-238537-1	AF68739	Total Recoverable	Water	3005A	
680-238537-3	Af68711	Total Recoverable	Water	3005A	
680-238537-4	Af68717	Total Recoverable	Water	3005A	
MB 680-791518/1-A	Method Blank	Total Recoverable	Water	3005A	
LCS 680-791518/2-A	Lab Control Sample	Total Recoverable	Water	3005A	

Prep Batch: 791519

Lab Sample ID	Client Sample ID	Prep Type	Matrix	Method	Prep Batch
680-238537-1	AF68739	Total Recoverable	Water	3005A	
680-238537-3	Af68711	Total Recoverable	Water	3005A	
680-238537-4	Af68717	Total Recoverable	Water	3005A	
MB 680-791519/1-A	Method Blank	Total Recoverable	Water	3005A	
LCS 680-791519/2-A	Lab Control Sample	Total Recoverable	Water	3005A	

Analysis Batch: 791719

Lab Sample ID	Client Sample ID	Prep Type	Matrix	Method	Prep Batch
680-238537-2	Af68748	Total Recoverable	Water	6010D	791516
MB 680-791516/1-A	Method Blank	Total Recoverable	Water	6010D	791516
LCS 680-791516/2-A	Lab Control Sample	Total Recoverable	Water	6010D	791516

Analysis Batch: 791897

Lab Sample ID	Client Sample ID	Prep Type	Matrix	Method	Prep Batch
680-238537-1	AF68739	Total Recoverable	Water	6010D	791519
680-238537-3	Af68711	Total Recoverable	Water	6010D	791519
680-238537-4	Af68717	Total Recoverable	Water	6010D	791519
MB 680-791519/1-A	Method Blank	Total Recoverable	Water	6010D	791519
LCS 680-791519/2-A	Lab Control Sample	Total Recoverable	Water	6010D	791519

Analysis Batch: 792230

Lab Sample ID	Client Sample ID	Prep Type	Matrix	Method	Prep Batch
680-238537-2	Af68748	Total Recoverable	Water	6020B	791513
MB 680-791513/1-A	Method Blank	Total Recoverable	Water	6020B	791513
LCS 680-791513/2-A	Lab Control Sample	Total Recoverable	Water	6020B	791513

Analysis Batch: 792490

Lab Sample ID	Client Sample ID	Prep Type	Matrix	Method	Prep Batch
680-238537-1	AF68739	Total Recoverable	Water	6020B	791518
680-238537-3	Af68711	Total Recoverable	Water	6020B	791518
680-238537-4	Af68717	Total Recoverable	Water	6020B	791518

Eurofins Savannah

QC Association Summary

Client: South Carolina Public Service Authority
Project/Site: 125915/JM02.09.G01.1/36500

Job ID: 680-238537-1

Metals (Continued)

Analysis Batch: 792490 (Continued)

Lab Sample ID	Client Sample ID	Prep Type	Matrix	Method	Prep Batch
MB 680-791518/1-A	Method Blank	Total Recoverable	Water	6020B	791518
LCS 680-791518/2-A	Lab Control Sample	Total Recoverable	Water	6020B	791518

- 1
- 2
- 3
- 4
- 5
- 6
- 7
- 8
- 9
- 10
- 11
- 12
- 13
- 14

Lab Chronicle

Client: South Carolina Public Service Authority
Project/Site: 125915/JM02.09.G01.1/36500

Job ID: 680-238537-1

Client Sample ID: AF68739

Lab Sample ID: 680-238537-1

Date Collected: 07/05/23 10:44

Matrix: Water

Date Received: 08/02/23 10:45

Prep Type	Batch Type	Batch Method	Run	Dilution Factor	Batch Number	Analyst	Lab	Prepared or Analyzed
Total Recoverable	Prep	3005A			791519	RR	EET SAV	08/03/23 06:38
Total Recoverable	Analysis	6010D		1	791897	BJB	EET SAV	08/04/23 17:08
Total Recoverable	Prep	3005A			791518	RR	EET SAV	08/03/23 06:38
Total Recoverable	Analysis	6020B		1	792490	BWR	EET SAV	08/08/23 15:01

Client Sample ID: Af68748

Lab Sample ID: 680-238537-2

Date Collected: 06/27/23 10:15

Matrix: Water

Date Received: 08/02/23 10:45

Prep Type	Batch Type	Batch Method	Run	Dilution Factor	Batch Number	Analyst	Lab	Prepared or Analyzed
Total Recoverable	Prep	3005A			791516	RR	EET SAV	08/03/23 05:51
Total Recoverable	Analysis	6010D		1	791719	BJB	EET SAV	08/03/23 15:18
Total Recoverable	Prep	3005A			791513	RR	EET SAV	08/03/23 05:51
Total Recoverable	Analysis	6020B		1	792230	BWR	EET SAV	08/07/23 16:42

Client Sample ID: Af68711

Lab Sample ID: 680-238537-3

Date Collected: 06/27/23 11:26

Matrix: Water

Date Received: 08/02/23 10:45

Prep Type	Batch Type	Batch Method	Run	Dilution Factor	Batch Number	Analyst	Lab	Prepared or Analyzed
Total Recoverable	Prep	3005A			791519	RR	EET SAV	08/03/23 06:38
Total Recoverable	Analysis	6010D		1	791897	BJB	EET SAV	08/04/23 17:10
Total Recoverable	Prep	3005A			791518	RR	EET SAV	08/03/23 06:38
Total Recoverable	Analysis	6020B		1	792490	BWR	EET SAV	08/08/23 15:05

Client Sample ID: Af68717

Lab Sample ID: 680-238537-4

Date Collected: 06/27/23 13:57

Matrix: Water

Date Received: 08/02/23 10:45

Prep Type	Batch Type	Batch Method	Run	Dilution Factor	Batch Number	Analyst	Lab	Prepared or Analyzed
Total Recoverable	Prep	3005A			791519	RR	EET SAV	08/03/23 06:38
Total Recoverable	Analysis	6010D		1	791897	BJB	EET SAV	08/04/23 17:13
Total Recoverable	Prep	3005A			791518	RR	EET SAV	08/03/23 06:38
Total Recoverable	Analysis	6020B		1	792490	BWR	EET SAV	08/08/23 15:09

Laboratory References:


EET SAV = Eurofins Savannah, 5102 LaRoche Avenue, Savannah, GA 31404, TEL (912)354-7858



Chain of Custody

Customer Email/Report Recipient: LCWILLIA@santecooper.com Date Results Needed by: / / Project/Task/Unit #: 125915 / JMD2.09. G01.1 / 36500 Rerun request for any flagged QC Yes No

Analysis Group

Labworks ID # (Internal use only)	Sample Location/ Description	Collection Date	Collection Time	Sample Collector	Total # of containers	Bottle type: (Glass- G/Plastic-P)	Grab (G) or Composite (C)	Matrix(see below)	Preservative (see below)	Comments	TOTAL METALS -SEE BELOW
AF68739	WAP-22	7/5/23	1044	WJK ML	1	P	G	GW	2	6620	X
AF68748	WBW-1	6/21/23	1015							- SEE SHEET FOR RLS	
AF68711	WAP-1		1126								
AF68717	WAP-7		1357							PLEASE RETURN SAMPLES UPON COMPLETION.	
 680-238537 Chain of Custody											

Relinquished by:	Employee#	Date	Time	Received by:	Employee #	Date	Time
<i>SJBrown</i>	35594	8/2/23	0756	<i>E.Hodge</i>	COURIER	8/2/23	0756
<i>E.Hodge</i>	<i>Courier</i>	8/2/23	1044	<i>TA</i>	TA	8-2-23	1045

Sample Receiving (Internal Use Only)

TEMP (°C): 22/23 Initial: _____

Correct pH: Yes No

Preservative Lot#:

Date/Time/Init for preservative:

<input type="checkbox"/> METALS (all)			Nutrients	MISC.	Gypsum	Coal	Flyash	Oil
<input type="checkbox"/> Ag	<input type="checkbox"/> Cu	<input checked="" type="checkbox"/> Sb	<input type="checkbox"/> TOC	<input type="checkbox"/> BTEX	<input type="checkbox"/> Wallboard	<input type="checkbox"/> Ultimate	<input type="checkbox"/> Ammonia	<input type="checkbox"/> Trans. Oil Qual.
<input type="checkbox"/> Al	<input type="checkbox"/> Fe	<input checked="" type="checkbox"/> Se	<input type="checkbox"/> DOC	<input type="checkbox"/> Naphthalene	<input type="checkbox"/> Gypsum(all below)	<input type="checkbox"/> % Moisture	<input type="checkbox"/> LOI	<input type="checkbox"/> %Moisture
<input checked="" type="checkbox"/> As	<input type="checkbox"/> K	<input type="checkbox"/> Sn	<input type="checkbox"/> TP/TPO4	<input type="checkbox"/> THM/HAA	<input type="checkbox"/> AIM	<input type="checkbox"/> Ash	<input type="checkbox"/> % Carbon	<input type="checkbox"/> Color
<input type="checkbox"/> B	<input type="checkbox"/> Li	<input type="checkbox"/> Sr	<input type="checkbox"/> NH3-N	<input type="checkbox"/> VOC	<input type="checkbox"/> TOC	<input type="checkbox"/> Sulfur	<input type="checkbox"/> Mineral Analysis	<input type="checkbox"/> Acidity
<input checked="" type="checkbox"/> Ba	<input type="checkbox"/> Mg	<input type="checkbox"/> Ti	<input type="checkbox"/> F	<input type="checkbox"/> Oil & Grease	<input type="checkbox"/> Total metals	<input type="checkbox"/> BTUs	<input type="checkbox"/> Sieve	<input type="checkbox"/> Dielectric Strength
<input checked="" type="checkbox"/> Be	<input type="checkbox"/> Mn	<input checked="" type="checkbox"/> Tl	<input type="checkbox"/> Cl	<input type="checkbox"/> E. Coli	<input type="checkbox"/> Soluble Metals	<input type="checkbox"/> Volatile Matter	<input type="checkbox"/> % Moisture	<input type="checkbox"/> IFT
<input checked="" type="checkbox"/> Ca	<input type="checkbox"/> Mo	<input type="checkbox"/> V	<input type="checkbox"/> NO2	<input type="checkbox"/> Total Coliform	<input type="checkbox"/> Purity (CaSO4)	<input type="checkbox"/> CHN	<input type="checkbox"/> Used Oil	<input type="checkbox"/> Dissolved Gases
<input checked="" type="checkbox"/> Cd	<input type="checkbox"/> Na	<input type="checkbox"/> Zn	<input type="checkbox"/> Br	<input type="checkbox"/> pH	<input type="checkbox"/> % Moisture	Other Tests:	<input type="checkbox"/> Flashpoint	<input type="checkbox"/> Metals in oil (As, Cd, Cr, Ni, Pb, Hg)
<input checked="" type="checkbox"/> Co	<input type="checkbox"/> Ni	<input type="checkbox"/> Hg	<input type="checkbox"/> NO3	<input type="checkbox"/> Dissolved As	<input type="checkbox"/> Sulfites	<input type="checkbox"/> XRF Scan	<input type="checkbox"/> Oil & Grease	<input type="checkbox"/> TX
<input checked="" type="checkbox"/> Cr	<input checked="" type="checkbox"/> Pb	<input type="checkbox"/> CrVI	<input type="checkbox"/> SO4	<input type="checkbox"/> Dissolved Fe	<input type="checkbox"/> pH	<input type="checkbox"/> HGI	<input type="checkbox"/> As	<input type="checkbox"/> GOFER
				<input type="checkbox"/> Rad 226	<input type="checkbox"/> Chlorides	<input type="checkbox"/> Fineness	<input type="checkbox"/> TSS	
				<input type="checkbox"/> Rad 228	<input type="checkbox"/> Particulate Size	<input type="checkbox"/> Particulate Matter		
				<input type="checkbox"/> PCB	<input type="checkbox"/> Sulfur			

Matrix codes: GW-groundwater, DW-drinking water, SW-surface water, WW-waste water, BW-boiler water, L-limestone, Oil-oil, S-Soil, SL-solid, C-coal, G-gypsum, FA-flyash, BA-bottom ash, M-misc (describe in comment section)

Preservative code- 1=<4°C 2=HNO3 3=H2SO4 4-HCl 5=Na2S2O8 6=Other (Specify)

**Table of Reporting Limits for Groundwater
Samples-- Metals Only**

Analyte	Unit	GWPS/ MCL/ RSL	Reporting Limits best case
Aluminum	mg/L	0.05 to 0.2	---
Antimony	ug/L	6	5
Arsenic	ug/L	10	5
Arsenic Dissolved	ug/L	---	---
Barium	ug/L	2000	5
Beryllium	ug/L	4	0.5
Boron	ug/L	---	10 to 15
Cadmium	ug/L	5	0.5
Calcium	ug/L	---	0.1
Chromium	ug/L	100	5
Cobalt	ug/L	6	0.5
Copper	mg/L	1	---
Iron	ug/L	300	---
Lead	ug/L	15	1
Lithium	ug/L	40	5
Magnesium	ug/L	---	---
Mercury	ug/L	2	0.2
Molybdenum	ug/L	100	5
Nickel	ug/L	---	---
Potassium	mg/L	---	---
Selenium	ug/L	50	5
Sodium	mg/L	---	---
Thallium	ug/L	2	1
Zinc	ug/L	5000	---

Login Sample Receipt Checklist

Client: South Carolina Public Service Authority

Job Number: 680-238537-1

Login Number: 238537

List Number: 1

Creator: Sims, Robert D

List Source: Eurofins Savannah

Question	Answer	Comment
Radioactivity wasn't checked or is </= background as measured by a survey meter.	N/A	
The cooler's custody seal, if present, is intact.	True	
Sample custody seals, if present, are intact.	True	
The cooler or samples do not appear to have been compromised or tampered with.	True	
Samples were received on ice.	True	
Cooler Temperature is acceptable.	True	
Cooler Temperature is recorded.	True	
COC is present.	True	
COC is filled out in ink and legible.	True	
COC is filled out with all pertinent information.	True	
Is the Field Sampler's name present on COC?	True	
There are no discrepancies between the containers received and the COC.	True	
Samples are received within Holding Time (excluding tests with immediate HTs)	True	
Sample containers have legible labels.	True	
Containers are not broken or leaking.	True	
Sample collection date/times are provided.	True	
Appropriate sample containers are used.	True	
Sample bottles are completely filled.	True	
Sample Preservation Verified.	N/A	
There is sufficient vol. for all requested analyses, incl. any requested MS/MSDs	True	
Containers requiring zero headspace have no headspace or bubble is <6mm (1/4").	N/A	
Multiphasic samples are not present.	True	
Samples do not require splitting or compositing.	True	
Residual Chlorine Checked.	N/A	

Accreditation/Certification Summary

Client: South Carolina Public Service Authority
Project/Site: 125915/JM02.09.G01.1/36500

Job ID: 680-238537-1

Laboratory: Eurofins Savannah

The accreditations/certifications listed below are applicable to this report.

Authority	Program	Identification Number	Expiration Date
South Carolina	State	98001	06-30-23 *

- 1
- 2
- 3
- 4
- 5
- 6
- 7
- 8
- 9
- 10
- 11
- 12
- 13
- 14

* Accreditation/Certification renewal pending - accreditation/certification considered valid.



August 17, 2023

Ms. Jeanette Gilmetti
Santee Cooper
P.O. Box 2946101
OCO3
Moncks Corner, South Carolina 29461

Re: ABS Lab Analytical
Work Order: 630054

Dear Ms. Gilmetti:

GEL Laboratories, LLC (GEL) appreciates the opportunity to provide the enclosed analytical results for the sample(s) we received on July 21, 2023. This original data report has been prepared and reviewed in accordance with GEL's standard operating procedures.

The samples were delivered with proper chain of custody documentation and signatures. All sample containers arrived without any visible signs of tampering or breakage. There are no additional comments concerning sample receipt.

Test results for NELAP or ISO 17025 accredited tests are verified to meet the requirements of those standards, with any exceptions noted. The results reported relate only to the items tested and to the sample as received by the laboratory. These results may not be reproduced except as full reports without approval by the laboratory. Copies of GEL's accreditations and certifications can be found on our website at www.gel.com.

Our policy is to provide high quality, personalized analytical services to enable you to meet your analytical needs on time every time. We trust that you will find everything in order and to your satisfaction. If you have any questions, please do not hesitate to call me at (843) 556-8171, ext. 4289.

Sincerely,

Julie Robinson
Project Manager

Purchase Order: 398684
Enclosures



GEL LABORATORIES LLC

2040 Savage Road Charleston SC 29407 - (843) 556-8171 - www.gel.com

Certificate of Analysis Report for

SOOP001 Santee Cooper

Client SDG: 630054 GEL Work Order: 630054

The Qualifiers in this report are defined as follows:

- * A quality control analyte recovery is outside of specified acceptance criteria
- ** Analyte is a Tracer compound
- ** Analyte is a surrogate compound
- U Analyte was analyzed for, but not detected above the MDL, MDA, MDC or LOD.

Where the analytical method has been performed under NELAP certification, the analysis has met all of the requirements of the NELAC standard unless qualified on the Certificate of Analysis.

The designation ND, if present, appears in the result column when the analyte concentration is not detected above the limit as defined in the 'U' qualifier above.

This data report has been prepared and reviewed in accordance with GEL Laboratories LLC standard operating procedures. Please direct any questions to your Project Manager, Julie Robinson.

Reviewed by



GEL LABORATORIES LLC

2040 Savage Road Charleston SC 29407 - (843) 556-8171 - www.gel.com

Certificate of Analysis

Report Date: August 17, 2023

Company : Santee Cooper
 Address : P.O. Box 2946101
 OCO3
 Moncks Corner, South Carolina 29461
 Contact: Ms. Jeanette Gilmetti
 Project: ABS Lab Analytical

Client Sample ID: AF68725	Project: SOOP00119
Sample ID: 630054001	Client ID: SOOP001
Matrix: GW	
Collect Date: 18-JUL-23 11:49	
Receive Date: 21-JUL-23	
Collector: Client	

Parameter	Qualifier	Result	Uncertainty	MDC	RL	Units	PF	DF	Analyst	Date	Time Batch	Method
Rad Gas Flow Proportional Counting												
GFPC, Ra228, Liquid "As Received"												
Radium-228		1.69	+/-1.08	1.60	3.00	pCi/L		JE1	08/09/23	1337	2464193	1
Radium-226+Radium-228 Calculation "See Parent Products"												
Radium-226+228 Sum		3.46	+/-1.25			pCi/L		NXL1	08/17/23	1207	2464198	2
Rad Radium-226												
Lucas Cell, Ra226, Liquid "As Received"												
Radium-226		1.76	+/-0.637	0.695	1.00	pCi/L		LXP1	08/17/23	0843	2464194	3

The following Analytical Methods were performed:

Method	Description	Analyst Comments
1	EPA 904.0/SW846 9320 Modified	
2	Calculation	
3	EPA 903.1 Modified	

Surrogate/Tracer	Recovery	Test	Result	Nominal	Recovery%	Acceptable Limits
Barium-133 Tracer		GFPC, Ra228, Liquid "As Received"			83.5	(15%-125%)

Notes:

Counting Uncertainty is calculated at the 95% confidence level (1.96-sigma).

Column headers are defined as follows:

DF: Dilution Factor	Lc/LC: Critical Level
DL: Detection Limit	PF: Prep Factor
MDA: Minimum Detectable Activity	RL: Reporting Limit
MDC: Minimum Detectable Concentration	SQL: Sample Quantitation Limit

GEL LABORATORIES LLC

2040 Savage Road Charleston SC 29407 - (843) 556-8171 - www.gel.com

Certificate of Analysis

Report Date: August 17, 2023

Company : Santee Cooper
Address : P.O. Box 2946101
OCO3
Moncks Corner, South Carolina 29461
Contact: Ms. Jeanette Gilmetti
Project: ABS Lab Analytical

Client Sample ID: AF68742 Project: SOOP00119
Sample ID: 630054002 Client ID: SOOP001
Matrix: GW
Collect Date: 18-JUL-23 14:53
Receive Date: 21-JUL-23
Collector: Client

Parameter	Qualifier	Result	Uncertainty	MDC	RL	Units	PF	DF	Analyst	Date	Time Batch	Method
Rad Gas Flow Proportional Counting												
GFPC, Ra228, Liquid "As Received"												
Radium-228	U	-0.146	+/-0.647	1.34	3.00	pCi/L		JE1	08/09/23	1337	2464193	1
Radium-226+Radium-228 Calculation "See Parent Products"												
Radium-226+228 Sum		0.686	+/-0.748			pCi/L		NXL1	08/17/23	1207	2464198	2
Rad Radium-226												
Lucas Cell, Ra226, Liquid "As Received"												
Radium-226		0.686	+/-0.376	0.411	1.00	pCi/L		LXP1	08/17/23	0843	2464194	3

The following Analytical Methods were performed:

Method	Description	Analyst Comments
1	EPA 904.0/SW846 9320 Modified	
2	Calculation	
3	EPA 903.1 Modified	

Surrogate/Tracer Recovery	Test	Result	Nominal	Recovery%	Acceptable Limits
Barium-133 Tracer	GFPC, Ra228, Liquid "As Received"			80.9	(15%-125%)

Notes:

Counting Uncertainty is calculated at the 95% confidence level (1.96-sigma).

Column headers are defined as follows:

DF: Dilution Factor Lc/LC: Critical Level
DL: Detection Limit PF: Prep Factor
MDA: Minimum Detectable Activity RL: Reporting Limit
MDC: Minimum Detectable Concentration SQL: Sample Quantitation Limit

GEL LABORATORIES LLC

2040 Savage Road Charleston SC 29407 - (843) 556-8171 - www.gel.com

Certificate of Analysis

Report Date: August 17, 2023

Company : Santee Cooper
 Address : P.O. Box 2946101
 OCO3
 Moncks Corner, South Carolina 29461
 Contact: Ms. Jeanette Gilmetti
 Project: ABS Lab Analytical

Client Sample ID: AF68747	Project: SOOP00119
Sample ID: 630054003	Client ID: SOOP001
Matrix: GW	
Collect Date: 17-JUL-23 10:08	
Receive Date: 21-JUL-23	
Collector: Client	

Parameter	Qualifier	Result	Uncertainty	MDC	RL	Units	PF	DF	Analyst	Date	Time Batch	Method
Rad Gas Flow Proportional Counting												
GFPC, Ra228, Liquid "As Received"												
Radium-228	U	0.780	+/-1.07	1.83	3.00	pCi/L		JE1	08/09/23	1337	2464193	1
Radium-226+Radium-228 Calculation "See Parent Products"												
Radium-226+228 Sum		0.830	+/-1.12			pCi/L		NXL1	08/17/23	1207	2464198	2
Rad Radium-226												
Lucas Cell, Ra226, Liquid "As Received"												
Radium-226	U	0.0502	+/-0.326	0.672	1.00	pCi/L		LXP1	08/17/23	0843	2464194	3

The following Analytical Methods were performed:

Method	Description	Analyst Comments
1	EPA 904.0/SW846 9320 Modified	
2	Calculation	
3	EPA 903.1 Modified	

Surrogate/Tracer Recovery	Test	Result	Nominal	Recovery%	Acceptable Limits
Barium-133 Tracer	GFPC, Ra228, Liquid "As Received"			83.6	(15%-125%)

Notes:

Counting Uncertainty is calculated at the 95% confidence level (1.96-sigma).

Column headers are defined as follows:

DF: Dilution Factor	Lc/LC: Critical Level
DL: Detection Limit	PF: Prep Factor
MDA: Minimum Detectable Activity	RL: Reporting Limit
MDC: Minimum Detectable Concentration	SQL: Sample Quantitation Limit

GEL LABORATORIES LLC

2040 Savage Road Charleston SC 29407 - (843) 556-8171 - www.gel.com

Certificate of Analysis

Report Date: August 17, 2023

Company : Santee Cooper
 Address : P.O. Box 2946101
 OCO3
 Moncks Corner, South Carolina 29461
 Contact: Ms. Jeanette Gilmetti
 Project: ABS Lab Analytical

Client Sample ID: AF68731	Project: SOOP00119
Sample ID: 630054004	Client ID: SOOP001
Matrix: GW	
Collect Date: 17-JUL-23 11:15	
Receive Date: 21-JUL-23	
Collector: Client	

Parameter	Qualifier	Result	Uncertainty	MDC	RL	Units	PF	DF	Analyst	Date	Time	Batch	Method
Rad Gas Flow Proportional Counting													
GFPC, Ra228, Liquid "As Received"													
Radium-228	U	1.43	+/-0.956	1.46	3.00	pCi/L		JE1	08/09/23	1337	2464193		1
Radium-226+Radium-228 Calculation "See Parent Products"													
Radium-226+228 Sum		3.62	+/-1.18			pCi/L		NXL1	08/17/23	1207	2464198		2
Rad Radium-226													
Lucas Cell, Ra226, Liquid "As Received"													
Radium-226		2.19	+/-0.690	0.625	1.00	pCi/L		LXP1	08/17/23	0915	2464194		3

The following Analytical Methods were performed:

Method	Description	Analyst Comments
1	EPA 904.0/SW846 9320 Modified	
2	Calculation	
3	EPA 903.1 Modified	

Surrogate/Tracer	Recovery	Test	Result	Nominal	Recovery%	Acceptable Limits
Barium-133 Tracer		GFPC, Ra228, Liquid "As Received"			90.9	(15%-125%)

Notes:

Counting Uncertainty is calculated at the 95% confidence level (1.96-sigma).

Column headers are defined as follows:

DF: Dilution Factor	Lc/LC: Critical Level
DL: Detection Limit	PF: Prep Factor
MDA: Minimum Detectable Activity	RL: Reporting Limit
MDC: Minimum Detectable Concentration	SQL: Sample Quantitation Limit

GEL LABORATORIES LLC

2040 Savage Road Charleston SC 29407 - (843) 556-8171 - www.gel.com

Certificate of Analysis

Report Date: August 17, 2023

Company : Santee Cooper
 Address : P.O. Box 2946101
 OCO3
 Moncks Corner, South Carolina 29461
 Contact: Ms. Jeanette Gilmetti
 Project: ABS Lab Analytical

Client Sample ID: AF68723	Project: SOOP00119
Sample ID: 630054005	Client ID: SOOP001
Matrix: GW	
Collect Date: 17-JUL-23 13:00	
Receive Date: 21-JUL-23	
Collector: Client	

Parameter	Qualifier	Result	Uncertainty	MDC	RL	Units	PF	DF	Analyst	Date	Time Batch	Method
Rad Gas Flow Proportional Counting												
GFPC, Ra228, Liquid "As Received"												
Radium-228		2.31	+/-0.984	1.25	3.00	pCi/L		JE1	08/09/23	1337	2464193	1
Radium-226+Radium-228 Calculation "See Parent Products"												
Radium-226+228 Sum		2.99	+/-1.09			pCi/L		NXL1	08/17/23	1207	2464198	2
Rad Radium-226												
Lucas Cell, Ra226, Liquid "As Received"												
Radium-226		0.688	+/-0.472	0.659	1.00	pCi/L		LXP1	08/17/23	0915	2464194	3

The following Analytical Methods were performed:

Method	Description	Analyst Comments
1	EPA 904.0/SW846 9320 Modified	
2	Calculation	
3	EPA 903.1 Modified	

Surrogate/Tracer Recovery	Test	Result	Nominal	Recovery%	Acceptable Limits
Barium-133 Tracer	GFPC, Ra228, Liquid "As Received"			86	(15%-125%)

Notes:

Counting Uncertainty is calculated at the 95% confidence level (1.96-sigma).

Column headers are defined as follows:

DF: Dilution Factor	Lc/LC: Critical Level
DL: Detection Limit	PF: Prep Factor
MDA: Minimum Detectable Activity	RL: Reporting Limit
MDC: Minimum Detectable Concentration	SQL: Sample Quantitation Limit

GEL LABORATORIES LLC

2040 Savage Road Charleston SC 29407 - (843) 556-8171 - www.gel.com

Certificate of Analysis

Report Date: August 17, 2023

Company : Santee Cooper
Address : P.O. Box 2946101
OCO3
Moncks Corner, South Carolina 29461
Contact: Ms. Jeanette Gilmetti
Project: ABS Lab Analytical

Client Sample ID: AF68724 Project: SOOP00119
Sample ID: 630054006 Client ID: SOOP001
Matrix: GW
Collect Date: 17-JUL-23 13:05
Receive Date: 21-JUL-23
Collector: Client

Parameter	Qualifier	Result	Uncertainty	MDC	RL	Units	PF	DF	Analyst	Date	Time Batch	Method
Rad Gas Flow Proportional Counting												
GFPC, Ra228, Liquid "As Received"												
Radium-228	U	0.607	+/-0.706	1.18	3.00	pCi/L		JE1	08/09/23	1337	2464193	1
Radium-226+Radium-228 Calculation "See Parent Products"												
Radium-226+228 Sum		1.46	+/-0.825			pCi/L		NXL1	08/17/23	1207	2464198	2
Rad Radium-226												
Lucas Cell, Ra226, Liquid "As Received"												
Radium-226		0.856	+/-0.428	0.473	1.00	pCi/L		LXP1	08/17/23	0915	2464194	3

The following Analytical Methods were performed:

Method	Description	Analyst Comments
1	EPA 904.0/SW846 9320 Modified	
2	Calculation	
3	EPA 903.1 Modified	

Surrogate/Tracer Recovery	Test	Result	Nominal	Recovery%	Acceptable Limits
Barium-133 Tracer	GFPC, Ra228, Liquid "As Received"			91.2	(15%-125%)

Notes:

Counting Uncertainty is calculated at the 95% confidence level (1.96-sigma).

Column headers are defined as follows:

DF: Dilution Factor Lc/LC: Critical Level
DL: Detection Limit PF: Prep Factor
MDA: Minimum Detectable Activity RL: Reporting Limit
MDC: Minimum Detectable Concentration SQL: Sample Quantitation Limit

GEL LABORATORIES LLC

2040 Savage Road Charleston SC 29407 - (843) 556-8171 - www.gel.com

Certificate of Analysis

Report Date: August 17, 2023

Company : Santee Cooper
Address : P.O. Box 2946101
OCO3
Moncks Corner, South Carolina 29461
Contact: Ms. Jeanette Gilmetti
Project: ABS Lab Analytical

Client Sample ID: AF68746 Project: SOOP00119
Sample ID: 630054007 Client ID: SOOP001
Matrix: GW
Collect Date: 17-JUL-23 14:24
Receive Date: 21-JUL-23
Collector: Client

Parameter	Qualifier	Result	Uncertainty	MDC	RL	Units	PF	DF	Analyst	Date	Time Batch	Method
Rad Gas Flow Proportional Counting												
GFPC, Ra228, Liquid "As Received"												
Radium-228		1.92	+/-0.974	1.34	3.00	pCi/L		JE1	08/09/23	1337	2464193	1
Radium-226+Radium-228 Calculation "See Parent Products"												
Radium-226+228 Sum		6.65	+/-1.45			pCi/L		NXL1	08/17/23	1207	2464198	2
Rad Radium-226												
Lucas Cell, Ra226, Liquid "As Received"												
Radium-226		4.73	+/-1.07	0.573	1.00	pCi/L		LXP1	08/17/23	0916	2464194	3

The following Analytical Methods were performed:

Method	Description	Analyst Comments
1	EPA 904.0/SW846 9320 Modified	
2	Calculation	
3	EPA 903.1 Modified	

Surrogate/Tracer	Recovery	Test	Result	Nominal	Recovery%	Acceptable Limits
Barium-133 Tracer		GFPC, Ra228, Liquid "As Received"			85.2	(15%-125%)

Notes:

Counting Uncertainty is calculated at the 95% confidence level (1.96-sigma).

Column headers are defined as follows:

DF: Dilution Factor Lc/LC: Critical Level
DL: Detection Limit PF: Prep Factor
MDA: Minimum Detectable Activity RL: Reporting Limit
MDC: Minimum Detectable Concentration SQL: Sample Quantitation Limit

GEL LABORATORIES LLC

2040 Savage Road Charleston SC 29407 - (843) 556-8171 - www.gel.com

Certificate of Analysis

Report Date: August 17, 2023

Company : Santee Cooper
 Address : P.O. Box 2946101
 OCO3
 Moncks Corner, South Carolina 29461
 Contact: Ms. Jeanette Gilmetti
 Project: ABS Lab Analytical

Client Sample ID: AF68726	Project: SOOP00119
Sample ID: 630054008	Client ID: SOOP001
Matrix: GW	
Collect Date: 13-JUL-23 14:16	
Receive Date: 21-JUL-23	
Collector: Client	

Parameter	Qualifier	Result	Uncertainty	MDC	RL	Units	PF	DF	Analyst	Date	Time	Batch	Method
Rad Gas Flow Proportional Counting													
GFPC, Ra228, Liquid "As Received"													
Radium-228	U	1.84	+/-1.23	1.93	3.00	pCi/L		JE1	08/09/23	1338	2464193		1
Radium-226+Radium-228 Calculation "See Parent Products"													
Radium-226+228 Sum		2.85	+/-1.31			pCi/L		NXL1	08/17/23	1207	2464198		2
Rad Radium-226													
Lucas Cell, Ra226, Liquid "As Received"													
Radium-226		1.01	+/-0.469	0.559	1.00	pCi/L		LXP1	08/17/23	0916	2464194		3

The following Analytical Methods were performed:

Method	Description	Analyst Comments
1	EPA 904.0/SW846 9320 Modified	
2	Calculation	
3	EPA 903.1 Modified	

Surrogate/Tracer	Recovery	Test	Result	Nominal	Recovery%	Acceptable Limits
Barium-133 Tracer		GFPC, Ra228, Liquid "As Received"			93.9	(15%-125%)

Notes:

Counting Uncertainty is calculated at the 95% confidence level (1.96-sigma).

Column headers are defined as follows:

DF: Dilution Factor	Lc/LC: Critical Level
DL: Detection Limit	PF: Prep Factor
MDA: Minimum Detectable Activity	RL: Reporting Limit
MDC: Minimum Detectable Concentration	SQL: Sample Quantitation Limit

GEL LABORATORIES LLC

2040 Savage Road Charleston SC 29407 - (843) 556-8171 - www.gel.com

Certificate of Analysis

Report Date: August 17, 2023

Company : Santee Cooper
 Address : P.O. Box 2946101
 OCO3
 Moncks Corner, South Carolina 29461
 Contact: Ms. Jeanette Gilmetti
 Project: ABS Lab Analytical

Client Sample ID: AF68727	Project: SOOP00119
Sample ID: 630054009	Client ID: SOOP001
Matrix: GW	
Collect Date: 13-JUL-23 14:21	
Receive Date: 21-JUL-23	
Collector: Client	

Parameter	Qualifier	Result	Uncertainty	MDC	RL	Units	PF	DF	Analyst	Date	Time Batch	Method
Rad Gas Flow Proportional Counting												
GFPC, Ra228, Liquid "As Received"												
Radium-228	U	1.25	+/-0.862	1.32	3.00	pCi/L		JE1	08/09/23	1337	2464193	1
Radium-226+Radium-228 Calculation "See Parent Products"												
Radium-226+228 Sum		2.17	+/-0.944			pCi/L		NXL1	08/17/23	1207	2464198	2
Rad Radium-226												
Lucas Cell, Ra226, Liquid "As Received"												
Radium-226		0.927	+/-0.386	0.295	1.00	pCi/L		LXP1	08/17/23	0916	2464194	3

The following Analytical Methods were performed:

Method	Description	Analyst Comments
1	EPA 904.0/SW846 9320 Modified	
2	Calculation	
3	EPA 903.1 Modified	

Surrogate/Tracer Recovery	Test	Result	Nominal	Recovery%	Acceptable Limits
Barium-133 Tracer	GFPC, Ra228, Liquid "As Received"			91.6	(15%-125%)

Notes:

Counting Uncertainty is calculated at the 95% confidence level (1.96-sigma).

Column headers are defined as follows:

DF: Dilution Factor	Lc/LC: Critical Level
DL: Detection Limit	PF: Prep Factor
MDA: Minimum Detectable Activity	RL: Reporting Limit
MDC: Minimum Detectable Concentration	SQL: Sample Quantitation Limit

GEL LABORATORIES LLC

2040 Savage Road Charleston SC 29407 - (843) 556-8171 - www.gel.com

Certificate of Analysis

Report Date: August 17, 2023

Company : Santee Cooper
 Address : P.O. Box 2946101
 OCO3
 Moncks Corner, South Carolina 29461
 Contact: Ms. Jeanette Gilmetti
 Project: ABS Lab Analytical

Client Sample ID: AF68730	Project: SOOP00119
Sample ID: 630054010	Client ID: SOOP001
Matrix: GW	
Collect Date: 13-JUL-23 10:01	
Receive Date: 21-JUL-23	
Collector: Client	

Parameter	Qualifier	Result	Uncertainty	MDC	RL	Units	PF	DF	Analyst	Date	Time	Batch	Method
Rad Gas Flow Proportional Counting													
GFPC, Ra228, Liquid "As Received"													
Radium-228	U	0.272	+/-0.745	1.38	3.00	pCi/L		JE1	08/09/23	1337	2464193		1
Radium-226+Radium-228 Calculation "See Parent Products"													
Radium-226+228 Sum		2.75	+/-1.03			pCi/L		NXL1	08/17/23	1207	2464198		2
Rad Radium-226													
Lucas Cell, Ra226, Liquid "As Received"													
Radium-226		2.47	+/-0.719	0.614	1.00	pCi/L		LXP1	08/17/23	0916	2464194		3

The following Analytical Methods were performed:

Method	Description	Analyst Comments
1	EPA 904.0/SW846 9320 Modified	
2	Calculation	
3	EPA 903.1 Modified	

Surrogate/Tracer	Recovery	Test	Result	Nominal	Recovery%	Acceptable Limits
Barium-133 Tracer		GFPC, Ra228, Liquid "As Received"			82	(15%-125%)

Notes:
 Counting Uncertainty is calculated at the 95% confidence level (1.96-sigma).

Column headers are defined as follows:

DF: Dilution Factor	Lc/LC: Critical Level
DL: Detection Limit	PF: Prep Factor
MDA: Minimum Detectable Activity	RL: Reporting Limit
MDC: Minimum Detectable Concentration	SQL: Sample Quantitation Limit

GEL LABORATORIES LLC

2040 Savage Road Charleston SC 29407 - (843) 556-8171 - www.gel.com

Certificate of Analysis

Report Date: August 17, 2023

Company : Santee Cooper
Address : P.O. Box 2946101
OCO3
Moncks Corner, South Carolina 29461
Contact: Ms. Jeanette Gilmetti
Project: ABS Lab Analytical

Client Sample ID: AF68729 Project: SOOP00119
Sample ID: 630054011 Client ID: SOOP001
Matrix: GW
Collect Date: 13-JUL-23 11:24
Receive Date: 21-JUL-23
Collector: Client

Parameter	Qualifier	Result	Uncertainty	MDC	RL	Units	PF	DF	Analyst	Date	Time Batch	Method
Rad Gas Flow Proportional Counting												
GFPC, Ra228, Liquid "As Received"												
Radium-228		2.66	+/-1.11	1.42	3.00	pCi/L		JE1	08/09/23	1337	2464193	1
Radium-226+Radium-228 Calculation "See Parent Products"												
Radium-226+228 Sum		8.89	+/-1.58			pCi/L		NXL1	08/17/23	1207	2464198	2
Rad Radium-226												
Lucas Cell, Ra226, Liquid "As Received"												
Radium-226		6.23	+/-1.12	0.394	1.00	pCi/L		LXP1	08/17/23	0916	2464194	3

The following Analytical Methods were performed:

Method	Description	Analyst Comments
1	EPA 904.0/SW846 9320 Modified	
2	Calculation	
3	EPA 903.1 Modified	

Surrogate/Tracer Recovery	Test	Result	Nominal	Recovery%	Acceptable Limits
Barium-133 Tracer	GFPC, Ra228, Liquid "As Received"			80.5	(15%-125%)

Notes:

Counting Uncertainty is calculated at the 95% confidence level (1.96-sigma).

Column headers are defined as follows:

DF: Dilution Factor Lc/LC: Critical Level
DL: Detection Limit PF: Prep Factor
MDA: Minimum Detectable Activity RL: Reporting Limit
MDC: Minimum Detectable Concentration SQL: Sample Quantitation Limit

GEL LABORATORIES LLC

2040 Savage Road Charleston SC 29407 - (843) 556-8171 - www.gel.com

Certificate of Analysis

Report Date: August 17, 2023

Company : Santee Cooper
 Address : P.O. Box 2946101
 OCO3
 Moncks Corner, South Carolina 29461
 Contact: Ms. Jeanette Gilmetti
 Project: ABS Lab Analytical

Client Sample ID: AF68728	Project: SOOP00119
Sample ID: 630054012	Client ID: SOOP001
Matrix: GW	
Collect Date: 13-JUL-23 13:32	
Receive Date: 21-JUL-23	
Collector: Client	

Parameter	Qualifier	Result	Uncertainty	MDC	RL	Units	PF	DF	Analyst	Date	Time Batch	Method
Rad Gas Flow Proportional Counting												
GFPC, Ra228, Liquid "As Received"												
Radium-228		2.03	+/-1.14	1.70	3.00	pCi/L		JE1	08/09/23	1337	2464193	1
Radium-226+Radium-228 Calculation "See Parent Products"												
Radium-226+228 Sum		3.68	+/-1.28			pCi/L		NXL1	08/17/23	1207	2464198	2
Rad Radium-226												
Lucas Cell, Ra226, Liquid "As Received"												
Radium-226		1.65	+/-0.572	0.492	1.00	pCi/L		LXP1	08/17/23	0947	2464194	3

The following Analytical Methods were performed:

Method	Description	Analyst Comments
1	EPA 904.0/SW846 9320 Modified	
2	Calculation	
3	EPA 903.1 Modified	

Surrogate/Tracer	Recovery Test	Result	Nominal	Recovery%	Acceptable Limits
Barium-133 Tracer	GFPC, Ra228, Liquid "As Received"			80	(15%-125%)

Notes:

Counting Uncertainty is calculated at the 95% confidence level (1.96-sigma).

Column headers are defined as follows:

DF: Dilution Factor	Lc/LC: Critical Level
DL: Detection Limit	PF: Prep Factor
MDA: Minimum Detectable Activity	RL: Reporting Limit
MDC: Minimum Detectable Concentration	SQL: Sample Quantitation Limit

GEL LABORATORIES LLC

2040 Savage Road Charleston, SC 29407 - (843) 556-8171 - www.gel.com

QC Summary

Report Date: August 17, 2023

Page 1 of 2

Santee Cooper
P.O. Box 2946101
OCO3
Moncks Corner, South Carolina
Ms. Jeanette Gilmetti

Contact:
Workorder: 630054

Parmname	NOM	Sample	Qual	QC	Units	RPD%	REC%	Range	Anlst	Date	Time
Rad Gas Flow											
Batch	2464193										
QC1205466431	630054001	DUP									
Radium-228		1.69		1.53	pCi/L	10.2		(0% - 100%)	JE1	08/09/23	13:36
	Uncertainty	+/-1.08		+/-0.862							
QC1205466432	LCS										
Radium-228		79.4		73.7	pCi/L		92.8	(75%-125%)		08/09/23	13:36
	Uncertainty			+/-4.40							
QC1205466430	MB										
Radium-228			U	0.374	pCi/L					08/09/23	13:36
	Uncertainty			+/-1.10							
Rad Ra-226											
Batch	2464194										
QC1205466427	630054001	DUP									
Radium-226		1.76		1.93	pCi/L	9.03		(0% - 100%)	LXP1	08/17/23	09:47
	Uncertainty	+/-0.637		+/-0.646							
QC1205466429	LCS										
Radium-226		25.6		20.0	pCi/L		78.3	(75%-125%)		08/17/23	09:47
	Uncertainty			+/-1.70							
QC1205466426	MB										
Radium-226			U	0.222	pCi/L					08/17/23	09:47
	Uncertainty			+/-0.288							
QC1205466428	630054001	MS									
Radium-226		131		121	pCi/L		91.2	(75%-125%)		08/17/23	09:47
	Uncertainty	+/-0.637		+/-9.22							

- Notes:**
- Counting Uncertainty is calculated at the 95% confidence level (1.96-sigma).
 - The Qualifiers in this report are defined as follows:
 - U Analyte was analyzed for, but not detected above the MDL, MDA, MDC or LOD.
 - J Value is estimated
 - X Consult Case Narrative, Data Summary package, or Project Manager concerning this qualifier
 - H Analytical holding time was exceeded
 - < Result is less than value reported

GEL LABORATORIES LLC

2040 Savage Road Charleston, SC 29407 - (843) 556-8171 - www.gel.com

QC Summary

Workorder: 630054

Page 2 of 2

Parmname	NOM	Sample	Qual	QC	Units	RPD%	REC%	Range	Anlst	Date	Time
>											
UI											
BD											
h											
R											
^											
N/A											
ND											
M											
NJ											
FA											
UJ											
Q											
K											
UL											
L											
NI											
Y											
**											
M											
J											

N/A indicates that spike recovery limits do not apply when sample concentration exceeds spike conc. by a factor of 4 or more or %RPD not applicable.

^ The Relative Percent Difference (RPD) obtained from the sample duplicate (DUP) is evaluated against the acceptance criteria when the sample is greater than five times (5X) the contract required detection limit (RL). In cases where either the sample or duplicate value is less than 5X the RL, a control limit of +/- the RL is used to evaluate the DUP result.

* Indicates that a Quality Control parameter was not within specifications.

For PS, PSD, and SDILT results, the values listed are the measured amounts, not final concentrations.

Where the analytical method has been performed under NELAP certification, the analysis has met all of the requirements of the NELAC standard unless qualified on the QC Summary.

**Radiochemistry
Technical Case Narrative
Santee Cooper
SDG #: 630054**

Product: GFPC, Ra228, Liquid

Analytical Method: EPA 904.0/SW846 9320 Modified

Analytical Procedure: GL-RAD-A-063 REV# 5

Analytical Batch: 2464193

The following samples were analyzed using the above methods and analytical procedure(s).

<u>GEL Sample ID#</u>	<u>Client Sample Identification</u>
630054001	AF68725
630054002	AF68742
630054003	AF68747
630054004	AF68731
630054005	AF68723
630054006	AF68724
630054007	AF68746
630054008	AF68726
630054009	AF68727
630054010	AF68730
630054011	AF68729
630054012	AF68728
1205466430	Method Blank (MB)
1205466431	630054001(AF68725) Sample Duplicate (DUP)
1205466432	Laboratory Control Sample (LCS)

The samples in this SDG were analyzed on an "as received" basis.

Data Summary:

There are no exceptions, anomalies or deviations from the specified methods. All sample data provided in this report met the acceptance criteria specified in the analytical methods and procedures for initial calibration, continuing calibration, instrument controls and process controls where applicable.

Product: Lucas Cell, Ra226, Liquid

Analytical Method: EPA 903.1 Modified

Analytical Procedure: GL-RAD-A-008 REV# 15

Analytical Batch: 2464194

The following samples were analyzed using the above methods and analytical procedure(s).

<u>GEL Sample ID#</u>	<u>Client Sample Identification</u>
630054001	AF68725
630054002	AF68742
630054003	AF68747
630054004	AF68731

630054005	AF68723
630054006	AF68724
630054007	AF68746
630054008	AF68726
630054009	AF68727
630054010	AF68730
630054011	AF68729
630054012	AF68728
1205466426	Method Blank (MB)
1205466427	630054001(AF68725) Sample Duplicate (DUP)
1205466428	630054001(AF68725) Matrix Spike (MS)
1205466429	Laboratory Control Sample (LCS)

The samples in this SDG were analyzed on an "as received" basis.

Data Summary:

All sample data provided in this report met the acceptance criteria specified in the analytical methods and procedures for initial calibration, continuing calibration, instrument controls and process controls where applicable, with the following exceptions.

Miscellaneous Information

Additional Comments

The matrix spike, 1205466428 (AF68725MS), aliquot was reduced to conserve sample volume.

Certification Statement

Where the analytical method has been performed under NELAP certification, the analysis has met all of the requirements of the NELAC standard unless otherwise noted in the analytical case narrative.



Chain of Custody

030064

Customer Email/Report Recipient: LCWILLIA@santecooper.com Date Results Needed by: Project/Task/Unit #: 125915 / JM02.09.601.1 / 36500 Rerun request for any flagged QC Yes No

Analysis Group

Labworks ID # (Internal use only)	Sample Location/ Description	Collection Date	Collection Time	Sample Collector	Total # of containers	Bottle type: (Glass- G/Plastic-P)	Grab (G) or Composite (C)	Matrix (see below)	Preservative (see below)	Comments • Method # • Reporting limit • Misc. sample info • Any other notes	RAD 226	RAD 228	TOTAL RAD CALC
AF68742	WAP-25	↓	1453										
AF68747	WAP-29	7/17/23	1008										
31	WAP-15		1115										
23	WAP-12		1300										
24	WAP-12 DUP		1305										
46	WAP-28		1424										

Relinquished by:	Employee#	Date	Time	Received by:	Employee #	Date	Time
<i>SJBrown</i>	35594	7/21/23	0945	<i>[Signature]</i>	GEL	7/21/23	0945
<i>[Signature]</i>	GEL	7/21/23	1555	<i>[Signature]</i>	GEL	7/21/23	1555

Sample Receiving (Internal Use Only)
 TEMP (°C): _____ Initial: _____
 Correct pH: Yes No
 Preservative Lot#: _____
 Date/Time/Init for preservative: _____

<input type="checkbox"/> METALS (all) <input type="checkbox"/> Ag <input type="checkbox"/> Cu <input type="checkbox"/> Sb <input type="checkbox"/> Al <input type="checkbox"/> Fe <input type="checkbox"/> Se <input type="checkbox"/> As <input type="checkbox"/> K <input type="checkbox"/> Sn <input type="checkbox"/> B <input type="checkbox"/> Li <input type="checkbox"/> Sr <input type="checkbox"/> Ba <input type="checkbox"/> Mg <input type="checkbox"/> Ti <input type="checkbox"/> Be <input type="checkbox"/> Mn <input type="checkbox"/> Tl <input type="checkbox"/> Ca <input type="checkbox"/> Mo <input type="checkbox"/> V <input type="checkbox"/> Cd <input type="checkbox"/> Na <input type="checkbox"/> Zn <input type="checkbox"/> Co <input type="checkbox"/> Ni <input type="checkbox"/> Hg <input type="checkbox"/> Cr <input type="checkbox"/> Pb <input type="checkbox"/> CrVI	Nutrients <input type="checkbox"/> TOC <input type="checkbox"/> DOC <input type="checkbox"/> TP/TPO4 <input type="checkbox"/> NH3-N <input type="checkbox"/> F <input type="checkbox"/> Cl <input type="checkbox"/> NO2 <input type="checkbox"/> Br <input type="checkbox"/> NO3 <input type="checkbox"/> SO4	MISC. <input type="checkbox"/> BTEX <input type="checkbox"/> Naphthalene <input type="checkbox"/> THM/HAA <input type="checkbox"/> VOC <input type="checkbox"/> Oil & Grease <input type="checkbox"/> E. Coli <input type="checkbox"/> Total Coliform <input type="checkbox"/> pH <input type="checkbox"/> Dissolved As <input type="checkbox"/> Dissolved Fe <input type="checkbox"/> Rad 226 <input type="checkbox"/> Rad 228 <input type="checkbox"/> PCB	Gypsum <input type="checkbox"/> Wallboard Gypsum (all below) <input type="checkbox"/> AIM <input type="checkbox"/> TOC <input type="checkbox"/> Total metals <input type="checkbox"/> Soluble Metals <input type="checkbox"/> Purity (CaSO4) <input type="checkbox"/> % Moisture <input type="checkbox"/> Sulfites <input type="checkbox"/> pH <input type="checkbox"/> Chlorides <input type="checkbox"/> Particle Size <input type="checkbox"/> Sulfur	Coal <input type="checkbox"/> Ultimate <input type="checkbox"/> % Moisture <input type="checkbox"/> Ash <input type="checkbox"/> Sulfur <input type="checkbox"/> BTUs <input type="checkbox"/> Volatile Matter <input type="checkbox"/> CHN Other Tests: <input type="checkbox"/> XRF Scan <input type="checkbox"/> HGI <input type="checkbox"/> Fineness <input type="checkbox"/> Particulate Matter	Flyash <input type="checkbox"/> Ammonia <input type="checkbox"/> LOI <input type="checkbox"/> % Carbon <input type="checkbox"/> Mineral Analysis <input type="checkbox"/> Sieve <input type="checkbox"/> % Moisture NPDES <input type="checkbox"/> Oil & Grease <input type="checkbox"/> As <input type="checkbox"/> TSS	Oil <input type="checkbox"/> Trans. Oil Qual. <input type="checkbox"/> % Moisture <input type="checkbox"/> Color <input type="checkbox"/> Acidity <input type="checkbox"/> Dielectric Strength <input type="checkbox"/> IFT <input type="checkbox"/> Dissolved Gases <input type="checkbox"/> Used Oil <input type="checkbox"/> Flashpoint <input type="checkbox"/> Metals in oil (As, Cd, Cr, Ni, Pb, Hg) <input type="checkbox"/> TX <input type="checkbox"/> GOFER
--	--	--	---	---	--	--



Chain of Custody

Customer Email/Report Recipient: LCWILLIA@santecooper.com Date Results Needed by: Project/Task/Unit #: 125915 / JM02.09.G01.1 / 36500 Rerun request for any flagged QC: Yes No

Analysis Group

Labworks ID # (Internal use only)	Sample Location/ Description	Collection Date	Collection Time	Sample Collector	Total # of containers	Bottle type: (Glass- G/Plastic-P)	Grab (G) or Composite (C)	Matrix(see below)	Preservative (see below)	Comments • Method # • Reporting limit • Misc. sample info • Any other notes	RAD 226	RAD 228	TOTAL RAD CALS
AF68726	WAP-14	7/13/23	1416	WJK ML	2	P	G	GW	2				X
AF68727	WAP-14 DUP		1421										
AF68730	WAP-14C		1001										
AF68729	WAP-14B		1124										
AF68728	WAP-14A		1332										

Relinquished by:	Employee#	Date	Time	Received by:	Employee #	Date	Time
<i>SJBrown</i>	35594	7/21/23	0945	<i>[Signature]</i>	GEL	7/21/23	0945
<i>[Signature]</i>	<i>GEL</i>	7/21/23	1555	<i>[Signature]</i>	GEL	7/21/23	1555

Sample Receiving (Internal Use Only)
 TEMP (°C): _____ Initial: _____
 Correct pH: Yes No
 Preservative Lot#: _____
 Date/Time/Init for preservative: _____

<input type="checkbox"/> METALS (all) <input type="checkbox"/> Ag <input type="checkbox"/> Cu <input type="checkbox"/> Sb <input type="checkbox"/> Al <input type="checkbox"/> Fe <input type="checkbox"/> Se <input type="checkbox"/> As <input type="checkbox"/> K <input type="checkbox"/> Sn <input type="checkbox"/> B <input type="checkbox"/> Li <input type="checkbox"/> Sr <input type="checkbox"/> Ba <input type="checkbox"/> Mg <input type="checkbox"/> Ti <input type="checkbox"/> Be <input type="checkbox"/> Mn <input type="checkbox"/> Tl <input type="checkbox"/> Ca <input type="checkbox"/> Mo <input type="checkbox"/> V <input type="checkbox"/> Cd <input type="checkbox"/> Na <input type="checkbox"/> Zn <input type="checkbox"/> Co <input type="checkbox"/> Ni <input type="checkbox"/> Hg <input type="checkbox"/> Cr <input type="checkbox"/> Pb <input type="checkbox"/> CrVI	Nutrients <input type="checkbox"/> TOC <input type="checkbox"/> DOC <input type="checkbox"/> TP/TPO4 <input type="checkbox"/> NH3-N <input type="checkbox"/> F <input type="checkbox"/> Cl <input type="checkbox"/> NO2 <input type="checkbox"/> Br <input type="checkbox"/> NO3 <input type="checkbox"/> SO4	MISC. <input type="checkbox"/> BTEX <input type="checkbox"/> Naphthalene <input type="checkbox"/> THM/HAA <input type="checkbox"/> VOC <input type="checkbox"/> Oil & Grease <input type="checkbox"/> E. Coli <input type="checkbox"/> Total Coliform <input type="checkbox"/> pH <input type="checkbox"/> Dissolved As <input type="checkbox"/> Dissolved Fe <input type="checkbox"/> Rad 226 <input type="checkbox"/> Rad 228 <input type="checkbox"/> PCB	Gypsum <input type="checkbox"/> Wallboard Gypsum(all below) <input type="checkbox"/> AIM <input type="checkbox"/> TOC <input type="checkbox"/> Total metals <input type="checkbox"/> Soluble Metals <input type="checkbox"/> Purity (CaSO4) <input type="checkbox"/> % Moisture <input type="checkbox"/> Sulfites <input type="checkbox"/> pH <input type="checkbox"/> Chlorides <input type="checkbox"/> Particle Size <input type="checkbox"/> Sulfur	Coal <input type="checkbox"/> Ultimate <input type="checkbox"/> % Moisture <input type="checkbox"/> Ash <input type="checkbox"/> Sulfur <input type="checkbox"/> BTUs <input type="checkbox"/> Volatile Matter <input type="checkbox"/> CHN Other Tests: <input type="checkbox"/> XRF Scan <input type="checkbox"/> HGI <input type="checkbox"/> Fineness <input type="checkbox"/> Particulate Matter	Flyash <input type="checkbox"/> Ammonia <input type="checkbox"/> LOI <input type="checkbox"/> % Carbon <input type="checkbox"/> Mineral Analysis <input type="checkbox"/> Sieve <input type="checkbox"/> % Moisture NPDES <input type="checkbox"/> Oil & Grease <input type="checkbox"/> As <input type="checkbox"/> TSS	Oil <input type="checkbox"/> Trans. Oil Qual. <input type="checkbox"/> %Moisture <input type="checkbox"/> Color <input type="checkbox"/> Acidity <input type="checkbox"/> Dielectric Strength <input type="checkbox"/> IFT <input type="checkbox"/> Dissolved Gases <input type="checkbox"/> Used Oil <input type="checkbox"/> Flashpoint <input type="checkbox"/> Metals in oil (As,Cd,Cr,Ni,Pb Hg) <input type="checkbox"/> TX <input type="checkbox"/> GOFER
--	--	--	--	---	--	--

Matrix codes: GW-groundwater, DW-drinking water, SW-surface water, WW-waste water, BW-boiler water, L-limestone, Oil-oil, S-Soil, SL-solid, Coal-G-gypsum, FA-flyash, BA-bottom ash, M-misc (describe in comment section)
 Preservation codes: 1=HCl 2=HNO3 3=H2SO4 4=HCl 5=Na2S2O3 6-Other (Specify)

JR

SAMPLE RECEIPT & REVIEW FORM

Client: <u>SOOP</u>		SDG/AR/COC/Work Order: <u>630054</u>	
Received By: <u>EG</u>		Date Received: <u>7/21/23</u> <u>1555</u>	
Carrier and Tracking Number		Circle Applicable: FedEx Express FedEx Ground UPS Field Services Courier Other	
		<u>Courier</u>	
Suspected Hazard Information		Yes	No
*If Net Counts > 100cpm on samples not marked "radioactive", contact the Radiation Safety Group for further investigation.			
A) Shipped as a DOT Hazardous?			<input checked="" type="checkbox"/>
B) Did the client designate the samples are to be received as radioactive?			<input checked="" type="checkbox"/>
C) Did the RSO classify the samples as radioactive?			<input checked="" type="checkbox"/>
D) Did the client designate samples are hazardous?			<input checked="" type="checkbox"/>
E) Did the RSO identify possible hazards?			<input checked="" type="checkbox"/>
Sample Receipt Criteria		Yes	NA
		No	
Comments/Qualifiers (Required for Non-Conforming Items)			
1	Shipping containers received intact and sealed?	<input checked="" type="checkbox"/>	<input checked="" type="checkbox"/>
Circle Applicable: Seals broken Damaged container Leaking container Other (describe)			
2	Chain of custody documents included with shipment?	<input checked="" type="checkbox"/>	<input checked="" type="checkbox"/>
Circle Applicable: Client contacted and provided COC COC created upon receipt			
3	Samples requiring cold preservation within (0 ≤ deg. C)?*	<input checked="" type="checkbox"/>	<input checked="" type="checkbox"/>
Preservation Method: <u>Wet Ice</u> Ice Packs Dry ice None Other: *all temperatures are recorded in Celsius TEMP: <u>6</u>			
4	Daily check performed and passed on IR temperature gun?	<input checked="" type="checkbox"/>	<input checked="" type="checkbox"/>
Temperature Device Serial #: <u>IR5-23</u> Secondary Temperature Device Serial # (If Applicable):			
5	Sample containers intact and sealed?	<input checked="" type="checkbox"/>	<input checked="" type="checkbox"/>
Circle Applicable: Seals broken Damaged container Leaking container Other (describe)			
6	Samples requiring chemical preservation at proper pH?	<input checked="" type="checkbox"/>	<input checked="" type="checkbox"/>
Sample ID's and Containers Affected: <u>WAP-14 DGP, WAP-15, WAP-14 PH 72</u> If Preservation added, Lot#:			
7	Do any samples require Volatile Analysis?	<input checked="" type="checkbox"/>	<input checked="" type="checkbox"/>
		If Yes, are Encores or Soil Kits present for solids? Yes ___ No ___ NA ___ (If yes, take to VOA Freezer)	
		Do liquid VOA vials contain acid preservation? Yes ___ No ___ NA ___ (If unknown, select No)	
Are liquid VOA vials free of headspace? Yes ___ No ___ NA ___		Sample ID's and containers affected:	
8	Samples received within holding time?	<input checked="" type="checkbox"/>	<input checked="" type="checkbox"/>
ID's and tests affected:			
9	Sample ID's on COC match ID's on bottles?	<input checked="" type="checkbox"/>	<input checked="" type="checkbox"/>
ID's and containers affected:			
10	Date & time on COC match date & time on bottles?	<input checked="" type="checkbox"/>	<input checked="" type="checkbox"/>
Circle Applicable: No dates on containers No times on containers COC missing info Other (describe)			
11	Number of containers received match number indicated on COC?	<input checked="" type="checkbox"/>	<input checked="" type="checkbox"/>
Circle Applicable: No container count on COC Other (describe)			
12	Are sample containers identifiable as GEL provided by use of GEL labels?	<input checked="" type="checkbox"/>	<input checked="" type="checkbox"/>
13	COC form is properly signed in relinquished/received sections?	<input checked="" type="checkbox"/>	<input checked="" type="checkbox"/>
Circle Applicable: Not relinquished Other (describe)			
Comments (Use Continuation Form if needed):			

PM (or PMA) review: Initials CO Date 7/24/23 Page 1 of 1

List of current GEL Certifications as of 17 August 2023

State	Certification
Alabama	42200
Alaska	17-018
Alaska Drinking Water	SC00012
Arkansas	88-0651
CLIA	42D0904046
California	2940
Colorado	SC00012
Connecticut	PH-0169
DoD ELAP/ ISO17025 A2LA	2567.01
Florida NELAP	E87156
Foreign Soils Permit	P330-15-00283, P330-15-00253
Georgia	SC00012
Georgia SDWA	967
Hawaii	SC00012
Idaho	SC00012
Illinois NELAP	200029
Indiana	C-SC-01
Kansas NELAP	E-10332
Kentucky SDWA	90129
Kentucky Wastewater	90129
Louisiana Drinking Water	LA024
Louisiana NELAP	03046 (AI33904)
Maine	2019020
Maryland	270
Massachusetts	M-SC012
Massachusetts PFAS Approv	Letter
Michigan	9976
Mississippi	SC00012
Nebraska	NE-OS-26-13
Nevada	SC000122023-4
New Hampshire NELAP	2054
New Jersey NELAP	SC002
New Mexico	SC00012
New York NELAP	11501
North Carolina	233
North Carolina SDWA	45709
North Dakota	R-158
Oklahoma	2022-160
Pennsylvania NELAP	68-00485
Puerto Rico	SC00012
S. Carolina Radiochem	10120002
Sanitation Districts of L	9255651
South Carolina Chemistry	10120001
Tennessee	TN 02934
Texas NELAP	T104704235-22-20
Utah NELAP	SC000122022-37
Vermont	VT87156
Virginia NELAP	460202
Washington	C780

September 08, 2023

Ms. Jeanette Gilmetti
Santee Cooper
P.O. Box 2946101
OCO3
Moncks Corner, South Carolina 29461

Re: ABS Lab Analytical
Work Order: 635742

Dear Ms. Gilmetti:

GEL Laboratories, LLC (GEL) appreciates the opportunity to provide the enclosed analytical results for the sample(s) we received on September 01, 2023. This original data report has been prepared and reviewed in accordance with GEL's standard operating procedures.

The samples were delivered with proper chain of custody documentation and signatures. All sample containers arrived without any visible signs of tampering or breakage. There are no additional comments concerning sample receipt.

Test results for NELAP or ISO 17025 accredited tests are verified to meet the requirements of those standards, with any exceptions noted. The results reported relate only to the items tested and to the sample as received by the laboratory. These results may not be reproduced except as full reports without approval by the laboratory. Copies of GEL's accreditations and certifications can be found on our website at www.gel.com.

Our policy is to provide high quality, personalized analytical services to enable you to meet your analytical needs on time every time. We trust that you will find everything in order and to your satisfaction. If you have any questions, please do not hesitate to call me at (843) 556-8171, ext. 4289.

Sincerely,

Julie Robinson
Project Manager

Purchase Order: 398684
Enclosures



GEL LABORATORIES LLC

2040 Savage Road Charleston SC 29407 - (843) 556-8171 - www.gel.com

Certificate of Analysis Report for

SOOP001 Santee Cooper

Client SDG: 635742 GEL Work Order: 635742

The Qualifiers in this report are defined as follows:

- * A quality control analyte recovery is outside of specified acceptance criteria
- ** Analyte is a Tracer compound
- ** Analyte is a surrogate compound
- H Analytical holding time was exceeded
- J Value is estimated
- U Analyte was analyzed for, but not detected above the MDL, MDA, MDC or LOD.

Where the analytical method has been performed under NELAP certification, the analysis has met all of the requirements of the NELAC standard unless qualified on the Certificate of Analysis.

The designation ND, if present, appears in the result column when the analyte concentration is not detected above the limit as defined in the 'U' qualifier above.

This data report has been prepared and reviewed in accordance with GEL Laboratories LLC standard operating procedures. Please direct any questions to your Project Manager, Julie Robinson.

Reviewed by



GEL LABORATORIES LLC

2040 Savage Road Charleston SC 29407 - (843) 556-8171 - www.gel.com

Certificate of Analysis

Report Date: September 8, 2023

Company : Santee Cooper
 Address : P.O. Box 2946101
 OCO3
 Moncks Corner, South Carolina 29461
 Contact: Ms. Jeanette Gilmetti
 Project: ABS Lab Analytical

Client Sample ID: AF75783 Project: SOOP00119
 Sample ID: 635742001 Client ID: SOOP001
 Matrix: GW
 Collect Date: 23-AUG-23 13:49
 Receive Date: 01-SEP-23
 Collector: Client

Parameter	Qualifier	Result	DL	RL	Units	PF	DF	Analyst	Date	Time	Batch	Method
Ion Chromatography												
EPA 300.0 Fluoride, Liquid "As Received"												
Chloride		212	3.35	10.0	mg/L		50	JLD1	09/03/23	1326	2486861	1
Sulfate		57.6	6.65	20.0	mg/L		50					
Fluoride	J	0.0685	0.0330	0.100	mg/L		1	JLD1	09/02/23	1419	2486861	2

The following Analytical Methods were performed:

Method	Description	Analyst Comments
1	EPA 300.0	
2	EPA 300.0	

Notes:

Column headers are defined as follows:

DF: Dilution Factor Lc/LC: Critical Level
 DL: Detection Limit PF: Prep Factor
 MDA: Minimum Detectable Activity RL: Reporting Limit
 MDC: Minimum Detectable Concentration SQL: Sample Quantitation Limit

GEL LABORATORIES LLC

2040 Savage Road Charleston SC 29407 - (843) 556-8171 - www.gel.com

Certificate of Analysis

Report Date: September 8, 2023

Company : Santee Cooper
Address : P.O. Box 2946101
OCO3
Moncks Corner, South Carolina 29461
Contact: Ms. Jeanette Gilmetti
Project: ABS Lab Analytical

Client Sample ID: AF75784 Project: SOOP00119
Sample ID: 635742002 Client ID: SOOP001
Matrix: GW
Collect Date: 23-AUG-23 11:09
Receive Date: 01-SEP-23
Collector: Client

Parameter	Qualifier	Result	DL	RL	Units	PF	DF	Analyst	Date	Time	Batch	Method
Ion Chromatography												
EPA 300.0 Fluoride, Liquid "As Received"												
Chloride		354	6.70	20.0	mg/L		100	JLD1	09/03/23	1358	2486861	1
Sulfate		99.8	13.3	40.0	mg/L		100					
Fluoride		0.233	0.0330	0.100	mg/L		1	JLD1	09/02/23	1451	2486861	2

The following Analytical Methods were performed:

Method	Description	Analyst	Comments
1	EPA 300.0		
2	EPA 300.0		

Notes:

Column headers are defined as follows:

DF: Dilution Factor Lc/LC: Critical Level
DL: Detection Limit PF: Prep Factor
MDA: Minimum Detectable Activity RL: Reporting Limit
MDC: Minimum Detectable Concentration SQL: Sample Quantitation Limit

GEL LABORATORIES LLC

2040 Savage Road Charleston SC 29407 - (843) 556-8171 - www.gel.com

Certificate of Analysis

Report Date: September 8, 2023

Company : Santee Cooper
Address : P.O. Box 2946101
OCO3
Moncks Corner, South Carolina 29461
Contact: Ms. Jeanette Gilmetti
Project: ABS Lab Analytical

Client Sample ID: AF75785
Sample ID: 635742003
Matrix: GW
Collect Date: 23-AUG-23 11:14
Receive Date: 01-SEP-23
Collector: Client

Project: SOOP00119
Client ID: SOOP001

Parameter	Qualifier	Result	DL	RL	Units	PF	DF	Analyst	Date	Time	Batch	Method
Ion Chromatography												
EPA 300.0 Fluoride, Liquid "As Received"												
Fluoride		0.237	0.0330	0.100	mg/L		1	JLD1	09/02/23	1523	2486861	1
Chloride		325	6.70	20.0	mg/L		100	JLD1	09/03/23	1430	2486861	2
Sulfate		96.0	13.3	40.0	mg/L		100					

The following Analytical Methods were performed:

Method	Description	Analyst Comments
1	EPA 300.0	
2	EPA 300.0	

Notes:

Column headers are defined as follows:

DF: Dilution Factor
DL: Detection Limit
MDA: Minimum Detectable Activity
MDC: Minimum Detectable Concentration

Lc/LC: Critical Level
PF: Prep Factor
RL: Reporting Limit
SQL: Sample Quantitation Limit

GEL LABORATORIES LLC

2040 Savage Road Charleston SC 29407 - (843) 556-8171 - www.gel.com

Certificate of Analysis

Report Date: September 8, 2023

Company : Santee Cooper
Address : P.O. Box 2946101
OCO3
Moncks Corner, South Carolina 29461
Contact: Ms. Jeanette Gilmetti
Project: ABS Lab Analytical

Client Sample ID: AF75786 Project: SOOP00119
Sample ID: 635742004 Client ID: SOOP001
Matrix: GW
Collect Date: 23-AUG-23 12:35
Receive Date: 01-SEP-23
Collector: Client

Parameter	Qualifier	Result	DL	RL	Units	PF	DF	Analyst	Date	Time	Batch	Method
Ion Chromatography												
EPA 300.0 Fluoride, Liquid "As Received"												
Chloride		862	13.4	40.0	mg/L		200	JLD1	09/03/23	1502	2486861	1
Sulfate		650	26.6	80.0	mg/L		200					
Fluoride	U	ND	0.0330	0.100	mg/L		1	JLD1	09/02/23	1554	2486861	2

The following Analytical Methods were performed:

Method	Description	Analyst	Comments
1	EPA 300.0		
2	EPA 300.0		

Notes:

Column headers are defined as follows:

DF: Dilution Factor Lc/LC: Critical Level
DL: Detection Limit PF: Prep Factor
MDA: Minimum Detectable Activity RL: Reporting Limit
MDC: Minimum Detectable Concentration SQL: Sample Quantitation Limit

GEL LABORATORIES LLC

2040 Savage Road Charleston, SC 29407 - (843) 556-8171 - www.gel.com

QC Summary

Report Date: September 8, 2023

Page 1 of 2

Santee Cooper
P.O. Box 2946101
OCO3
Moncks Corner, South Carolina
Ms. Jeanette Gilmetti

Contact:
Workorder: 635742

Parmname	NOM	Sample	Qual	QC	Units	RPD%	REC%	Range	Anlst	Date	Time
Ion Chromatography											
Batch	2486861										
QC1205506681	635758008	DUP									
Chloride	H	8.12	H	8.10	mg/L	0.269		(0%-20%)	JLD1	09/03/23	02:32
Fluoride	H	0.123	H	0.126	mg/L	2.81	^	(+/-0.100)			
Sulfate	H	22.7	H	22.6	mg/L	0.432		(0%-20%)		09/03/23	16:06
QC1205506678	LCS										
Chloride	5.00			4.70	mg/L		94.1	(90%-110%)		09/03/23	00:56
Fluoride	2.50			2.41	mg/L		96.4	(90%-110%)			
Sulfate	10.0			9.54	mg/L		95.4	(90%-110%)			
QC1205506677	MB										
Chloride			U	ND	mg/L					09/03/23	00:24
Fluoride			U	ND	mg/L						
Sulfate			U	ND	mg/L						
QC1205506682	635758008	PS									
Chloride	5.00	H	8.12	H	13.4	mg/L		105	(90%-110%)	09/03/23	03:04
Fluoride	2.50	H	0.123	H	2.43	mg/L		92.2	(90%-110%)		
Sulfate	10.0	H	11.3	H	21.1	mg/L		97.4	(90%-110%)	09/03/23	16:38

Notes:

GEL LABORATORIES LLC

2040 Savage Road Charleston, SC 29407 - (843) 556-8171 - www.gel.com

QC Summary

Workorder: 635742

Page 2 of 2

Parmname	NOM	Sample	Qual	QC	Units	RPD%	REC%	Range	Anlst	Date	Time
----------	-----	--------	------	----	-------	------	------	-------	-------	------	------

The Qualifiers in this report are defined as follows:

- U Analyte was analyzed for, but not detected above the MDL, MDA, MDC or LOD.
- J Value is estimated
- X Consult Case Narrative, Data Summary package, or Project Manager concerning this qualifier
- H Analytical holding time was exceeded
- < Result is less than value reported
- > Result is greater than value reported
- h Preparation or preservation holding time was exceeded
- R Sample results are rejected
- Z Paint Filter Test--Particulates passed through the filter, however no free liquids were observed.
- d 5-day BOD--The 2:1 depletion requirement was not met for this sample
- ^ RPD of sample and duplicate evaluated using +/-RL. Concentrations are <5X the RL. Qualifier Not Applicable for Radiochemistry.
- N/A RPD or %Recovery limits do not apply.
- ND Analyte concentration is not detected above the detection limit
- NJ Consult Case Narrative, Data Summary package, or Project Manager concerning this qualifier
- E General Chemistry--Concentration of the target analyte exceeds the instrument calibration range
- Q One or more quality control criteria have not been met. Refer to the applicable narrative or DER.
- NI See case narrative
- R Per section 9.3.4.1 of Method 1664 Revision B, due to matrix spike recovery issues, this result may not be reported or used for regulatory compliance purposes.
- B The target analyte was detected in the associated blank.
- e 5-day BOD--Test replicates show more than 30% difference between high and low values. The data is qualified per the method and can be used for reporting purposes
- J See case narrative for an explanation

N/A indicates that spike recovery limits do not apply when sample concentration exceeds spike conc. by a factor of 4 or more or %RPD not applicable.

^ The Relative Percent Difference (RPD) obtained from the sample duplicate (DUP) is evaluated against the acceptance criteria when the sample is greater than five times (5X) the contract required detection limit (RL). In cases where either the sample or duplicate value is less than 5X the RL, a control limit of +/- the RL is used to evaluate the DUP result.

* Indicates that a Quality Control parameter was not within specifications.

For PS, PSD, and SDILT results, the values listed are the measured amounts, not final concentrations.

Where the analytical method has been performed under NELAP certification, the analysis has met all of the requirements of the NELAC standard unless qualified on the QC Summary.

**General Chemistry
 Technical Case Narrative
 Santee Cooper
 SDG #: 635742**

Product: Ion Chromatography
Analytical Method: EPA 300.0
Analytical Procedure: GL-GC-E-086 REV# 33
Analytical Batch: 2486861

The following samples were analyzed using the above methods and analytical procedure(s).

<u>GEL Sample ID#</u>	<u>Client Sample Identification</u>
635742001	AF75783
635742002	AF75784
635742003	AF75785
635742004	AF75786
1205506677	Method Blank (MB)
1205506678	Laboratory Control Sample (LCS)
1205506681	635758008(AF71297) Sample Duplicate (DUP)
1205506682	635758008(AF71297) Post Spike (PS)

The samples in this SDG were analyzed on an "as received" basis.

Data Summary:

All sample data provided in this report met the acceptance criteria specified in the analytical methods and procedures for initial calibration, continuing calibration, instrument controls and process controls where applicable, with the following exceptions.

Technical Information

Holding Times

Samples (See Below) were received by the laboratory outside of the method specified holding time. The data is qualified.

Sample	Analyte	Value
1205506681 (AF71297DUP)		Received 01-SEP-23, out of holding 30-AUG-23
1205506682 (AF71297PS)		Received 01-SEP-23, out of holding 30-AUG-23

Sample Dilutions

The following samples 1205506681 (AF71297DUP), 1205506682 (AF71297PS), 635742001 (AF75783), 635742002 (AF75784), 635742003 (AF75785) and 635742004 (AF75786) were diluted because target analyte concentrations exceeded the calibration range. Dilutions may be required for many reasons, including to minimize matrix interferences or to bring over range target analyte concentrations into the linear calibration range.

Analyte	635742			
	001	002	003	004
Chloride	50X	100X	100X	200X

Sulfate	50X	100X	100X	200X
---------	-----	------	------	------

Miscellaneous Information

Manual Integrations

Sample 635742004 (AF75786) was manually integrated to correctly position the baseline as set in the calibration standards.

Certification Statement

Where the analytical method has been performed under NELAP certification, the analysis has met all of the requirements of the NELAC standard unless otherwise noted in the analytical case narrative.



Chain of Custody

03 5742

Customer Email/Report Recipient: LINDA.WILLIAMS@santecooper.com Date Results Needed by: Project/Task/Unit #: 125915 / JM02.09.G01.1 / 36500 Rerun request for any flagged QC: Yes No

Analysis Group

Labworks ID # (Internal use only)	Sample Location/ Description	Collection Date	Collection Time	Sample Collector	Total # of containers	Bottle type: (Glass- G/Plastic-P)	Grab (G) or Composite (C)	Matrix(see below)	Preservative (see below)	Comments • Method # • Reporting limit • Misc. sample info • Any other notes	F, CI, SO4
AF75783	WAP-27	8/23/23	1349	ZDM BB	1	P	G	GW	1		X
84	WAP-28		1109								X
85	WAP-28 D		1114								X
86	WAP-29		1235								X

Relinquished by:	Employee#	Date	Time	Received by:	Employee #	Date	Time
<i>[Signature]</i>	36851	9/1/23	947	<i>[Signature]</i>	GEL	9/1/23	0947
<i>[Signature]</i>	GEL	9/1/23	1610	<i>[Signature]</i>	Coll	9/23	1610

Sample Receiving (Internal Use Only)
TEMP (°C): _____ Initial: _____
Correct pH: Yes No
Preservative Lot#:
Date/Time/Init for preservative:

<input type="checkbox"/> METALS (all) <input type="checkbox"/> Ag <input type="checkbox"/> Cu <input type="checkbox"/> Sb <input type="checkbox"/> Al <input type="checkbox"/> Fe <input type="checkbox"/> Se <input type="checkbox"/> As <input type="checkbox"/> K <input type="checkbox"/> Sn <input type="checkbox"/> B <input type="checkbox"/> Li <input type="checkbox"/> Sr <input type="checkbox"/> Ba <input type="checkbox"/> Mg <input type="checkbox"/> Ti <input type="checkbox"/> Be <input type="checkbox"/> Mn <input type="checkbox"/> Tl <input type="checkbox"/> Ca <input type="checkbox"/> Mo <input type="checkbox"/> V <input type="checkbox"/> Cd <input type="checkbox"/> Na <input type="checkbox"/> Zn <input type="checkbox"/> Co <input type="checkbox"/> Ni <input type="checkbox"/> Hg <input type="checkbox"/> Cr <input type="checkbox"/> Pb <input type="checkbox"/> CrVI	Nutrients <input type="checkbox"/> TOC <input type="checkbox"/> DOC <input type="checkbox"/> TP/TPO4 <input type="checkbox"/> NH3-N <input type="checkbox"/> F <input type="checkbox"/> Cl <input type="checkbox"/> NO2 <input type="checkbox"/> Br <input type="checkbox"/> NO3 <input type="checkbox"/> SO4	MISC. <input type="checkbox"/> BTEX <input type="checkbox"/> Naphthalene <input type="checkbox"/> THM/HAA <input type="checkbox"/> VOC <input type="checkbox"/> Oil & Grease <input type="checkbox"/> E. Coli <input type="checkbox"/> Total Coliform <input type="checkbox"/> pH <input type="checkbox"/> Dissolved As <input type="checkbox"/> Dissolved Fe <input type="checkbox"/> Rad 226 <input type="checkbox"/> Rad 228 <input type="checkbox"/> PCB	Gypsum <input type="checkbox"/> Wallboard Gypsum(all below) <input type="checkbox"/> AIM <input type="checkbox"/> TOC <input type="checkbox"/> Total metals <input type="checkbox"/> Soluble Metals <input type="checkbox"/> Parity (CaSO4) <input type="checkbox"/> % Moisture <input type="checkbox"/> Sulfites <input type="checkbox"/> pH <input type="checkbox"/> Chlorides <input type="checkbox"/> Particle Size <input type="checkbox"/> Sulfur	Coal <input type="checkbox"/> Ultimate <input type="checkbox"/> % Moisture <input type="checkbox"/> Ash <input type="checkbox"/> Sulfur <input type="checkbox"/> BTUs <input type="checkbox"/> Volatile Matter <input type="checkbox"/> CHN Other Tests: <input type="checkbox"/> XRF Scan <input type="checkbox"/> HGI <input type="checkbox"/> Fineness <input type="checkbox"/> Particulate Matter	Flyash <input type="checkbox"/> Ammonia <input type="checkbox"/> LOI <input type="checkbox"/> % Carbon <input type="checkbox"/> Mineral Analysis <input type="checkbox"/> Sieve <input type="checkbox"/> % Moisture NPDES <input type="checkbox"/> Oil & Grease <input type="checkbox"/> As <input type="checkbox"/> TSS	Oil <input type="checkbox"/> Trans. Oil Qual. <input type="checkbox"/> %Moisture <input type="checkbox"/> Color <input type="checkbox"/> Acidity <input type="checkbox"/> Dielectric Strength <input type="checkbox"/> IFT <input type="checkbox"/> Dissolved Gases Used Oil <input type="checkbox"/> Flashpoint <input type="checkbox"/> Metals in oil (As, Cd, Cr, Ni, Pb, Hg) <input type="checkbox"/> TX <input type="checkbox"/> GOFER
--	--	--	--	---	---	--

SAMPLE RECEIPT & REVIEW FORM

Client: <u>DEP</u>		SDG/AR/COC/Work Order: <u>635742</u>			
Received By: <u>MVH</u>		Date Received: <u>09-01-2023</u>			
Carrier and Tracking Number		Circle Applicable: FedEx Express FedEx Ground UPS Field Services Courier Other			
Suspected Hazard Information		Yes	No		
*If Net Counts > 100cpm on samples not marked "radioactive", contact the Radiation Safety Group for further investigation.					
A) Shipped as a DOT Hazardous?		<input checked="" type="checkbox"/>	Hazard Class Shipped: _____ UN#: _____ If UN2910, Is the Radioactive Shipment Survey Compliant? Yes ___ No ___		
B) Did the client designate the samples are to be received as radioactive?		<input checked="" type="checkbox"/>	COC notation or radioactive stickers on containers equal client designation.		
C) Did the RSO classify the samples as radioactive?		<input checked="" type="checkbox"/>	Maximum Net Counts Observed* (Observed Counts - Area Background Counts): <u>0</u> CPM/ mR/Hr Classified as: Rad 1 Rad 2 Rad 3		
D) Did the client designate samples are hazardous?		<input checked="" type="checkbox"/>	COC notation or hazard labels on containers equal client designation.		
E) Did the RSO identify possible hazards?		<input checked="" type="checkbox"/>	If D or E is yes, select Hazards below. PCB's Flammable Foreign Soil RCRA Asbestos Beryllium Other: _____		
Sample Receipt Criteria		Yes	NA	No	Comments/Qualifiers (Required for Non-Conforming Items)
1	Shipping containers received intact and sealed?	<input checked="" type="checkbox"/>			Circle Applicable: Seals broken Damaged container Leaking container Other (describe)
2	Chain of custody documents included with shipment?	<input checked="" type="checkbox"/>			Circle Applicable: Client contacted and provided COC COC created upon receipt
3	Samples requiring cold preservation within (0 ≤ 6 deg. C)?*	<input checked="" type="checkbox"/>			Preservation Method: Wet Ice Ice Packs Dry ice None Other: _____ *all temperatures are recorded in Celsius TEMP: <u>4</u>
4	Daily check performed and passed on IR temperature gun?	<input checked="" type="checkbox"/>			Temperature Device Serial #: <u>IR2-21</u> Secondary Temperature Device Serial # (If Applicable): _____
5	Sample containers intact and sealed?	<input checked="" type="checkbox"/>			Circle Applicable: Seals broken Damaged container Leaking container Other (describe)
6	Samples requiring chemical preservation at proper pH?	<input checked="" type="checkbox"/>	<input checked="" type="checkbox"/>		Sample ID's and Containers Affected: <u>W49-5 COC</u> If Preservation added, Lot#: _____
7	Do any samples require Volatile Analysis?	<input checked="" type="checkbox"/>			If Yes, are Encores or Soil Kits present for solids? Yes ___ No ___ NA ___ (If yes, take to VOA Freezer)
					Do liquid VOA vials contain acid preservation? Yes ___ No ___ NA ___ (If unknown, select No)
					Are liquid VOA vials free of headspace? Yes ___ No ___ NA ___
8	Samples received within holding time?	<input checked="" type="checkbox"/>			ID's and tests affected:
9	Sample ID's on COC match ID's on bottles?	<input checked="" type="checkbox"/>			ID's and containers affected:
10	Date & time on COC match date & time on bottles?	<input checked="" type="checkbox"/>			Circle Applicable: No dates on containers No times on containers COC missing info Other (describe)
11	Number of containers received match number indicated on COC?	<input checked="" type="checkbox"/>			Circle Applicable: No container count on COC Other (describe)
12	Are sample containers identifiable as GEL provided by use of GEL labels?	<input checked="" type="checkbox"/>			
13	COC form is properly signed in relinquished/received sections?	<input checked="" type="checkbox"/>			Circle Applicable: Not relinquished Other (describe)
Comments (Use Continuation Form if needed):					

PM (or PMA) review: Initials glw Date 9/5/23 Page 1 of 1

List of current GEL Certifications as of 08 September 2023

State	Certification
Alabama	42200
Alaska	17-018
Alaska Drinking Water	SC00012
Arkansas	88-0651
CLIA	42D0904046
California	2940
Colorado	SC00012
Connecticut	PH-0169
DoD ELAP/ ISO17025 A2LA	2567.01
Florida NELAP	E87156
Foreign Soils Permit	P330-15-00283, P330-15-00253
Georgia	SC00012
Georgia SDWA	967
Hawaii	SC00012
Idaho	SC00012
Illinois NELAP	200029
Indiana	C-SC-01
Kansas NELAP	E-10332
Kentucky SDWA	90129
Kentucky Wastewater	90129
Louisiana Drinking Water	LA024
Louisiana NELAP	03046 (AI33904)
Maine	2019020
Maryland	270
Massachusetts	M-SC012
Massachusetts PFAS Approv	Letter
Michigan	9976
Mississippi	SC00012
Nebraska	NE-OS-26-13
Nevada	SC000122023-4
New Hampshire NELAP	2054
New Jersey NELAP	SC002
New Mexico	SC00012
New York NELAP	11501
North Carolina	233
North Carolina SDWA	45709
North Dakota	R-158
Oklahoma	2022-160
Pennsylvania NELAP	68-00485
Puerto Rico	SC00012
S. Carolina Radiochem	10120002
Sanitation Districts of L	9255651
South Carolina Chemistry	10120001
Tennessee	TN 02934
Texas NELAP	T104704235-22-20
Utah NELAP	SC000122022-37
Vermont	VT87156
Virginia NELAP	460202
Washington	C780

ANALYTICAL REPORT

PREPARED FOR

Attn: Linda Williams
South Carolina Public Service Authority
Santee Cooper
PO BOX 2946101
Moncks Corner, South Carolina 29461-2901

Generated 8/9/2023 8:43:07 AM

JOB DESCRIPTION

125915/JM02.08.G01.1/36500

JOB NUMBER

680-238535-1

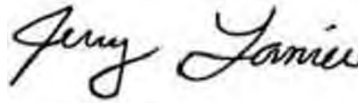
Eurofins Savannah

Job Notes

This report may not be reproduced except in full, and with written approval from the laboratory. The results relate only to the samples tested. For questions please contact the Project Manager at the e-mail address or telephone number listed on this page.

The test results in this report relate only to the samples as received by the laboratory and will meet all requirements of the methodology, with any exceptions noted. This report shall not be reproduced except in full, without the express written approval of the laboratory. All questions should be directed to the Eurofins Environment Testing Southeast, LLC Project Manager.

Authorization



Generated
8/9/2023 8:43:07 AM

Authorized for release by
Jerry Lanier, Project Manager I
Jerry.Lanier@et.eurofinsus.com
(912)250-0281

Table of Contents

Cover Page	1
Table of Contents	3
Case Narrative	4
Sample Summary	5
Method Summary	6
Definitions	7
Detection Summary	8
Client Sample Results	10
QC Sample Results	18
QC Association	21
Chronicle	23
Chain of Custody	25
Receipt Checklists	27
Certification Summary	28



Case Narrative

Client: South Carolina Public Service Authority
Project/Site: 125915/JM02.08.G01.1/36500

Job ID: 680-238535-1

Job ID: 680-238535-1

Laboratory: Eurofins Savannah

Narrative

Job Narrative 680-238535-1

Receipt

The samples were received on 8/2/2023 10:45 AM. Unless otherwise noted below, the samples arrived in good condition, and, where required, properly preserved and on ice. The temperature of the cooler at receipt time was 4.3°C

Receipt Exceptions

The following samples were listed on the Chain of Custody (COC); however, no samples were received: AF68753 (680-238535-1), AF68759 (680-238535-2), AF68752 (680-238535-3), AF68735 (680-238535-4), AF68756 (680-238535-5), AF68758 (680-238535-6), AF68759 (680-238535-7), AF68736 (680-238535-8) and AF68754 (680-238535-9).

Sample -7 not found in cooler.

Sample 9 not listed on COC.

Metals

No additional analytical or quality issues were noted, other than those described above or in the Definitions/ Glossary page.

- 1
- 2
- 3
- 4
- 5
- 6
- 7
- 8
- 9
- 10
- 11
- 12
- 13
- 14

Sample Summary

Client: South Carolina Public Service Authority
Project/Site: 125915/JM02.08.G01.1/36500

Job ID: 680-238535-1

Lab Sample ID	Client Sample ID	Matrix	Collected	Received
680-238535-1	AF68753	Water	07/06/23 13:08	08/02/23 10:45
680-238535-2	AF68759	Water	07/06/23 13:13	08/02/23 10:45
680-238535-3	AF68752	Water	07/06/23 14:09	08/02/23 10:45
680-238535-4	AF68735	Water	07/05/23 09:35	08/02/23 10:45
680-238535-5	AF68756	Water	07/05/23 11:39	08/02/23 10:45
680-238535-6	AF68758	Water	07/06/23 09:47	08/02/23 10:45
680-238535-8	AF68736	Water	07/06/23 11:21	08/02/23 10:45
680-238535-9	AF68754	Water	07/06/23 13:13	08/02/23 10:45

- 1
- 2
- 3
- 4
- 5
- 6
- 7
- 8
- 9
- 10
- 11
- 12
- 13
- 14

Method Summary

Client: South Carolina Public Service Authority
Project/Site: 125915/JM02.08.G01.1/36500

Job ID: 680-238535-1

Method	Method Description	Protocol	Laboratory
6010D	Metals (ICP)	SW846	EET SAV
6020B	Metals (ICP/MS)	SW846	EET SAV
3005A	Preparation, Total Recoverable or Dissolved Metals	SW846	EET SAV

Protocol References:

SW846 = "Test Methods For Evaluating Solid Waste, Physical/Chemical Methods", Third Edition, November 1986 And Its Updates.

Laboratory References:

EET SAV = Eurofins Savannah, 5102 LaRoche Avenue, Savannah, GA 31404, TEL (912)354-7858

- 1
- 2
- 3
- 4
- 5
- 6
- 7
- 8
- 9
- 10
- 11
- 12
- 13
- 14

Definitions/Glossary

Client: South Carolina Public Service Authority
Project/Site: 125915/JM02.08.G01.1/36500

Job ID: 680-238535-1

Qualifiers

Metals	
Qualifier	Qualifier Description
U	Indicates the analyte was analyzed for but not detected.

Glossary

Abbreviation	These commonly used abbreviations may or may not be present in this report.
α	Listed under the "D" column to designate that the result is reported on a dry weight basis
%R	Percent Recovery
CFL	Contains Free Liquid
CFU	Colony Forming Unit
CNF	Contains No Free Liquid
DER	Duplicate Error Ratio (normalized absolute difference)
Dil Fac	Dilution Factor
DL	Detection Limit (DoD/DOE)
DL, RA, RE, IN	Indicates a Dilution, Re-analysis, Re-extraction, or additional Initial metals/anion analysis of the sample
DLC	Decision Level Concentration (Radiochemistry)
EDL	Estimated Detection Limit (Dioxin)
LOD	Limit of Detection (DoD/DOE)
LOQ	Limit of Quantitation (DoD/DOE)
MCL	EPA recommended "Maximum Contaminant Level"
MDA	Minimum Detectable Activity (Radiochemistry)
MDC	Minimum Detectable Concentration (Radiochemistry)
MDL	Method Detection Limit
ML	Minimum Level (Dioxin)
MPN	Most Probable Number
MQL	Method Quantitation Limit
NC	Not Calculated
ND	Not Detected at the reporting limit (or MDL or EDL if shown)
NEG	Negative / Absent
POS	Positive / Present
PQL	Practical Quantitation Limit
PRES	Presumptive
QC	Quality Control
RER	Relative Error Ratio (Radiochemistry)
RL	Reporting Limit or Requested Limit (Radiochemistry)
RPD	Relative Percent Difference, a measure of the relative difference between two points
TEF	Toxicity Equivalent Factor (Dioxin)
TEQ	Toxicity Equivalent Quotient (Dioxin)
TNTC	Too Numerous To Count

Detection Summary

Client: South Carolina Public Service Authority
 Project/Site: 125915/JM02.08.G01.1/36500

Job ID: 680-238535-1

Client Sample ID: AF68753

Lab Sample ID: 680-238535-1

Analyte	Result	Qualifier	RL	MDL	Unit	Dil Fac	D	Method	Prep Type
Calcium	90200		500		ug/L	1		6010D	Total Recoverable
Barium	38.4		5.00		ug/L	1		6020B	Total Recoverable
Iron	3330		100		ug/L	1		6020B	Total Recoverable

Client Sample ID: AF68759

Lab Sample ID: 680-238535-2

Analyte	Result	Qualifier	RL	MDL	Unit	Dil Fac	D	Method	Prep Type
Calcium	190000		500		ug/L	1		6010D	Total Recoverable
Arsenic	4.53		3.00		ug/L	1		6020B	Total Recoverable
Barium	41.7		5.00		ug/L	1		6020B	Total Recoverable
Iron	433		100		ug/L	1		6020B	Total Recoverable

Client Sample ID: AF68752

Lab Sample ID: 680-238535-3

Analyte	Result	Qualifier	RL	MDL	Unit	Dil Fac	D	Method	Prep Type
Calcium	18700		500		ug/L	1		6010D	Total Recoverable
Arsenic	10.7		3.00		ug/L	1		6020B	Total Recoverable
Barium	32.8		5.00		ug/L	1		6020B	Total Recoverable
Cobalt	0.810		0.500		ug/L	1		6020B	Total Recoverable
Iron	608		100		ug/L	1		6020B	Total Recoverable

Client Sample ID: AF68735

Lab Sample ID: 680-238535-4

Analyte	Result	Qualifier	RL	MDL	Unit	Dil Fac	D	Method	Prep Type
Calcium	92600		500		ug/L	1		6010D	Total Recoverable
Arsenic	216		3.00		ug/L	1		6020B	Total Recoverable
Barium	139		5.00		ug/L	1		6020B	Total Recoverable
Cobalt	0.780		0.500		ug/L	1		6020B	Total Recoverable
Iron	1040		100		ug/L	1		6020B	Total Recoverable

Client Sample ID: AF68756

Lab Sample ID: 680-238535-5

Analyte	Result	Qualifier	RL	MDL	Unit	Dil Fac	D	Method	Prep Type
Calcium	62200		500		ug/L	1		6010D	Total Recoverable
Arsenic	77.6		3.00		ug/L	1		6020B	Total Recoverable
Barium	33.3		5.00		ug/L	1		6020B	Total Recoverable
Cobalt	1.09		0.500		ug/L	1		6020B	Total Recoverable

This Detection Summary does not include radiochemical test results.

Eurofins Savannah

Detection Summary

Client: South Carolina Public Service Authority
 Project/Site: 125915/JM02.08.G01.1/36500

Job ID: 680-238535-1

Client Sample ID: AF68756 (Continued)

Lab Sample ID: 680-238535-5

Analyte	Result	Qualifier	RL	MDL	Unit	Dil Fac	D	Method	Prep Type
Iron	1750		100		ug/L	1		6020B	Total Recoverable

Client Sample ID: AF68758

Lab Sample ID: 680-238535-6

Analyte	Result	Qualifier	RL	MDL	Unit	Dil Fac	D	Method	Prep Type
Calcium	193000		500		ug/L	1		6010D	Total Recoverable
Arsenic	4.57		3.00		ug/L	1		6020B	Total Recoverable
Barium	41.4		5.00		ug/L	1		6020B	Total Recoverable
Iron	466		100		ug/L	1		6020B	Total Recoverable

Client Sample ID: AF68736

Lab Sample ID: 680-238535-8

Analyte	Result	Qualifier	RL	MDL	Unit	Dil Fac	D	Method	Prep Type
Calcium	639000		500		ug/L	1		6010D	Total Recoverable
Arsenic	173		3.00		ug/L	1		6020B	Total Recoverable
Barium	104		5.00		ug/L	1		6020B	Total Recoverable
Cobalt	0.640		0.500		ug/L	1		6020B	Total Recoverable
Iron	2750		100		ug/L	1		6020B	Total Recoverable

Client Sample ID: AF68754

Lab Sample ID: 680-238535-9

Analyte	Result	Qualifier	RL	MDL	Unit	Dil Fac	D	Method	Prep Type
Calcium	88000		500		ug/L	1		6010D	Total Recoverable
Barium	38.4		5.00		ug/L	1		6020B	Total Recoverable
Iron	3320		100		ug/L	1		6020B	Total Recoverable

This Detection Summary does not include radiochemical test results.

Eurofins Savannah

Client Sample Results

Client: South Carolina Public Service Authority
 Project/Site: 125915/JM02.08.G01.1/36500

Job ID: 680-238535-1

Client Sample ID: AF68753

Lab Sample ID: 680-238535-1

Date Collected: 07/06/23 13:08

Matrix: Water

Date Received: 08/02/23 10:45

Method: SW846 6010D - Metals (ICP) - Total Recoverable

Analyte	Result	Qualifier	RL	MDL	Unit	D	Prepared	Analyzed	Dil Fac
Calcium	90200		500		ug/L		08/03/23 06:38	08/04/23 17:33	1
Selenium	20.0	U	20.0		ug/L		08/03/23 06:38	08/04/23 17:33	1

Method: SW846 6020B - Metals (ICP/MS) - Total Recoverable

Analyte	Result	Qualifier	RL	MDL	Unit	D	Prepared	Analyzed	Dil Fac
Antimony	5.00	U	5.00		ug/L		08/03/23 06:38	08/08/23 15:42	1
Arsenic	3.00	U	3.00		ug/L		08/03/23 06:38	08/08/23 15:42	1
Barium	38.4		5.00		ug/L		08/03/23 06:38	08/08/23 15:42	1
Beryllium	0.500	U	0.500		ug/L		08/03/23 06:38	08/08/23 15:42	1
Cadmium	0.500	U	0.500		ug/L		08/03/23 06:38	08/08/23 15:42	1
Chromium	5.00	U	5.00		ug/L		08/03/23 06:38	08/08/23 15:42	1
Cobalt	0.500	U	0.500		ug/L		08/03/23 06:38	08/08/23 15:42	1
Copper	5.00	U	5.00		ug/L		08/03/23 06:38	08/08/23 15:42	1
Iron	3330		100		ug/L		08/03/23 06:38	08/08/23 15:42	1
Lead	2.50	U	2.50		ug/L		08/03/23 06:38	08/08/23 15:42	1
Nickel	5.00	U	5.00		ug/L		08/03/23 06:38	08/08/23 15:42	1
Thallium	1.00	U	1.00		ug/L		08/03/23 06:38	08/08/23 15:42	1
Zinc	20.0	U	20.0		ug/L		08/03/23 06:38	08/08/23 15:42	1

Client Sample Results

Client: South Carolina Public Service Authority
 Project/Site: 125915/JM02.08.G01.1/36500

Job ID: 680-238535-1

Client Sample ID: AF68759

Lab Sample ID: 680-238535-2

Date Collected: 07/06/23 13:13

Matrix: Water

Date Received: 08/02/23 10:45

Method: SW846 6010D - Metals (ICP) - Total Recoverable

Analyte	Result	Qualifier	RL	MDL	Unit	D	Prepared	Analyzed	Dil Fac
Calcium	190000		500		ug/L		08/03/23 06:38	08/04/23 17:30	1
Selenium	20.0	U	20.0		ug/L		08/03/23 06:38	08/04/23 17:30	1

Method: SW846 6020B - Metals (ICP/MS) - Total Recoverable

Analyte	Result	Qualifier	RL	MDL	Unit	D	Prepared	Analyzed	Dil Fac
Antimony	5.00	U	5.00		ug/L		08/03/23 06:38	08/08/23 15:38	1
Arsenic	4.53		3.00		ug/L		08/03/23 06:38	08/08/23 15:38	1
Barium	41.7		5.00		ug/L		08/03/23 06:38	08/08/23 15:38	1
Beryllium	0.500	U	0.500		ug/L		08/03/23 06:38	08/08/23 15:38	1
Cadmium	0.500	U	0.500		ug/L		08/03/23 06:38	08/08/23 15:38	1
Chromium	5.00	U	5.00		ug/L		08/03/23 06:38	08/08/23 15:38	1
Cobalt	0.500	U	0.500		ug/L		08/03/23 06:38	08/08/23 15:38	1
Copper	5.00	U	5.00		ug/L		08/03/23 06:38	08/08/23 15:38	1
Iron	433		100		ug/L		08/03/23 06:38	08/08/23 15:38	1
Lead	2.50	U	2.50		ug/L		08/03/23 06:38	08/08/23 15:38	1
Nickel	5.00	U	5.00		ug/L		08/03/23 06:38	08/08/23 15:38	1
Thallium	1.00	U	1.00		ug/L		08/03/23 06:38	08/08/23 15:38	1
Zinc	20.0	U	20.0		ug/L		08/03/23 06:38	08/08/23 15:38	1

Client Sample Results

Client: South Carolina Public Service Authority
 Project/Site: 125915/JM02.08.G01.1/36500

Job ID: 680-238535-1

Client Sample ID: AF68752

Lab Sample ID: 680-238535-3

Date Collected: 07/06/23 14:09

Matrix: Water

Date Received: 08/02/23 10:45

Method: SW846 6010D - Metals (ICP) - Total Recoverable

Analyte	Result	Qualifier	RL	MDL	Unit	D	Prepared	Analyzed	Dil Fac
Calcium	18700		500		ug/L		08/03/23 06:38	08/04/23 17:38	1
Selenium	20.0	U	20.0		ug/L		08/03/23 06:38	08/04/23 17:38	1

Method: SW846 6020B - Metals (ICP/MS) - Total Recoverable

Analyte	Result	Qualifier	RL	MDL	Unit	D	Prepared	Analyzed	Dil Fac
Antimony	5.00	U	5.00		ug/L		08/03/23 06:38	08/08/23 15:50	1
Arsenic	10.7		3.00		ug/L		08/03/23 06:38	08/08/23 15:50	1
Barium	32.8		5.00		ug/L		08/03/23 06:38	08/08/23 15:50	1
Beryllium	0.500	U	0.500		ug/L		08/03/23 06:38	08/08/23 15:50	1
Cadmium	0.500	U	0.500		ug/L		08/03/23 06:38	08/08/23 15:50	1
Chromium	5.00	U	5.00		ug/L		08/03/23 06:38	08/08/23 15:50	1
Cobalt	0.810		0.500		ug/L		08/03/23 06:38	08/08/23 15:50	1
Copper	5.00	U	5.00		ug/L		08/03/23 06:38	08/08/23 15:50	1
Iron	608		100		ug/L		08/03/23 06:38	08/08/23 15:50	1
Lead	2.50	U	2.50		ug/L		08/03/23 06:38	08/08/23 15:50	1
Nickel	5.00	U	5.00		ug/L		08/03/23 06:38	08/08/23 15:50	1
Thallium	1.00	U	1.00		ug/L		08/03/23 06:38	08/08/23 15:50	1
Zinc	20.0	U	20.0		ug/L		08/03/23 06:38	08/08/23 15:50	1

Client Sample Results

Client: South Carolina Public Service Authority
 Project/Site: 125915/JM02.08.G01.1/36500

Job ID: 680-238535-1

Client Sample ID: AF68735

Lab Sample ID: 680-238535-4

Date Collected: 07/05/23 09:35

Matrix: Water

Date Received: 08/02/23 10:45

Method: SW846 6010D - Metals (ICP) - Total Recoverable

Analyte	Result	Qualifier	RL	MDL	Unit	D	Prepared	Analyzed	Dil Fac
Calcium	92600		500		ug/L		08/07/23 12:18	08/08/23 14:06	1
Selenium	20.0	U	20.0		ug/L		08/07/23 12:18	08/08/23 14:06	1

Method: SW846 6020B - Metals (ICP/MS) - Total Recoverable

Analyte	Result	Qualifier	RL	MDL	Unit	D	Prepared	Analyzed	Dil Fac
Antimony	5.00	U	5.00		ug/L		08/07/23 12:18	08/08/23 20:45	1
Arsenic	216		3.00		ug/L		08/07/23 12:18	08/08/23 20:45	1
Barium	139		5.00		ug/L		08/07/23 12:18	08/08/23 20:45	1
Beryllium	0.500	U	0.500		ug/L		08/07/23 12:18	08/08/23 20:45	1
Cadmium	0.500	U	0.500		ug/L		08/07/23 12:18	08/08/23 20:45	1
Chromium	5.00	U	5.00		ug/L		08/07/23 12:18	08/08/23 20:45	1
Cobalt	0.780		0.500		ug/L		08/07/23 12:18	08/08/23 20:45	1
Copper	5.00	U	5.00		ug/L		08/07/23 12:18	08/08/23 20:45	1
Iron	1040		100		ug/L		08/07/23 12:18	08/08/23 20:45	1
Lead	2.50	U	2.50		ug/L		08/07/23 12:18	08/08/23 20:45	1
Nickel	5.00	U	5.00		ug/L		08/07/23 12:18	08/08/23 20:45	1
Thallium	1.00	U	1.00		ug/L		08/07/23 12:18	08/08/23 20:45	1
Zinc	20.0	U	20.0		ug/L		08/07/23 12:18	08/08/23 20:45	1

Client Sample Results

Client: South Carolina Public Service Authority
 Project/Site: 125915/JM02.08.G01.1/36500

Job ID: 680-238535-1

Client Sample ID: AF68756

Lab Sample ID: 680-238535-5

Date Collected: 07/05/23 11:39

Matrix: Water

Date Received: 08/02/23 10:45

Method: SW846 6010D - Metals (ICP) - Total Recoverable

Analyte	Result	Qualifier	RL	MDL	Unit	D	Prepared	Analyzed	Dil Fac
Calcium	62200		500		ug/L		08/07/23 12:18	08/08/23 14:04	1
Selenium	20.0	U	20.0		ug/L		08/07/23 12:18	08/08/23 14:04	1

Method: SW846 6020B - Metals (ICP/MS) - Total Recoverable

Analyte	Result	Qualifier	RL	MDL	Unit	D	Prepared	Analyzed	Dil Fac
Antimony	5.00	U	5.00		ug/L		08/07/23 12:18	08/08/23 20:41	1
Arsenic	77.6		3.00		ug/L		08/07/23 12:18	08/08/23 20:41	1
Barium	33.3		5.00		ug/L		08/07/23 12:18	08/08/23 20:41	1
Beryllium	0.500	U	0.500		ug/L		08/07/23 12:18	08/08/23 20:41	1
Cadmium	0.500	U	0.500		ug/L		08/07/23 12:18	08/08/23 20:41	1
Chromium	5.00	U	5.00		ug/L		08/07/23 12:18	08/08/23 20:41	1
Cobalt	1.09		0.500		ug/L		08/07/23 12:18	08/08/23 20:41	1
Copper	5.00	U	5.00		ug/L		08/07/23 12:18	08/08/23 20:41	1
Iron	1750		100		ug/L		08/07/23 12:18	08/08/23 20:41	1
Lead	2.50	U	2.50		ug/L		08/07/23 12:18	08/08/23 20:41	1
Nickel	5.00	U	5.00		ug/L		08/07/23 12:18	08/08/23 20:41	1
Thallium	1.00	U	1.00		ug/L		08/07/23 12:18	08/08/23 20:41	1
Zinc	20.0	U	20.0		ug/L		08/07/23 12:18	08/08/23 20:41	1

Client Sample Results

Client: South Carolina Public Service Authority
 Project/Site: 125915/JM02.08.G01.1/36500

Job ID: 680-238535-1

Client Sample ID: AF68758

Lab Sample ID: 680-238535-6

Date Collected: 07/06/23 09:47

Matrix: Water

Date Received: 08/02/23 10:45

Method: SW846 6010D - Metals (ICP) - Total Recoverable

Analyte	Result	Qualifier	RL	MDL	Unit	D	Prepared	Analyzed	Dil Fac
Calcium	193000		500		ug/L		08/03/23 06:38	08/04/23 17:43	1
Selenium	20.0	U	20.0		ug/L		08/03/23 06:38	08/04/23 17:43	1

Method: SW846 6020B - Metals (ICP/MS) - Total Recoverable

Analyte	Result	Qualifier	RL	MDL	Unit	D	Prepared	Analyzed	Dil Fac
Antimony	5.00	U	5.00		ug/L		08/03/23 06:38	08/08/23 15:54	1
Arsenic	4.57		3.00		ug/L		08/03/23 06:38	08/08/23 15:54	1
Barium	41.4		5.00		ug/L		08/03/23 06:38	08/08/23 15:54	1
Beryllium	0.500	U	0.500		ug/L		08/03/23 06:38	08/08/23 15:54	1
Cadmium	0.500	U	0.500		ug/L		08/03/23 06:38	08/08/23 15:54	1
Chromium	5.00	U	5.00		ug/L		08/03/23 06:38	08/08/23 15:54	1
Cobalt	0.500	U	0.500		ug/L		08/03/23 06:38	08/08/23 15:54	1
Copper	5.00	U	5.00		ug/L		08/03/23 06:38	08/08/23 15:54	1
Iron	466		100		ug/L		08/03/23 06:38	08/08/23 15:54	1
Lead	2.50	U	2.50		ug/L		08/03/23 06:38	08/08/23 15:54	1
Nickel	5.00	U	5.00		ug/L		08/03/23 06:38	08/08/23 15:54	1
Thallium	1.00	U	1.00		ug/L		08/03/23 06:38	08/08/23 15:54	1
Zinc	20.0	U	20.0		ug/L		08/03/23 06:38	08/08/23 15:54	1

Client Sample Results

Client: South Carolina Public Service Authority
 Project/Site: 125915/JM02.08.G01.1/36500

Job ID: 680-238535-1

Client Sample ID: AF68736

Lab Sample ID: 680-238535-8

Date Collected: 07/06/23 11:21

Matrix: Water

Date Received: 08/02/23 10:45

Method: SW846 6010D - Metals (ICP) - Total Recoverable

Analyte	Result	Qualifier	RL	MDL	Unit	D	Prepared	Analyzed	Dil Fac
Calcium	639000		500		ug/L		08/03/23 06:38	08/04/23 17:55	1
Selenium	20.0	U	20.0		ug/L		08/03/23 06:38	08/04/23 17:55	1

Method: SW846 6020B - Metals (ICP/MS) - Total Recoverable

Analyte	Result	Qualifier	RL	MDL	Unit	D	Prepared	Analyzed	Dil Fac
Antimony	5.00	U	5.00		ug/L		08/03/23 06:38	08/08/23 16:02	1
Arsenic	173		3.00		ug/L		08/03/23 06:38	08/08/23 16:02	1
Barium	104		5.00		ug/L		08/03/23 06:38	08/08/23 16:02	1
Beryllium	0.500	U	0.500		ug/L		08/03/23 06:38	08/08/23 16:02	1
Cadmium	0.500	U	0.500		ug/L		08/03/23 06:38	08/08/23 16:02	1
Chromium	5.00	U	5.00		ug/L		08/03/23 06:38	08/08/23 16:02	1
Cobalt	0.640		0.500		ug/L		08/03/23 06:38	08/08/23 16:02	1
Copper	5.00	U	5.00		ug/L		08/03/23 06:38	08/08/23 16:02	1
Iron	2750		100		ug/L		08/03/23 06:38	08/08/23 16:02	1
Lead	2.50	U	2.50		ug/L		08/03/23 06:38	08/08/23 16:02	1
Nickel	5.00	U	5.00		ug/L		08/03/23 06:38	08/08/23 16:02	1
Thallium	1.00	U	1.00		ug/L		08/03/23 06:38	08/08/23 16:02	1
Zinc	20.0	U	20.0		ug/L		08/03/23 06:38	08/08/23 16:02	1

Client Sample Results

Client: South Carolina Public Service Authority
 Project/Site: 125915/JM02.08.G01.1/36500

Job ID: 680-238535-1

Client Sample ID: AF68754

Lab Sample ID: 680-238535-9

Date Collected: 07/06/23 13:13

Matrix: Water

Date Received: 08/02/23 10:45

Method: SW846 6010D - Metals (ICP) - Total Recoverable

Analyte	Result	Qualifier	RL	MDL	Unit	D	Prepared	Analyzed	Dil Fac
Calcium	88000		500		ug/L		08/03/23 06:38	08/04/23 17:35	1
Selenium	20.0	U	20.0		ug/L		08/03/23 06:38	08/04/23 17:35	1

Method: SW846 6020B - Metals (ICP/MS) - Total Recoverable

Analyte	Result	Qualifier	RL	MDL	Unit	D	Prepared	Analyzed	Dil Fac
Antimony	5.00	U	5.00		ug/L		08/03/23 06:38	08/08/23 15:46	1
Arsenic	3.00	U	3.00		ug/L		08/03/23 06:38	08/08/23 15:46	1
Barium	38.4		5.00		ug/L		08/03/23 06:38	08/08/23 15:46	1
Beryllium	0.500	U	0.500		ug/L		08/03/23 06:38	08/08/23 15:46	1
Cadmium	0.500	U	0.500		ug/L		08/03/23 06:38	08/08/23 15:46	1
Chromium	5.00	U	5.00		ug/L		08/03/23 06:38	08/08/23 15:46	1
Cobalt	0.500	U	0.500		ug/L		08/03/23 06:38	08/08/23 15:46	1
Copper	5.00	U	5.00		ug/L		08/03/23 06:38	08/08/23 15:46	1
Iron	3320		100		ug/L		08/03/23 06:38	08/08/23 15:46	1
Lead	2.50	U	2.50		ug/L		08/03/23 06:38	08/08/23 15:46	1
Nickel	5.00	U	5.00		ug/L		08/03/23 06:38	08/08/23 15:46	1
Thallium	1.00	U	1.00		ug/L		08/03/23 06:38	08/08/23 15:46	1
Zinc	20.0	U	20.0		ug/L		08/03/23 06:38	08/08/23 15:46	1

QC Sample Results

Client: South Carolina Public Service Authority
 Project/Site: 125915/JM02.08.G01.1/36500

Job ID: 680-238535-1

Method: 6010D - Metals (ICP)

Lab Sample ID: MB 680-791519/1-A
 Matrix: Water
 Analysis Batch: 791897

Client Sample ID: Method Blank
 Prep Type: Total Recoverable
 Prep Batch: 791519

Analyte	MB MB		RL	MDL	Unit	D	Prepared	Analyzed	Dil Fac
	Result	Qualifier							
Calcium	500	U	500		ug/L		08/03/23 06:38	08/04/23 16:50	1
Selenium	20.0	U	20.0		ug/L		08/03/23 06:38	08/04/23 16:50	1

Lab Sample ID: LCS 680-791519/2-A
 Matrix: Water
 Analysis Batch: 791897

Client Sample ID: Lab Control Sample
 Prep Type: Total Recoverable
 Prep Batch: 791519

Analyte	Spike Added	LCS Result	LCS Qualifier	Unit	D	%Rec	%Rec	
							Limits	
Calcium	5000	4801		ug/L		96	80 - 120	
Selenium	100	99.73		ug/L		100	80 - 120	

Lab Sample ID: MB 680-792124/1-A
 Matrix: Water
 Analysis Batch: 792466

Client Sample ID: Method Blank
 Prep Type: Total Recoverable
 Prep Batch: 792124

Analyte	MB MB		RL	MDL	Unit	D	Prepared	Analyzed	Dil Fac
	Result	Qualifier							
Calcium	500	U	500		ug/L		08/07/23 12:18	08/08/23 13:37	1
Selenium	20.0	U	20.0		ug/L		08/07/23 12:18	08/08/23 13:37	1

Lab Sample ID: LCS 680-792124/2-A
 Matrix: Water
 Analysis Batch: 792466

Client Sample ID: Lab Control Sample
 Prep Type: Total Recoverable
 Prep Batch: 792124

Analyte	Spike Added	LCS Result	LCS Qualifier	Unit	D	%Rec	%Rec	
							Limits	
Calcium	5000	4954		ug/L		99	80 - 120	
Selenium	100	93.06		ug/L		93	80 - 120	

Method: 6020B - Metals (ICP/MS)

Lab Sample ID: MB 680-791518/1-A
 Matrix: Water
 Analysis Batch: 792490

Client Sample ID: Method Blank
 Prep Type: Total Recoverable
 Prep Batch: 791518

Analyte	MB MB		RL	MDL	Unit	D	Prepared	Analyzed	Dil Fac
	Result	Qualifier							
Antimony	5.00	U	5.00		ug/L		08/03/23 06:38	08/08/23 14:41	1
Arsenic	3.00	U	3.00		ug/L		08/03/23 06:38	08/08/23 14:41	1
Barium	5.00	U	5.00		ug/L		08/03/23 06:38	08/08/23 14:41	1
Beryllium	0.500	U	0.500		ug/L		08/03/23 06:38	08/08/23 14:41	1
Cadmium	0.500	U	0.500		ug/L		08/03/23 06:38	08/08/23 14:41	1
Chromium	5.00	U	5.00		ug/L		08/03/23 06:38	08/08/23 14:41	1
Cobalt	0.500	U	0.500		ug/L		08/03/23 06:38	08/08/23 14:41	1
Copper	5.00	U	5.00		ug/L		08/03/23 06:38	08/08/23 14:41	1
Iron	100	U	100		ug/L		08/03/23 06:38	08/08/23 14:41	1
Lead	2.50	U	2.50		ug/L		08/03/23 06:38	08/08/23 14:41	1
Nickel	5.00	U	5.00		ug/L		08/03/23 06:38	08/08/23 14:41	1
Thallium	1.00	U	1.00		ug/L		08/03/23 06:38	08/08/23 14:41	1
Zinc	20.0	U	20.0		ug/L		08/03/23 06:38	08/08/23 14:41	1

Eurofins Savannah

QC Sample Results

Client: South Carolina Public Service Authority
 Project/Site: 125915/JM02.08.G01.1/36500

Job ID: 680-238535-1

Method: 6020B - Metals (ICP/MS) (Continued)

Lab Sample ID: LCS 680-791518/2-A
Matrix: Water
Analysis Batch: 792490

Client Sample ID: Lab Control Sample
Prep Type: Total Recoverable
Prep Batch: 791518

Analyte	Spike Added	LCS Result	LCS Qualifier	Unit	D	%Rec	%Rec	
							Limits	
Antimony	50.0	46.52		ug/L		93	80 - 120	
Arsenic	100	97.80		ug/L		98	80 - 120	
Barium	100	95.86		ug/L		96	80 - 120	
Beryllium	50.0	48.56		ug/L		97	80 - 120	
Cadmium	50.0	46.20		ug/L		92	80 - 120	
Chromium	100	100.4		ug/L		100	80 - 120	
Cobalt	50.0	47.54		ug/L		95	80 - 120	
Copper	100	102.8		ug/L		103	80 - 120	
Iron	4990	5052		ug/L		101	80 - 120	
Lead	500	485.1		ug/L		97	80 - 120	
Nickel	100	98.89		ug/L		99	80 - 120	
Thallium	50.0	46.82		ug/L		94	80 - 120	
Zinc	100	101.9		ug/L		102	80 - 120	

Lab Sample ID: MB 680-792127/1-A
Matrix: Water
Analysis Batch: 792446

Client Sample ID: Method Blank
Prep Type: Total Recoverable
Prep Batch: 792127

Analyte	MB MB		RL	MDL	Unit	D	Prepared	Analyzed	Dil Fac
	Result	Qualifier							
Antimony	5.00	U	5.00		ug/L		08/07/23 12:18	08/08/23 19:49	1
Arsenic	3.00	U	3.00		ug/L		08/07/23 12:18	08/08/23 19:49	1
Barium	5.00	U	5.00		ug/L		08/07/23 12:18	08/08/23 19:49	1
Beryllium	0.500	U	0.500		ug/L		08/07/23 12:18	08/08/23 19:49	1
Cadmium	0.500	U	0.500		ug/L		08/07/23 12:18	08/08/23 19:49	1
Chromium	5.00	U	5.00		ug/L		08/07/23 12:18	08/08/23 19:49	1
Cobalt	0.500	U	0.500		ug/L		08/07/23 12:18	08/08/23 19:49	1
Copper	5.00	U	5.00		ug/L		08/07/23 12:18	08/08/23 19:49	1
Iron	100	U	100		ug/L		08/07/23 12:18	08/08/23 19:49	1
Lead	2.50	U	2.50		ug/L		08/07/23 12:18	08/08/23 19:49	1
Nickel	5.00	U	5.00		ug/L		08/07/23 12:18	08/08/23 19:49	1
Thallium	1.00	U	1.00		ug/L		08/07/23 12:18	08/08/23 19:49	1
Zinc	20.0	U	20.0		ug/L		08/07/23 12:18	08/08/23 19:49	1

Lab Sample ID: LCS 680-792127/2-A
Matrix: Water
Analysis Batch: 792446

Client Sample ID: Lab Control Sample
Prep Type: Total Recoverable
Prep Batch: 792127

Analyte	Spike Added	LCS Result	LCS Qualifier	Unit	D	%Rec	%Rec	
							Limits	
Antimony	50.0	45.43		ug/L		91	80 - 120	
Arsenic	100	96.81		ug/L		97	80 - 120	
Barium	100	94.51		ug/L		95	80 - 120	
Beryllium	50.0	47.73		ug/L		95	80 - 120	
Cadmium	50.0	45.92		ug/L		92	80 - 120	
Chromium	100	96.26		ug/L		96	80 - 120	
Cobalt	50.0	45.66		ug/L		91	80 - 120	
Copper	100	98.43		ug/L		98	80 - 120	
Iron	4990	4813		ug/L		96	80 - 120	
Lead	500	453.3		ug/L		91	80 - 120	
Nickel	100	96.32		ug/L		96	80 - 120	

Eurofins Savannah

QC Sample Results

Client: South Carolina Public Service Authority
Project/Site: 125915/JM02.08.G01.1/36500

Job ID: 680-238535-1

Method: 6020B - Metals (ICP/MS) (Continued)

Lab Sample ID: LCS 680-792127/2-A

Matrix: Water

Analysis Batch: 792446

Client Sample ID: Lab Control Sample

Prep Type: Total Recoverable

Prep Batch: 792127

Analyte	Spike Added	LCS Result	LCS Qualifier	Unit	D	%Rec	%Rec Limits
Thallium	50.0	44.90		ug/L		90	80 - 120
Zinc	100	97.52		ug/L		98	80 - 120

QC Association Summary

Client: South Carolina Public Service Authority
 Project/Site: 125915/JM02.08.G01.1/36500

Job ID: 680-238535-1

Metals

Prep Batch: 791518

Lab Sample ID	Client Sample ID	Prep Type	Matrix	Method	Prep Batch
680-238535-1	AF68753	Total Recoverable	Water	3005A	
680-238535-2	AF68759	Total Recoverable	Water	3005A	
680-238535-3	AF68752	Total Recoverable	Water	3005A	
680-238535-6	AF68758	Total Recoverable	Water	3005A	
680-238535-8	AF68736	Total Recoverable	Water	3005A	
680-238535-9	AF68754	Total Recoverable	Water	3005A	
MB 680-791518/1-A	Method Blank	Total Recoverable	Water	3005A	
LCS 680-791518/2-A	Lab Control Sample	Total Recoverable	Water	3005A	

Prep Batch: 791519

Lab Sample ID	Client Sample ID	Prep Type	Matrix	Method	Prep Batch
680-238535-1	AF68753	Total Recoverable	Water	3005A	
680-238535-2	AF68759	Total Recoverable	Water	3005A	
680-238535-3	AF68752	Total Recoverable	Water	3005A	
680-238535-6	AF68758	Total Recoverable	Water	3005A	
680-238535-8	AF68736	Total Recoverable	Water	3005A	
680-238535-9	AF68754	Total Recoverable	Water	3005A	
MB 680-791519/1-A	Method Blank	Total Recoverable	Water	3005A	
LCS 680-791519/2-A	Lab Control Sample	Total Recoverable	Water	3005A	

Analysis Batch: 791897

Lab Sample ID	Client Sample ID	Prep Type	Matrix	Method	Prep Batch
680-238535-1	AF68753	Total Recoverable	Water	6010D	791519
680-238535-2	AF68759	Total Recoverable	Water	6010D	791519
680-238535-3	AF68752	Total Recoverable	Water	6010D	791519
680-238535-6	AF68758	Total Recoverable	Water	6010D	791519
680-238535-8	AF68736	Total Recoverable	Water	6010D	791519
680-238535-9	AF68754	Total Recoverable	Water	6010D	791519
MB 680-791519/1-A	Method Blank	Total Recoverable	Water	6010D	791519
LCS 680-791519/2-A	Lab Control Sample	Total Recoverable	Water	6010D	791519

Prep Batch: 792124

Lab Sample ID	Client Sample ID	Prep Type	Matrix	Method	Prep Batch
680-238535-4	AF68735	Total Recoverable	Water	3005A	
680-238535-5	AF68756	Total Recoverable	Water	3005A	
MB 680-792124/1-A	Method Blank	Total Recoverable	Water	3005A	
LCS 680-792124/2-A	Lab Control Sample	Total Recoverable	Water	3005A	

Prep Batch: 792127

Lab Sample ID	Client Sample ID	Prep Type	Matrix	Method	Prep Batch
680-238535-4	AF68735	Total Recoverable	Water	3005A	
680-238535-5	AF68756	Total Recoverable	Water	3005A	
MB 680-792127/1-A	Method Blank	Total Recoverable	Water	3005A	
LCS 680-792127/2-A	Lab Control Sample	Total Recoverable	Water	3005A	

Analysis Batch: 792446

Lab Sample ID	Client Sample ID	Prep Type	Matrix	Method	Prep Batch
680-238535-4	AF68735	Total Recoverable	Water	6020B	792127
680-238535-5	AF68756	Total Recoverable	Water	6020B	792127
MB 680-792127/1-A	Method Blank	Total Recoverable	Water	6020B	792127
LCS 680-792127/2-A	Lab Control Sample	Total Recoverable	Water	6020B	792127

Eurofins Savannah

QC Association Summary

Client: South Carolina Public Service Authority
Project/Site: 125915/JM02.08.G01.1/36500

Job ID: 680-238535-1

Metals

Analysis Batch: 792466

Lab Sample ID	Client Sample ID	Prep Type	Matrix	Method	Prep Batch
680-238535-4	AF68735	Total Recoverable	Water	6010D	792124
680-238535-5	AF68756	Total Recoverable	Water	6010D	792124
MB 680-792124/1-A	Method Blank	Total Recoverable	Water	6010D	792124
LCS 680-792124/2-A	Lab Control Sample	Total Recoverable	Water	6010D	792124

Analysis Batch: 792490

Lab Sample ID	Client Sample ID	Prep Type	Matrix	Method	Prep Batch
680-238535-1	AF68753	Total Recoverable	Water	6020B	791518
680-238535-2	AF68759	Total Recoverable	Water	6020B	791518
680-238535-3	AF68752	Total Recoverable	Water	6020B	791518
680-238535-6	AF68758	Total Recoverable	Water	6020B	791518
680-238535-8	AF68736	Total Recoverable	Water	6020B	791518
680-238535-9	AF68754	Total Recoverable	Water	6020B	791518
MB 680-791518/1-A	Method Blank	Total Recoverable	Water	6020B	791518
LCS 680-791518/2-A	Lab Control Sample	Total Recoverable	Water	6020B	791518

Lab Chronicle

Client: South Carolina Public Service Authority
 Project/Site: 125915/JM02.08.G01.1/36500

Job ID: 680-238535-1

Client Sample ID: AF68753

Lab Sample ID: 680-238535-1

Date Collected: 07/06/23 13:08

Matrix: Water

Date Received: 08/02/23 10:45

Prep Type	Batch Type	Batch Method	Run	Dilution Factor	Batch Number	Batch Analyst	Lab	Prepared or Analyzed
Total Recoverable	Prep	3005A			791519	RR	EET SAV	08/03/23 06:38
Total Recoverable	Analysis	6010D		1	791897	BJB	EET SAV	08/04/23 17:33
Total Recoverable	Prep	3005A			791518	RR	EET SAV	08/03/23 06:38
Total Recoverable	Analysis	6020B		1	792490	BWR	EET SAV	08/08/23 15:42

Client Sample ID: AF68759

Lab Sample ID: 680-238535-2

Date Collected: 07/06/23 13:13

Matrix: Water

Date Received: 08/02/23 10:45

Prep Type	Batch Type	Batch Method	Run	Dilution Factor	Batch Number	Batch Analyst	Lab	Prepared or Analyzed
Total Recoverable	Prep	3005A			791519	RR	EET SAV	08/03/23 06:38
Total Recoverable	Analysis	6010D		1	791897	BJB	EET SAV	08/04/23 17:30
Total Recoverable	Prep	3005A			791518	RR	EET SAV	08/03/23 06:38
Total Recoverable	Analysis	6020B		1	792490	BWR	EET SAV	08/08/23 15:38

Client Sample ID: AF68752

Lab Sample ID: 680-238535-3

Date Collected: 07/06/23 14:09

Matrix: Water

Date Received: 08/02/23 10:45

Prep Type	Batch Type	Batch Method	Run	Dilution Factor	Batch Number	Batch Analyst	Lab	Prepared or Analyzed
Total Recoverable	Prep	3005A			791519	RR	EET SAV	08/03/23 06:38
Total Recoverable	Analysis	6010D		1	791897	BJB	EET SAV	08/04/23 17:38
Total Recoverable	Prep	3005A			791518	RR	EET SAV	08/03/23 06:38
Total Recoverable	Analysis	6020B		1	792490	BWR	EET SAV	08/08/23 15:50

Client Sample ID: AF68735

Lab Sample ID: 680-238535-4

Date Collected: 07/05/23 09:35

Matrix: Water

Date Received: 08/02/23 10:45

Prep Type	Batch Type	Batch Method	Run	Dilution Factor	Batch Number	Batch Analyst	Lab	Prepared or Analyzed
Total Recoverable	Prep	3005A			792124	RR	EET SAV	08/07/23 12:18
Total Recoverable	Analysis	6010D		1	792466	BJB	EET SAV	08/08/23 14:06
Total Recoverable	Prep	3005A			792127	RR	EET SAV	08/07/23 12:18
Total Recoverable	Analysis	6020B		1	792446	BWR	EET SAV	08/08/23 20:45

Client Sample ID: AF68756

Lab Sample ID: 680-238535-5

Date Collected: 07/05/23 11:39

Matrix: Water

Date Received: 08/02/23 10:45

Prep Type	Batch Type	Batch Method	Run	Dilution Factor	Batch Number	Batch Analyst	Lab	Prepared or Analyzed
Total Recoverable	Prep	3005A			792124	RR	EET SAV	08/07/23 12:18
Total Recoverable	Analysis	6010D		1	792466	BJB	EET SAV	08/08/23 14:04
Total Recoverable	Prep	3005A			792127	RR	EET SAV	08/07/23 12:18
Total Recoverable	Analysis	6020B		1	792446	BWR	EET SAV	08/08/23 20:41

Lab Chronicle

Client: South Carolina Public Service Authority
 Project/Site: 125915/JM02.08.G01.1/36500

Job ID: 680-238535-1

Client Sample ID: AF68758

Lab Sample ID: 680-238535-6

Date Collected: 07/06/23 09:47

Matrix: Water

Date Received: 08/02/23 10:45

Prep Type	Batch Type	Batch Method	Run	Dilution Factor	Batch Number	Analyst	Lab	Prepared or Analyzed
Total Recoverable	Prep	3005A			791519	RR	EET SAV	08/03/23 06:38
Total Recoverable	Analysis	6010D		1	791897	BJB	EET SAV	08/04/23 17:43
Total Recoverable	Prep	3005A			791518	RR	EET SAV	08/03/23 06:38
Total Recoverable	Analysis	6020B		1	792490	BWR	EET SAV	08/08/23 15:54

Client Sample ID: AF68736

Lab Sample ID: 680-238535-8

Date Collected: 07/06/23 11:21

Matrix: Water

Date Received: 08/02/23 10:45

Prep Type	Batch Type	Batch Method	Run	Dilution Factor	Batch Number	Analyst	Lab	Prepared or Analyzed
Total Recoverable	Prep	3005A			791519	RR	EET SAV	08/03/23 06:38
Total Recoverable	Analysis	6010D		1	791897	BJB	EET SAV	08/04/23 17:55
Total Recoverable	Prep	3005A			791518	RR	EET SAV	08/03/23 06:38
Total Recoverable	Analysis	6020B		1	792490	BWR	EET SAV	08/08/23 16:02

Client Sample ID: AF68754

Lab Sample ID: 680-238535-9

Date Collected: 07/06/23 13:13

Matrix: Water

Date Received: 08/02/23 10:45

Prep Type	Batch Type	Batch Method	Run	Dilution Factor	Batch Number	Analyst	Lab	Prepared or Analyzed
Total Recoverable	Prep	3005A			791519	RR	EET SAV	08/03/23 06:38
Total Recoverable	Analysis	6010D		1	791897	BJB	EET SAV	08/04/23 17:35
Total Recoverable	Prep	3005A			791518	RR	EET SAV	08/03/23 06:38
Total Recoverable	Analysis	6020B		1	792490	BWR	EET SAV	08/08/23 15:46

Laboratory References:

EET SAV = Eurofins Savannah, 5102 LaRoche Avenue, Savannah, GA 31404, TEL (912)354-7858


Chain of Custody

santee cooper
 Santee Cooper
 One Riverwood Drive
 Moncks Corner, SC 29461
 Phone (843)761-8000 Ext 5148
 Fax (843)761-4175

Customer Email/Report Recipient: LCWILLIA@santecooper.com Date Results Needed by: Project/Task/Unit #: 125915 / JM02.08.G-01.1 / 36500 Rerun request for any flagged QC Yes No

Analysis Group

Labworks ID # (Internal use only)	Sample Location/ Description	Collection Date	Collection Time	Sample Collector	Total # of containers	Bottle type: (Glass- G/Plastic-P)	Grab (G) or Composite (C)	Matrix(see below)	Preservative (see below)	Comments • Method # • Reporting limit • Misc sample info • Any other notes	TOTAL METALS -SEE BELOW	Analysis Group			
AF68753	WLF-A1-4	7/6/23	1308	WJK ML	1	P	G	GW	2	6020	X				
AF68759	WLF-A1-4 DUP		1313							- SEE SHEET FOR RLS					
AF68752	WLF-A1-3		1409												
AF68735	WAP-18	7/5/23	0935							PLEASE RETURN UFGV COMPLETION.					
AF68756	WLF-A2-1		1139												
AF68758	WLF-A2-6	7/6/23	0947												
AF68759	WLF-A2-6 DUP		0952												
AF68736	WAP-19		1121												



680-238535 Chain of Custody

Relinquished by:	Employee#	Date	Time	Received by:	Employee #	Date	Time
<i>SJBrown</i>	35594	8/2/23	0756	<i>E.Hodge</i>	COURIER	8/2/23	0756
<i>E.Hodge</i>	Courier	8/2/23	1044	<i>JT</i>	TA	8.2.23	1045

Sample Receiving (Intgral Use Only)
 TEMP (°C): 42/43 Initial:
 Correct pH: Yes No
 Preservative Lot#:
 Date/Time/Init for preservative:

<input type="checkbox"/> METALS (all) <input type="checkbox"/> Ag <input checked="" type="checkbox"/> Cu <input checked="" type="checkbox"/> Sb <input type="checkbox"/> Al <input checked="" type="checkbox"/> Fe <input checked="" type="checkbox"/> Se <input checked="" type="checkbox"/> As <input type="checkbox"/> K <input type="checkbox"/> Sn <input type="checkbox"/> B <input type="checkbox"/> Li <input type="checkbox"/> Sr <input checked="" type="checkbox"/> Ba <input type="checkbox"/> Mg <input type="checkbox"/> Ti <input checked="" type="checkbox"/> Be <input type="checkbox"/> Mn <input checked="" type="checkbox"/> Tl <input checked="" type="checkbox"/> Ca <input type="checkbox"/> Mo <input type="checkbox"/> V <input checked="" type="checkbox"/> Cd <input type="checkbox"/> Na <input checked="" type="checkbox"/> Zn <input checked="" type="checkbox"/> Co <input checked="" type="checkbox"/> Ni <input type="checkbox"/> Hg <input checked="" type="checkbox"/> Cr <input checked="" type="checkbox"/> Pb <input type="checkbox"/> CrVI	Nutrients <input type="checkbox"/> TOC <input type="checkbox"/> DOC <input type="checkbox"/> TP/TPO4 <input type="checkbox"/> NH3-N <input type="checkbox"/> F <input type="checkbox"/> Cl <input type="checkbox"/> NO2 <input type="checkbox"/> Br <input type="checkbox"/> NO3 <input type="checkbox"/> SO4	MISC. <input type="checkbox"/> BTEX <input type="checkbox"/> Naphthalene <input type="checkbox"/> THM/HAA <input type="checkbox"/> VOC <input type="checkbox"/> Oil & Grease <input type="checkbox"/> E. Coli <input type="checkbox"/> Total Coliform <input type="checkbox"/> pH <input type="checkbox"/> Dissolved As <input type="checkbox"/> Dissolved Fe <input type="checkbox"/> Rad 226 <input type="checkbox"/> Rad 228 <input type="checkbox"/> PCB	Gypsum <input type="checkbox"/> Wallboard Gypsum(all below) <input type="checkbox"/> AlM <input type="checkbox"/> TOC <input type="checkbox"/> Total metals <input type="checkbox"/> Soluble Metals <input type="checkbox"/> Purity (CaSO4) <input type="checkbox"/> % Moisture <input type="checkbox"/> Sulfites <input type="checkbox"/> pH <input type="checkbox"/> Chlorides <input type="checkbox"/> Particle Size <input type="checkbox"/> Sulfur	Coal <input type="checkbox"/> Ultimate <input type="checkbox"/> % Moisture <input type="checkbox"/> Ash <input type="checkbox"/> Sulfur <input type="checkbox"/> TOC <input type="checkbox"/> BTUS <input type="checkbox"/> Volatile Matter <input type="checkbox"/> CHN Other Tests: <input type="checkbox"/> XRF Scan <input type="checkbox"/> HGI <input type="checkbox"/> Fineness <input type="checkbox"/> Particulate Matter	Flyash <input type="checkbox"/> Ammonia <input type="checkbox"/> LOI <input type="checkbox"/> % Carbon <input type="checkbox"/> Mineral Analysis <input type="checkbox"/> Sieve <input type="checkbox"/> % Moisture NPDES <input type="checkbox"/> Oil & Grease <input type="checkbox"/> As <input type="checkbox"/> TSS	Oil <input type="checkbox"/> Trans. Oil Qual. <input type="checkbox"/> %Moisture <input type="checkbox"/> Color <input type="checkbox"/> Acidity <input type="checkbox"/> Dielectric Strength <input type="checkbox"/> IFT <input type="checkbox"/> Dissolved Gases Used Oil <input type="checkbox"/> Flashpoint <input type="checkbox"/> Metals in oil (As, Cd, Cr, Ni, Pb, Hg) <input type="checkbox"/> TX <input type="checkbox"/> GOFER
---	--	--	--	---	--	---

Chain of Custody

santee cooper

Santee Cooper
One Riverwood Drive
Moncks Corner, SC 29461
Phone (843)761-8000 Ext 5148
Fax (843)761-4175

Customer Email/Report Recipient: LCWILLIA@santeecooper.com Date Results Needed by: Project/Task/Unit #: 125915 / JM02.08.GW-1 / 36500 Rerun request for any flagged QC Yes No

Analysis Group

Labworks ID # (Internal use only)	Sample Location/ Description	Collection Date	Collection Time	Sample Collector	Total # of containers	Bottle type (Glass/ G/Plastic-P)	Grab (G) or Composite (C)	Matrix (see below)	Preservative (see below)	Comments • Method # • Reporting limit • Misc sample info • Any other notes	TOTAL METALS - SEE BELOW
AF68753	WLF-A1-4	7/6/23	1308	WJK ML	1	P	G	GW	2	6020	X
AF68754	WLF-A1-4	8/7/23								- SEE SHEET FOR RLS	
AF68759	WLF-A1-4 DUP		1313								
AF68752	WLF-A1-3		1409								
AF68735	WAP-18	7/5/23	0935							PLEASE RETURN UPON COMPLETION.	
AF68756	WLF-A2-1		1139								
AF68758	WLF-A2-6	7/6/23	0947								
AF68759	WLF-A2-6 DUP		0952								
AF68736	WAP-19		1121								



680-238535 Chain of Custody

Relinquished by:	Employee#	Date	Time	Received by:	Employee #	Date	Time
<i>slbrown</i>	85594	8/2/23	0756	<i>Ehodge</i>	COURIER	8/2/23	0756
<i>Ehodge</i>	Courier	8/2/23	1644	<i>TA</i>	TA	8.2.23	1045

Sample Receiving (Internal Use Only)
TEMP (°C): 42/43 Initial:
Correct pH: Yes No
Preservative Lot#:
Date/Time/Init for preservative:

METALS (all)			Nutrients	MISC.	Gypsum	Coal	Fluash	Oil
<input type="checkbox"/> Ag	<input checked="" type="checkbox"/> Cu	<input checked="" type="checkbox"/> Sb	<input type="checkbox"/> FOC	<input type="checkbox"/> BITX	<input type="checkbox"/> Water	<input checked="" type="checkbox"/> Oil	<input type="checkbox"/> Arsenic	<input type="checkbox"/> Oil
<input type="checkbox"/> Al	<input checked="" type="checkbox"/> Fe	<input checked="" type="checkbox"/> Se	<input type="checkbox"/> DOC	<input type="checkbox"/> Naphthalene	<input type="checkbox"/> Gypsum	<input checked="" type="checkbox"/> Moisture	<input type="checkbox"/> LOI	<input type="checkbox"/> Oil
<input checked="" type="checkbox"/> As	<input type="checkbox"/> K	<input type="checkbox"/> Sn	<input type="checkbox"/> TP/PO4	<input type="checkbox"/> THM/HAA	<input type="checkbox"/> Oil	<input checked="" type="checkbox"/> Ash	<input type="checkbox"/> % Carbon	<input type="checkbox"/> Oil
<input type="checkbox"/> B	<input type="checkbox"/> Li	<input type="checkbox"/> Sr	<input type="checkbox"/> NH3-N	<input type="checkbox"/> VOC	<input type="checkbox"/> Oil	<input checked="" type="checkbox"/> Sulfur	<input type="checkbox"/> Mineral	<input type="checkbox"/> Oil
<input checked="" type="checkbox"/> Ba	<input type="checkbox"/> Mg	<input type="checkbox"/> Ti	<input type="checkbox"/> F	<input type="checkbox"/> Oil & Grease	<input type="checkbox"/> Oil	<input type="checkbox"/> BTUs	<input type="checkbox"/> Aspartic	<input type="checkbox"/> Oil
<input type="checkbox"/> Be	<input type="checkbox"/> Mn	<input checked="" type="checkbox"/> Tl	<input type="checkbox"/> Cl	<input type="checkbox"/> E. Coli	<input type="checkbox"/> Oil	<input type="checkbox"/> Volatile Matter	<input type="checkbox"/> Silica	<input type="checkbox"/> Oil
<input type="checkbox"/> Ca	<input type="checkbox"/> Mo	<input type="checkbox"/> V	<input type="checkbox"/> NO2	<input type="checkbox"/> Total Coliform	<input type="checkbox"/> Oil	<input type="checkbox"/> CHN	<input type="checkbox"/> % Moisture	<input type="checkbox"/> Oil
<input checked="" type="checkbox"/> Cd	<input type="checkbox"/> Na	<input checked="" type="checkbox"/> Zn	<input type="checkbox"/> B	<input type="checkbox"/> pH	<input type="checkbox"/> Oil	Other Tests:	NPDES	<input type="checkbox"/> Oil
<input checked="" type="checkbox"/> Co	<input checked="" type="checkbox"/> Ni	<input type="checkbox"/> Hg	<input type="checkbox"/> NO3	<input type="checkbox"/> Dissolved As	<input type="checkbox"/> Oil	<input type="checkbox"/> XRF Scan	<input type="checkbox"/> Oil	<input type="checkbox"/> Oil
<input checked="" type="checkbox"/> Cr	<input checked="" type="checkbox"/> Pb	<input type="checkbox"/> CrVI	<input type="checkbox"/> SO4	<input type="checkbox"/> Dissolved Fe	<input type="checkbox"/> Oil	<input type="checkbox"/> HGI	<input type="checkbox"/> Oil	<input type="checkbox"/> Oil
				<input type="checkbox"/> Rad 226	<input type="checkbox"/> Oil	<input type="checkbox"/> Fineness	<input type="checkbox"/> Oil	<input type="checkbox"/> Oil
				<input type="checkbox"/> Rad 228	<input type="checkbox"/> Oil	<input type="checkbox"/> Particulate Matter	<input type="checkbox"/> Oil	<input type="checkbox"/> Oil
				<input type="checkbox"/> PCB	<input type="checkbox"/> Oil		<input type="checkbox"/> Oil	<input type="checkbox"/> Oil

Matrix codes GW-groundwater, DW-drinking water, SW-surface water, WW-waste water, BW-boiler water, L-limestone, Oil-oil, S-Soil, SL-solid, C-coal, G-gypsum, FA-flyash, BA-bottom ash, M-misc (describe in comment section)
Preservative code- 1=<4°C 2=HNO3 3=H2SO4 4-HCl 5=Na2S2O3 6-Other (Specify)

Login Sample Receipt Checklist

Client: South Carolina Public Service Authority

Job Number: 680-238535-1

Login Number: 238535

List Number: 1

Creator: Sims, Robert D

List Source: Eurofins Savannah

Question	Answer	Comment
Radioactivity wasn't checked or is <=/ background as measured by a survey meter.	N/A	
The cooler's custody seal, if present, is intact.	True	
Sample custody seals, if present, are intact.	True	
The cooler or samples do not appear to have been compromised or tampered with.	True	
Samples were received on ice.	True	
Cooler Temperature is acceptable.	True	
Cooler Temperature is recorded.	True	
COC is present.	True	
COC is filled out in ink and legible.	True	
COC is filled out with all pertinent information.	True	
Is the Field Sampler's name present on COC?	True	
There are no discrepancies between the containers received and the COC.	False	Refer to Job Narrative for details.
Samples are received within Holding Time (excluding tests with immediate HTs)	True	
Sample containers have legible labels.	True	
Containers are not broken or leaking.	True	
Sample collection date/times are provided.	True	
Appropriate sample containers are used.	True	
Sample bottles are completely filled.	True	
Sample Preservation Verified.	N/A	
There is sufficient vol. for all requested analyses, incl. any requested MS/MSDs	True	
Containers requiring zero headspace have no headspace or bubble is <6mm (1/4").	N/A	
Multiphasic samples are not present.	True	
Samples do not require splitting or compositing.	True	
Residual Chlorine Checked.	N/A	

Accreditation/Certification Summary

Client: South Carolina Public Service Authority
Project/Site: 125915/JM02.08.G01.1/36500

Job ID: 680-238535-1

Laboratory: Eurofins Savannah

The accreditations/certifications listed below are applicable to this report.

Authority	Program	Identification Number	Expiration Date
South Carolina	State	98001	06-30-23 *

- 1
- 2
- 3
- 4
- 5
- 6
- 7
- 8
- 9
- 10
- 11
- 12
- 13
- 14

* Accreditation/Certification renewal pending - accreditation/certification considered valid.

ANALYTICAL REPORT

PREPARED FOR

Attn: Linda Williams
South Carolina Public Service Authority
Santee Cooper
PO BOX 2946101
Moncks Corner, South Carolina 29461-2901

Generated 8/9/2023 8:32:53 AM

JOB DESCRIPTION

125915/JM02.08.G01.3/36500

JOB NUMBER

680-238533-1


Eurofins Savannah

Job Notes

This report may not be reproduced except in full, and with written approval from the laboratory. The results relate only to the samples tested. For questions please contact the Project Manager at the e-mail address or telephone number listed on this page.

The test results in this report relate only to the samples as received by the laboratory and will meet all requirements of the methodology, with any exceptions noted. This report shall not be reproduced except in full, without the express written approval of the laboratory. All questions should be directed to the Eurofins Environment Testing Southeast, LLC Project Manager.

Authorization



Generated
8/9/2023 8:32:53 AM

Authorized for release by
Jerry Lanier, Project Manager I
Jerry.Lanier@et.eurofinsus.com
(912)250-0281

Table of Contents

Cover Page	1
Table of Contents	3
Case Narrative	4
Sample Summary	5
Method Summary	6
Definitions	7
Detection Summary	8
Client Sample Results	9
QC Sample Results	14
QC Association	16
Chronicle	18
Chain of Custody	20
Receipt Checklists	21
Certification Summary	22



Case Narrative

Client: South Carolina Public Service Authority
Project/Site: 125915/JM02.08.G01.3/36500

Job ID: 680-238533-1

Job ID: 680-238533-1

Laboratory: Eurofins Savannah

Narrative

**Job Narrative
680-238533-1**

Receipt

The samples were received on 8/2/2023 10:45 AM. Unless otherwise noted below, the samples arrived in good condition, and, where required, properly preserved and on ice. The temperature of the cooler at receipt time was 4.3°C

Metals

No additional analytical or quality issues were noted, other than those described above or in the Definitions/ Glossary page.

- 1
- 2
- 3
- 4
- 5
- 6
- 7
- 8
- 9
- 10
- 11
- 12
- 13
- 14

Sample Summary

Client: South Carolina Public Service Authority
Project/Site: 125915/JM02.08.G01.3/36500

Job ID: 680-238533-1

Lab Sample ID	Client Sample ID	Matrix	Collected	Received
680-238533-1	AF68718	Water	06/27/23 13:07	08/02/23 10:45
680-238533-2	AF68716	Water	06/28/23 10:32	08/02/23 10:45
680-238533-3	AF69285	Water	06/28/23 12:36	08/02/23 10:45
680-238533-4	AF68715	Water	06/29/23 09:47	08/02/23 10:45
680-238533-5	AF68722	Water	06/29/23 14:53	08/02/23 10:45

- 1
- 2
- 3
- 4
- 5
- 6
- 7
- 8
- 9
- 10
- 11
- 12
- 13
- 14

Method Summary

Client: South Carolina Public Service Authority
Project/Site: 125915/JM02.08.G01.3/36500

Job ID: 680-238533-1

Method	Method Description	Protocol	Laboratory
6010D	Metals (ICP)	SW846	EET SAV
6020B	Metals (ICP/MS)	SW846	EET SAV
3005A	Preparation, Total Recoverable or Dissolved Metals	SW846	EET SAV

Protocol References:

SW846 = "Test Methods For Evaluating Solid Waste, Physical/Chemical Methods", Third Edition, November 1986 And Its Updates.

Laboratory References:

EET SAV = Eurofins Savannah, 5102 LaRoche Avenue, Savannah, GA 31404, TEL (912)354-7858

- 1
- 2
- 3
- 4
- 5
- 6
- 7
- 8
- 9
- 10
- 11
- 12
- 13
- 14

Definitions/Glossary

Client: South Carolina Public Service Authority
Project/Site: 125915/JM02.08.G01.3/36500

Job ID: 680-238533-1

Qualifiers

Metals	
Qualifier	Qualifier Description
U	Indicates the analyte was analyzed for but not detected.

Glossary

Abbreviation	These commonly used abbreviations may or may not be present in this report.
α	Listed under the "D" column to designate that the result is reported on a dry weight basis
%R	Percent Recovery
CFL	Contains Free Liquid
CFU	Colony Forming Unit
CNF	Contains No Free Liquid
DER	Duplicate Error Ratio (normalized absolute difference)
Dil Fac	Dilution Factor
DL	Detection Limit (DoD/DOE)
DL, RA, RE, IN	Indicates a Dilution, Re-analysis, Re-extraction, or additional Initial metals/anion analysis of the sample
DLC	Decision Level Concentration (Radiochemistry)
EDL	Estimated Detection Limit (Dioxin)
LOD	Limit of Detection (DoD/DOE)
LOQ	Limit of Quantitation (DoD/DOE)
MCL	EPA recommended "Maximum Contaminant Level"
MDA	Minimum Detectable Activity (Radiochemistry)
MDC	Minimum Detectable Concentration (Radiochemistry)
MDL	Method Detection Limit
ML	Minimum Level (Dioxin)
MPN	Most Probable Number
MQL	Method Quantitation Limit
NC	Not Calculated
ND	Not Detected at the reporting limit (or MDL or EDL if shown)
NEG	Negative / Absent
POS	Positive / Present
PQL	Practical Quantitation Limit
PRES	Presumptive
QC	Quality Control
RER	Relative Error Ratio (Radiochemistry)
RL	Reporting Limit or Requested Limit (Radiochemistry)
RPD	Relative Percent Difference, a measure of the relative difference between two points
TEF	Toxicity Equivalent Factor (Dioxin)
TEQ	Toxicity Equivalent Quotient (Dioxin)
TNTC	Too Numerous To Count

Detection Summary

Client: South Carolina Public Service Authority
 Project/Site: 125915/JM02.08.G01.3/36500

Job ID: 680-238533-1

Client Sample ID: AF68718

Lab Sample ID: 680-238533-1

Analyte	Result	Qualifier	RL	MDL	Unit	Dil Fac	D	Method	Prep Type
Calcium	487000		500		ug/L	1		6010D	Total Recoverable
Arsenic	253		3.00		ug/L	1		6020B	Total Recoverable
Barium	214		5.00		ug/L	1		6020B	Total Recoverable
Iron	6310		100		ug/L	1		6020B	Total Recoverable
Magnesium	93200		250		ug/L	1		6020B	Total Recoverable

Client Sample ID: AF68716

Lab Sample ID: 680-238533-2

Analyte	Result	Qualifier	RL	MDL	Unit	Dil Fac	D	Method	Prep Type
Calcium	100000		500		ug/L	1		6010D	Total Recoverable
Aluminum	1580		100		ug/L	1		6020B	Total Recoverable
Barium	60.1		5.00		ug/L	1		6020B	Total Recoverable
Iron	4140		100		ug/L	1		6020B	Total Recoverable
Magnesium	2340		250		ug/L	1		6020B	Total Recoverable

Client Sample ID: AF69285

Lab Sample ID: 680-238533-3

Analyte	Result	Qualifier	RL	MDL	Unit	Dil Fac	D	Method	Prep Type
Calcium	49000		500		ug/L	1		6010D	Total Recoverable
Iron	130		100		ug/L	1		6020B	Total Recoverable
Magnesium	3000		250		ug/L	1		6020B	Total Recoverable

Client Sample ID: AF68715

Lab Sample ID: 680-238533-4

Analyte	Result	Qualifier	RL	MDL	Unit	Dil Fac	D	Method	Prep Type
Calcium	63600		500		ug/L	1		6010D	Total Recoverable
Barium	9.33		5.00		ug/L	1		6020B	Total Recoverable
Magnesium	5390		250		ug/L	1		6020B	Total Recoverable

Client Sample ID: AF68722

Lab Sample ID: 680-238533-5

Analyte	Result	Qualifier	RL	MDL	Unit	Dil Fac	D	Method	Prep Type
Calcium	235000		500		ug/L	1		6010D	Total Recoverable
Barium	77.3		5.00		ug/L	1		6020B	Total Recoverable
Iron	8390		100		ug/L	1		6020B	Total Recoverable
Magnesium	9610		250		ug/L	1		6020B	Total Recoverable

This Detection Summary does not include radiochemical test results.

Eurofins Savannah

Client Sample Results

Client: South Carolina Public Service Authority
 Project/Site: 125915/JM02.08.G01.3/36500

Job ID: 680-238533-1

Client Sample ID: AF68718

Lab Sample ID: 680-238533-1

Date Collected: 06/27/23 13:07

Matrix: Water

Date Received: 08/02/23 10:45

Method: SW846 6010D - Metals (ICP) - Total Recoverable

Analyte	Result	Qualifier	RL	MDL	Unit	D	Prepared	Analyzed	Dil Fac
Calcium	487000		500		ug/L		08/03/23 05:51	08/03/23 15:22	1
Selenium	20.0	U	20.0		ug/L		08/03/23 05:51	08/03/23 15:22	1

Method: SW846 6020B - Metals (ICP/MS) - Total Recoverable

Analyte	Result	Qualifier	RL	MDL	Unit	D	Prepared	Analyzed	Dil Fac
Aluminum	100	U	100		ug/L		08/03/23 05:51	08/07/23 16:55	1
Arsenic	253		3.00		ug/L		08/03/23 05:51	08/07/23 16:55	1
Barium	214		5.00		ug/L		08/03/23 05:51	08/07/23 16:55	1
Cadmium	0.500	U	0.500		ug/L		08/03/23 05:51	08/07/23 16:55	1
Chromium	5.00	U	5.00		ug/L		08/03/23 05:51	08/07/23 16:55	1
Copper	5.00	U	5.00		ug/L		08/03/23 05:51	08/07/23 16:55	1
Iron	6310		100		ug/L		08/03/23 05:51	08/07/23 16:55	1
Lead	2.50	U	2.50		ug/L		08/03/23 05:51	08/07/23 16:55	1
Magnesium	93200		250		ug/L		08/03/23 05:51	08/07/23 16:55	1
Zinc	20.0	U	20.0		ug/L		08/03/23 05:51	08/07/23 16:55	1

Client Sample Results

Client: South Carolina Public Service Authority
 Project/Site: 125915/JM02.08.G01.3/36500

Job ID: 680-238533-1

Client Sample ID: AF68716

Lab Sample ID: 680-238533-2

Date Collected: 06/28/23 10:32

Matrix: Water

Date Received: 08/02/23 10:45

Method: SW846 6010D - Metals (ICP) - Total Recoverable

Analyte	Result	Qualifier	RL	MDL	Unit	D	Prepared	Analyzed	Dil Fac
Calcium	100000		500		ug/L		08/03/23 05:51	08/03/23 15:08	1
Selenium	20.0	U	20.0		ug/L		08/03/23 05:51	08/03/23 15:08	1

Method: SW846 6020B - Metals (ICP/MS) - Total Recoverable

Analyte	Result	Qualifier	RL	MDL	Unit	D	Prepared	Analyzed	Dil Fac
Aluminum	1580		100		ug/L		08/03/23 05:51	08/07/23 16:18	1
Arsenic	3.00	U	3.00		ug/L		08/03/23 05:51	08/07/23 16:18	1
Barium	60.1		5.00		ug/L		08/03/23 05:51	08/07/23 16:18	1
Cadmium	0.500	U	0.500		ug/L		08/03/23 05:51	08/07/23 16:18	1
Chromium	5.00	U	5.00		ug/L		08/03/23 05:51	08/07/23 16:18	1
Copper	5.00	U	5.00		ug/L		08/03/23 05:51	08/07/23 16:18	1
Iron	4140		100		ug/L		08/03/23 05:51	08/07/23 16:18	1
Lead	2.50	U	2.50		ug/L		08/03/23 05:51	08/07/23 16:18	1
Magnesium	2340		250		ug/L		08/03/23 05:51	08/07/23 16:18	1
Zinc	20.0	U	20.0		ug/L		08/03/23 05:51	08/07/23 16:18	1

Client Sample Results

Client: South Carolina Public Service Authority
 Project/Site: 125915/JM02.08.G01.3/36500

Job ID: 680-238533-1

Client Sample ID: AF69285

Lab Sample ID: 680-238533-3

Date Collected: 06/28/23 12:36

Matrix: Water

Date Received: 08/02/23 10:45

Method: SW846 6010D - Metals (ICP) - Total Recoverable

Analyte	Result	Qualifier	RL	MDL	Unit	D	Prepared	Analyzed	Dil Fac
Calcium	49000		500		ug/L		08/03/23 06:38	08/04/23 17:25	1
Selenium	20.0	U	20.0		ug/L		08/03/23 06:38	08/04/23 17:25	1

Method: SW846 6020B - Metals (ICP/MS) - Total Recoverable

Analyte	Result	Qualifier	RL	MDL	Unit	D	Prepared	Analyzed	Dil Fac
Aluminum	100	U	100		ug/L		08/03/23 06:38	08/08/23 15:30	1
Arsenic	3.00	U	3.00		ug/L		08/03/23 06:38	08/08/23 15:30	1
Barium	5.00	U	5.00		ug/L		08/03/23 06:38	08/08/23 15:30	1
Cadmium	0.500	U	0.500		ug/L		08/03/23 06:38	08/08/23 15:30	1
Chromium	5.00	U	5.00		ug/L		08/03/23 06:38	08/08/23 15:30	1
Copper	5.00	U	5.00		ug/L		08/03/23 06:38	08/08/23 15:30	1
Iron	130		100		ug/L		08/03/23 06:38	08/08/23 15:30	1
Lead	2.50	U	2.50		ug/L		08/03/23 06:38	08/08/23 15:30	1
Magnesium	3000		250		ug/L		08/03/23 06:38	08/08/23 15:30	1
Zinc	20.0	U	20.0		ug/L		08/03/23 06:38	08/08/23 15:30	1

Client Sample Results

Client: South Carolina Public Service Authority
 Project/Site: 125915/JM02.08.G01.3/36500

Job ID: 680-238533-1

Client Sample ID: AF68715

Lab Sample ID: 680-238533-4

Date Collected: 06/29/23 09:47

Matrix: Water

Date Received: 08/02/23 10:45

Method: SW846 6010D - Metals (ICP) - Total Recoverable

Analyte	Result	Qualifier	RL	MDL	Unit	D	Prepared	Analyzed	Dil Fac
Calcium	63600		500		ug/L		08/03/23 05:51	08/03/23 15:20	1
Selenium	20.0	U	20.0		ug/L		08/03/23 05:51	08/03/23 15:20	1

Method: SW846 6020B - Metals (ICP/MS) - Total Recoverable

Analyte	Result	Qualifier	RL	MDL	Unit	D	Prepared	Analyzed	Dil Fac
Aluminum	100	U	100		ug/L		08/03/23 05:51	08/07/23 16:46	1
Arsenic	3.00	U	3.00		ug/L		08/03/23 05:51	08/07/23 16:46	1
Barium	9.33		5.00		ug/L		08/03/23 05:51	08/07/23 16:46	1
Cadmium	0.500	U	0.500		ug/L		08/03/23 05:51	08/07/23 16:46	1
Chromium	5.00	U	5.00		ug/L		08/03/23 05:51	08/07/23 16:46	1
Copper	5.00	U	5.00		ug/L		08/03/23 05:51	08/07/23 16:46	1
Iron	100	U	100		ug/L		08/03/23 05:51	08/07/23 16:46	1
Lead	2.50	U	2.50		ug/L		08/03/23 05:51	08/07/23 16:46	1
Magnesium	5390		250		ug/L		08/03/23 05:51	08/07/23 16:46	1
Zinc	20.0	U	20.0		ug/L		08/03/23 05:51	08/07/23 16:46	1

Client Sample Results

Client: South Carolina Public Service Authority
 Project/Site: 125915/JM02.08.G01.3/36500

Job ID: 680-238533-1

Client Sample ID: AF68722

Lab Sample ID: 680-238533-5

Date Collected: 06/29/23 14:53

Matrix: Water

Date Received: 08/02/23 10:45

Method: SW846 6010D - Metals (ICP) - Total Recoverable

Analyte	Result	Qualifier	RL	MDL	Unit	D	Prepared	Analyzed	Dil Fac
Calcium	235000		500		ug/L		08/03/23 06:38	08/04/23 17:28	1
Selenium	20.0	U	20.0		ug/L		08/03/23 06:38	08/04/23 17:28	1

Method: SW846 6020B - Metals (ICP/MS) - Total Recoverable

Analyte	Result	Qualifier	RL	MDL	Unit	D	Prepared	Analyzed	Dil Fac
Aluminum	100	U	100		ug/L		08/03/23 06:38	08/08/23 15:34	1
Arsenic	3.00	U	3.00		ug/L		08/03/23 06:38	08/08/23 15:34	1
Barium	77.3		5.00		ug/L		08/03/23 06:38	08/08/23 15:34	1
Cadmium	0.500	U	0.500		ug/L		08/03/23 06:38	08/08/23 15:34	1
Chromium	5.00	U	5.00		ug/L		08/03/23 06:38	08/08/23 15:34	1
Copper	5.00	U	5.00		ug/L		08/03/23 06:38	08/08/23 15:34	1
Iron	8390		100		ug/L		08/03/23 06:38	08/08/23 15:34	1
Lead	2.50	U	2.50		ug/L		08/03/23 06:38	08/08/23 15:34	1
Magnesium	9610		250		ug/L		08/03/23 06:38	08/08/23 15:34	1
Zinc	20.0	U	20.0		ug/L		08/03/23 06:38	08/08/23 15:34	1

QC Sample Results

Client: South Carolina Public Service Authority
 Project/Site: 125915/JM02.08.G01.3/36500

Job ID: 680-238533-1

Method: 6010D - Metals (ICP)

Lab Sample ID: MB 680-791516/1-A
 Matrix: Water
 Analysis Batch: 791719

Client Sample ID: Method Blank
 Prep Type: Total Recoverable
 Prep Batch: 791516

Analyte	MB MB		RL	MDL	Unit	D	Prepared	Analyzed	Dil Fac
	Result	Qualifier							
Calcium	500	U	500		ug/L		08/03/23 05:51	08/03/23 14:52	1
Selenium	20.0	U	20.0		ug/L		08/03/23 05:51	08/03/23 14:52	1

Lab Sample ID: LCS 680-791516/2-A
 Matrix: Water
 Analysis Batch: 791719

Client Sample ID: Lab Control Sample
 Prep Type: Total Recoverable
 Prep Batch: 791516

Analyte	Spike Added	LCS Result	LCS Qualifier	Unit	D	%Rec	%Rec	
							Limits	
Calcium	5000	4950		ug/L		99	80 - 120	
Selenium	100	94.39		ug/L		94	80 - 120	

Lab Sample ID: MB 680-791519/1-A
 Matrix: Water
 Analysis Batch: 791897

Client Sample ID: Method Blank
 Prep Type: Total Recoverable
 Prep Batch: 791519

Analyte	MB MB		RL	MDL	Unit	D	Prepared	Analyzed	Dil Fac
	Result	Qualifier							
Calcium	500	U	500		ug/L		08/03/23 06:38	08/04/23 16:50	1
Selenium	20.0	U	20.0		ug/L		08/03/23 06:38	08/04/23 16:50	1

Lab Sample ID: LCS 680-791519/2-A
 Matrix: Water
 Analysis Batch: 791897

Client Sample ID: Lab Control Sample
 Prep Type: Total Recoverable
 Prep Batch: 791519

Analyte	Spike Added	LCS Result	LCS Qualifier	Unit	D	%Rec	%Rec	
							Limits	
Calcium	5000	4801		ug/L		96	80 - 120	
Selenium	100	99.73		ug/L		100	80 - 120	

Method: 6020B - Metals (ICP/MS)

Lab Sample ID: MB 680-791513/1-A
 Matrix: Water
 Analysis Batch: 792230

Client Sample ID: Method Blank
 Prep Type: Total Recoverable
 Prep Batch: 791513

Analyte	MB MB		RL	MDL	Unit	D	Prepared	Analyzed	Dil Fac
	Result	Qualifier							
Aluminum	100	U	100		ug/L		08/03/23 05:51	08/07/23 15:57	1
Arsenic	3.00	U	3.00		ug/L		08/03/23 05:51	08/07/23 15:57	1
Barium	5.00	U	5.00		ug/L		08/03/23 05:51	08/07/23 15:57	1
Cadmium	0.500	U	0.500		ug/L		08/03/23 05:51	08/07/23 15:57	1
Chromium	5.00	U	5.00		ug/L		08/03/23 05:51	08/07/23 15:57	1
Copper	5.00	U	5.00		ug/L		08/03/23 05:51	08/07/23 15:57	1
Iron	100	U	100		ug/L		08/03/23 05:51	08/07/23 15:57	1
Lead	2.50	U	2.50		ug/L		08/03/23 05:51	08/07/23 15:57	1
Magnesium	250	U	250		ug/L		08/03/23 05:51	08/07/23 15:57	1
Zinc	20.0	U	20.0		ug/L		08/03/23 05:51	08/07/23 15:57	1

QC Sample Results

Client: South Carolina Public Service Authority
 Project/Site: 125915/JM02.08.G01.3/36500

Job ID: 680-238533-1

Method: 6020B - Metals (ICP/MS) (Continued)

Lab Sample ID: LCS 680-791513/2-A
Matrix: Water
Analysis Batch: 792230

Client Sample ID: Lab Control Sample
Prep Type: Total Recoverable
Prep Batch: 791513

Analyte	Spike Added	LCS Result	LCS Qualifier	Unit	D	%Rec	%Rec	
							Limits	
Aluminum	5050	5120		ug/L		101	80 - 120	
Arsenic	100	106.4		ug/L		106	80 - 120	
Barium	100	102.9		ug/L		103	80 - 120	
Cadmium	50.0	50.92		ug/L		102	80 - 120	
Chromium	100	109.3		ug/L		109	80 - 120	
Copper	100	113.2		ug/L		113	80 - 120	
Iron	4990	5167		ug/L		104	80 - 120	
Lead	500	530.5		ug/L		106	80 - 120	
Magnesium	5000	4977		ug/L		100	80 - 120	
Zinc	100	110.4		ug/L		110	80 - 120	

Lab Sample ID: MB 680-791518/1-A
Matrix: Water
Analysis Batch: 792490

Client Sample ID: Method Blank
Prep Type: Total Recoverable
Prep Batch: 791518

Analyte	MB MB		RL	MDL	Unit	D	Prepared	Analyzed	Dil Fac
	Result	Qualifier							
Aluminum	100	U	100		ug/L		08/03/23 06:38	08/08/23 14:41	1
Arsenic	3.00	U	3.00		ug/L		08/03/23 06:38	08/08/23 14:41	1
Barium	5.00	U	5.00		ug/L		08/03/23 06:38	08/08/23 14:41	1
Cadmium	0.500	U	0.500		ug/L		08/03/23 06:38	08/08/23 14:41	1
Chromium	5.00	U	5.00		ug/L		08/03/23 06:38	08/08/23 14:41	1
Copper	5.00	U	5.00		ug/L		08/03/23 06:38	08/08/23 14:41	1
Iron	100	U	100		ug/L		08/03/23 06:38	08/08/23 14:41	1
Lead	2.50	U	2.50		ug/L		08/03/23 06:38	08/08/23 14:41	1
Magnesium	250	U	250		ug/L		08/03/23 06:38	08/08/23 14:41	1
Zinc	20.0	U	20.0		ug/L		08/03/23 06:38	08/08/23 14:41	1

Lab Sample ID: LCS 680-791518/2-A
Matrix: Water
Analysis Batch: 792490

Client Sample ID: Lab Control Sample
Prep Type: Total Recoverable
Prep Batch: 791518

Analyte	Spike Added	LCS Result	LCS Qualifier	Unit	D	%Rec	%Rec	
							Limits	
Aluminum	5050	4652		ug/L		92	80 - 120	
Arsenic	100	97.80		ug/L		98	80 - 120	
Barium	100	95.86		ug/L		96	80 - 120	
Cadmium	50.0	46.20		ug/L		92	80 - 120	
Chromium	100	100.4		ug/L		100	80 - 120	
Copper	100	102.8		ug/L		103	80 - 120	
Iron	4990	5052		ug/L		101	80 - 120	
Lead	500	485.1		ug/L		97	80 - 120	
Magnesium	5000	4591		ug/L		92	80 - 120	
Zinc	100	101.9		ug/L		102	80 - 120	

QC Association Summary

Client: South Carolina Public Service Authority
 Project/Site: 125915/JM02.08.G01.3/36500

Job ID: 680-238533-1

Metals

Prep Batch: 791513

Lab Sample ID	Client Sample ID	Prep Type	Matrix	Method	Prep Batch
680-238533-1	AF68718	Total Recoverable	Water	3005A	
680-238533-2	AF68716	Total Recoverable	Water	3005A	
680-238533-4	AF68715	Total Recoverable	Water	3005A	
MB 680-791513/1-A	Method Blank	Total Recoverable	Water	3005A	
LCS 680-791513/2-A	Lab Control Sample	Total Recoverable	Water	3005A	

Prep Batch: 791516

Lab Sample ID	Client Sample ID	Prep Type	Matrix	Method	Prep Batch
680-238533-1	AF68718	Total Recoverable	Water	3005A	
680-238533-2	AF68716	Total Recoverable	Water	3005A	
680-238533-4	AF68715	Total Recoverable	Water	3005A	
MB 680-791516/1-A	Method Blank	Total Recoverable	Water	3005A	
LCS 680-791516/2-A	Lab Control Sample	Total Recoverable	Water	3005A	

Prep Batch: 791518

Lab Sample ID	Client Sample ID	Prep Type	Matrix	Method	Prep Batch
680-238533-3	AF69285	Total Recoverable	Water	3005A	
680-238533-5	AF68722	Total Recoverable	Water	3005A	
MB 680-791518/1-A	Method Blank	Total Recoverable	Water	3005A	
LCS 680-791518/2-A	Lab Control Sample	Total Recoverable	Water	3005A	

Prep Batch: 791519

Lab Sample ID	Client Sample ID	Prep Type	Matrix	Method	Prep Batch
680-238533-3	AF69285	Total Recoverable	Water	3005A	
680-238533-5	AF68722	Total Recoverable	Water	3005A	
MB 680-791519/1-A	Method Blank	Total Recoverable	Water	3005A	
LCS 680-791519/2-A	Lab Control Sample	Total Recoverable	Water	3005A	

Analysis Batch: 791719

Lab Sample ID	Client Sample ID	Prep Type	Matrix	Method	Prep Batch
680-238533-1	AF68718	Total Recoverable	Water	6010D	791516
680-238533-2	AF68716	Total Recoverable	Water	6010D	791516
680-238533-4	AF68715	Total Recoverable	Water	6010D	791516
MB 680-791516/1-A	Method Blank	Total Recoverable	Water	6010D	791516
LCS 680-791516/2-A	Lab Control Sample	Total Recoverable	Water	6010D	791516

Analysis Batch: 791897

Lab Sample ID	Client Sample ID	Prep Type	Matrix	Method	Prep Batch
680-238533-3	AF69285	Total Recoverable	Water	6010D	791519
680-238533-5	AF68722	Total Recoverable	Water	6010D	791519
MB 680-791519/1-A	Method Blank	Total Recoverable	Water	6010D	791519
LCS 680-791519/2-A	Lab Control Sample	Total Recoverable	Water	6010D	791519

Analysis Batch: 792230

Lab Sample ID	Client Sample ID	Prep Type	Matrix	Method	Prep Batch
680-238533-1	AF68718	Total Recoverable	Water	6020B	791513
680-238533-2	AF68716	Total Recoverable	Water	6020B	791513
680-238533-4	AF68715	Total Recoverable	Water	6020B	791513
MB 680-791513/1-A	Method Blank	Total Recoverable	Water	6020B	791513
LCS 680-791513/2-A	Lab Control Sample	Total Recoverable	Water	6020B	791513

QC Association Summary

Client: South Carolina Public Service Authority
Project/Site: 125915/JM02.08.G01.3/36500

Job ID: 680-238533-1

Metals

Analysis Batch: 792490

Lab Sample ID	Client Sample ID	Prep Type	Matrix	Method	Prep Batch
680-238533-3	AF69285	Total Recoverable	Water	6020B	791518
680-238533-5	AF68722	Total Recoverable	Water	6020B	791518
MB 680-791518/1-A	Method Blank	Total Recoverable	Water	6020B	791518
LCS 680-791518/2-A	Lab Control Sample	Total Recoverable	Water	6020B	791518

- 1
- 2
- 3
- 4
- 5
- 6
- 7
- 8
- 9
- 10
- 11
- 12
- 13
- 14

Lab Chronicle

Client: South Carolina Public Service Authority
 Project/Site: 125915/JM02.08.G01.3/36500

Job ID: 680-238533-1

Client Sample ID: AF68718

Lab Sample ID: 680-238533-1

Date Collected: 06/27/23 13:07

Matrix: Water

Date Received: 08/02/23 10:45

Prep Type	Batch Type	Batch Method	Run	Dilution Factor	Batch Number	Batch Analyst	Lab	Prepared or Analyzed
Total Recoverable	Prep	3005A			791516	RR	EET SAV	08/03/23 05:51
Total Recoverable	Analysis	6010D		1	791719	BJB	EET SAV	08/03/23 15:22
Total Recoverable	Prep	3005A			791513	RR	EET SAV	08/03/23 05:51
Total Recoverable	Analysis	6020B		1	792230	BWR	EET SAV	08/07/23 16:55

Client Sample ID: AF68716

Lab Sample ID: 680-238533-2

Date Collected: 06/28/23 10:32

Matrix: Water

Date Received: 08/02/23 10:45

Prep Type	Batch Type	Batch Method	Run	Dilution Factor	Batch Number	Batch Analyst	Lab	Prepared or Analyzed
Total Recoverable	Prep	3005A			791516	RR	EET SAV	08/03/23 05:51
Total Recoverable	Analysis	6010D		1	791719	BJB	EET SAV	08/03/23 15:08
Total Recoverable	Prep	3005A			791513	RR	EET SAV	08/03/23 05:51
Total Recoverable	Analysis	6020B		1	792230	BWR	EET SAV	08/07/23 16:18

Client Sample ID: AF69285

Lab Sample ID: 680-238533-3

Date Collected: 06/28/23 12:36

Matrix: Water

Date Received: 08/02/23 10:45

Prep Type	Batch Type	Batch Method	Run	Dilution Factor	Batch Number	Batch Analyst	Lab	Prepared or Analyzed
Total Recoverable	Prep	3005A			791519	RR	EET SAV	08/03/23 06:38
Total Recoverable	Analysis	6010D		1	791897	BJB	EET SAV	08/04/23 17:25
Total Recoverable	Prep	3005A			791518	RR	EET SAV	08/03/23 06:38
Total Recoverable	Analysis	6020B		1	792490	BWR	EET SAV	08/08/23 15:30

Client Sample ID: AF68715

Lab Sample ID: 680-238533-4

Date Collected: 06/29/23 09:47

Matrix: Water

Date Received: 08/02/23 10:45

Prep Type	Batch Type	Batch Method	Run	Dilution Factor	Batch Number	Batch Analyst	Lab	Prepared or Analyzed
Total Recoverable	Prep	3005A			791516	RR	EET SAV	08/03/23 05:51
Total Recoverable	Analysis	6010D		1	791719	BJB	EET SAV	08/03/23 15:20
Total Recoverable	Prep	3005A			791513	RR	EET SAV	08/03/23 05:51
Total Recoverable	Analysis	6020B		1	792230	BWR	EET SAV	08/07/23 16:46

Client Sample ID: AF68722

Lab Sample ID: 680-238533-5

Date Collected: 06/29/23 14:53

Matrix: Water

Date Received: 08/02/23 10:45

Prep Type	Batch Type	Batch Method	Run	Dilution Factor	Batch Number	Batch Analyst	Lab	Prepared or Analyzed
Total Recoverable	Prep	3005A			791519	RR	EET SAV	08/03/23 06:38
Total Recoverable	Analysis	6010D		1	791897	BJB	EET SAV	08/04/23 17:28
Total Recoverable	Prep	3005A			791518	RR	EET SAV	08/03/23 06:38
Total Recoverable	Analysis	6020B		1	792490	BWR	EET SAV	08/08/23 15:34

Lab Chronicle

Client: South Carolina Public Service Authority
Project/Site: 125915/JM02.08.G01.3/36500

Job ID: 680-238533-1

Laboratory References:

EET SAV = Eurofins Savannah, 5102 LaRoche Avenue, Savannah, GA 31404, TEL (912)354-7858

- 1
- 2
- 3
- 4
- 5
- 6
- 7
- 8
- 9
- 10
- 11
- 12
- 13
- 14

Chain of Custody

santee cooper
 Santee Cooper
 One Riverwood Drive
 Moncks Corner, SC 29461
 Phone (843)761-8000 Ext 5148
 Fax: (843)761-4175

Customer Email/Report Recipient: LCWILLIA@santecooper.com Date Results Needed by: / / Project/Task/Unit #: 125915 / JM02.08.G01.3 / 36500 Rerun request for any flagged QC Yes No

Analysis Group

Labworks ID # (Internal use only)	Sample Location/ Description	Collection Date	Collection Time	Sample Collector	Total # of containers	Bottle type: (Glass- G/Plastic-P)	Grab (G) or Composite (C)	Matrix(see below)	Preservative (see below)	Comments • Method # • Reporting limit • Misc. sample info • Any other notes	TOTAL METALS -SEE BELOW
AF68718	WAP-8	6/27/23	1307	WJK ML	1	P	G	GW	2	METHOD 6020	X
AF68716	WAP-6	6/28/23	1032							-SEE SHEET FOR RLS.	
AF69285	PPZW - 6D		1236							*PLEASE RETURN SAMPLES UPON COMPLETION.	
AF68715	WAP-5	6/29/23	0947								
AF68722	WAP-11		1453								



680-238533 Chain of Custody

Relinquished by:	Employee#	Date	Time	Received by:	Employee #	Date	Time
<i>SJBrown</i>	35594	8/2/23	0756	<i>E.Hodge</i>	COURIER	8/2/23	0756
<i>E.Hodge</i>	Courier	8/2/23	1044	<i>TA</i>	TA	8-2-23	1045

Sample Receiving (Internal Use Only)
 TEMP (°C): 42/43 Initial: _____
 Correct pH: Yes No
 Preservative Lot#: _____
 Date/Time/Init for preservative: _____

<input type="checkbox"/> METALS (all) <input type="checkbox"/> Ag <input checked="" type="checkbox"/> Cu <input type="checkbox"/> Sb <input checked="" type="checkbox"/> Al <input checked="" type="checkbox"/> Fe <input checked="" type="checkbox"/> Se <input checked="" type="checkbox"/> As <input type="checkbox"/> K <input type="checkbox"/> Sn <input type="checkbox"/> B <input type="checkbox"/> Li <input type="checkbox"/> Sr <input checked="" type="checkbox"/> Ba <input checked="" type="checkbox"/> Mg <input type="checkbox"/> Ti <input type="checkbox"/> Be <input type="checkbox"/> Mn <input type="checkbox"/> Tl <input checked="" type="checkbox"/> Ca <input type="checkbox"/> Mo <input type="checkbox"/> V <input checked="" type="checkbox"/> Cd <input type="checkbox"/> Na <input checked="" type="checkbox"/> Zn <input type="checkbox"/> Co <input type="checkbox"/> Ni <input type="checkbox"/> Hg <input checked="" type="checkbox"/> Cr <input checked="" type="checkbox"/> Pb <input type="checkbox"/> CrVI			Nutrients <input type="checkbox"/> TOC <input type="checkbox"/> DOC <input type="checkbox"/> TP/TPO4 <input type="checkbox"/> NH3-N <input type="checkbox"/> F <input type="checkbox"/> Cl <input type="checkbox"/> NO2 <input type="checkbox"/> Br <input type="checkbox"/> NO3 <input type="checkbox"/> SO4	MISC. <input type="checkbox"/> BTEX <input type="checkbox"/> Naphthalene <input type="checkbox"/> THM/HAA <input type="checkbox"/> VOC <input type="checkbox"/> Oil & Grease <input type="checkbox"/> E. Coli <input type="checkbox"/> Total Coliform <input type="checkbox"/> pH <input type="checkbox"/> Dissolved As <input type="checkbox"/> Dissolved Fe <input type="checkbox"/> Rad 226 <input type="checkbox"/> Rad 228 <input type="checkbox"/> PCB	Gypsum <input type="checkbox"/> Wallboard Gypsum(all below) <input type="checkbox"/> ATM <input type="checkbox"/> TOC <input type="checkbox"/> Total metals <input type="checkbox"/> Soluble Metals <input type="checkbox"/> Purity (CaSO4) <input type="checkbox"/> % Moisture <input type="checkbox"/> Sulfites <input type="checkbox"/> pH <input type="checkbox"/> Chlorides <input type="checkbox"/> Particle Size <input type="checkbox"/> Sulfur	Coal <input type="checkbox"/> Ultimate <input type="checkbox"/> % Moisture <input type="checkbox"/> Ash <input type="checkbox"/> Sulfur <input type="checkbox"/> BTUs <input type="checkbox"/> Volatile Matter <input type="checkbox"/> CHN Other Tests: <input type="checkbox"/> XRF Scan <input type="checkbox"/> HGI <input type="checkbox"/> Fineness <input type="checkbox"/> Particulate Matter	Flyash <input type="checkbox"/> Ammonia <input type="checkbox"/> LOI <input type="checkbox"/> % Carbon <input type="checkbox"/> Mineral Analysis <input type="checkbox"/> Sieve <input type="checkbox"/> % Moisture NPDES <input type="checkbox"/> Oil & Grease <input type="checkbox"/> As <input type="checkbox"/> TSS	Oil <input type="checkbox"/> Trans. Oil Qual. <input type="checkbox"/> %Moisture <input type="checkbox"/> Color <input type="checkbox"/> Acidity <input type="checkbox"/> Dielectric Strength <input type="checkbox"/> IFT <input type="checkbox"/> Dissolved Gases Used Oil <input type="checkbox"/> Flashpoint <input type="checkbox"/> Metals in oil (As, Cd, Cr, Ni, Pb, Hg) <input type="checkbox"/> TX <input type="checkbox"/> GOFER
--	--	--	--	--	--	---	--	--

Login Sample Receipt Checklist

Client: South Carolina Public Service Authority

Job Number: 680-238533-1

Login Number: 238533

List Number: 1

Creator: Sims, Robert D

List Source: Eurofins Savannah

Question	Answer	Comment
Radioactivity wasn't checked or is <=/ background as measured by a survey meter.	N/A	
The cooler's custody seal, if present, is intact.	True	
Sample custody seals, if present, are intact.	True	
The cooler or samples do not appear to have been compromised or tampered with.	True	
Samples were received on ice.	True	
Cooler Temperature is acceptable.	True	
Cooler Temperature is recorded.	True	
COC is present.	True	
COC is filled out in ink and legible.	True	
COC is filled out with all pertinent information.	True	
Is the Field Sampler's name present on COC?	True	
There are no discrepancies between the containers received and the COC.	True	
Samples are received within Holding Time (excluding tests with immediate HTs)	True	
Sample containers have legible labels.	True	
Containers are not broken or leaking.	True	
Sample collection date/times are provided.	True	
Appropriate sample containers are used.	True	
Sample bottles are completely filled.	True	
Sample Preservation Verified.	N/A	
There is sufficient vol. for all requested analyses, incl. any requested MS/MSDs	True	
Containers requiring zero headspace have no headspace or bubble is <6mm (1/4").	N/A	
Multiphasic samples are not present.	True	
Samples do not require splitting or compositing.	True	
Residual Chlorine Checked.	N/A	

Accreditation/Certification Summary

Client: South Carolina Public Service Authority
Project/Site: 125915/JM02.08.G01.3/36500

Job ID: 680-238533-1

Laboratory: Eurofins Savannah

The accreditations/certifications listed below are applicable to this report.

Authority	Program	Identification Number	Expiration Date
South Carolina	State	98001	06-30-23 *

- 1
- 2
- 3
- 4
- 5
- 6
- 7
- 8
- 9
- 10
- 11
- 12
- 13
- 14

* Accreditation/Certification renewal pending - accreditation/certification considered valid.

ANALYTICAL REPORT

PREPARED FOR

Attn: Linda Williams
South Carolina Public Service Authority
Santee Cooper
PO BOX 2946101
Moncks Corner, South Carolina 29461-2901

Generated 1/9/2024 10:02:26 AM Revision 1

JOB DESCRIPTION

125915/JM02 09 G011/36500

JOB NUMBER

680-244376-1

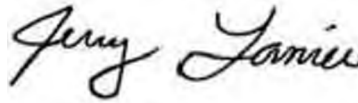
Eurofins Savannah

Job Notes

This report may not be reproduced except in full, and with written approval from the laboratory. The results relate only to the samples tested. For questions please contact the Project Manager at the e-mail address or telephone number listed on this page.

The test results in this report relate only to the samples as received by the laboratory and will meet all requirements of the methodology, with any exceptions noted. This report shall not be reproduced except in full, without the express written approval of the laboratory. All questions should be directed to the Eurofins Environment Testing Southeast, LLC Project Manager.

Authorization



Generated
1/9/2024 10:02:26 AM
Revision 1

Authorized for release by
Jerry Lanier, Project Manager I
Jerry.Lanier@et.eurofinsus.com
(912)250-0281

Table of Contents

Cover Page	1
Table of Contents	3
Case Narrative	4
Sample Summary	5
Method Summary	6
Definitions	7
Detection Summary	8
Client Sample Results	9
QC Sample Results	13
QC Association	14
Chronicle	15
Chain of Custody	16
Receipt Checklists	17
Certification Summary	18



Case Narrative

Client: South Carolina Public Service Authority
Project: 125915/JM02 09 G011/36500

Job ID: 680-244376-1

Job ID: 680-244376-1

Eurofins Savannah

**Job Narrative
680-244376-1**

REVISION

The report being provided is a revision of the original report sent on 12/15/2023. The report (revision 1) is being revised due to Client is requesting batch QC to be reported..

Analytical test results meet all requirements of the associated regulatory program listed on the Accreditation/Certification Summary Page unless otherwise noted under the individual analysis. Data qualifiers are applied to indicate exceptions. Noncompliant quality control (QC) is further explained in narrative comments.

- Matrix QC may not be reported if insufficient sample or site-specific QC samples were not submitted. In these situations, to demonstrate precision and accuracy at a batch level, a LCS/LCSD may be performed, unless otherwise specified in the method.
- Surrogate and/or isotope dilution analyte recoveries (if applicable) which are outside of the QC window are confirmed unless attributed to a dilution or otherwise noted in the narrative.

Regulated compliance samples (e.g. SDWA, NPDES) must comply with the associated agency requirements/permits.

Receipt

The samples were received on 12/14/2023 10:32 AM. Unless otherwise noted below, the samples arrived in good condition, and, where required, properly preserved and on ice. The temperature of the cooler at receipt time was 13.6°C

Metals

No additional analytical or quality issues were noted, other than those described above or in the Definitions/ Glossary page.

Eurofins Savannah

Sample Summary

Client: South Carolina Public Service Authority
Project/Site: 125915/JM02 09 G011/36500

Job ID: 680-244376-1

<u>Lab Sample ID</u>	<u>Client Sample ID</u>	<u>Matrix</u>	<u>Collected</u>	<u>Received</u>
680-244376-1	AF85222	Water	12/11/23 13:19	12/14/23 10:32
680-244376-2	AF85223	Water	12/11/23 10:24	12/14/23 10:32
680-244376-3	AF85224	Water	12/11/23 10:29	12/14/23 10:32
680-244376-4	AF85225	Water	12/11/23 11:50	12/14/23 10:32

- 1
- 2
- 3
- 4
- 5
- 6
- 7
- 8
- 9
- 10
- 11
- 12
- 13
- 14

Method Summary

Client: South Carolina Public Service Authority
Project/Site: 125915/JM02 09 G011/36500

Job ID: 680-244376-1

Method	Method Description	Protocol	Laboratory
7470A	Mercury (CVAA)	SW846	EET SAV
7470A	Preparation, Mercury	SW846	EET SAV

Protocol References:

SW846 = "Test Methods For Evaluating Solid Waste, Physical/Chemical Methods", Third Edition, November 1986 And Its Updates.

Laboratory References:

EET SAV = Eurofins Savannah, 5102 LaRoche Avenue, Savannah, GA 31404, TEL (912)354-7858

- 1
- 2
- 3
- 4
- 5
- 6
- 7
- 8
- 9
- 10
- 11
- 12
- 13
- 14

Definitions/Glossary

Client: South Carolina Public Service Authority
Project/Site: 125915/JM02 09 G011/36500

Job ID: 680-244376-1

Qualifiers

Metals

Qualifier	Qualifier Description
F1	MS and/or MSD recovery exceeds control limits.
U	Indicates the analyte was analyzed for but not detected.

Glossary

Abbreviation	These commonly used abbreviations may or may not be present in this report.
▫	Listed under the "D" column to designate that the result is reported on a dry weight basis
%R	Percent Recovery
CFL	Contains Free Liquid
CFU	Colony Forming Unit
CNF	Contains No Free Liquid
DER	Duplicate Error Ratio (normalized absolute difference)
Dil Fac	Dilution Factor
DL	Detection Limit (DoD/DOE)
DL, RA, RE, IN	Indicates a Dilution, Re-analysis, Re-extraction, or additional Initial metals/anion analysis of the sample
DLC	Decision Level Concentration (Radiochemistry)
EDL	Estimated Detection Limit (Dioxin)
LOD	Limit of Detection (DoD/DOE)
LOQ	Limit of Quantitation (DoD/DOE)
MCL	EPA recommended "Maximum Contaminant Level"
MDA	Minimum Detectable Activity (Radiochemistry)
MDC	Minimum Detectable Concentration (Radiochemistry)
MDL	Method Detection Limit
ML	Minimum Level (Dioxin)
MPN	Most Probable Number
MQL	Method Quantitation Limit
NC	Not Calculated
ND	Not Detected at the reporting limit (or MDL or EDL if shown)
NEG	Negative / Absent
POS	Positive / Present
PQL	Practical Quantitation Limit
PRES	Presumptive
QC	Quality Control
RER	Relative Error Ratio (Radiochemistry)
RL	Reporting Limit or Requested Limit (Radiochemistry)
RPD	Relative Percent Difference, a measure of the relative difference between two points
TEF	Toxicity Equivalent Factor (Dioxin)
TEQ	Toxicity Equivalent Quotient (Dioxin)
TNTC	Too Numerous To Count

Detection Summary

Client: South Carolina Public Service Authority
Project/Site: 125915/JM02 09 G011/36500

Job ID: 680-244376-1

Client Sample ID: AF85222

Lab Sample ID: 680-244376-1

No Detections.

Client Sample ID: AF85223

Lab Sample ID: 680-244376-2

No Detections.

Client Sample ID: AF85224

Lab Sample ID: 680-244376-3

No Detections.

Client Sample ID: AF85225

Lab Sample ID: 680-244376-4

No Detections.

- 1
- 2
- 3
- 4
- 5
- 6
- 7
- 8
- 9
- 10
- 11
- 12
- 13
- 14

This Detection Summary does not include radiochemical test results.

Eurofins Savannah

Client Sample Results

Client: South Carolina Public Service Authority
Project/Site: 125915/JM02 09 G011/36500

Job ID: 680-244376-1

Client Sample ID: AF85222

Lab Sample ID: 680-244376-1

Date Collected: 12/11/23 13:19

Matrix: Water

Date Received: 12/14/23 10:32

Method: SW846 7470A - Mercury (CVAA)

Analyte	Result	Qualifier	RL	MDL	Unit	D	Prepared	Analyzed	Dil Fac
Mercury	0.200	U	0.200		ug/L		12/15/23 09:10	12/15/23 16:02	1

- 1
- 2
- 3
- 4
- 5
- 6
- 7
- 8
- 9
- 10
- 11
- 12
- 13
- 14

Client Sample Results

Client: South Carolina Public Service Authority
Project/Site: 125915/JM02 09 G011/36500

Job ID: 680-244376-1

Client Sample ID: AF85223

Lab Sample ID: 680-244376-2

Date Collected: 12/11/23 10:24

Matrix: Water

Date Received: 12/14/23 10:32

Method: SW846 7470A - Mercury (CVAA)

Analyte	Result	Qualifier	RL	MDL	Unit	D	Prepared	Analyzed	Dil Fac
Mercury	0.200	U	0.200		ug/L		12/15/23 09:10	12/15/23 16:04	1

- 1
- 2
- 3
- 4
- 5
- 6
- 7
- 8
- 9
- 10
- 11
- 12
- 13
- 14

Client Sample Results

Client: South Carolina Public Service Authority
Project/Site: 125915/JM02 09 G011/36500

Job ID: 680-244376-1

Client Sample ID: AF85224

Lab Sample ID: 680-244376-3

Date Collected: 12/11/23 10:29

Matrix: Water

Date Received: 12/14/23 10:32

Method: SW846 7470A - Mercury (CVAA)

Analyte	Result	Qualifier	RL	MDL	Unit	D	Prepared	Analyzed	Dil Fac
Mercury	0.200	U	0.200		ug/L		12/15/23 09:10	12/15/23 16:06	1

- 1
- 2
- 3
- 4
- 5
- 6
- 7
- 8
- 9
- 10
- 11
- 12
- 13
- 14

Client Sample Results

Client: South Carolina Public Service Authority
Project/Site: 125915/JM02 09 G011/36500

Job ID: 680-244376-1

Client Sample ID: AF85225

Lab Sample ID: 680-244376-4

Date Collected: 12/11/23 11:50

Matrix: Water

Date Received: 12/14/23 10:32

Method: SW846 7470A - Mercury (CVAA)

Analyte	Result	Qualifier	RL	MDL	Unit	D	Prepared	Analyzed	Dil Fac
Mercury	0.200	U	0.200		ug/L		12/15/23 09:10	12/15/23 16:08	1

- 1
- 2
- 3
- 4
- 5
- 6
- 7
- 8
- 9
- 10
- 11
- 12
- 13
- 14

QC Sample Results

Client: South Carolina Public Service Authority
 Project/Site: 125915/JM02 09 G011/36500

Job ID: 680-244376-1

Method: 7470A - Mercury (CVAA)

Lab Sample ID: MB 680-813640/1-A
Matrix: Water
Analysis Batch: 813777

Client Sample ID: Method Blank
Prep Type: Total/NA
Prep Batch: 813640

Analyte	MB Result	MB Qualifier	RL	MDL	Unit	D	Prepared	Analyzed	Dil Fac
Mercury	0.200	U	0.200		ug/L		12/15/23 09:10	12/15/23 12:50	1

Lab Sample ID: LCS 680-813640/2-A
Matrix: Water
Analysis Batch: 813777

Client Sample ID: Lab Control Sample
Prep Type: Total/NA
Prep Batch: 813640

Analyte	Spike Added	LCS Result	LCS Qualifier	Unit	D	%Rec	Limits
Mercury	2.50	2.453		ug/L		98	80 - 120

Lab Sample ID: 680-244329-G-1-D MS
Matrix: Water
Analysis Batch: 813777

Client Sample ID: Matrix Spike
Prep Type: Total/NA
Prep Batch: 813640

Analyte	Sample Result	Sample Qualifier	Spike Added	MS Result	MS Qualifier	Unit	D	%Rec	Limits
Mercury	0.200	U F1	1.00	0.8064		ug/L		81	80 - 120

Lab Sample ID: 680-244329-G-1-E MSD
Matrix: Water
Analysis Batch: 813777

Client Sample ID: Matrix Spike Duplicate
Prep Type: Total/NA
Prep Batch: 813640

Analyte	Sample Result	Sample Qualifier	Spike Added	MSD Result	MSD Qualifier	Unit	D	%Rec	Limits	RPD	Limit
Mercury	0.200	U F1	1.00	0.7930	F1	ug/L		79	80 - 120	2	20

QC Association Summary

Client: South Carolina Public Service Authority
Project/Site: 125915/JM02 09 G011/36500

Job ID: 680-244376-1

Metals

Prep Batch: 813640

Lab Sample ID	Client Sample ID	Prep Type	Matrix	Method	Prep Batch
680-244376-1	AF85222	Total/NA	Water	7470A	
680-244376-2	AF85223	Total/NA	Water	7470A	
680-244376-3	AF85224	Total/NA	Water	7470A	
680-244376-4	AF85225	Total/NA	Water	7470A	
MB 680-813640/1-A	Method Blank	Total/NA	Water	7470A	
LCS 680-813640/2-A	Lab Control Sample	Total/NA	Water	7470A	
680-244329-G-1-D MS	Matrix Spike	Total/NA	Water	7470A	
680-244329-G-1-E MSD	Matrix Spike Duplicate	Total/NA	Water	7470A	

Analysis Batch: 813777

Lab Sample ID	Client Sample ID	Prep Type	Matrix	Method	Prep Batch
680-244376-1	AF85222	Total/NA	Water	7470A	813640
680-244376-2	AF85223	Total/NA	Water	7470A	813640
680-244376-3	AF85224	Total/NA	Water	7470A	813640
680-244376-4	AF85225	Total/NA	Water	7470A	813640
MB 680-813640/1-A	Method Blank	Total/NA	Water	7470A	813640
LCS 680-813640/2-A	Lab Control Sample	Total/NA	Water	7470A	813640
680-244329-G-1-D MS	Matrix Spike	Total/NA	Water	7470A	813640
680-244329-G-1-E MSD	Matrix Spike Duplicate	Total/NA	Water	7470A	813640

Lab Chronicle

Client: South Carolina Public Service Authority
Project/Site: 125915/JM02 09 G011/36500

Job ID: 680-244376-1

Client Sample ID: AF85222

Lab Sample ID: 680-244376-1

Date Collected: 12/11/23 13:19

Matrix: Water

Date Received: 12/14/23 10:32

Prep Type	Batch Type	Batch Method	Run	Dilution Factor	Batch Number	Analyst	Lab	Prepared or Analyzed
Total/NA	Prep	7470A			813640	DW	EET SAV	12/15/23 09:10
Total/NA	Analysis	7470A		1	813777	DW	EET SAV	12/15/23 16:02

Client Sample ID: AF85223

Lab Sample ID: 680-244376-2

Date Collected: 12/11/23 10:24

Matrix: Water

Date Received: 12/14/23 10:32

Prep Type	Batch Type	Batch Method	Run	Dilution Factor	Batch Number	Analyst	Lab	Prepared or Analyzed
Total/NA	Prep	7470A			813640	DW	EET SAV	12/15/23 09:10
Total/NA	Analysis	7470A		1	813777	DW	EET SAV	12/15/23 16:04

Client Sample ID: AF85224

Lab Sample ID: 680-244376-3

Date Collected: 12/11/23 10:29

Matrix: Water

Date Received: 12/14/23 10:32

Prep Type	Batch Type	Batch Method	Run	Dilution Factor	Batch Number	Analyst	Lab	Prepared or Analyzed
Total/NA	Prep	7470A			813640	DW	EET SAV	12/15/23 09:10
Total/NA	Analysis	7470A		1	813777	DW	EET SAV	12/15/23 16:06

Client Sample ID: AF85225

Lab Sample ID: 680-244376-4

Date Collected: 12/11/23 11:50

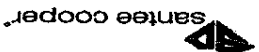
Matrix: Water

Date Received: 12/14/23 10:32

Prep Type	Batch Type	Batch Method	Run	Dilution Factor	Batch Number	Analyst	Lab	Prepared or Analyzed
Total/NA	Prep	7470A			813640	DW	EET SAV	12/15/23 09:10
Total/NA	Analysis	7470A		1	813777	DW	EET SAV	12/15/23 16:08

Laboratory References:

EET SAV = Eurofins Savannah, 5102 LaRoche Avenue, Savannah, GA 31404, TEL (912)354-7858



Santee Cooper
One Riverwood Drive
Moncks Corner, SC 29461
Phone: (843)761-8000 Ext. 5148
Fax: (843)761-4175

Chain of Custody

Customer Email/Report Recipient: LINDA WILLIAMS @santeecooper.com

Date Results Needed by: _____

Project/Task/Unit #: _____

Analysis Group: _____

Re-run request for any flagged QC: Yes No

Contract Lab Due Date (Lab Only): 12 / 22 / 23

Send report to lwilliams@santeecooper.com & sbrown@santeecooper.com

Labworks ID # (Internal use only)	Sample location/Description	Collection Date	Collection Time	Sample collector	Total # of containers	Bottle type: (Glass-G/Plastic-P)	Grab (G) or Composite (C)	Matrix (see below)	Preservative (see below)	Method #	Reporting limit	Misc. sample info	Comments
AF85222	WAF-27	12/11/23	1319	ZM	1	P	G	GW	2	RL < 0.2 ug/L			X
AF85223	WAF-28		1624										
AF85224	WAF-28 DUP		1629										
AF85225	WAF-29		1150										



Relinquished by:	Employee #	Date	Time	Received by:	Employee #	Date	Time
SKW	35594	12/12/23	1200	[Signature]		12/19/23	1032

Sample Receiving (Internal Use Only)
TEMP (C): 13.3 / 53.1 (Initial): _____
Correct pH: Yes No
Preservative Lot#: _____
Date/Time/unit for preservative: _____

METALS (all)		Nutrients		MISC.		Gypsum		Coal		Flyash		Oil	
<input type="checkbox"/> Ag	<input type="checkbox"/> Cu	<input type="checkbox"/> Sb	<input type="checkbox"/> Se	<input type="checkbox"/> AI	<input type="checkbox"/> Fe	<input type="checkbox"/> K	<input type="checkbox"/> Sn	<input type="checkbox"/> TP/PP4	<input type="checkbox"/> NH3-N	<input type="checkbox"/> F	<input type="checkbox"/> Cl	<input type="checkbox"/> NO2	<input type="checkbox"/> B
<input type="checkbox"/> Ba	<input type="checkbox"/> Mg	<input type="checkbox"/> TI	<input type="checkbox"/> TI	<input type="checkbox"/> Cd	<input type="checkbox"/> Na	<input type="checkbox"/> Zn	<input type="checkbox"/> Hg	<input type="checkbox"/> Pb	<input type="checkbox"/> Ni	<input type="checkbox"/> Co	<input type="checkbox"/> Cr	<input type="checkbox"/> Ni	<input type="checkbox"/> Cr
<input type="checkbox"/> Be	<input type="checkbox"/> Mn	<input type="checkbox"/> V	<input type="checkbox"/> NO3	<input type="checkbox"/> SO4	<input type="checkbox"/> PCB	<input type="checkbox"/> Rad 228	<input type="checkbox"/> Rad 226	<input type="checkbox"/> Dissolved As	<input type="checkbox"/> pH	<input type="checkbox"/> Total Coliform	<input type="checkbox"/> D. Coli	<input type="checkbox"/> B. Coli	<input type="checkbox"/> Oil & Grease
<input type="checkbox"/> B	<input type="checkbox"/> LI	<input type="checkbox"/> SF	<input type="checkbox"/> VOC	<input type="checkbox"/> THM/HA	<input type="checkbox"/> BTEX	<input type="checkbox"/> Naphthalene	<input type="checkbox"/> TSS	<input type="checkbox"/> Ullimate	<input type="checkbox"/> % Moisture	<input type="checkbox"/> Volatile Matter	<input type="checkbox"/> % Carbon	<input type="checkbox"/> Mineral	<input type="checkbox"/> Analysis
<input type="checkbox"/> Ca	<input type="checkbox"/> Mo	<input type="checkbox"/> V	<input type="checkbox"/> NO3	<input type="checkbox"/> SO4	<input type="checkbox"/> PCB	<input type="checkbox"/> Rad 228	<input type="checkbox"/> Rad 226	<input type="checkbox"/> Dissolved As	<input type="checkbox"/> pH	<input type="checkbox"/> Total Coliform	<input type="checkbox"/> D. Coli	<input type="checkbox"/> B. Coli	<input type="checkbox"/> Oil & Grease
<input type="checkbox"/> Cd	<input type="checkbox"/> Na	<input type="checkbox"/> Zn	<input type="checkbox"/> SO4	<input type="checkbox"/> PCB	<input type="checkbox"/> Rad 228	<input type="checkbox"/> Rad 226	<input type="checkbox"/> Dissolved As	<input type="checkbox"/> pH	<input type="checkbox"/> Total Coliform	<input type="checkbox"/> D. Coli	<input type="checkbox"/> B. Coli	<input type="checkbox"/> Oil & Grease	<input type="checkbox"/> TSS
<input type="checkbox"/> Co	<input type="checkbox"/> Ni	<input type="checkbox"/> Hg	<input type="checkbox"/> Cr	<input type="checkbox"/> Ni	<input type="checkbox"/> Cr	<input type="checkbox"/> Ni	<input type="checkbox"/> Cr	<input type="checkbox"/> Ni	<input type="checkbox"/> Cr	<input type="checkbox"/> Ni	<input type="checkbox"/> Cr	<input type="checkbox"/> Ni	<input type="checkbox"/> Cr
<input type="checkbox"/> Cr	<input type="checkbox"/> Pb	<input type="checkbox"/> Cu	<input type="checkbox"/> Se	<input type="checkbox"/> AI	<input type="checkbox"/> Fe	<input type="checkbox"/> K	<input type="checkbox"/> Sn	<input type="checkbox"/> TP/PP4	<input type="checkbox"/> NH3-N	<input type="checkbox"/> F	<input type="checkbox"/> Cl	<input type="checkbox"/> NO2	<input type="checkbox"/> B

Matrix codes: GW-groundwater, DW-drinking water, SW-surface water, WW-waste water, BW-boiler water, L-limestone, O-oil, S-Soil, SL-solid, C-coal, G-gypsum, FA-flyash, BA-bottom ash, M-misc (describe in comment section)
Preservative code: 1-<4°C, 2-HNO3, 3-H2SO4, 4-HCl, 5-Na2S2O3, 6-Other (Specify)

Login Sample Receipt Checklist

Client: South Carolina Public Service Authority

Job Number: 680-244376-1

Login Number: 244376

List Number: 1

Creator: Stewart, Rendaisha

List Source: Eurofins Savannah

Question	Answer	Comment
Radioactivity wasn't checked or is </= background as measured by a survey meter.	N/A	
The cooler's custody seal, if present, is intact.	True	
Sample custody seals, if present, are intact.	True	
The cooler or samples do not appear to have been compromised or tampered with.	True	
Samples were received on ice.	True	
Cooler Temperature is acceptable.	True	
Cooler Temperature is recorded.	True	
COC is present.	True	
COC is filled out in ink and legible.	True	
COC is filled out with all pertinent information.	True	
Is the Field Sampler's name present on COC?	True	
There are no discrepancies between the containers received and the COC.	True	
Samples are received within Holding Time (excluding tests with immediate HTs)	True	
Sample containers have legible labels.	True	
Containers are not broken or leaking.	True	
Sample collection date/times are provided.	True	
Appropriate sample containers are used.	True	
Sample bottles are completely filled.	True	
Sample Preservation Verified.	N/A	
There is sufficient vol. for all requested analyses, incl. any requested MS/MSDs	True	
Containers requiring zero headspace have no headspace or bubble is <6mm (1/4").	N/A	
Multiphasic samples are not present.	True	
Samples do not require splitting or compositing.	True	
Residual Chlorine Checked.	N/A	

Accreditation/Certification Summary

Client: South Carolina Public Service Authority
Project/Site: 125915/JM02 09 G011/36500

Job ID: 680-244376-1

Laboratory: Eurofins Savannah

The accreditations/certifications listed below are applicable to this report.

Authority	Program	Identification Number	Expiration Date
South Carolina	State	98001	06-30-24

- 1
- 2
- 3
- 4
- 5
- 6
- 7
- 8
- 9
- 10
- 11
- 12
- 13
- 14

ANALYTICAL REPORT

PREPARED FOR

Attn: Linda Williams
South Carolina Public Service Authority
Santee Cooper
PO BOX 2946101
Moncks Corner, South Carolina 29461-2901

Generated 8/25/2023 9:18:19 AM

JOB DESCRIPTION

125915/JM02-08-G01.1/36500

JOB NUMBER

680-237959-2


Eurofins Savannah

Job Notes

This report may not be reproduced except in full, and with written approval from the laboratory. The results relate only to the samples tested. For questions please contact the Project Manager at the e-mail address or telephone number listed on this page.

The test results in this report relate only to the samples as received by the laboratory and will meet all requirements of the methodology, with any exceptions noted. This report shall not be reproduced except in full, without the express written approval of the laboratory. All questions should be directed to the Eurofins Environment Testing Southeast, LLC Project Manager.

Authorization



Generated
8/25/2023 9:18:19 AM

Authorized for release by
Jerry Lanier, Project Manager I
Jerry.Lanier@et.eurofinsus.com
(912)250-0281

Table of Contents

Cover Page	1
Table of Contents	3
Case Narrative	4
Sample Summary	5
Method Summary	6
Definitions	7
Detection Summary	8
Client Sample Results	11
QC Sample Results	28
QC Association	30
Chronicle	32
Chain of Custody	36
Receipt Checklists	39
Certification Summary	40



Case Narrative

Client: South Carolina Public Service Authority
Project/Site: 125915/JM02-08-G01.1/36500

Job ID: 680-237959-2

Job ID: 680-237959-2

Laboratory: Eurofins Savannah

Narrative

Job Narrative
680-237959-2

Receipt

The samples were received on 7/20/2023 9:45 AM. Unless otherwise noted below, the samples arrived in good condition, and, where required, properly preserved and on ice. The temperature of the cooler at receipt time was 21.7°C

Metals

No additional analytical or quality issues were noted, other than those described above or in the Definitions/ Glossary page.

- 1
- 2
- 3
- 4
- 5
- 6
- 7
- 8
- 9
- 10
- 11
- 12
- 13
- 14

Sample Summary

Client: South Carolina Public Service Authority
Project/Site: 125915/JM02-08-G01.1/36500

Job ID: 680-237959-2

Lab Sample ID	Client Sample ID	Matrix	Collected	Received
680-237959-1	AF68738	Water	07/12/23 12:28	07/20/23 09:45
680-237959-2	AF68732	Water	07/12/23 14:32	07/20/23 09:45
680-237959-3	AF68740	Water	07/12/23 11:01	07/20/23 09:45
680-237959-4	AF68743	Water	07/12/23 13:23	07/20/23 09:45
680-237959-5	AF68744	Water	07/12/23 13:28	07/20/23 09:45
680-237959-8	AF68725	Water	07/18/23 11:49	07/20/23 09:45
680-237959-9	AF68742	Water	07/18/23 14:53	07/20/23 09:45
680-237959-10	AF68747	Water	07/17/23 10:08	07/20/23 09:45
680-237959-11	AF68731	Water	07/17/23 11:15	07/20/23 09:45
680-237959-12	AF68723	Water	07/17/23 13:00	07/20/23 09:45
680-237959-13	AF68724	Water	07/17/23 13:05	07/20/23 09:45
680-237959-14	AF68746	Water	07/17/23 14:24	07/20/23 09:45
680-237959-15	AF68726	Water	07/13/23 14:16	07/20/23 09:45
680-237959-16	AF68727	Water	07/13/23 14:21	07/20/23 09:45
680-237959-17	AF68730	Water	07/13/23 10:01	07/20/23 09:45
680-237959-18	AF68729	Water	07/13/23 11:24	07/20/23 09:45
680-237959-19	AF68728	Water	07/13/23 13:32	07/20/23 09:45

1
2
3
4
5
6
7
8
9
10
11
12
13
14

Method Summary

Client: South Carolina Public Service Authority
Project/Site: 125915/JM02-08-G01.1/36500

Job ID: 680-237959-2

Method	Method Description	Protocol	Laboratory
6010D	Metals (ICP)	SW846	EET SAV
6020B	Metals (ICP/MS)	SW846	EET SAV
3005A	Preparation, Total Recoverable or Dissolved Metals	SW846	EET SAV

Protocol References:

SW846 = "Test Methods For Evaluating Solid Waste, Physical/Chemical Methods", Third Edition, November 1986 And Its Updates.

Laboratory References:

EET SAV = Eurofins Savannah, 5102 LaRoche Avenue, Savannah, GA 31404, TEL (912)354-7858

- 1
- 2
- 3
- 4
- 5
- 6
- 7
- 8
- 9
- 10
- 11
- 12
- 13
- 14

Definitions/Glossary

Client: South Carolina Public Service Authority
Project/Site: 125915/JM02-08-G01.1/36500

Job ID: 680-237959-2

Qualifiers

Metals	
Qualifier	Qualifier Description
4	MS, MSD: The analyte present in the original sample is greater than 4 times the matrix spike concentration; therefore, control limits are not applicable.
U	Indicates the analyte was analyzed for but not detected.

Glossary

Abbreviation	These commonly used abbreviations may or may not be present in this report.
▫	Listed under the "D" column to designate that the result is reported on a dry weight basis
%R	Percent Recovery
CFL	Contains Free Liquid
CFU	Colony Forming Unit
CNF	Contains No Free Liquid
DER	Duplicate Error Ratio (normalized absolute difference)
Dil Fac	Dilution Factor
DL	Detection Limit (DoD/DOE)
DL, RA, RE, IN	Indicates a Dilution, Re-analysis, Re-extraction, or additional Initial metals/anion analysis of the sample
DLC	Decision Level Concentration (Radiochemistry)
EDL	Estimated Detection Limit (Dioxin)
LOD	Limit of Detection (DoD/DOE)
LOQ	Limit of Quantitation (DoD/DOE)
MCL	EPA recommended "Maximum Contaminant Level"
MDA	Minimum Detectable Activity (Radiochemistry)
MDC	Minimum Detectable Concentration (Radiochemistry)
MDL	Method Detection Limit
ML	Minimum Level (Dioxin)
MPN	Most Probable Number
MQL	Method Quantitation Limit
NC	Not Calculated
ND	Not Detected at the reporting limit (or MDL or EDL if shown)
NEG	Negative / Absent
POS	Positive / Present
PQL	Practical Quantitation Limit
PRES	Presumptive
QC	Quality Control
RER	Relative Error Ratio (Radiochemistry)
RL	Reporting Limit or Requested Limit (Radiochemistry)
RPD	Relative Percent Difference, a measure of the relative difference between two points
TEF	Toxicity Equivalent Factor (Dioxin)
TEQ	Toxicity Equivalent Quotient (Dioxin)
TNTC	Too Numerous To Count

Detection Summary

Client: South Carolina Public Service Authority
Project/Site: 125915/JM02-08-G01.1/36500

Job ID: 680-237959-2

Client Sample ID: AF68738

Lab Sample ID: 680-237959-1

Analyte	Result	Qualifier	RL	MDL	Unit	Dil Fac	D	Method	Prep Type
Calcium	97000		500		ug/L	1		6010D	Total Recoverable
Arsenic	5.72		3.00		ug/L	1		6020B	Total Recoverable
Barium	79.2		5.00		ug/L	1		6020B	Total Recoverable
Chromium	29.6		5.00		ug/L	1		6020B	Total Recoverable
Cobalt	2.31		0.500		ug/L	1		6020B	Total Recoverable
Lead	11.0		2.50		ug/L	1		6020B	Total Recoverable

Client Sample ID: AF68732

Lab Sample ID: 680-237959-2

Analyte	Result	Qualifier	RL	MDL	Unit	Dil Fac	D	Method	Prep Type
Calcium	220000		500		ug/L	1		6010D	Total Recoverable
Barium	94.3		5.00		ug/L	1		6020B	Total Recoverable

Client Sample ID: AF68740

Lab Sample ID: 680-237959-3

Analyte	Result	Qualifier	RL	MDL	Unit	Dil Fac	D	Method	Prep Type
Calcium	348000		500		ug/L	1		6010D	Total Recoverable
Arsenic	443		3.00		ug/L	1		6020B	Total Recoverable
Barium	186		5.00		ug/L	1		6020B	Total Recoverable

Client Sample ID: AF68743

Lab Sample ID: 680-237959-4

Analyte	Result	Qualifier	RL	MDL	Unit	Dil Fac	D	Method	Prep Type
Calcium	19200		500		ug/L	1		6010D	Total Recoverable
Barium	35.1		5.00		ug/L	1		6020B	Total Recoverable

Client Sample ID: AF68744

Lab Sample ID: 680-237959-5

Analyte	Result	Qualifier	RL	MDL	Unit	Dil Fac	D	Method	Prep Type
Calcium	20300		500		ug/L	1		6010D	Total Recoverable
Barium	36.9		5.00		ug/L	1		6020B	Total Recoverable

Client Sample ID: AF68725

Lab Sample ID: 680-237959-8

Analyte	Result	Qualifier	RL	MDL	Unit	Dil Fac	D	Method	Prep Type
Calcium	400000		500		ug/L	1		6010D	Total Recoverable
Barium	270		5.00		ug/L	1		6020B	Total Recoverable
Cobalt	0.500		0.500		ug/L	1		6020B	Total Recoverable

This Detection Summary does not include radiochemical test results.

Eurofins Savannah

Detection Summary

Client: South Carolina Public Service Authority
 Project/Site: 125915/JM02-08-G01.1/36500

Job ID: 680-237959-2

Client Sample ID: AF68742

Lab Sample ID: 680-237959-9

Analyte	Result	Qualifier	RL	MDL	Unit	Dil Fac	D	Method	Prep Type
Calcium	61400		500		ug/L	1		6010D	Total Recoverable
Barium	8.14		5.00		ug/L	1		6020B	Total Recoverable

Client Sample ID: AF68747

Lab Sample ID: 680-237959-10

Analyte	Result	Qualifier	RL	MDL	Unit	Dil Fac	D	Method	Prep Type
Calcium	519000		500		ug/L	1		6010D	Total Recoverable
Barium	36.3		5.00		ug/L	1		6020B	Total Recoverable
Cobalt	4.31		0.500		ug/L	1		6020B	Total Recoverable

Client Sample ID: AF68731

Lab Sample ID: 680-237959-11

Analyte	Result	Qualifier	RL	MDL	Unit	Dil Fac	D	Method	Prep Type
Calcium	176000		500		ug/L	1		6010D	Total Recoverable
Barium	153		5.00		ug/L	1		6020B	Total Recoverable

Client Sample ID: AF68723

Lab Sample ID: 680-237959-12

Analyte	Result	Qualifier	RL	MDL	Unit	Dil Fac	D	Method	Prep Type
Calcium	139000		500		ug/L	1		6010D	Total Recoverable
Barium	21.6		5.00		ug/L	1		6020B	Total Recoverable
Cobalt	0.925		0.500		ug/L	1		6020B	Total Recoverable

Client Sample ID: AF68724

Lab Sample ID: 680-237959-13

Analyte	Result	Qualifier	RL	MDL	Unit	Dil Fac	D	Method	Prep Type
Calcium	139000		500		ug/L	1		6010D	Total Recoverable
Barium	22.9		5.00		ug/L	1		6020B	Total Recoverable
Cobalt	0.975		0.500		ug/L	1		6020B	Total Recoverable

Client Sample ID: AF68746

Lab Sample ID: 680-237959-14

Analyte	Result	Qualifier	RL	MDL	Unit	Dil Fac	D	Method	Prep Type
Calcium	97500		500		ug/L	1		6010D	Total Recoverable
Barium	191		5.00		ug/L	1		6020B	Total Recoverable
Beryllium	0.695		0.500		ug/L	1		6020B	Total Recoverable
Cobalt	18.8		0.500		ug/L	1		6020B	Total Recoverable

This Detection Summary does not include radiochemical test results.

Eurofins Savannah

Detection Summary

Client: South Carolina Public Service Authority
Project/Site: 125915/JM02-08-G01.1/36500

Job ID: 680-237959-2

Client Sample ID: AF68726

Lab Sample ID: 680-237959-15

Analyte	Result	Qualifier	RL	MDL	Unit	Dil Fac	D	Method	Prep Type
Calcium	1160000		5000		ug/L	10		6010D	Total Recoverable
Arsenic	22.3		3.00		ug/L	1		6020B	Total Recoverable
Barium	49.8		5.00		ug/L	1		6020B	Total Recoverable

Client Sample ID: AF68727

Lab Sample ID: 680-237959-16

Analyte	Result	Qualifier	RL	MDL	Unit	Dil Fac	D	Method	Prep Type
Calcium	1230000		5000		ug/L	10		6010D	Total Recoverable
Arsenic	18.2		3.00		ug/L	1		6020B	Total Recoverable
Barium	46.7		5.00		ug/L	1		6020B	Total Recoverable

Client Sample ID: AF68730

Lab Sample ID: 680-237959-17

Analyte	Result	Qualifier	RL	MDL	Unit	Dil Fac	D	Method	Prep Type
Calcium	165000		500		ug/L	1		6010D	Total Recoverable
Barium	85.4		5.00		ug/L	1		6020B	Total Recoverable
Cobalt	0.735		0.500		ug/L	1		6020B	Total Recoverable

Client Sample ID: AF68729

Lab Sample ID: 680-237959-18

Analyte	Result	Qualifier	RL	MDL	Unit	Dil Fac	D	Method	Prep Type
Calcium	688000		500		ug/L	1		6010D	Total Recoverable
Arsenic	7.80		3.00		ug/L	1		6020B	Total Recoverable
Barium	133		5.00		ug/L	1		6020B	Total Recoverable

Client Sample ID: AF68728

Lab Sample ID: 680-237959-19

Analyte	Result	Qualifier	RL	MDL	Unit	Dil Fac	D	Method	Prep Type
Calcium	832000		5000		ug/L	10		6010D	Total Recoverable
Arsenic	6.75		3.00		ug/L	1		6020B	Total Recoverable
Barium	82.3		5.00		ug/L	1		6020B	Total Recoverable

This Detection Summary does not include radiochemical test results.

Eurofins Savannah

Client Sample Results

Client: South Carolina Public Service Authority
 Project/Site: 125915/JM02-08-G01.1/36500

Job ID: 680-237959-2

Client Sample ID: AF68738

Lab Sample ID: 680-237959-1

Date Collected: 07/12/23 12:28

Matrix: Water

Date Received: 07/20/23 09:45

Method: SW846 6010D - Metals (ICP) - Total Recoverable

Analyte	Result	Qualifier	RL	MDL	Unit	D	Prepared	Analyzed	Dil Fac
Calcium	97000		500		ug/L		08/24/23 05:25	08/24/23 10:28	1
Selenium	20.0	U	20.0		ug/L		08/24/23 05:25	08/24/23 10:28	1

Method: SW846 6020B - Metals (ICP/MS) - Total Recoverable

Analyte	Result	Qualifier	RL	MDL	Unit	D	Prepared	Analyzed	Dil Fac
Antimony	5.00	U	5.00		ug/L		08/24/23 05:25	08/24/23 11:15	1
Arsenic	5.72		3.00		ug/L		08/24/23 05:25	08/24/23 11:15	1
Barium	79.2		5.00		ug/L		08/24/23 05:25	08/24/23 11:15	1
Beryllium	0.500	U	0.500		ug/L		08/24/23 05:25	08/24/23 11:15	1
Cadmium	0.500	U	0.500		ug/L		08/24/23 05:25	08/24/23 11:15	1
Chromium	29.6		5.00		ug/L		08/24/23 05:25	08/24/23 11:15	1
Cobalt	2.31		0.500		ug/L		08/24/23 05:25	08/24/23 11:15	1
Lead	11.0		2.50		ug/L		08/24/23 05:25	08/24/23 11:15	1
Thallium	1.00	U	1.00		ug/L		08/24/23 05:25	08/24/23 11:15	1

Client Sample Results

Client: South Carolina Public Service Authority
 Project/Site: 125915/JM02-08-G01.1/36500

Job ID: 680-237959-2

Client Sample ID: AF68732

Lab Sample ID: 680-237959-2

Date Collected: 07/12/23 14:32

Matrix: Water

Date Received: 07/20/23 09:45

Method: SW846 6010D - Metals (ICP) - Total Recoverable

Analyte	Result	Qualifier	RL	MDL	Unit	D	Prepared	Analyzed	Dil Fac
Calcium	220000		500		ug/L		08/24/23 05:25	08/24/23 10:21	1
Selenium	20.0	U	20.0		ug/L		08/24/23 05:25	08/24/23 10:21	1

Method: SW846 6020B - Metals (ICP/MS) - Total Recoverable

Analyte	Result	Qualifier	RL	MDL	Unit	D	Prepared	Analyzed	Dil Fac
Antimony	5.00	U	5.00		ug/L		08/24/23 05:25	08/24/23 11:02	1
Arsenic	3.00	U	3.00		ug/L		08/24/23 05:25	08/24/23 11:02	1
Barium	94.3		5.00		ug/L		08/24/23 05:25	08/24/23 11:02	1
Beryllium	0.500	U	0.500		ug/L		08/24/23 05:25	08/24/23 11:02	1
Cadmium	0.500	U	0.500		ug/L		08/24/23 05:25	08/24/23 11:02	1
Chromium	5.00	U	5.00		ug/L		08/24/23 05:25	08/24/23 11:02	1
Cobalt	0.500	U	0.500		ug/L		08/24/23 05:25	08/24/23 11:02	1
Lead	2.50	U	2.50		ug/L		08/24/23 05:25	08/24/23 11:02	1
Thallium	1.00	U	1.00		ug/L		08/24/23 05:25	08/24/23 11:02	1

Client Sample Results

Client: South Carolina Public Service Authority
 Project/Site: 125915/JM02-08-G01.1/36500

Job ID: 680-237959-2

Client Sample ID: AF68740

Lab Sample ID: 680-237959-3

Date Collected: 07/12/23 11:01

Matrix: Water

Date Received: 07/20/23 09:45

Method: SW846 6010D - Metals (ICP) - Total Recoverable

Analyte	Result	Qualifier	RL	MDL	Unit	D	Prepared	Analyzed	Dil Fac
Calcium	348000		500		ug/L		08/24/23 05:25	08/24/23 10:30	1
Selenium	20.0	U	20.0		ug/L		08/24/23 05:25	08/24/23 10:30	1

Method: SW846 6020B - Metals (ICP/MS) - Total Recoverable

Analyte	Result	Qualifier	RL	MDL	Unit	D	Prepared	Analyzed	Dil Fac
Antimony	5.00	U	5.00		ug/L		08/24/23 05:25	08/24/23 11:19	1
Arsenic	443		3.00		ug/L		08/24/23 05:25	08/24/23 11:19	1
Barium	186		5.00		ug/L		08/24/23 05:25	08/24/23 11:19	1
Beryllium	0.500	U	0.500		ug/L		08/24/23 05:25	08/24/23 11:19	1
Cadmium	0.500	U	0.500		ug/L		08/24/23 05:25	08/24/23 11:19	1
Chromium	5.00	U	5.00		ug/L		08/24/23 05:25	08/24/23 11:19	1
Cobalt	0.500	U	0.500		ug/L		08/24/23 05:25	08/24/23 11:19	1
Lead	2.50	U	2.50		ug/L		08/24/23 05:25	08/24/23 11:19	1
Thallium	1.00	U	1.00		ug/L		08/24/23 05:25	08/24/23 11:19	1

Client Sample Results

Client: South Carolina Public Service Authority
 Project/Site: 125915/JM02-08-G01.1/36500

Job ID: 680-237959-2

Client Sample ID: AF68743

Lab Sample ID: 680-237959-4

Date Collected: 07/12/23 13:23

Matrix: Water

Date Received: 07/20/23 09:45

Method: SW846 6010D - Metals (ICP) - Total Recoverable

Analyte	Result	Qualifier	RL	MDL	Unit	D	Prepared	Analyzed	Dil Fac
Calcium	19200		500		ug/L		08/24/23 05:25	08/24/23 10:33	1
Selenium	20.0	U	20.0		ug/L		08/24/23 05:25	08/24/23 10:33	1

Method: SW846 6020B - Metals (ICP/MS) - Total Recoverable

Analyte	Result	Qualifier	RL	MDL	Unit	D	Prepared	Analyzed	Dil Fac
Antimony	5.00	U	5.00		ug/L		08/24/23 05:25	08/24/23 11:23	1
Arsenic	3.00	U	3.00		ug/L		08/24/23 05:25	08/24/23 11:23	1
Barium	35.1		5.00		ug/L		08/24/23 05:25	08/24/23 11:23	1
Beryllium	0.500	U	0.500		ug/L		08/24/23 05:25	08/24/23 11:23	1
Cadmium	0.500	U	0.500		ug/L		08/24/23 05:25	08/24/23 11:23	1
Chromium	5.00	U	5.00		ug/L		08/24/23 05:25	08/24/23 11:23	1
Cobalt	0.500	U	0.500		ug/L		08/24/23 05:25	08/24/23 11:23	1
Lead	2.50	U	2.50		ug/L		08/24/23 05:25	08/24/23 11:23	1
Thallium	1.00	U	1.00		ug/L		08/24/23 05:25	08/24/23 11:23	1

Client Sample Results

Client: South Carolina Public Service Authority
 Project/Site: 125915/JM02-08-G01.1/36500

Job ID: 680-237959-2

Client Sample ID: AF68744

Lab Sample ID: 680-237959-5

Date Collected: 07/12/23 13:28

Matrix: Water

Date Received: 07/20/23 09:45

Method: SW846 6010D - Metals (ICP) - Total Recoverable

Analyte	Result	Qualifier	RL	MDL	Unit	D	Prepared	Analyzed	Dil Fac
Calcium	20300		500		ug/L		08/24/23 05:25	08/24/23 10:35	1
Selenium	20.0	U	20.0		ug/L		08/24/23 05:25	08/24/23 10:35	1

Method: SW846 6020B - Metals (ICP/MS) - Total Recoverable

Analyte	Result	Qualifier	RL	MDL	Unit	D	Prepared	Analyzed	Dil Fac
Antimony	5.00	U	5.00		ug/L		08/24/23 05:25	08/24/23 11:27	1
Arsenic	3.00	U	3.00		ug/L		08/24/23 05:25	08/24/23 11:27	1
Barium	36.9		5.00		ug/L		08/24/23 05:25	08/24/23 11:27	1
Beryllium	0.500	U	0.500		ug/L		08/24/23 05:25	08/24/23 11:27	1
Cadmium	0.500	U	0.500		ug/L		08/24/23 05:25	08/24/23 11:27	1
Chromium	5.00	U	5.00		ug/L		08/24/23 05:25	08/24/23 11:27	1
Cobalt	0.500	U	0.500		ug/L		08/24/23 05:25	08/24/23 11:27	1
Lead	2.50	U	2.50		ug/L		08/24/23 05:25	08/24/23 11:27	1
Thallium	1.00	U	1.00		ug/L		08/24/23 05:25	08/24/23 11:27	1

Client Sample Results

Client: South Carolina Public Service Authority
 Project/Site: 125915/JM02-08-G01.1/36500

Job ID: 680-237959-2

Client Sample ID: AF68725

Lab Sample ID: 680-237959-8

Date Collected: 07/18/23 11:49

Matrix: Water

Date Received: 07/20/23 09:45

Method: SW846 6010D - Metals (ICP) - Total Recoverable

Analyte	Result	Qualifier	RL	MDL	Unit	D	Prepared	Analyzed	Dil Fac
Calcium	400000		500		ug/L		08/24/23 05:25	08/24/23 10:47	1
Selenium	20.0	U	20.0		ug/L		08/24/23 05:25	08/24/23 10:47	1

Method: SW846 6020B - Metals (ICP/MS) - Total Recoverable

Analyte	Result	Qualifier	RL	MDL	Unit	D	Prepared	Analyzed	Dil Fac
Antimony	5.00	U	5.00		ug/L		08/24/23 05:25	08/24/23 11:47	1
Arsenic	3.00	U	3.00		ug/L		08/24/23 05:25	08/24/23 11:47	1
Barium	270		5.00		ug/L		08/24/23 05:25	08/24/23 11:47	1
Beryllium	0.500	U	0.500		ug/L		08/24/23 05:25	08/24/23 11:47	1
Cadmium	0.500	U	0.500		ug/L		08/24/23 05:25	08/24/23 11:47	1
Chromium	5.00	U	5.00		ug/L		08/24/23 05:25	08/24/23 11:47	1
Cobalt	0.500		0.500		ug/L		08/24/23 05:25	08/24/23 11:47	1
Lead	2.50	U	2.50		ug/L		08/24/23 05:25	08/24/23 11:47	1
Thallium	1.00	U	1.00		ug/L		08/24/23 05:25	08/24/23 11:47	1

Client Sample Results

Client: South Carolina Public Service Authority
 Project/Site: 125915/JM02-08-G01.1/36500

Job ID: 680-237959-2

Client Sample ID: AF68742

Lab Sample ID: 680-237959-9

Date Collected: 07/18/23 14:53

Matrix: Water

Date Received: 07/20/23 09:45

Method: SW846 6010D - Metals (ICP) - Total Recoverable

Analyte	Result	Qualifier	RL	MDL	Unit	D	Prepared	Analyzed	Dil Fac
Calcium	61400		500		ug/L		08/24/23 05:25	08/24/23 10:49	1
Selenium	20.0	U	20.0		ug/L		08/24/23 05:25	08/24/23 10:49	1

Method: SW846 6020B - Metals (ICP/MS) - Total Recoverable

Analyte	Result	Qualifier	RL	MDL	Unit	D	Prepared	Analyzed	Dil Fac
Antimony	5.00	U	5.00		ug/L		08/24/23 05:25	08/24/23 11:51	1
Arsenic	3.00	U	3.00		ug/L		08/24/23 05:25	08/24/23 11:51	1
Barium	8.14		5.00		ug/L		08/24/23 05:25	08/24/23 11:51	1
Beryllium	0.500	U	0.500		ug/L		08/24/23 05:25	08/24/23 11:51	1
Cadmium	0.500	U	0.500		ug/L		08/24/23 05:25	08/24/23 11:51	1
Chromium	5.00	U	5.00		ug/L		08/24/23 05:25	08/24/23 11:51	1
Cobalt	0.500	U	0.500		ug/L		08/24/23 05:25	08/24/23 11:51	1
Lead	2.50	U	2.50		ug/L		08/24/23 05:25	08/24/23 11:51	1
Thallium	1.00	U	1.00		ug/L		08/24/23 05:25	08/24/23 11:51	1

Client Sample Results

Client: South Carolina Public Service Authority
 Project/Site: 125915/JM02-08-G01.1/36500

Job ID: 680-237959-2

Client Sample ID: AF68747

Lab Sample ID: 680-237959-10

Date Collected: 07/17/23 10:08

Matrix: Water

Date Received: 07/20/23 09:45

Method: SW846 6010D - Metals (ICP) - Total Recoverable

Analyte	Result	Qualifier	RL	MDL	Unit	D	Prepared	Analyzed	Dil Fac
Calcium	519000		500		ug/L		08/24/23 05:25	08/24/23 10:51	1
Selenium	20.0	U	20.0		ug/L		08/24/23 05:25	08/24/23 10:51	1

Method: SW846 6020B - Metals (ICP/MS) - Total Recoverable

Analyte	Result	Qualifier	RL	MDL	Unit	D	Prepared	Analyzed	Dil Fac
Antimony	5.00	U	5.00		ug/L		08/24/23 05:25	08/24/23 11:55	1
Arsenic	3.00	U	3.00		ug/L		08/24/23 05:25	08/24/23 11:55	1
Barium	36.3		5.00		ug/L		08/24/23 05:25	08/24/23 11:55	1
Beryllium	0.500	U	0.500		ug/L		08/24/23 05:25	08/24/23 11:55	1
Cadmium	0.500	U	0.500		ug/L		08/24/23 05:25	08/24/23 11:55	1
Chromium	5.00	U	5.00		ug/L		08/24/23 05:25	08/24/23 11:55	1
Cobalt	4.31		0.500		ug/L		08/24/23 05:25	08/24/23 11:55	1
Lead	2.50	U	2.50		ug/L		08/24/23 05:25	08/24/23 11:55	1
Thallium	1.00	U	1.00		ug/L		08/24/23 05:25	08/24/23 11:55	1

Client Sample Results

Client: South Carolina Public Service Authority
 Project/Site: 125915/JM02-08-G01.1/36500

Job ID: 680-237959-2

Client Sample ID: AF68731

Lab Sample ID: 680-237959-11

Date Collected: 07/17/23 11:15

Matrix: Water

Date Received: 07/20/23 09:45

Method: SW846 6010D - Metals (ICP) - Total Recoverable

Analyte	Result	Qualifier	RL	MDL	Unit	D	Prepared	Analyzed	Dil Fac
Calcium	176000		500		ug/L		08/24/23 05:25	08/24/23 10:54	1
Selenium	20.0	U	20.0		ug/L		08/24/23 05:25	08/24/23 10:54	1

Method: SW846 6020B - Metals (ICP/MS) - Total Recoverable

Analyte	Result	Qualifier	RL	MDL	Unit	D	Prepared	Analyzed	Dil Fac
Antimony	5.00	U	5.00		ug/L		08/24/23 05:25	08/24/23 11:59	1
Arsenic	3.00	U	3.00		ug/L		08/24/23 05:25	08/24/23 11:59	1
Barium	153		5.00		ug/L		08/24/23 05:25	08/24/23 11:59	1
Beryllium	0.500	U	0.500		ug/L		08/24/23 05:25	08/24/23 11:59	1
Cadmium	0.500	U	0.500		ug/L		08/24/23 05:25	08/24/23 11:59	1
Chromium	5.00	U	5.00		ug/L		08/24/23 05:25	08/24/23 11:59	1
Cobalt	0.500	U	0.500		ug/L		08/24/23 05:25	08/24/23 11:59	1
Lead	2.50	U	2.50		ug/L		08/24/23 05:25	08/24/23 11:59	1
Thallium	1.00	U	1.00		ug/L		08/24/23 05:25	08/24/23 11:59	1

Client Sample Results

Client: South Carolina Public Service Authority
 Project/Site: 125915/JM02-08-G01.1/36500

Job ID: 680-237959-2

Client Sample ID: AF68723

Lab Sample ID: 680-237959-12

Date Collected: 07/17/23 13:00

Matrix: Water

Date Received: 07/20/23 09:45

Method: SW846 6010D - Metals (ICP) - Total Recoverable

Analyte	Result	Qualifier	RL	MDL	Unit	D	Prepared	Analyzed	Dil Fac
Calcium	139000		500		ug/L		08/24/23 05:25	08/24/23 10:56	1
Selenium	20.0	U	20.0		ug/L		08/24/23 05:25	08/24/23 10:56	1

Method: SW846 6020B - Metals (ICP/MS) - Total Recoverable

Analyte	Result	Qualifier	RL	MDL	Unit	D	Prepared	Analyzed	Dil Fac
Antimony	5.00	U	5.00		ug/L		08/24/23 05:25	08/24/23 12:03	1
Arsenic	3.00	U	3.00		ug/L		08/24/23 05:25	08/24/23 12:03	1
Barium	21.6		5.00		ug/L		08/24/23 05:25	08/24/23 12:03	1
Beryllium	0.500	U	0.500		ug/L		08/24/23 05:25	08/24/23 12:03	1
Cadmium	0.500	U	0.500		ug/L		08/24/23 05:25	08/24/23 12:03	1
Chromium	5.00	U	5.00		ug/L		08/24/23 05:25	08/24/23 12:03	1
Cobalt	0.925		0.500		ug/L		08/24/23 05:25	08/24/23 12:03	1
Lead	2.50	U	2.50		ug/L		08/24/23 05:25	08/24/23 12:03	1
Thallium	1.00	U	1.00		ug/L		08/24/23 05:25	08/24/23 12:03	1

Client Sample Results

Client: South Carolina Public Service Authority
 Project/Site: 125915/JM02-08-G01.1/36500

Job ID: 680-237959-2

Client Sample ID: AF68724

Lab Sample ID: 680-237959-13

Date Collected: 07/17/23 13:05

Matrix: Water

Date Received: 07/20/23 09:45

Method: SW846 6010D - Metals (ICP) - Total Recoverable

Analyte	Result	Qualifier	RL	MDL	Unit	D	Prepared	Analyzed	Dil Fac
Calcium	139000		500		ug/L		08/24/23 05:25	08/24/23 10:58	1
Selenium	20.0	U	20.0		ug/L		08/24/23 05:25	08/24/23 10:58	1

Method: SW846 6020B - Metals (ICP/MS) - Total Recoverable

Analyte	Result	Qualifier	RL	MDL	Unit	D	Prepared	Analyzed	Dil Fac
Antimony	5.00	U	5.00		ug/L		08/24/23 05:25	08/24/23 12:07	1
Arsenic	3.00	U	3.00		ug/L		08/24/23 05:25	08/24/23 12:07	1
Barium	22.9		5.00		ug/L		08/24/23 05:25	08/24/23 12:07	1
Beryllium	0.500	U	0.500		ug/L		08/24/23 05:25	08/24/23 12:07	1
Cadmium	0.500	U	0.500		ug/L		08/24/23 05:25	08/24/23 12:07	1
Chromium	5.00	U	5.00		ug/L		08/24/23 05:25	08/24/23 12:07	1
Cobalt	0.975		0.500		ug/L		08/24/23 05:25	08/24/23 12:07	1
Lead	2.50	U	2.50		ug/L		08/24/23 05:25	08/24/23 12:07	1
Thallium	1.00	U	1.00		ug/L		08/24/23 05:25	08/24/23 12:07	1



Client Sample Results

Client: South Carolina Public Service Authority
 Project/Site: 125915/JM02-08-G01.1/36500

Job ID: 680-237959-2

Client Sample ID: AF68746

Lab Sample ID: 680-237959-14

Date Collected: 07/17/23 14:24

Matrix: Water

Date Received: 07/20/23 09:45

Method: SW846 6010D - Metals (ICP) - Total Recoverable

Analyte	Result	Qualifier	RL	MDL	Unit	D	Prepared	Analyzed	Dil Fac
Calcium	97500		500		ug/L		08/24/23 05:25	08/24/23 11:01	1
Selenium	20.0	U	20.0		ug/L		08/24/23 05:25	08/24/23 11:01	1

Method: SW846 6020B - Metals (ICP/MS) - Total Recoverable

Analyte	Result	Qualifier	RL	MDL	Unit	D	Prepared	Analyzed	Dil Fac
Antimony	5.00	U	5.00		ug/L		08/24/23 05:25	08/24/23 12:11	1
Arsenic	3.00	U	3.00		ug/L		08/24/23 05:25	08/24/23 12:11	1
Barium	191		5.00		ug/L		08/24/23 05:25	08/24/23 12:11	1
Beryllium	0.695		0.500		ug/L		08/24/23 05:25	08/24/23 12:11	1
Cadmium	0.500	U	0.500		ug/L		08/24/23 05:25	08/24/23 12:11	1
Chromium	5.00	U	5.00		ug/L		08/24/23 05:25	08/24/23 12:11	1
Cobalt	18.8		0.500		ug/L		08/24/23 05:25	08/24/23 12:11	1
Lead	2.50	U	2.50		ug/L		08/24/23 05:25	08/24/23 12:11	1
Thallium	1.00	U	1.00		ug/L		08/24/23 05:25	08/24/23 12:11	1



Client Sample Results

Client: South Carolina Public Service Authority
 Project/Site: 125915/JM02-08-G01.1/36500

Job ID: 680-237959-2

Client Sample ID: AF68726

Lab Sample ID: 680-237959-15

Date Collected: 07/13/23 14:16

Matrix: Water

Date Received: 07/20/23 09:45

Method: SW846 6010D - Metals (ICP) - Total Recoverable

Analyte	Result	Qualifier	RL	MDL	Unit	D	Prepared	Analyzed	Dil Fac
Calcium	1160000		5000		ug/L		08/24/23 05:25	08/25/23 09:25	10
Selenium	20.0	U	20.0		ug/L		08/24/23 05:25	08/24/23 11:03	1

Method: SW846 6020B - Metals (ICP/MS) - Total Recoverable

Analyte	Result	Qualifier	RL	MDL	Unit	D	Prepared	Analyzed	Dil Fac
Antimony	5.00	U	5.00		ug/L		08/24/23 05:25	08/24/23 12:15	1
Arsenic	22.3		3.00		ug/L		08/24/23 05:25	08/24/23 12:15	1
Barium	49.8		5.00		ug/L		08/24/23 05:25	08/24/23 12:15	1
Beryllium	0.500	U	0.500		ug/L		08/24/23 05:25	08/24/23 12:15	1
Cadmium	0.500	U	0.500		ug/L		08/24/23 05:25	08/24/23 12:15	1
Chromium	5.00	U	5.00		ug/L		08/24/23 05:25	08/24/23 12:15	1
Cobalt	0.500	U	0.500		ug/L		08/24/23 05:25	08/24/23 12:15	1
Lead	2.50	U	2.50		ug/L		08/24/23 05:25	08/24/23 12:15	1
Thallium	1.00	U	1.00		ug/L		08/24/23 05:25	08/24/23 12:15	1

Client Sample Results

Client: South Carolina Public Service Authority
 Project/Site: 125915/JM02-08-G01.1/36500

Job ID: 680-237959-2

Client Sample ID: AF68727

Lab Sample ID: 680-237959-16

Date Collected: 07/13/23 14:21

Matrix: Water

Date Received: 07/20/23 09:45

Method: SW846 6010D - Metals (ICP) - Total Recoverable

Analyte	Result	Qualifier	RL	MDL	Unit	D	Prepared	Analyzed	Dil Fac
Calcium	1230000		5000		ug/L		08/24/23 05:25	08/25/23 09:27	10
Selenium	20.0	U	20.0		ug/L		08/24/23 05:25	08/24/23 11:05	1

Method: SW846 6020B - Metals (ICP/MS) - Total Recoverable

Analyte	Result	Qualifier	RL	MDL	Unit	D	Prepared	Analyzed	Dil Fac
Antimony	5.00	U	5.00		ug/L		08/24/23 05:25	08/24/23 12:19	1
Arsenic	18.2		3.00		ug/L		08/24/23 05:25	08/24/23 12:19	1
Barium	46.7		5.00		ug/L		08/24/23 05:25	08/24/23 12:19	1
Beryllium	0.500	U	0.500		ug/L		08/24/23 05:25	08/24/23 12:19	1
Cadmium	0.500	U	0.500		ug/L		08/24/23 05:25	08/24/23 12:19	1
Chromium	5.00	U	5.00		ug/L		08/24/23 05:25	08/24/23 12:19	1
Cobalt	0.500	U	0.500		ug/L		08/24/23 05:25	08/24/23 12:19	1
Lead	2.50	U	2.50		ug/L		08/24/23 05:25	08/24/23 12:19	1
Thallium	1.00	U	1.00		ug/L		08/24/23 05:25	08/24/23 12:19	1



Client Sample Results

Client: South Carolina Public Service Authority
 Project/Site: 125915/JM02-08-G01.1/36500

Job ID: 680-237959-2

Client Sample ID: AF68730

Lab Sample ID: 680-237959-17

Date Collected: 07/13/23 10:01

Matrix: Water

Date Received: 07/20/23 09:45

Method: SW846 6010D - Metals (ICP) - Total Recoverable

Analyte	Result	Qualifier	RL	MDL	Unit	D	Prepared	Analyzed	Dil Fac
Calcium	165000		500		ug/L		08/24/23 05:25	08/24/23 11:12	1
Selenium	20.0	U	20.0		ug/L		08/24/23 05:25	08/24/23 11:12	1

Method: SW846 6020B - Metals (ICP/MS) - Total Recoverable

Analyte	Result	Qualifier	RL	MDL	Unit	D	Prepared	Analyzed	Dil Fac
Antimony	5.00	U	5.00		ug/L		08/24/23 05:25	08/24/23 12:31	1
Arsenic	3.00	U	3.00		ug/L		08/24/23 05:25	08/24/23 12:31	1
Barium	85.4		5.00		ug/L		08/24/23 05:25	08/24/23 12:31	1
Beryllium	0.500	U	0.500		ug/L		08/24/23 05:25	08/24/23 12:31	1
Cadmium	0.500	U	0.500		ug/L		08/24/23 05:25	08/24/23 12:31	1
Chromium	5.00	U	5.00		ug/L		08/24/23 05:25	08/24/23 12:31	1
Cobalt	0.735		0.500		ug/L		08/24/23 05:25	08/24/23 12:31	1
Lead	2.50	U	2.50		ug/L		08/24/23 05:25	08/24/23 12:31	1
Thallium	1.00	U	1.00		ug/L		08/24/23 05:25	08/24/23 12:31	1

Client Sample Results

Client: South Carolina Public Service Authority
 Project/Site: 125915/JM02-08-G01.1/36500

Job ID: 680-237959-2

Client Sample ID: AF68729

Lab Sample ID: 680-237959-18

Date Collected: 07/13/23 11:24

Matrix: Water

Date Received: 07/20/23 09:45

Method: SW846 6010D - Metals (ICP) - Total Recoverable

Analyte	Result	Qualifier	RL	MDL	Unit	D	Prepared	Analyzed	Dil Fac
Calcium	688000		500		ug/L		08/24/23 05:25	08/24/23 11:15	1
Selenium	20.0	U	20.0		ug/L		08/24/23 05:25	08/24/23 11:15	1

Method: SW846 6020B - Metals (ICP/MS) - Total Recoverable

Analyte	Result	Qualifier	RL	MDL	Unit	D	Prepared	Analyzed	Dil Fac
Antimony	5.00	U	5.00		ug/L		08/24/23 05:25	08/24/23 12:36	1
Arsenic	7.80		3.00		ug/L		08/24/23 05:25	08/24/23 12:36	1
Barium	133		5.00		ug/L		08/24/23 05:25	08/24/23 12:36	1
Beryllium	0.500	U	0.500		ug/L		08/24/23 05:25	08/24/23 12:36	1
Cadmium	0.500	U	0.500		ug/L		08/24/23 05:25	08/24/23 12:36	1
Chromium	5.00	U	5.00		ug/L		08/24/23 05:25	08/24/23 12:36	1
Cobalt	0.500	U	0.500		ug/L		08/24/23 05:25	08/24/23 12:36	1
Lead	2.50	U	2.50		ug/L		08/24/23 05:25	08/24/23 12:36	1
Thallium	1.00	U	1.00		ug/L		08/24/23 05:25	08/24/23 12:36	1

Client Sample Results

Client: South Carolina Public Service Authority
 Project/Site: 125915/JM02-08-G01.1/36500

Job ID: 680-237959-2

Client Sample ID: AF68728

Lab Sample ID: 680-237959-19

Date Collected: 07/13/23 13:32

Matrix: Water

Date Received: 07/20/23 09:45

Method: SW846 6010D - Metals (ICP) - Total Recoverable

Analyte	Result	Qualifier	RL	MDL	Unit	D	Prepared	Analyzed	Dil Fac
Calcium	832000		5000		ug/L		08/24/23 05:25	08/25/23 09:30	10
Selenium	20.0	U	20.0		ug/L		08/24/23 05:25	08/24/23 11:17	1

Method: SW846 6020B - Metals (ICP/MS) - Total Recoverable

Analyte	Result	Qualifier	RL	MDL	Unit	D	Prepared	Analyzed	Dil Fac
Antimony	5.00	U	5.00		ug/L		08/24/23 05:25	08/24/23 12:40	1
Arsenic	6.75		3.00		ug/L		08/24/23 05:25	08/24/23 12:40	1
Barium	82.3		5.00		ug/L		08/24/23 05:25	08/24/23 12:40	1
Beryllium	0.500	U	0.500		ug/L		08/24/23 05:25	08/24/23 12:40	1
Cadmium	0.500	U	0.500		ug/L		08/24/23 05:25	08/24/23 12:40	1
Chromium	5.00	U	5.00		ug/L		08/24/23 05:25	08/24/23 12:40	1
Cobalt	0.500	U	0.500		ug/L		08/24/23 05:25	08/24/23 12:40	1
Lead	2.50	U	2.50		ug/L		08/24/23 05:25	08/24/23 12:40	1
Thallium	1.00	U	1.00		ug/L		08/24/23 05:25	08/24/23 12:40	1

QC Sample Results

Client: South Carolina Public Service Authority
 Project/Site: 125915/JM02-08-G01.1/36500

Job ID: 680-237959-2

Method: 6010D - Metals (ICP)

Lab Sample ID: MB 680-794834/1-A
 Matrix: Water
 Analysis Batch: 795099

Client Sample ID: Method Blank
 Prep Type: Total Recoverable
 Prep Batch: 794834

Analyte	MB MB		RL	MDL	Unit	D	Prepared	Analyzed	Dil Fac
	Result	Qualifier							
Calcium	500	U	500		ug/L		08/24/23 05:25	08/24/23 10:16	1
Selenium	20.0	U	20.0		ug/L		08/24/23 05:25	08/24/23 10:16	1

Lab Sample ID: LCS 680-794834/2-A
 Matrix: Water
 Analysis Batch: 795099

Client Sample ID: Lab Control Sample
 Prep Type: Total Recoverable
 Prep Batch: 794834

Analyte	Spike Added	LCS LCS		Unit	D	%Rec	%Rec Limits
		Result	Qualifier				
Calcium	5000	4816		ug/L		96	80 - 120
Selenium	100	93.62		ug/L		94	80 - 120

Lab Sample ID: 680-237959-2 MS
 Matrix: Water
 Analysis Batch: 795099

Client Sample ID: AF68732
 Prep Type: Total Recoverable
 Prep Batch: 794834

Analyte	Sample Sample		Spike Added	MS MS		Unit	D	%Rec	%Rec Limits
	Result	Qualifier		Result	Qualifier				
Calcium	220000		5000	215400	4	ug/L		-88	75 - 125
Selenium	20.0	U	100	96.81		ug/L		97	75 - 125

Lab Sample ID: 680-237959-2 MSD
 Matrix: Water
 Analysis Batch: 795099

Client Sample ID: AF68732
 Prep Type: Total Recoverable
 Prep Batch: 794834

Analyte	Sample Sample		Spike Added	MSD MSD		Unit	D	%Rec	%Rec Limits	RPD	RPD Limit
	Result	Qualifier		Result	Qualifier						
Calcium	220000		5000	215500	4	ug/L		-86	75 - 125	0	20
Selenium	20.0	U	100	95.16		ug/L		95	75 - 125	2	20

Method: 6020B - Metals (ICP/MS)

Lab Sample ID: MB 680-794835/1-A
 Matrix: Water
 Analysis Batch: 795151

Client Sample ID: Method Blank
 Prep Type: Total Recoverable
 Prep Batch: 794835

Analyte	MB MB		RL	MDL	Unit	D	Prepared	Analyzed	Dil Fac
	Result	Qualifier							
Antimony	5.00	U	5.00		ug/L		08/24/23 05:25	08/24/23 10:54	1
Arsenic	3.00	U	3.00		ug/L		08/24/23 05:25	08/24/23 10:54	1
Barium	5.00	U	5.00		ug/L		08/24/23 05:25	08/24/23 10:54	1
Beryllium	0.500	U	0.500		ug/L		08/24/23 05:25	08/24/23 10:54	1
Cadmium	0.500	U	0.500		ug/L		08/24/23 05:25	08/24/23 10:54	1
Chromium	5.00	U	5.00		ug/L		08/24/23 05:25	08/24/23 10:54	1
Cobalt	0.500	U	0.500		ug/L		08/24/23 05:25	08/24/23 10:54	1
Lead	2.50	U	2.50		ug/L		08/24/23 05:25	08/24/23 10:54	1
Thallium	1.00	U	1.00		ug/L		08/24/23 05:25	08/24/23 10:54	1

Lab Sample ID: LCS 680-794835/2-A
 Matrix: Water
 Analysis Batch: 795151

Client Sample ID: Lab Control Sample
 Prep Type: Total Recoverable
 Prep Batch: 794835

Analyte	Spike Added	LCS LCS		Unit	D	%Rec	%Rec Limits
		Result	Qualifier				
Antimony	50.0	49.39		ug/L		99	80 - 120

Eurofins Savannah

QC Sample Results

Client: South Carolina Public Service Authority
 Project/Site: 125915/JM02-08-G01.1/36500

Job ID: 680-237959-2

Method: 6020B - Metals (ICP/MS) (Continued)

Lab Sample ID: LCS 680-794835/2-A
Matrix: Water
Analysis Batch: 795151

Client Sample ID: Lab Control Sample
Prep Type: Total Recoverable
Prep Batch: 794835

Analyte	Spike Added	LCS Result	LCS Qualifier	Unit	D	%Rec	%Rec	
							Limits	
Arsenic	100	105.6		ug/L		106	80 - 120	
Barium	100	100.0		ug/L		100	80 - 120	
Beryllium	50.0	50.74		ug/L		101	80 - 120	
Cadmium	50.0	48.95		ug/L		98	80 - 120	
Chromium	100	106.9		ug/L		107	80 - 120	
Cobalt	50.0	54.47		ug/L		109	80 - 120	
Lead	500	504.3		ug/L		101	80 - 120	
Thallium	50.0	48.11		ug/L		96	80 - 120	

Lab Sample ID: 680-237959-2 MS
Matrix: Water
Analysis Batch: 795151

Client Sample ID: AF68732
Prep Type: Total Recoverable
Prep Batch: 794835

Analyte	Sample Result	Sample Qualifier	Spike Added	MS Result	MS Qualifier	Unit	D	%Rec	%Rec	
									Limits	
Antimony	5.00	U	50.0	50.20		ug/L		100	75 - 125	
Arsenic	3.00	U	100	103.6		ug/L		104	75 - 125	
Barium	94.3		100	179.3		ug/L		85	75 - 125	
Beryllium	0.500	U	50.0	51.30		ug/L		103	75 - 125	
Cadmium	0.500	U	50.0	49.86		ug/L		100	75 - 125	
Chromium	5.00	U	100	105.6		ug/L		104	75 - 125	
Cobalt	0.500	U	50.0	53.02		ug/L		106	75 - 125	
Lead	2.50	U	500	503.2		ug/L		101	75 - 125	
Thallium	1.00	U	50.0	48.43		ug/L		97	75 - 125	

Lab Sample ID: 680-237959-2 MSD
Matrix: Water
Analysis Batch: 795151

Client Sample ID: AF68732
Prep Type: Total Recoverable
Prep Batch: 794835

Analyte	Sample Result	Sample Qualifier	Spike Added	MSD Result	MSD Qualifier	Unit	D	%Rec	%Rec		RPD	
									Limits		RPD	Limit
Antimony	5.00	U	50.0	54.09		ug/L		108	75 - 125		7	20
Arsenic	3.00	U	100	109.0		ug/L		109	75 - 125		5	20
Barium	94.3		100	192.8		ug/L		98	75 - 125		7	20
Beryllium	0.500	U	50.0	51.49		ug/L		103	75 - 125		0	20
Cadmium	0.500	U	50.0	52.76		ug/L		106	75 - 125		6	20
Chromium	5.00	U	100	110.4		ug/L		109	75 - 125		5	20
Cobalt	0.500	U	50.0	56.07		ug/L		112	75 - 125		6	20
Lead	2.50	U	500	525.7		ug/L		105	75 - 125		4	20
Thallium	1.00	U	50.0	51.37		ug/L		103	75 - 125		6	20

QC Association Summary

Client: South Carolina Public Service Authority
 Project/Site: 125915/JM02-08-G01.1/36500

Job ID: 680-237959-2

Metals

Prep Batch: 794834

Lab Sample ID	Client Sample ID	Prep Type	Matrix	Method	Prep Batch
680-237959-1	AF68738	Total Recoverable	Water	3005A	
680-237959-2	AF68732	Total Recoverable	Water	3005A	
680-237959-3	AF68740	Total Recoverable	Water	3005A	
680-237959-4	AF68743	Total Recoverable	Water	3005A	
680-237959-5	AF68744	Total Recoverable	Water	3005A	
680-237959-8	AF68725	Total Recoverable	Water	3005A	
680-237959-9	AF68742	Total Recoverable	Water	3005A	
680-237959-10	AF68747	Total Recoverable	Water	3005A	
680-237959-11	AF68731	Total Recoverable	Water	3005A	
680-237959-12	AF68723	Total Recoverable	Water	3005A	
680-237959-13	AF68724	Total Recoverable	Water	3005A	
680-237959-14	AF68746	Total Recoverable	Water	3005A	
680-237959-15	AF68726	Total Recoverable	Water	3005A	
680-237959-16	AF68727	Total Recoverable	Water	3005A	
680-237959-17	AF68730	Total Recoverable	Water	3005A	
680-237959-18	AF68729	Total Recoverable	Water	3005A	
680-237959-19	AF68728	Total Recoverable	Water	3005A	
MB 680-794834/1-A	Method Blank	Total Recoverable	Water	3005A	
LCS 680-794834/2-A	Lab Control Sample	Total Recoverable	Water	3005A	
680-237959-2 MS	AF68732	Total Recoverable	Water	3005A	
680-237959-2 MSD	AF68732	Total Recoverable	Water	3005A	

Prep Batch: 794835

Lab Sample ID	Client Sample ID	Prep Type	Matrix	Method	Prep Batch
680-237959-1	AF68738	Total Recoverable	Water	3005A	
680-237959-2	AF68732	Total Recoverable	Water	3005A	
680-237959-3	AF68740	Total Recoverable	Water	3005A	
680-237959-4	AF68743	Total Recoverable	Water	3005A	
680-237959-5	AF68744	Total Recoverable	Water	3005A	
680-237959-8	AF68725	Total Recoverable	Water	3005A	
680-237959-9	AF68742	Total Recoverable	Water	3005A	
680-237959-10	AF68747	Total Recoverable	Water	3005A	
680-237959-11	AF68731	Total Recoverable	Water	3005A	
680-237959-12	AF68723	Total Recoverable	Water	3005A	
680-237959-13	AF68724	Total Recoverable	Water	3005A	
680-237959-14	AF68746	Total Recoverable	Water	3005A	
680-237959-15	AF68726	Total Recoverable	Water	3005A	
680-237959-16	AF68727	Total Recoverable	Water	3005A	
680-237959-17	AF68730	Total Recoverable	Water	3005A	
680-237959-18	AF68729	Total Recoverable	Water	3005A	
680-237959-19	AF68728	Total Recoverable	Water	3005A	
MB 680-794835/1-A	Method Blank	Total Recoverable	Water	3005A	
LCS 680-794835/2-A	Lab Control Sample	Total Recoverable	Water	3005A	
680-237959-2 MS	AF68732	Total Recoverable	Water	3005A	
680-237959-2 MSD	AF68732	Total Recoverable	Water	3005A	

Analysis Batch: 795099

Lab Sample ID	Client Sample ID	Prep Type	Matrix	Method	Prep Batch
680-237959-1	AF68738	Total Recoverable	Water	6010D	794834
680-237959-2	AF68732	Total Recoverable	Water	6010D	794834
680-237959-3	AF68740	Total Recoverable	Water	6010D	794834

Eurofins Savannah

1
2
3
4
5
6
7
8
9
10
11
12
13
14

QC Association Summary

Client: South Carolina Public Service Authority
 Project/Site: 125915/JM02-08-G01.1/36500

Job ID: 680-237959-2

Metals (Continued)

Analysis Batch: 795099 (Continued)

Lab Sample ID	Client Sample ID	Prep Type	Matrix	Method	Prep Batch
680-237959-4	AF68743	Total Recoverable	Water	6010D	794834
680-237959-5	AF68744	Total Recoverable	Water	6010D	794834
680-237959-8	AF68725	Total Recoverable	Water	6010D	794834
680-237959-9	AF68742	Total Recoverable	Water	6010D	794834
680-237959-10	AF68747	Total Recoverable	Water	6010D	794834
680-237959-11	AF68731	Total Recoverable	Water	6010D	794834
680-237959-12	AF68723	Total Recoverable	Water	6010D	794834
680-237959-13	AF68724	Total Recoverable	Water	6010D	794834
680-237959-14	AF68746	Total Recoverable	Water	6010D	794834
680-237959-15	AF68726	Total Recoverable	Water	6010D	794834
680-237959-16	AF68727	Total Recoverable	Water	6010D	794834
680-237959-17	AF68730	Total Recoverable	Water	6010D	794834
680-237959-18	AF68729	Total Recoverable	Water	6010D	794834
680-237959-19	AF68728	Total Recoverable	Water	6010D	794834
MB 680-794834/1-A	Method Blank	Total Recoverable	Water	6010D	794834
LCS 680-794834/2-A	Lab Control Sample	Total Recoverable	Water	6010D	794834
680-237959-2 MS	AF68732	Total Recoverable	Water	6010D	794834
680-237959-2 MSD	AF68732	Total Recoverable	Water	6010D	794834

Analysis Batch: 795151

Lab Sample ID	Client Sample ID	Prep Type	Matrix	Method	Prep Batch
680-237959-1	AF68738	Total Recoverable	Water	6020B	794835
680-237959-2	AF68732	Total Recoverable	Water	6020B	794835
680-237959-3	AF68740	Total Recoverable	Water	6020B	794835
680-237959-4	AF68743	Total Recoverable	Water	6020B	794835
680-237959-5	AF68744	Total Recoverable	Water	6020B	794835
680-237959-8	AF68725	Total Recoverable	Water	6020B	794835
680-237959-9	AF68742	Total Recoverable	Water	6020B	794835
680-237959-10	AF68747	Total Recoverable	Water	6020B	794835
680-237959-11	AF68731	Total Recoverable	Water	6020B	794835
680-237959-12	AF68723	Total Recoverable	Water	6020B	794835
680-237959-13	AF68724	Total Recoverable	Water	6020B	794835
680-237959-14	AF68746	Total Recoverable	Water	6020B	794835
680-237959-15	AF68726	Total Recoverable	Water	6020B	794835
680-237959-16	AF68727	Total Recoverable	Water	6020B	794835
680-237959-17	AF68730	Total Recoverable	Water	6020B	794835
680-237959-18	AF68729	Total Recoverable	Water	6020B	794835
680-237959-19	AF68728	Total Recoverable	Water	6020B	794835
MB 680-794835/1-A	Method Blank	Total Recoverable	Water	6020B	794835
LCS 680-794835/2-A	Lab Control Sample	Total Recoverable	Water	6020B	794835
680-237959-2 MS	AF68732	Total Recoverable	Water	6020B	794835
680-237959-2 MSD	AF68732	Total Recoverable	Water	6020B	794835

Analysis Batch: 795156

Lab Sample ID	Client Sample ID	Prep Type	Matrix	Method	Prep Batch
680-237959-15	AF68726	Total Recoverable	Water	6010D	794834
680-237959-16	AF68727	Total Recoverable	Water	6010D	794834
680-237959-19	AF68728	Total Recoverable	Water	6010D	794834

Lab Chronicle

Client: South Carolina Public Service Authority
 Project/Site: 125915/JM02-08-G01.1/36500

Job ID: 680-237959-2

Client Sample ID: AF68738

Lab Sample ID: 680-237959-1

Date Collected: 07/12/23 12:28

Matrix: Water

Date Received: 07/20/23 09:45

Prep Type	Batch Type	Batch Method	Run	Dilution Factor	Batch Number	Analyst	Lab	Prepared or Analyzed
Total Recoverable	Prep	3005A			794834	RR	EET SAV	08/24/23 05:25
Total Recoverable	Analysis	6010D		1	795099	BJB	EET SAV	08/24/23 10:28
Total Recoverable	Prep	3005A			794835	RR	EET SAV	08/24/23 05:25
Total Recoverable	Analysis	6020B		1	795151	BWR	EET SAV	08/24/23 11:15

Client Sample ID: AF68732

Lab Sample ID: 680-237959-2

Date Collected: 07/12/23 14:32

Matrix: Water

Date Received: 07/20/23 09:45

Prep Type	Batch Type	Batch Method	Run	Dilution Factor	Batch Number	Analyst	Lab	Prepared or Analyzed
Total Recoverable	Prep	3005A			794834	RR	EET SAV	08/24/23 05:25
Total Recoverable	Analysis	6010D		1	795099	BJB	EET SAV	08/24/23 10:21
Total Recoverable	Prep	3005A			794835	RR	EET SAV	08/24/23 05:25
Total Recoverable	Analysis	6020B		1	795151	BWR	EET SAV	08/24/23 11:02

Client Sample ID: AF68740

Lab Sample ID: 680-237959-3

Date Collected: 07/12/23 11:01

Matrix: Water

Date Received: 07/20/23 09:45

Prep Type	Batch Type	Batch Method	Run	Dilution Factor	Batch Number	Analyst	Lab	Prepared or Analyzed
Total Recoverable	Prep	3005A			794834	RR	EET SAV	08/24/23 05:25
Total Recoverable	Analysis	6010D		1	795099	BJB	EET SAV	08/24/23 10:30
Total Recoverable	Prep	3005A			794835	RR	EET SAV	08/24/23 05:25
Total Recoverable	Analysis	6020B		1	795151	BWR	EET SAV	08/24/23 11:19

Client Sample ID: AF68743

Lab Sample ID: 680-237959-4

Date Collected: 07/12/23 13:23

Matrix: Water

Date Received: 07/20/23 09:45

Prep Type	Batch Type	Batch Method	Run	Dilution Factor	Batch Number	Analyst	Lab	Prepared or Analyzed
Total Recoverable	Prep	3005A			794834	RR	EET SAV	08/24/23 05:25
Total Recoverable	Analysis	6010D		1	795099	BJB	EET SAV	08/24/23 10:33
Total Recoverable	Prep	3005A			794835	RR	EET SAV	08/24/23 05:25
Total Recoverable	Analysis	6020B		1	795151	BWR	EET SAV	08/24/23 11:23

Client Sample ID: AF68744

Lab Sample ID: 680-237959-5

Date Collected: 07/12/23 13:28

Matrix: Water

Date Received: 07/20/23 09:45

Prep Type	Batch Type	Batch Method	Run	Dilution Factor	Batch Number	Analyst	Lab	Prepared or Analyzed
Total Recoverable	Prep	3005A			794834	RR	EET SAV	08/24/23 05:25
Total Recoverable	Analysis	6010D		1	795099	BJB	EET SAV	08/24/23 10:35
Total Recoverable	Prep	3005A			794835	RR	EET SAV	08/24/23 05:25
Total Recoverable	Analysis	6020B		1	795151	BWR	EET SAV	08/24/23 11:27

Lab Chronicle

Client: South Carolina Public Service Authority
 Project/Site: 125915/JM02-08-G01.1/36500

Job ID: 680-237959-2

Client Sample ID: AF68725

Lab Sample ID: 680-237959-8

Date Collected: 07/18/23 11:49

Matrix: Water

Date Received: 07/20/23 09:45

Prep Type	Batch Type	Batch Method	Run	Dilution Factor	Batch Number	Batch Analyst	Lab	Prepared or Analyzed
Total Recoverable	Prep	3005A			794834	RR	EET SAV	08/24/23 05:25
Total Recoverable	Analysis	6010D		1	795099	BJB	EET SAV	08/24/23 10:47
Total Recoverable	Prep	3005A			794835	RR	EET SAV	08/24/23 05:25
Total Recoverable	Analysis	6020B		1	795151	BWR	EET SAV	08/24/23 11:47

Client Sample ID: AF68742

Lab Sample ID: 680-237959-9

Date Collected: 07/18/23 14:53

Matrix: Water

Date Received: 07/20/23 09:45

Prep Type	Batch Type	Batch Method	Run	Dilution Factor	Batch Number	Batch Analyst	Lab	Prepared or Analyzed
Total Recoverable	Prep	3005A			794834	RR	EET SAV	08/24/23 05:25
Total Recoverable	Analysis	6010D		1	795099	BJB	EET SAV	08/24/23 10:49
Total Recoverable	Prep	3005A			794835	RR	EET SAV	08/24/23 05:25
Total Recoverable	Analysis	6020B		1	795151	BWR	EET SAV	08/24/23 11:51

Client Sample ID: AF68747

Lab Sample ID: 680-237959-10

Date Collected: 07/17/23 10:08

Matrix: Water

Date Received: 07/20/23 09:45

Prep Type	Batch Type	Batch Method	Run	Dilution Factor	Batch Number	Batch Analyst	Lab	Prepared or Analyzed
Total Recoverable	Prep	3005A			794834	RR	EET SAV	08/24/23 05:25
Total Recoverable	Analysis	6010D		1	795099	BJB	EET SAV	08/24/23 10:51
Total Recoverable	Prep	3005A			794835	RR	EET SAV	08/24/23 05:25
Total Recoverable	Analysis	6020B		1	795151	BWR	EET SAV	08/24/23 11:55

Client Sample ID: AF68731

Lab Sample ID: 680-237959-11

Date Collected: 07/17/23 11:15

Matrix: Water

Date Received: 07/20/23 09:45

Prep Type	Batch Type	Batch Method	Run	Dilution Factor	Batch Number	Batch Analyst	Lab	Prepared or Analyzed
Total Recoverable	Prep	3005A			794834	RR	EET SAV	08/24/23 05:25
Total Recoverable	Analysis	6010D		1	795099	BJB	EET SAV	08/24/23 10:54
Total Recoverable	Prep	3005A			794835	RR	EET SAV	08/24/23 05:25
Total Recoverable	Analysis	6020B		1	795151	BWR	EET SAV	08/24/23 11:59

Client Sample ID: AF68723

Lab Sample ID: 680-237959-12

Date Collected: 07/17/23 13:00

Matrix: Water

Date Received: 07/20/23 09:45

Prep Type	Batch Type	Batch Method	Run	Dilution Factor	Batch Number	Batch Analyst	Lab	Prepared or Analyzed
Total Recoverable	Prep	3005A			794834	RR	EET SAV	08/24/23 05:25
Total Recoverable	Analysis	6010D		1	795099	BJB	EET SAV	08/24/23 10:56
Total Recoverable	Prep	3005A			794835	RR	EET SAV	08/24/23 05:25
Total Recoverable	Analysis	6020B		1	795151	BWR	EET SAV	08/24/23 12:03

Lab Chronicle

Client: South Carolina Public Service Authority
 Project/Site: 125915/JM02-08-G01.1/36500

Job ID: 680-237959-2

Client Sample ID: AF68724

Lab Sample ID: 680-237959-13

Date Collected: 07/17/23 13:05

Matrix: Water

Date Received: 07/20/23 09:45

Prep Type	Batch Type	Batch Method	Run	Dilution Factor	Batch Number	Batch Analyst	Lab	Prepared or Analyzed
Total Recoverable	Prep	3005A			794834	RR	EET SAV	08/24/23 05:25
Total Recoverable	Analysis	6010D		1	795099	BJB	EET SAV	08/24/23 10:58
Total Recoverable	Prep	3005A			794835	RR	EET SAV	08/24/23 05:25
Total Recoverable	Analysis	6020B		1	795151	BWR	EET SAV	08/24/23 12:07

Client Sample ID: AF68746

Lab Sample ID: 680-237959-14

Date Collected: 07/17/23 14:24

Matrix: Water

Date Received: 07/20/23 09:45

Prep Type	Batch Type	Batch Method	Run	Dilution Factor	Batch Number	Batch Analyst	Lab	Prepared or Analyzed
Total Recoverable	Prep	3005A			794834	RR	EET SAV	08/24/23 05:25
Total Recoverable	Analysis	6010D		1	795099	BJB	EET SAV	08/24/23 11:01
Total Recoverable	Prep	3005A			794835	RR	EET SAV	08/24/23 05:25
Total Recoverable	Analysis	6020B		1	795151	BWR	EET SAV	08/24/23 12:11

Client Sample ID: AF68726

Lab Sample ID: 680-237959-15

Date Collected: 07/13/23 14:16

Matrix: Water

Date Received: 07/20/23 09:45

Prep Type	Batch Type	Batch Method	Run	Dilution Factor	Batch Number	Batch Analyst	Lab	Prepared or Analyzed
Total Recoverable	Prep	3005A			794834	RR	EET SAV	08/24/23 05:25
Total Recoverable	Analysis	6010D		1	795099	BJB	EET SAV	08/24/23 11:03
Total Recoverable	Prep	3005A			794834	RR	EET SAV	08/24/23 05:25
Total Recoverable	Analysis	6010D		10	795156	BJB	EET SAV	08/25/23 09:25
Total Recoverable	Prep	3005A			794835	RR	EET SAV	08/24/23 05:25
Total Recoverable	Analysis	6020B		1	795151	BWR	EET SAV	08/24/23 12:15

Client Sample ID: AF68727

Lab Sample ID: 680-237959-16

Date Collected: 07/13/23 14:21

Matrix: Water

Date Received: 07/20/23 09:45

Prep Type	Batch Type	Batch Method	Run	Dilution Factor	Batch Number	Batch Analyst	Lab	Prepared or Analyzed
Total Recoverable	Prep	3005A			794834	RR	EET SAV	08/24/23 05:25
Total Recoverable	Analysis	6010D		1	795099	BJB	EET SAV	08/24/23 11:05
Total Recoverable	Prep	3005A			794834	RR	EET SAV	08/24/23 05:25
Total Recoverable	Analysis	6010D		10	795156	BJB	EET SAV	08/25/23 09:27
Total Recoverable	Prep	3005A			794835	RR	EET SAV	08/24/23 05:25
Total Recoverable	Analysis	6020B		1	795151	BWR	EET SAV	08/24/23 12:19

Client Sample ID: AF68730

Lab Sample ID: 680-237959-17

Date Collected: 07/13/23 10:01

Matrix: Water

Date Received: 07/20/23 09:45

Prep Type	Batch Type	Batch Method	Run	Dilution Factor	Batch Number	Batch Analyst	Lab	Prepared or Analyzed
Total Recoverable	Prep	3005A			794834	RR	EET SAV	08/24/23 05:25
Total Recoverable	Analysis	6010D		1	795099	BJB	EET SAV	08/24/23 11:12

Eurofins Savannah

Lab Chronicle

Client: South Carolina Public Service Authority
 Project/Site: 125915/JM02-08-G01.1/36500

Job ID: 680-237959-2

Client Sample ID: AF68730

Lab Sample ID: 680-237959-17

Date Collected: 07/13/23 10:01

Matrix: Water

Date Received: 07/20/23 09:45

Prep Type	Batch Type	Batch Method	Run	Dilution Factor	Batch Number	Batch Analyst	Lab	Prepared or Analyzed
Total Recoverable	Prep	3005A			794835	RR	EET SAV	08/24/23 05:25
Total Recoverable	Analysis	6020B		1	795151	BWR	EET SAV	08/24/23 12:31

Client Sample ID: AF68729

Lab Sample ID: 680-237959-18

Date Collected: 07/13/23 11:24

Matrix: Water

Date Received: 07/20/23 09:45

Prep Type	Batch Type	Batch Method	Run	Dilution Factor	Batch Number	Batch Analyst	Lab	Prepared or Analyzed
Total Recoverable	Prep	3005A			794834	RR	EET SAV	08/24/23 05:25
Total Recoverable	Analysis	6010D		1	795099	BJB	EET SAV	08/24/23 11:15
Total Recoverable	Prep	3005A			794835	RR	EET SAV	08/24/23 05:25
Total Recoverable	Analysis	6020B		1	795151	BWR	EET SAV	08/24/23 12:36

Client Sample ID: AF68728

Lab Sample ID: 680-237959-19

Date Collected: 07/13/23 13:32

Matrix: Water

Date Received: 07/20/23 09:45

Prep Type	Batch Type	Batch Method	Run	Dilution Factor	Batch Number	Batch Analyst	Lab	Prepared or Analyzed
Total Recoverable	Prep	3005A			794834	RR	EET SAV	08/24/23 05:25
Total Recoverable	Analysis	6010D		1	795099	BJB	EET SAV	08/24/23 11:17
Total Recoverable	Prep	3005A			794834	RR	EET SAV	08/24/23 05:25
Total Recoverable	Analysis	6010D		10	795156	BJB	EET SAV	08/25/23 09:30
Total Recoverable	Prep	3005A			794835	RR	EET SAV	08/24/23 05:25
Total Recoverable	Analysis	6020B		1	795151	BWR	EET SAV	08/24/23 12:40

Laboratory References:

EET SAV = Eurofins Savannah, 5102 LaRoche Avenue, Savannah, GA 31404, TEL (912)354-7858



Chain of Custody

Customer Email/Report Recipient: lcwillia@santeecooper.com Date Results Needed by: Project/Task/Unit #: 125915 / JM02.09.G01.1 / 36500 Rerun request for any flagged QC Yes No

Analysis Group

Labworks ID # (Internal use only)	Sample Location/ Description	Collection Date	Collection Time	Sample Collector	Total # of containers	Bottle type: (Glass- G/Plastic-P)	Grab (G) or Composite (C)	Matrix(see below)	Preservative (see below)	Comments • Method # • Reporting limit • Misc. sample info • Any other notes	TOTAL METALS -SEE BELOW				
AF68726	WAP-14	7/13/23	1416	WJK ML	1	P	G	GW	2	Ca, Se - 6010	X				
AF68727	WAP-14 DUP	↓	1421	↓						ALL OTHERS - 6020					
AF68747	WAP-29	7/17/23	1008							-SEE SHEET FOR RLS.					
AF68731	WAP-15		1115												
AF68723	WAP-12		1300												
AF68724	WAP-12 DUP		1305												
AF68746	WAP-28		1424												
AF68742	WAP-25	7/13/23	1453	↓	↓	↓	↓	↓	↓						

Relinquished by:	Employee#	Date	Time	Received by:	Employee #	Date	Time
<i>SJBrown</i>	35594	8/23/23	0900				
Relinquished by:	Employee#	Date	Time	Received by:	Employee #	Date	Time
Relinquished by:	Employee#	Date	Time	Received by:	Employee #	Date	Time

Sample Receiving (Internal Use Only)
TEMP (°C): _____ Initial: _____
Correct pH: Yes No
Preservative Lot#: _____
Date/Time/Init for preservative: _____

<input type="checkbox"/> METALS (all) <input type="checkbox"/> Ag <input type="checkbox"/> Cu <input checked="" type="checkbox"/> Sb <input type="checkbox"/> Al <input type="checkbox"/> Fe <input checked="" type="checkbox"/> Se <input checked="" type="checkbox"/> As <input type="checkbox"/> K <input type="checkbox"/> Sn <input type="checkbox"/> B <input type="checkbox"/> Li <input type="checkbox"/> Sr <input checked="" type="checkbox"/> Ba <input type="checkbox"/> Mg <input type="checkbox"/> Ti <input checked="" type="checkbox"/> Be <input type="checkbox"/> Mn <input checked="" type="checkbox"/> Tl <input checked="" type="checkbox"/> Ca <input type="checkbox"/> Mo <input type="checkbox"/> V <input checked="" type="checkbox"/> Cd <input type="checkbox"/> Na <input type="checkbox"/> Zn <input checked="" type="checkbox"/> Co <input type="checkbox"/> Ni <input type="checkbox"/> Hg <input checked="" type="checkbox"/> Cr <input checked="" type="checkbox"/> Pb <input type="checkbox"/> CrVI	Nutrients <input type="checkbox"/> TOC <input type="checkbox"/> DOC <input type="checkbox"/> TP/TPO4 <input type="checkbox"/> NH3-N <input type="checkbox"/> F <input type="checkbox"/> Cl <input type="checkbox"/> NO2 <input type="checkbox"/> Br <input type="checkbox"/> NO3 <input type="checkbox"/> SO4	MISC. <input type="checkbox"/> BTEX <input type="checkbox"/> Naphthalene <input type="checkbox"/> THM/HAA <input type="checkbox"/> VOC <input type="checkbox"/> Oil & Grease <input type="checkbox"/> E. Coli <input type="checkbox"/> Total Coliform <input type="checkbox"/> pH <input type="checkbox"/> Dissolved As <input type="checkbox"/> Dissolved Fe <input type="checkbox"/> Rad 226 <input type="checkbox"/> Rad 228 <input type="checkbox"/> PCB	Gypsum <input type="checkbox"/> Wallboard Gypsum(all below) <input type="checkbox"/> AIM <input type="checkbox"/> TOC <input type="checkbox"/> Total metals <input type="checkbox"/> Soluble Metals <input type="checkbox"/> Purity (CaSO4) <input type="checkbox"/> % Moisture <input type="checkbox"/> Sulfites <input type="checkbox"/> pH <input type="checkbox"/> Chlorides <input type="checkbox"/> Particle Size <input type="checkbox"/> Sulfur	Coal <input type="checkbox"/> Ultimate <input type="checkbox"/> % Moisture <input type="checkbox"/> Ash <input type="checkbox"/> Sulfur <input type="checkbox"/> BTUs <input type="checkbox"/> Volatile Matter <input type="checkbox"/> CHN Other Tests: <input type="checkbox"/> XRF Scan <input type="checkbox"/> HGI <input type="checkbox"/> Fineness <input type="checkbox"/> Particulate Matter	Flyash <input type="checkbox"/> Ammonia <input type="checkbox"/> LOI <input type="checkbox"/> % Carbon <input type="checkbox"/> Mineral Analysis <input type="checkbox"/> Sieve <input type="checkbox"/> % Moisture NPDES <input type="checkbox"/> Oil & Grease <input type="checkbox"/> As <input type="checkbox"/> TSS	Oil <input type="checkbox"/> Trans. Oil Qual. <input type="checkbox"/> %Moisture <input type="checkbox"/> Color <input type="checkbox"/> Acidity <input type="checkbox"/> Dielectric Strength <input type="checkbox"/> IFT <input type="checkbox"/> Dissolved Gases <input checked="" type="checkbox"/> Used Oil <input type="checkbox"/> Flashpoint <input type="checkbox"/> Metals in oil (As,Cd,Cr,Ni,Pb Hg) <input type="checkbox"/> TX <input type="checkbox"/> GOFER
---	--	--	--	---	--	--

Chain of Custody



Customer Email/Report Recipient: LCWILLIA@santecooper.com Date Results Needed by: Project/Task/Unit #: 125915 / JM02.09.G01.1 / 36500 Rerun request for any flagged QC Yes No

Analysis Group

Labworks ID # (Internal use only)	Sample Location/ Description	Collection Date	Collection Time	Sample Collector	Total # of containers	Bottle type: (Glass- G/Plastic-P)	Grab (G) or Composite (C)	Matrix(see below)	Preservative (see below)	Comments • Method # • Reporting limit • Misc. sample info • Any other notes	TOTAL METALS -SEE BELOW	Analysis Group			
AF68738	WAP-21	7/12/23	1228	WJK ML	1	P	G	GW	2	Ca, Se - 6010	X				
AF68732	WAP-16	↓	1432	↓	1					ALL OTHERS 6020					
AF68740	WAP-23	↓	1101							-SEE SHEET FOR RLS.					
AF68743	WAP-26	↓	1323												
AF68744	WAP-26 DUP	↓	1328												
AF68730	WAP-14C	7/13/23	1001												
AF68729	WAP-14B	↓	1124												
AF68728	WAP-14A	↓	1332												
AF68725	WAP-13	7/13/23	1149												

Relinquished by:	Employee#	Date	Time	Received by:	Employee #	Date	Time
<i>Sj Brown</i>	35594	8/23/23	0900				
Relinquished by:	Employee#	Date	Time	Received by:	Employee #	Date	Time
Relinquished by:	Employee#	Date	Time	Received by:	Employee #	Date	Time

Sample Receiving (Internal Use Only)
 TEMP (°C): _____ Initial: _____
 Correct pH: Yes No
 Preservative Lot#: _____
 Date/Time/Init for preservative: _____

<input type="checkbox"/> METALS (all) <input type="checkbox"/> Ag <input type="checkbox"/> Cu <input checked="" type="checkbox"/> Sb <input type="checkbox"/> Al <input type="checkbox"/> Fe <input checked="" type="checkbox"/> Se <input checked="" type="checkbox"/> As <input type="checkbox"/> K <input type="checkbox"/> Sn <input type="checkbox"/> B <input type="checkbox"/> Li <input type="checkbox"/> Sr <input checked="" type="checkbox"/> Ba <input type="checkbox"/> Mg <input type="checkbox"/> Ti <input checked="" type="checkbox"/> Be <input type="checkbox"/> Mn <input checked="" type="checkbox"/> Tl <input checked="" type="checkbox"/> Ca <input type="checkbox"/> Mo <input type="checkbox"/> V <input checked="" type="checkbox"/> Cd <input type="checkbox"/> Na <input type="checkbox"/> Zn <input checked="" type="checkbox"/> Co <input type="checkbox"/> Ni <input type="checkbox"/> Hg <input checked="" type="checkbox"/> Cr <input checked="" type="checkbox"/> Pb <input type="checkbox"/> CrVI	Nutrients <input type="checkbox"/> TOC <input type="checkbox"/> DOC <input type="checkbox"/> TP/TPO4 <input type="checkbox"/> NH3-N <input type="checkbox"/> F <input type="checkbox"/> Cl <input type="checkbox"/> NO2 <input type="checkbox"/> Br <input type="checkbox"/> NO3 <input type="checkbox"/> SO4	MISC. <input type="checkbox"/> BTEX <input type="checkbox"/> Naphthalene <input type="checkbox"/> THM/HAA <input type="checkbox"/> VOC <input type="checkbox"/> Oil & Grease <input type="checkbox"/> E. Coli <input type="checkbox"/> Total Coliform <input type="checkbox"/> pH <input type="checkbox"/> Dissolved As <input type="checkbox"/> Dissolved Fe <input type="checkbox"/> Rad 226 <input type="checkbox"/> Rad 228 <input type="checkbox"/> PCB	Gypsum <input type="checkbox"/> Wallboard Gypsum(all below) <input type="checkbox"/> AIM <input type="checkbox"/> TOC <input type="checkbox"/> Total metals <input type="checkbox"/> Soluble Metals <input type="checkbox"/> Purity (CaSO4) <input type="checkbox"/> % Moisture <input type="checkbox"/> Sulfides <input type="checkbox"/> pH <input type="checkbox"/> Chlorides <input type="checkbox"/> Particle Size <input type="checkbox"/> Sulfur	Coal <input type="checkbox"/> Ultimate <input type="checkbox"/> % Moisture <input type="checkbox"/> Ash <input type="checkbox"/> Sulfur <input type="checkbox"/> BTUs <input type="checkbox"/> Volatile Matter <input type="checkbox"/> CHN Other Tests: <input type="checkbox"/> XRF Scan <input type="checkbox"/> HGI <input type="checkbox"/> Fineness <input type="checkbox"/> Particulate Matter	Flyash <input type="checkbox"/> Ammonia <input type="checkbox"/> LOI <input type="checkbox"/> % Carbon <input type="checkbox"/> Mineral Analysis <input type="checkbox"/> Sieve <input type="checkbox"/> % Moisture NPDES <input type="checkbox"/> Oil & Grease <input type="checkbox"/> As <input type="checkbox"/> TSS	Oil <input type="checkbox"/> Trans. Oil Qual. <input type="checkbox"/> %Moisture <input type="checkbox"/> Color <input type="checkbox"/> Acidity <input type="checkbox"/> Dielectric Strength <input type="checkbox"/> IFT <input type="checkbox"/> Dissolved Gases <input type="checkbox"/> Used Oil <input type="checkbox"/> Flashpoint <input type="checkbox"/> Metals in oil (As, Cd, Cr, Ni, Pb, Hg) <input type="checkbox"/> TN <input type="checkbox"/> GOFER
---	--	--	--	---	--	---

Table of Reporting Limits for Groundwater Samples-- Metals Only

Analyte	Unit	GWPS/ MCL/ RSL	Reporting Limits best case
Aluminum	mg/L	0.05 to 0.2	---
Antimony	ug/L	6	5
Arsenic	ug/L	10	5
Arsenic Dissolved	ug/L	---	---
Barium	ug/L	2000	5
Beryllium	ug/L	4	0.5
Boron	ug/L	---	10 to 15
Cadmium	ug/L	5	0.5
Calcium	ug/L	---	0.1
Chromium	ug/L	100	5
Cobalt	ug/L	6	0.5
Copper	mg/L	1	---
Iron	ug/L	300	---
Lead	ug/L	15	1
Lithium	ug/L	40	5
Magnesium	ug/L	---	---
Mercury	ug/L	2	0.2
Molybdenum	ug/L	100	5
Nickel	ug/L	---	---
Potassium	mg/L	---	---
Selenium	ug/L	50	5
Sodium	mg/L	---	---
Thallium	ug/L	2	1
Zinc	ug/L	5000	---

Login Sample Receipt Checklist

Client: South Carolina Public Service Authority

Job Number: 680-237959-2

Login Number: 237959

List Source: Eurofins Savannah

List Number: 1

Creator: Johnson, Corey M

Question	Answer	Comment
Radioactivity wasn't checked or is </= background as measured by a survey meter.	N/A	
The cooler's custody seal, if present, is intact.	True	
Sample custody seals, if present, are intact.	True	
The cooler or samples do not appear to have been compromised or tampered with.	True	
Samples were received on ice.	True	
Cooler Temperature is acceptable.	True	
Cooler Temperature is recorded.	True	
COC is present.	True	
COC is filled out in ink and legible.	True	
COC is filled out with all pertinent information.	True	
Is the Field Sampler's name present on COC?	True	
There are no discrepancies between the containers received and the COC.	True	
Samples are received within Holding Time (excluding tests with immediate HTs)	True	
Sample containers have legible labels.	True	
Containers are not broken or leaking.	True	
Sample collection date/times are provided.	True	
Appropriate sample containers are used.	True	
Sample bottles are completely filled.	True	
Sample Preservation Verified.	N/A	
There is sufficient vol. for all requested analyses, incl. any requested MS/MSDs	True	
Containers requiring zero headspace have no headspace or bubble is <6mm (1/4").	N/A	
Multiphasic samples are not present.	True	
Samples do not require splitting or compositing.	True	
Residual Chlorine Checked.	N/A	

Accreditation/Certification Summary

Client: South Carolina Public Service Authority
Project/Site: 125915/JM02-08-G01.1/36500

Job ID: 680-237959-2

Laboratory: Eurofins Savannah

The accreditations/certifications listed below are applicable to this report.

Authority	Program	Identification Number	Expiration Date
South Carolina	State	98001	06-30-23 *

- 1
- 2
- 3
- 4
- 5
- 6
- 7
- 8
- 9
- 10
- 11
- 12
- 13
- 14

* Accreditation/Certification renewal pending - accreditation/certification considered valid.

September 21, 2023

Ms. Jeanette Gilmetti
Santee Cooper
P.O. Box 2946101
OCO3
Moncks Corner, South Carolina 29461

Re: ABS Lab Analytical
Work Order: 634957

Dear Ms. Gilmetti:

GEL Laboratories, LLC (GEL) appreciates the opportunity to provide the enclosed analytical results for the sample(s) we received on August 25, 2023. This original data report has been prepared and reviewed in accordance with GEL's standard operating procedures.

The samples were delivered with proper chain of custody documentation and signatures. All sample containers arrived without any visible signs of tampering or breakage. There are no additional comments concerning sample receipt.

Test results for NELAP or ISO 17025 accredited tests are verified to meet the requirements of those standards, with any exceptions noted. The results reported relate only to the items tested and to the sample as received by the laboratory. These results may not be reproduced except as full reports without approval by the laboratory. Copies of GEL's accreditations and certifications can be found on our website at www.gel.com.

Our policy is to provide high quality, personalized analytical services to enable you to meet your analytical needs on time every time. We trust that you will find everything in order and to your satisfaction. If you have any questions, please do not hesitate to call me at (843) 556-8171, ext. 4289.

Sincerely,

Julie Robinson
Project Manager

Purchase Order: 398684
Enclosures



GEL LABORATORIES LLC

2040 Savage Road Charleston SC 29407 - (843) 556-8171 - www.gel.com

Certificate of Analysis Report for

SOOP001 Santee Cooper

Client SDG: 634957 GEL Work Order: 634957

The Qualifiers in this report are defined as follows:

- * A quality control analyte recovery is outside of specified acceptance criteria
- ** Analyte is a Tracer compound
- ** Analyte is a surrogate compound
- U Analyte was analyzed for, but not detected above the MDL, MDA, MDC or LOD.

Where the analytical method has been performed under NELAP certification, the analysis has met all of the requirements of the NELAC standard unless qualified on the Certificate of Analysis.

The designation ND, if present, appears in the result column when the analyte concentration is not detected above the limit as defined in the 'U' qualifier above.

This data report has been prepared and reviewed in accordance with GEL Laboratories LLC standard operating procedures. Please direct any questions to your Project Manager, Julie Robinson.

Reviewed by



GEL LABORATORIES LLC

2040 Savage Road Charleston SC 29407 - (843) 556-8171 - www.gel.com

Certificate of Analysis

Report Date: September 21, 2023

Company : Santee Cooper
 Address : P.O. Box 2946101
 OCO3
 Moncks Corner, South Carolina 29461
 Contact: Ms. Jeanette Gilmetti
 Project: ABS Lab Analytical

Client Sample ID: AF75783	Project: SOOP00119
Sample ID: 634957001	Client ID: SOOP001
Matrix: GW	
Collect Date: 23-AUG-23 13:49	
Receive Date: 25-AUG-23	
Collector: Client	

Parameter	Qualifier	Result	Uncertainty	MDC	RL	Units	PF	DF	Analyst	Date	Time	Batch	Method
Rad Gas Flow Proportional Counting													
GFPC, Ra228, Liquid "As Received"													
Radium-228	U	0.864	+/-0.711	1.13	3.00	pCi/L			JE1	09/21/23	1011	2494000	1
Radium-226+Radium-228 Calculation "See Parent Products"													
Radium-226+228 Sum		1.79	+/-0.825			pCi/L		1	LXB3	09/21/23	1536	2492737	2
Rad Radium-226													
Lucas Cell, Ra226, Liquid "As Received"													
Radium-226		0.923	+/-0.419	0.492	1.00	pCi/L			LXP1	09/20/23	1030	2486922	3

The following Analytical Methods were performed:

Method	Description	Analyst Comments
1	EPA 904.0/SW846 9320 Modified	
2	Calculation	
3	EPA 903.1 Modified	

Surrogate/Tracer Recovery	Test	Result	Nominal	Recovery%	Acceptable Limits
Barium-133 Tracer	GFPC, Ra228, Liquid "As Received"			99.1	(15%-125%)

Notes:
 Counting Uncertainty is calculated at the 95% confidence level (1.96-sigma).

Column headers are defined as follows:

DF: Dilution Factor	Lc/LC: Critical Level
DL: Detection Limit	PF: Prep Factor
MDA: Minimum Detectable Activity	RL: Reporting Limit
MDC: Minimum Detectable Concentration	SQL: Sample Quantitation Limit

GEL LABORATORIES LLC

2040 Savage Road Charleston SC 29407 - (843) 556-8171 - www.gel.com

Certificate of Analysis

Report Date: September 21, 2023

Company : Santee Cooper
Address : P.O. Box 2946101
OCO3
Moncks Corner, South Carolina 29461
Contact: Ms. Jeanette Gilmetti
Project: ABS Lab Analytical

Client Sample ID: AF75784 Project: SOOP00119
Sample ID: 634957002 Client ID: SOOP001
Matrix: GW
Collect Date: 23-AUG-23 11:09
Receive Date: 25-AUG-23
Collector: Client

Parameter	Qualifier	Result	Uncertainty	MDC	RL	Units	PF	DF	Analyst	Date	Time Batch	Method
Rad Gas Flow Proportional Counting												
GFPC, Ra228, Liquid "As Received"												
Radium-228		1.83	+/-0.906	1.21	3.00	pCi/L			JE1	09/21/23	1011 2494000	1
Radium-226+Radium-228 Calculation "See Parent Products"												
Radium-226+228 Sum		3.55	+/-1.01			pCi/L		1	LXB3	09/21/23	1536 2492737	2
Rad Radium-226												
Lucas Cell, Ra226, Liquid "As Received"												
Radium-226		1.72	+/-0.436	0.213	1.00	pCi/L			LXP1	09/20/23	1030 2486922	3

The following Analytical Methods were performed:

Method	Description	Analyst Comments
1	EPA 904.0/SW846 9320 Modified	
2	Calculation	
3	EPA 903.1 Modified	

Surrogate/Tracer Recovery	Test	Result	Nominal	Recovery%	Acceptable Limits
Barium-133 Tracer	GFPC, Ra228, Liquid "As Received"			86.4	(15%-125%)

Notes:

Counting Uncertainty is calculated at the 95% confidence level (1.96-sigma).

Column headers are defined as follows:

DF: Dilution Factor Lc/LC: Critical Level
DL: Detection Limit PF: Prep Factor
MDA: Minimum Detectable Activity RL: Reporting Limit
MDC: Minimum Detectable Concentration SQL: Sample Quantitation Limit

GEL LABORATORIES LLC

2040 Savage Road Charleston SC 29407 - (843) 556-8171 - www.gel.com

Certificate of Analysis

Report Date: September 21, 2023

Company : Santee Cooper
 Address : P.O. Box 2946101
 OCO3
 Moncks Corner, South Carolina 29461
 Contact: Ms. Jeanette Gilmetti
 Project: ABS Lab Analytical

Client Sample ID: AF75785	Project: SOOP00119
Sample ID: 634957003	Client ID: SOOP001
Matrix: GW	
Collect Date: 23-AUG-23 11:14	
Receive Date: 25-AUG-23	
Collector: Client	

Parameter	Qualifier	Result	Uncertainty	MDC	RL	Units	PF	DF	Analyst	Date	Time	Batch	Method
Rad Gas Flow Proportional Counting													
GFPC, Ra228, Liquid "As Received"													
Radium-228		1.70	+/-0.833	1.16	3.00	pCi/L			JE1	09/21/23	1011	2494000	1
Radium-226+Radium-228 Calculation "See Parent Products"													
Radium-226+228 Sum		4.44	+/-1.08			pCi/L		1	LXB3	09/21/23	1536	2492737	2
Rad Radium-226													
Lucas Cell, Ra226, Liquid "As Received"													
Radium-226		2.74	+/-0.684	0.591	1.00	pCi/L			LXP1	09/20/23	1030	2486922	3

The following Analytical Methods were performed:

Method	Description	Analyst Comments
1	EPA 904.0/SW846 9320 Modified	
2	Calculation	
3	EPA 903.1 Modified	

Surrogate/Tracer Recovery	Test	Result	Nominal	Recovery%	Acceptable Limits
Barium-133 Tracer	GFPC, Ra228, Liquid "As Received"			95.9	(15%-125%)

Notes:

Counting Uncertainty is calculated at the 95% confidence level (1.96-sigma).

Column headers are defined as follows:

DF: Dilution Factor	Lc/LC: Critical Level
DL: Detection Limit	PF: Prep Factor
MDA: Minimum Detectable Activity	RL: Reporting Limit
MDC: Minimum Detectable Concentration	SQL: Sample Quantitation Limit

GEL LABORATORIES LLC

2040 Savage Road Charleston SC 29407 - (843) 556-8171 - www.gel.com

Certificate of Analysis

Report Date: September 21, 2023

Company : Santee Cooper
 Address : P.O. Box 2946101
 OCO3
 Moncks Corner, South Carolina 29461
 Contact: Ms. Jeanette Gilmetti
 Project: ABS Lab Analytical

Client Sample ID: AF75786	Project: SOOP00119
Sample ID: 634957004	Client ID: SOOP001
Matrix: GW	
Collect Date: 23-AUG-23 12:35	
Receive Date: 25-AUG-23	
Collector: Client	

Parameter	Qualifier	Result	Uncertainty	MDC	RL	Units	PF	DF	Analyst	Date	Time Batch	Method
Rad Gas Flow Proportional Counting												
GFPC, Ra228, Liquid "As Received"												
Radium-228	U	0.958	+/-0.758	1.18	3.00	pCi/L			JE1	09/21/23	1011 2494000	1
Radium-226+Radium-228 Calculation "See Parent Products"												
Radium-226+228 Sum		1.18	+/-0.789			pCi/L		1	LXB3	09/21/23	1536 2492737	2
Rad Radium-226												
Lucas Cell, Ra226, Liquid "As Received"												
Radium-226	U	0.226	+/-0.221	0.347	1.00	pCi/L			LXP1	09/20/23	1030 2486922	3

The following Analytical Methods were performed:

Method	Description	Analyst Comments
1	EPA 904.0/SW846 9320 Modified	
2	Calculation	
3	EPA 903.1 Modified	

Surrogate/Tracer Recovery	Test	Result	Nominal	Recovery%	Acceptable Limits
Barium-133 Tracer	GFPC, Ra228, Liquid "As Received"			89.1	(15%-125%)

Notes:

Counting Uncertainty is calculated at the 95% confidence level (1.96-sigma).

Column headers are defined as follows:

DF: Dilution Factor	Lc/LC: Critical Level
DL: Detection Limit	PF: Prep Factor
MDA: Minimum Detectable Activity	RL: Reporting Limit
MDC: Minimum Detectable Concentration	SQL: Sample Quantitation Limit

GEL LABORATORIES LLC

2040 Savage Road Charleston, SC 29407 - (843) 556-8171 - www.gel.com

QC Summary

Report Date: September 21, 2023

Page 1 of 2

Santee Cooper
P.O. Box 2946101
OCO3
Moncks Corner, South Carolina
Ms. Jeanette Gilmetti

Contact:
Workorder: 634957

Parmname	NOM	Sample	Qual	QC	Units	RPD%	REC%	Range	Anlst	Date	Time
Rad Gas Flow											
Batch	2494000										
QC1205519879	634957002	DUP									
Radium-228		1.83	U	0.940	pCi/L	64.2		(0% - 100%)	JE1	09/21/23	10:11
	Uncertainty	+/-0.906		+/-0.764							
QC1205519881	LCS										
Radium-228	77.6			69.3	pCi/L		89.3	(75%-125%)		09/21/23	10:10
	Uncertainty			+/-3.77							
QC1205519878	MB										
Radium-228			U	0.0450	pCi/L					09/21/23	10:11
	Uncertainty			+/-0.480							
Rad Ra-226											
Batch	2486922										
QC1205506771	634957001	DUP									
Radium-226		0.923		1.19	pCi/L	24.9		(0% - 100%)	LXP1	09/20/23	11:02
	Uncertainty	+/-0.419		+/-0.525							
QC1205506775	LCS										
Radium-226	27.1			29.1	pCi/L		107	(75%-125%)		09/20/23	11:03
	Uncertainty			+/-1.95							
QC1205506770	MB										
Radium-226			U	0.104	pCi/L					09/20/23	11:02
	Uncertainty			+/-0.264							
QC1205506773	634957001	MS									
Radium-226	135	0.923		154	pCi/L		113	(75%-125%)		09/20/23	11:02
	Uncertainty	+/-0.419		+/-9.54							

- Notes:**
- Counting Uncertainty is calculated at the 95% confidence level (1.96-sigma).
 - The Qualifiers in this report are defined as follows:
 - U Analyte was analyzed for, but not detected above the MDL, MDA, MDC or LOD.
 - J Value is estimated
 - X Consult Case Narrative, Data Summary package, or Project Manager concerning this qualifier
 - H Analytical holding time was exceeded
 - < Result is less than value reported

GEL LABORATORIES LLC

2040 Savage Road Charleston, SC 29407 - (843) 556-8171 - www.gel.com

QC Summary

Workorder: 634957

Page 2 of 2

Parmname	NOM	Sample	Qual	QC	Units	RPD%	REC%	Range	Anlst	Date	Time
>											
UI											
BD											
h											
R											
^											
N/A											
ND											
M											
NJ											
FA											
UJ											
Q											
K											
UL											
L											
NI											
Y											
**											
M											
J											

N/A indicates that spike recovery limits do not apply when sample concentration exceeds spike conc. by a factor of 4 or more or %RPD not applicable.

^ The Relative Percent Difference (RPD) obtained from the sample duplicate (DUP) is evaluated against the acceptance criteria when the sample is greater than five times (5X) the contract required detection limit (RL). In cases where either the sample or duplicate value is less than 5X the RL, a control limit of +/- the RL is used to evaluate the DUP result.

* Indicates that a Quality Control parameter was not within specifications.

For PS, PSD, and SDILT results, the values listed are the measured amounts, not final concentrations.

Where the analytical method has been performed under NELAP certification, the analysis has met all of the requirements of the NELAC standard unless qualified on the QC Summary.

**Radiochemistry
Technical Case Narrative
Santee Cooper
SDG #: 634957**

Product: Radium-226+Radium-228 Calculation

Analytical Method: Calculation

Analytical Procedure: GL-RAD-D-003 REV# 45

Analytical Batch: 2492737

The following samples were analyzed using the above methods and analytical procedure(s).

<u>GEL Sample ID#</u>	<u>Client Sample Identification</u>
634957001	AF75783
634957002	AF75784
634957003	AF75785
634957004	AF75786

The samples in this SDG were analyzed on an "as received" basis.

Data Summary:

There are no exceptions, anomalies or deviations from the specified methods. All sample data provided in this report met the acceptance criteria specified in the analytical methods and procedures for initial calibration, continuing calibration, instrument controls and process controls where applicable.

Product: GFPC, Ra228, Liquid

Analytical Method: EPA 904.0/SW846 9320 Modified

Analytical Procedure: GL-RAD-A-063 REV# 5

Analytical Batch: 2494000

The following samples were analyzed using the above methods and analytical procedure(s).

<u>GEL Sample ID#</u>	<u>Client Sample Identification</u>
634957001	AF75783
634957002	AF75784
634957003	AF75785
634957004	AF75786
1205519878	Method Blank (MB)
1205519879	634957002(AF75784) Sample Duplicate (DUP)
1205519881	Laboratory Control Sample (LCS)

The samples in this SDG were analyzed on an "as received" basis.

Data Summary:

All sample data provided in this report met the acceptance criteria specified in the analytical methods and procedures for initial calibration, continuing calibration, instrument controls and process controls where applicable, with the following exceptions.

Technical Information

Sample Re-prep/Re-analysis

Samples were reprepared due to low carrier/tracer yield. The re-analysis is being reported.

Product: Lucas Cell, Ra226, Liquid

Analytical Method: EPA 903.1 Modified

Analytical Procedure: GL-RAD-A-008 REV# 15

Analytical Batch: 2486922

The following samples were analyzed using the above methods and analytical procedure(s).

<u>GEL Sample ID#</u>	<u>Client Sample Identification</u>
634957001	AF75783
634957002	AF75784
634957003	AF75785
634957004	AF75786
1205506770	Method Blank (MB)
1205506771	634957001(AF75783) Sample Duplicate (DUP)
1205506773	634957001(AF75783) Matrix Spike (MS)
1205506775	Laboratory Control Sample (LCS)

The samples in this SDG were analyzed on an "as received" basis.

Data Summary:

All sample data provided in this report met the acceptance criteria specified in the analytical methods and procedures for initial calibration, continuing calibration, instrument controls and process controls where applicable, with the following exceptions.

Preparation Information

Aliquot Reduced

1205506773 (AF75783MS) Aliquot was reduced due to limited sample volume.

Certification Statement

Where the analytical method has been performed under NELAP certification, the analysis has met all of the requirements of the NELAC standard unless otherwise noted in the analytical case narrative.



Chain of Custody

034957

Customer Email/Report Recipient: LCWILLIA@santecooper.com Date Results Needed by: Project/Task/Unit #: 125915 / JM02.09.001-1 / 36500 Rerun request for any flagged QC: Yes No

Analysis Group

Labworks ID # (Internal use only)	Sample Location/ Description	Collection Date	Collection Time	Sample Collector	Total # of containers	Bottle type: (Glass- G/Plastic-P)	Grab (G) or Composite (C)	Matrix(see below)	Preservative (see below)	Comments	RAD 226/228	TOTAL RAD CALC.	F, Cl, SO4
AF75783	WAP-27	8/23/23	1349	ZDM BB	3	P	G	GW	2/1		2	5	1
84	WAP-28		1109										
85	WAP-28 D		1114										
86	WAP-29		1235										

Relinquished by:	Employee#	Date	Time	Received by:	Employee #	Date	Time
<i>[Signature]</i>	36158	8/25/23	0940	<i>[Signature]</i>	GEL	8/25/23	0940
<i>[Signature]</i>	GEL	8/25/23	1545	<i>[Signature]</i>	GEL	8/25/23	1545

Sample Receiving (Internal Use Only)
 TEMP (°C): _____ Initial: _____
 Correct pH: Yes No
 Preservative Lot#: _____
 Date/Time/Init for preservative: _____

<input type="checkbox"/> METALS (all) <input type="checkbox"/> Ag <input type="checkbox"/> Cu <input type="checkbox"/> Sb <input type="checkbox"/> Al <input type="checkbox"/> Fe <input type="checkbox"/> Se <input type="checkbox"/> As <input type="checkbox"/> K <input type="checkbox"/> Sn <input type="checkbox"/> B <input type="checkbox"/> Li <input type="checkbox"/> Sr <input type="checkbox"/> Ba <input type="checkbox"/> Mg <input type="checkbox"/> Ti <input type="checkbox"/> Be <input type="checkbox"/> Mn <input type="checkbox"/> Tl <input type="checkbox"/> Ca <input type="checkbox"/> Mo <input type="checkbox"/> V <input type="checkbox"/> Cd <input type="checkbox"/> Na <input type="checkbox"/> Zn <input type="checkbox"/> Co <input type="checkbox"/> Ni <input type="checkbox"/> Hg <input type="checkbox"/> Cr <input type="checkbox"/> Pb <input type="checkbox"/> CrVI	Nutrients <input type="checkbox"/> TOC <input type="checkbox"/> DOC <input type="checkbox"/> TP/TPO4 <input type="checkbox"/> NH3-N <input type="checkbox"/> F <input type="checkbox"/> Cl <input type="checkbox"/> NO2 <input type="checkbox"/> Br <input type="checkbox"/> NO3 <input type="checkbox"/> SO4	MISC. <input type="checkbox"/> BTEX <input type="checkbox"/> Naphthalene <input type="checkbox"/> THM/HAA <input type="checkbox"/> VOC <input type="checkbox"/> Oil & Grease <input type="checkbox"/> E. Coli <input type="checkbox"/> Total Coliform <input type="checkbox"/> pH <input type="checkbox"/> Dissolved As <input type="checkbox"/> Dissolved Fe <input type="checkbox"/> Rad 226 <input type="checkbox"/> Rad 228 <input type="checkbox"/> PCB	Gypsum <input type="checkbox"/> Wallboard Gypsum(all below) <input type="checkbox"/> AIM <input type="checkbox"/> TOC <input type="checkbox"/> Total metals <input type="checkbox"/> Soluble Metals <input type="checkbox"/> Purity (CaSO4) <input type="checkbox"/> % Moisture <input type="checkbox"/> Sulfites <input type="checkbox"/> pH <input type="checkbox"/> Chlorides <input type="checkbox"/> Particle Size <input type="checkbox"/> Sulfur	Coal <input type="checkbox"/> Ultimate <input type="checkbox"/> % Moisture <input type="checkbox"/> Ash <input type="checkbox"/> Sulfur <input type="checkbox"/> BTUs <input type="checkbox"/> Volatile Matter <input type="checkbox"/> CHN Other Tests: <input type="checkbox"/> XRF Scan <input type="checkbox"/> HGI <input type="checkbox"/> Fineness <input type="checkbox"/> Particulate Matter	Flyash <input type="checkbox"/> Ammonia <input type="checkbox"/> LOI <input type="checkbox"/> % Carbon <input type="checkbox"/> Mineral Analysis <input type="checkbox"/> Sieve <input type="checkbox"/> % Moisture NPDES <input type="checkbox"/> Oil & Grease <input type="checkbox"/> As <input type="checkbox"/> TSS	Oil <input type="checkbox"/> Trans. Oil Qual. <input type="checkbox"/> %Moisture <input type="checkbox"/> Color <input type="checkbox"/> Acidity <input type="checkbox"/> Dielectric Strength <input type="checkbox"/> IFT <input type="checkbox"/> Dissolved Gases Used Oil <input type="checkbox"/> Flashpoint <input type="checkbox"/> Metals in oil (As,Cd,Cr,Ni,Pb Hg) <input type="checkbox"/> TX <input type="checkbox"/> GOFER
--	--	--	--	---	--	--

SAMPLE RECEIPT & REVIEW FORM

Client: <u>SOOP</u>	SDG/AR/COC/Work Order: <u>1034957</u>
Received By: <u>MWH - JLV</u>	Date Received: <u>8-25-23</u>
Carrier and Tracking Number	Circle Applicable: FedEx Express FedEx Ground UPS Field Services <u>Courier</u> Other

Suspected Hazard Information	<input checked="" type="checkbox"/> Yes <input checked="" type="checkbox"/> No *If Net Counts > 100cpm on samples not marked "radioactive", contact the Radiation Safety Group for further investigation.
A) Shipped as a DOT Hazardous?	Hazard Class Shipped: _____ UN#: _____ If UN2910, Is the Radioactive Shipment Survey Compliant? Yes ___ No ___
B) Did the client designate the samples are to be received as radioactive?	<input checked="" type="checkbox"/> COC notation or radioactive stickers on containers equal client designation.
C) Did the RSO classify the samples as radioactive?	Maximum Net Counts Observed* (Observed Counts - Area Background Counts): _____ CPM/mR/hr Classified as: Rad 1 Rad 2 Rad 3
D) Did the client designate samples are hazardous?	<input checked="" type="checkbox"/> COC notation or hazard labels on containers equal client designation.
E) Did the RSO identify possible hazards?	If D or E is yes, select Hazards below. PCB's Flammable Foreign Soil RCRA Asbestos Beryllium Other: _____

Sample Receipt Criteria	Yes	NA	No	Comments/Qualifiers (Required for Non-Conforming Items)
1 Shipping containers received intact and sealed?	<input checked="" type="checkbox"/>	<input checked="" type="checkbox"/>	<input checked="" type="checkbox"/>	Circle Applicable: Seals broken Damaged container Leaking container Other (describe)
2 Chain of custody documents included with shipment?	<input checked="" type="checkbox"/>	<input checked="" type="checkbox"/>	<input checked="" type="checkbox"/>	Circle Applicable: Client contacted and provided COC COC created upon receipt
3 Samples requiring cold preservation within (0 ≤ 6 deg. C)?*	<input checked="" type="checkbox"/>	<input checked="" type="checkbox"/>	<input checked="" type="checkbox"/>	Preservation Method: Wet Ice Ice Packs Dry ice None Other: *all temperatures are recorded in Celsius TEMP: <u>2</u>
4 Daily check performed and passed on IR temperature gun?	<input checked="" type="checkbox"/>	<input checked="" type="checkbox"/>	<input checked="" type="checkbox"/>	Temperature Device Serial #: <u>IR2-21</u> Secondary Temperature Device Serial # (If Applicable):
5 Sample containers intact and sealed?	<input checked="" type="checkbox"/>	<input checked="" type="checkbox"/>	<input checked="" type="checkbox"/>	Circle Applicable: Seals broken Damaged container Leaking container Other (describe)
6 Samples requiring chemical preservation at proper pH?	<input checked="" type="checkbox"/>	<input checked="" type="checkbox"/>	<input checked="" type="checkbox"/>	Sample ID's and Containers Affected: If Preservation added, Lot#:
7 Do any samples require Volatile Analysis?	<input checked="" type="checkbox"/>	<input checked="" type="checkbox"/>	<input checked="" type="checkbox"/>	If Yes, are Encores or Soil Kits present for solids? Yes ___ No ___ NA ___ (If yes, take to VOA Freezer)
				Do liquid VOA vials contain acid preservation? Yes ___ No ___ NA ___ (If unknown, select No)
				Are liquid VOA vials free of headspace? Yes ___ No ___ NA ___
Sample ID's and containers affected:				
8 Samples received within holding time?	<input checked="" type="checkbox"/>	<input checked="" type="checkbox"/>	<input checked="" type="checkbox"/>	ID's and tests affected:
9 Sample ID's on COC match ID's on bottles?	<input checked="" type="checkbox"/>	<input checked="" type="checkbox"/>	<input checked="" type="checkbox"/>	ID's and containers affected:
10 Date & time on COC match date & time on bottles?	<input checked="" type="checkbox"/>	<input checked="" type="checkbox"/>	<input checked="" type="checkbox"/>	Circle Applicable: No dates on containers No times on containers COC missing info Other (describe)
11 Number of containers received match number indicated on COC?	<input checked="" type="checkbox"/>	<input checked="" type="checkbox"/>	<input checked="" type="checkbox"/>	Circle Applicable: No container count on COC Other (describe)
12 Are sample containers identifiable as GEL provided by use of GEL labels?	<input checked="" type="checkbox"/>	<input checked="" type="checkbox"/>	<input checked="" type="checkbox"/>	
13 COC form is properly signed in relinquished/received sections?	<input checked="" type="checkbox"/>	<input checked="" type="checkbox"/>	<input checked="" type="checkbox"/>	Circle Applicable: Not relinquished Other (describe)
Comments (Use Continuation Form if needed):				

PM (or PMA) review: Initials CO Date 8/28/23 Page 1 of 1

List of current GEL Certifications as of 21 September 2023

State	Certification
Alabama	42200
Alaska	17-018
Alaska Drinking Water	SC00012
Arkansas	88-0651
CLIA	42D0904046
California	2940
Colorado	SC00012
Connecticut	PH-0169
DoD ELAP/ ISO17025 A2LA	2567.01
Florida NELAP	E87156
Foreign Soils Permit	P330-15-00283, P330-15-00253
Georgia	SC00012
Georgia SDWA	967
Hawaii	SC00012
Idaho	SC00012
Illinois NELAP	200029
Indiana	C-SC-01
Kansas NELAP	E-10332
Kentucky SDWA	90129
Kentucky Wastewater	90129
Louisiana Drinking Water	LA024
Louisiana NELAP	03046 (AI33904)
Maine	2019020
Maryland	270
Massachusetts	M-SC012
Massachusetts PFAS Approv	Letter
Michigan	9976
Mississippi	SC00012
Nebraska	NE-OS-26-13
Nevada	SC000122023-4
New Hampshire NELAP	2054
New Jersey NELAP	SC002
New Mexico	SC00012
New York NELAP	11501
North Carolina	233
North Carolina SDWA	45709
North Dakota	R-158
Oklahoma	2022-160
Pennsylvania NELAP	68-00485
Puerto Rico	SC00012
S. Carolina Radiochem	10120002
Sanitation Districts of L	9255651
South Carolina Chemistry	10120001
Tennessee	TN 02934
Texas NELAP	T104704235-23-21
Utah NELAP	SC000122022-37
Vermont	VT87156
Virginia NELAP	460202
Washington	C780



August 03, 2023

Ms. Jeanette Gilmetti
Santee Cooper
P.O. Box 2946101
OCO3
Moncks Corner, South Carolina 29461

Re: ABS Lab Analytical
Work Order: 628441

Dear Ms. Gilmetti:

GEL Laboratories, LLC (GEL) appreciates the opportunity to provide the enclosed analytical results for the sample(s) we received on July 07, 2023. This original data report has been prepared and reviewed in accordance with GEL's standard operating procedures.

The samples were delivered with proper chain of custody documentation and signatures. All sample containers arrived without any visible signs of tampering or breakage. There are no additional comments concerning sample receipt.

Test results for NELAP or ISO 17025 accredited tests are verified to meet the requirements of those standards, with any exceptions noted. The results reported relate only to the items tested and to the sample as received by the laboratory. These results may not be reproduced except as full reports without approval by the laboratory. Copies of GEL's accreditations and certifications can be found on our website at www.gel.com.

Our policy is to provide high quality, personalized analytical services to enable you to meet your analytical needs on time every time. We trust that you will find everything in order and to your satisfaction. If you have any questions, please do not hesitate to call me at (843) 556-8171, ext. 4289.

Sincerely,

Jessica Ward for
Julie Robinson
Project Manager

Purchase Order: 398684
Enclosures



GEL LABORATORIES LLC

2040 Savage Road Charleston SC 29407 - (843) 556-8171 - www.gel.com

Certificate of Analysis Report for

SOOP001 Santee Cooper

Client SDG: 628441 GEL Work Order: 628441

The Qualifiers in this report are defined as follows:


- * A quality control analyte recovery is outside of specified acceptance criteria
- ** Analyte is a Tracer compound
- ** Analyte is a surrogate compound
- U Analyte was analyzed for, but not detected above the MDL, MDA, MDC or LOD.

Where the analytical method has been performed under NELAP certification, the analysis has met all of the requirements of the NELAC standard unless qualified on the Certificate of Analysis.

The designation ND, if present, appears in the result column when the analyte concentration is not detected above the limit as defined in the 'U' qualifier above.

This data report has been prepared and reviewed in accordance with GEL Laboratories LLC standard operating procedures. Please direct any questions to your Project Manager, Julie Robinson.

Reviewed by



GEL LABORATORIES LLC

2040 Savage Road Charleston SC 29407 - (843) 556-8171 - www.gel.com

Certificate of Analysis

Report Date: August 3, 2023

Company : Santee Cooper
Address : P.O. Box 2946101
OCO3
Moncks Corner, South Carolina 29461
Contact: Ms. Jeanette Gilmetti
Project: ABS Lab Analytical

Client Sample ID: AF68739 Project: SOOP00119
Sample ID: 628441001 Client ID: SOOP001
Matrix: GW
Collect Date: 05-JUL-23 10:44
Receive Date: 07-JUL-23
Collector: Client

Parameter	Qualifier	Result	Uncertainty	MDC	RL	Units	PF	DF	Analyst	Date	Time Batch	Method
Rad Gas Flow Proportional Counting												
GFPC, Ra228, Liquid "As Received"												
Radium-228		4.57	+/-1.50	1.82	3.00	pCi/L		JE1	07/18/23	0924	2455718	1
Radium-226+Radium-228 Calculation "See Parent Products"												
Radium-226+228 Sum		4.74	+/-1.53			pCi/L		NXL1	08/02/23	0858	2455717	2
Rad Radium-226												
Lucas Cell, Ra226, Liquid "As Received"												
Radium-226	U	0.165	+/-0.281	0.523	1.00	pCi/L		LXP1	08/01/23	0944	2455712	3

The following Analytical Methods were performed:

Method	Description	Analyst Comments
1	EPA 904.0/SW846 9320 Modified	
2	Calculation	
3	EPA 903.1 Modified	

Surrogate/Tracer Recovery	Test	Result	Nominal	Recovery%	Acceptable Limits
Barium-133 Tracer	GFPC, Ra228, Liquid "As Received"			69.8	(15%-125%)

Notes:

Counting Uncertainty is calculated at the 95% confidence level (1.96-sigma).

Column headers are defined as follows:

DF: Dilution Factor Lc/LC: Critical Level
DL: Detection Limit PF: Prep Factor
MDA: Minimum Detectable Activity RL: Reporting Limit
MDC: Minimum Detectable Concentration SQL: Sample Quantitation Limit

GEL LABORATORIES LLC

2040 Savage Road Charleston SC 29407 - (843) 556-8171 - www.gel.com

Certificate of Analysis

Report Date: August 3, 2023

Company : Santee Cooper
 Address : P.O. Box 2946101
 OCO3
 Moncks Corner, South Carolina 29461
 Contact: Ms. Jeanette Gilmetti
 Project: ABS Lab Analytical

Client Sample ID: AF68735	Project: SOOP00119
Sample ID: 628441002	Client ID: SOOP001
Matrix: GW	
Collect Date: 05-JUL-23 09:35	
Receive Date: 07-JUL-23	
Collector: Client	

Parameter	Qualifier	Result	Uncertainty	MDC	RL	Units	PF	DF	Analyst	Date	Time Batch	Method
Rad Gas Flow Proportional Counting												
GFPC, Ra228, Liquid "As Received"												
Radium-228		3.43	+/-1.21	1.39	3.00	pCi/L		JE1	07/18/23	0924	2455718	1
Radium-226+Radium-228 Calculation "See Parent Products"												
Radium-226+228 Sum		4.18	+/-1.28			pCi/L		NXL1	08/02/23	0858	2455717	2
Rad Radium-226												
Lucas Cell, Ra226, Liquid "As Received"												
Radium-226		0.746	+/-0.413	0.408	1.00	pCi/L		LXP1	08/01/23	1005	2455712	3

The following Analytical Methods were performed:

Method	Description	Analyst Comments
1	EPA 904.0/SW846 9320 Modified	
2	Calculation	
3	EPA 903.1 Modified	

Surrogate/Tracer Recovery	Test	Result	Nominal	Recovery%	Acceptable Limits
Barium-133 Tracer	GFPC, Ra228, Liquid "As Received"			71.5	(15%-125%)

Notes:

Counting Uncertainty is calculated at the 95% confidence level (1.96-sigma).

Column headers are defined as follows:

- | | |
|---------------------------------------|--------------------------------|
| DF: Dilution Factor | Lc/LC: Critical Level |
| DL: Detection Limit | PF: Prep Factor |
| MDA: Minimum Detectable Activity | RL: Reporting Limit |
| MDC: Minimum Detectable Concentration | SQL: Sample Quantitation Limit |

GEL LABORATORIES LLC

2040 Savage Road Charleston SC 29407 - (843) 556-8171 - www.gel.com

Certificate of Analysis

Report Date: August 3, 2023

Company : Santee Cooper
 Address : P.O. Box 2946101
 OCO3
 Moncks Corner, South Carolina 29461
 Contact: Ms. Jeanette Gilmetti
 Project: ABS Lab Analytical

Client Sample ID: AF68756	Project: SOOP00119
Sample ID: 628441003	Client ID: SOOP001
Matrix: GW	
Collect Date: 05-JUL-23 11:39	
Receive Date: 07-JUL-23	
Collector: Client	

Parameter	Qualifier	Result	Uncertainty	MDC	RL	Units	PF	DF	Analyst	Date	Time Batch	Method
Rad Gas Flow Proportional Counting												
GFPC, Ra228, Liquid "As Received"												
Radium-228		3.86	+/-1.36	1.70	3.00	pCi/L		JE1	07/18/23	0924	2455718	1
Radium-226+Radium-228 Calculation "See Parent Products"												
Radium-226+228 Sum		4.33	+/-1.42			pCi/L		NXL1	08/02/23	0858	2455717	2
Rad Radium-226												
Lucas Cell, Ra226, Liquid "As Received"												
Radium-226	U	0.471	+/-0.397	0.579	1.00	pCi/L		LXP1	08/01/23	1005	2455712	3

The following Analytical Methods were performed:

Method	Description	Analyst Comments
1	EPA 904.0/SW846 9320 Modified	
2	Calculation	
3	EPA 903.1 Modified	

Surrogate/Tracer Recovery	Test	Result	Nominal	Recovery%	Acceptable Limits
Barium-133 Tracer	GFPC, Ra228, Liquid "As Received"			75.5	(15%-125%)

Notes:

Counting Uncertainty is calculated at the 95% confidence level (1.96-sigma).

Column headers are defined as follows:

DF: Dilution Factor	Lc/LC: Critical Level
DL: Detection Limit	PF: Prep Factor
MDA: Minimum Detectable Activity	RL: Reporting Limit
MDC: Minimum Detectable Concentration	SQL: Sample Quantitation Limit

GEL LABORATORIES LLC

2040 Savage Road Charleston SC 29407 - (843) 556-8171 - www.gel.com

Certificate of Analysis

Report Date: August 3, 2023

Company : Santee Cooper
Address : P.O. Box 2946101
OCO3
Moncks Corner, South Carolina 29461
Contact: Ms. Jeanette Gilmetti
Project: ABS Lab Analytical

Client Sample ID: AF68758 Project: SOOP00119
Sample ID: 628441004 Client ID: SOOP001
Matrix: GW
Collect Date: 06-JUL-23 09:47
Receive Date: 07-JUL-23
Collector: Client

Parameter	Qualifier	Result	Uncertainty	MDC	RL	Units	PF	DF	Analyst	Date	Time Batch	Method
Rad Gas Flow Proportional Counting												
GFPC, Ra228, Liquid "As Received"												
Radium-228	U	0.938	+/-1.42	2.44	3.00	pCi/L		JE1	07/18/23	0924	2455718	1
Radium-226+Radium-228 Calculation "See Parent Products"												
Radium-226+228 Sum		1.48	+/-1.46			pCi/L		NXL1	08/02/23	0858	2455717	2
Rad Radium-226												
Lucas Cell, Ra226, Liquid "As Received"												
Radium-226		0.542	+/-0.339	0.302	1.00	pCi/L		LXP1	08/01/23	1005	2455712	3

The following Analytical Methods were performed:

Method	Description	Analyst Comments
1	EPA 904.0/SW846 9320 Modified	
2	Calculation	
3	EPA 903.1 Modified	

Surrogate/Tracer Recovery	Test	Result	Nominal	Recovery%	Acceptable Limits
Barium-133 Tracer	GFPC, Ra228, Liquid "As Received"			70.9	(15%-125%)

Notes:

Counting Uncertainty is calculated at the 95% confidence level (1.96-sigma).

Column headers are defined as follows:

DF: Dilution Factor Lc/LC: Critical Level
DL: Detection Limit PF: Prep Factor
MDA: Minimum Detectable Activity RL: Reporting Limit
MDC: Minimum Detectable Concentration SQL: Sample Quantitation Limit

GEL LABORATORIES LLC

2040 Savage Road Charleston SC 29407 - (843) 556-8171 - www.gel.com

Certificate of Analysis

Report Date: August 3, 2023

Company : Santee Cooper
 Address : P.O. Box 2946101
 OCO3
 Moncks Corner, South Carolina 29461
 Contact: Ms. Jeanette Gilmetti
 Project: ABS Lab Analytical

Client Sample ID: AF68759	Project: SOOP00119
Sample ID: 628441005	Client ID: SOOP001
Matrix: GW	
Collect Date: 06-JUL-23 09:52	
Receive Date: 07-JUL-23	
Collector: Client	

Parameter	Qualifier	Result	Uncertainty	MDC	RL	Units	PF	DF	Analyst	Date	Time Batch	Method
Rad Gas Flow Proportional Counting												
GFPC, Ra228, Liquid "As Received"												
Radium-228		4.73	+/-1.48	1.61	3.00	pCi/L		JE1	07/18/23	0924	2455718	1
Radium-226+Radium-228 Calculation "See Parent Products"												
Radium-226+228 Sum		5.19	+/-1.52			pCi/L		NXL1	08/02/23	0858	2455717	2
Rad Radium-226												
Lucas Cell, Ra226, Liquid "As Received"												
Radium-226		0.462	+/-0.347	0.361	1.00	pCi/L		LXP1	08/01/23	1005	2455712	3

The following Analytical Methods were performed:

Method	Description	Analyst Comments
1	EPA 904.0/SW846 9320 Modified	
2	Calculation	
3	EPA 903.1 Modified	

Surrogate/Tracer Recovery	Test	Result	Nominal	Recovery%	Acceptable Limits
Barium-133 Tracer	GFPC, Ra228, Liquid "As Received"			69.5	(15%-125%)

Notes:

Counting Uncertainty is calculated at the 95% confidence level (1.96-sigma).

Column headers are defined as follows:

DF: Dilution Factor	Lc/LC: Critical Level
DL: Detection Limit	PF: Prep Factor
MDA: Minimum Detectable Activity	RL: Reporting Limit
MDC: Minimum Detectable Concentration	SQL: Sample Quantitation Limit

GEL LABORATORIES LLC

2040 Savage Road Charleston SC 29407 - (843) 556-8171 - www.gel.com

Certificate of Analysis

Report Date: August 3, 2023

Company : Santee Cooper
Address : P.O. Box 2946101
OCO3
Moncks Corner, South Carolina 29461
Contact: Ms. Jeanette Gilmetti
Project: ABS Lab Analytical

Client Sample ID: AF68736 Project: SOOP00119
Sample ID: 628441006 Client ID: SOOP001
Matrix: GW
Collect Date: 06-JUL-23 11:21
Receive Date: 07-JUL-23
Collector: Client

Parameter	Qualifier	Result	Uncertainty	MDC	RL	Units	PF	DF	Analyst	Date	Time	Batch	Method
Rad Gas Flow Proportional Counting													
GFPC, Ra228, Liquid "As Received"													
Radium-228		4.13	+/-1.65	2.22	3.00	pCi/L		JE1	07/18/23	0924	2455718		1
Radium-226+Radium-228 Calculation "See Parent Products"													
Radium-226+228 Sum		4.94	+/-1.71			pCi/L		NXL1	08/02/23	0858	2455717		2
Rad Radium-226													
Lucas Cell, Ra226, Liquid "As Received"													
Radium-226		0.812	+/-0.450	0.518	1.00	pCi/L		LXP1	08/01/23	1005	2455712		3

The following Analytical Methods were performed:

Method	Description	Analyst Comments
1	EPA 904.0/SW846 9320 Modified	
2	Calculation	
3	EPA 903.1 Modified	

Surrogate/Tracer Recovery	Test	Result	Nominal	Recovery%	Acceptable Limits
Barium-133 Tracer	GFPC, Ra228, Liquid "As Received"			61.2	(15%-125%)

Notes:

Counting Uncertainty is calculated at the 95% confidence level (1.96-sigma).

Column headers are defined as follows:

DF: Dilution Factor Lc/LC: Critical Level
DL: Detection Limit PF: Prep Factor
MDA: Minimum Detectable Activity RL: Reporting Limit
MDC: Minimum Detectable Concentration SQL: Sample Quantitation Limit

GEL LABORATORIES LLC

2040 Savage Road Charleston SC 29407 - (843) 556-8171 - www.gel.com

Certificate of Analysis

Report Date: August 3, 2023

Company : Santee Cooper
 Address : P.O. Box 2946101
 OCO3
 Moncks Corner, South Carolina 29461
 Contact: Ms. Jeanette Gilmetti
 Project: ABS Lab Analytical

Client Sample ID: AF68753	Project: SOOP00119
Sample ID: 628441007	Client ID: SOOP001
Matrix: GW	
Collect Date: 06-JUL-23 13:08	
Receive Date: 07-JUL-23	
Collector: Client	

Parameter	Qualifier	Result	Uncertainty	MDC	RL	Units	PF	DF	Analyst	Date	Time	Batch	Method
Rad Gas Flow Proportional Counting													
GFPC, Ra228, Liquid "As Received"													
Radium-228	U	1.28	+/-0.974	1.50	3.00	pCi/L		JE1	07/18/23	0924	2455718		1
Radium-226+Radium-228 Calculation "See Parent Products"													
Radium-226+228 Sum		2.34	+/-1.08			pCi/L		NXL1	08/02/23	0858	2455717		2
Rad Radium-226													
Lucas Cell, Ra226, Liquid "As Received"													
Radium-226		1.05	+/-0.469	0.389	1.00	pCi/L		LXP1	08/01/23	1005	2455712		3

The following Analytical Methods were performed:

Method	Description	Analyst Comments
1	EPA 904.0/SW846 9320 Modified	
2	Calculation	
3	EPA 903.1 Modified	

Surrogate/Tracer Recovery	Test	Result	Nominal	Recovery%	Acceptable Limits
Barium-133 Tracer	GFPC, Ra228, Liquid "As Received"			69.4	(15%-125%)

Notes:

Counting Uncertainty is calculated at the 95% confidence level (1.96-sigma).

Column headers are defined as follows:

DF: Dilution Factor	Lc/LC: Critical Level
DL: Detection Limit	PF: Prep Factor
MDA: Minimum Detectable Activity	RL: Reporting Limit
MDC: Minimum Detectable Concentration	SQL: Sample Quantitation Limit

GEL LABORATORIES LLC

2040 Savage Road Charleston SC 29407 - (843) 556-8171 - www.gel.com

Certificate of Analysis

Report Date: August 3, 2023

Company : Santee Cooper
 Address : P.O. Box 2946101
 OCO3
 Moncks Corner, South Carolina 29461
 Contact: Ms. Jeanette Gilmetti
 Project: ABS Lab Analytical

Client Sample ID: AF68754	Project: SOOP00119
Sample ID: 628441008	Client ID: SOOP001
Matrix: GW	
Collect Date: 06-JUL-23 13:13	
Receive Date: 07-JUL-23	
Collector: Client	

Parameter	Qualifier	Result	Uncertainty	MDC	RL	Units	PF	DF	Analyst	Date	Time	Batch	Method
Rad Gas Flow Proportional Counting													
GFPC, Ra228, Liquid "As Received"													
Radium-228		2.81	+/-1.24	1.67	3.00	pCi/L		JE1	07/18/23	0924	2455718		1
Radium-226+Radium-228 Calculation "See Parent Products"													
Radium-226+228 Sum		3.13	+/-1.28			pCi/L		NXL1	08/02/23	0858	2455717		2
Rad Radium-226													
Lucas Cell, Ra226, Liquid "As Received"													
Radium-226	U	0.321	+/-0.315	0.466	1.00	pCi/L		LXP1	08/01/23	1005	2455712		3

The following Analytical Methods were performed:

Method	Description	Analyst Comments
1	EPA 904.0/SW846 9320 Modified	
2	Calculation	
3	EPA 903.1 Modified	

Surrogate/Tracer Recovery	Test	Result	Nominal	Recovery%	Acceptable Limits
Barium-133 Tracer	GFPC, Ra228, Liquid "As Received"			73.4	(15%-125%)

Notes:

Counting Uncertainty is calculated at the 95% confidence level (1.96-sigma).

Column headers are defined as follows:

DF: Dilution Factor	Lc/LC: Critical Level
DL: Detection Limit	PF: Prep Factor
MDA: Minimum Detectable Activity	RL: Reporting Limit
MDC: Minimum Detectable Concentration	SQL: Sample Quantitation Limit

GEL LABORATORIES LLC

2040 Savage Road Charleston SC 29407 - (843) 556-8171 - www.gel.com

Certificate of Analysis

Report Date: August 3, 2023

Company : Santee Cooper
 Address : P.O. Box 2946101
 OCO3
 Moncks Corner, South Carolina 29461
 Contact: Ms. Jeanette Gilmetti
 Project: ABS Lab Analytical

Client Sample ID: AF68752	Project: SOOP00119
Sample ID: 628441009	Client ID: SOOP001
Matrix: GW	
Collect Date: 06-JUL-23 14:09	
Receive Date: 07-JUL-23	
Collector: Client	

Parameter	Qualifier	Result	Uncertainty	MDC	RL	Units	PF	DF	Analyst	Date	Time	Batch	Method
Rad Gas Flow Proportional Counting													
GFPC, Ra228, Liquid "As Received"													
Radium-228		3.55	+/-1.26	1.46	3.00	pCi/L		JE1	07/18/23	0924	2455718		1
Radium-226+Radium-228 Calculation "See Parent Products"													
Radium-226+228 Sum		3.61	+/-1.28			pCi/L		NXL1	08/02/23	0858	2455717		2
Rad Radium-226													
Lucas Cell, Ra226, Liquid "As Received"													
Radium-226	U	0.0603	+/-0.237	0.525	1.00	pCi/L		LXP1	08/01/23	1005	2455712		3

The following Analytical Methods were performed:

Method	Description	Analyst Comments
1	EPA 904.0/SW846 9320 Modified	
2	Calculation	
3	EPA 903.1 Modified	

Surrogate/Tracer	Recovery	Test	Result	Nominal	Recovery%	Acceptable Limits
Barium-133 Tracer		GFPC, Ra228, Liquid "As Received"			68.7	(15%-125%)

Notes:

Counting Uncertainty is calculated at the 95% confidence level (1.96-sigma).

Column headers are defined as follows:

- | | |
|---------------------------------------|--------------------------------|
| DF: Dilution Factor | Lc/LC: Critical Level |
| DL: Detection Limit | PF: Prep Factor |
| MDA: Minimum Detectable Activity | RL: Reporting Limit |
| MDC: Minimum Detectable Concentration | SQL: Sample Quantitation Limit |

GEL LABORATORIES LLC

2040 Savage Road Charleston, SC 29407 - (843) 556-8171 - www.gel.com

QC Summary

Report Date: August 3, 2023

Page 1 of 2

Santee Cooper
P.O. Box 2946101
OCO3
Moncks Corner, South Carolina
Contact: Ms. Jeanette Gilmetti

Workorder: 628441

Parmname	NOM	Sample	Qual	QC	Units	RPD%	REC%	Range	Anlst	Date	Time
Rad Gas Flow											
Batch	2455718										
QC1205453175	628441001	DUP									
Radium-228			4.57	2.31	pCi/L	65.8		(0% - 100%)	JE1	07/18/23	09:23
			Uncertainty +/-1.50	+/-1.23							
QC1205453176	LCS										
Radium-228			77.9	79.3	pCi/L		102	(75%-125%)		07/18/23	09:23
			Uncertainty	+/-4.58							
QC1205453174	MB										
Radium-228				U	1.22	pCi/L				07/18/23	11:01
			Uncertainty		+/-1.25						
Rad Ra-226											
Batch	2455712										
QC1205453161	628343001	DUP									
Radium-226			5.77	4.99	pCi/L	14.5		(0%-20%)	LXP1	08/01/23	10:28
			Uncertainty +/-1.15	+/-1.05							
QC1205453163	LCS										
Radium-226			26.3	21.5	pCi/L		81.7	(75%-125%)		08/01/23	10:28
			Uncertainty	+/-1.96							
QC1205453160	MB										
Radium-226				U	0.275	pCi/L				08/01/23	10:28
			Uncertainty		+/-0.333						
QC1205453162	628343001	MS									
Radium-226			131	5.77	158	pCi/L		116	(75%-125%)	08/01/23	10:28
			Uncertainty +/-1.15	+/-13.8							

- Notes:**
- Counting Uncertainty is calculated at the 95% confidence level (1.96-sigma).
 - The Qualifiers in this report are defined as follows:
 - U Analyte was analyzed for, but not detected above the MDL, MDA, MDC or LOD.
 - J Value is estimated
 - X Consult Case Narrative, Data Summary package, or Project Manager concerning this qualifier
 - H Analytical holding time was exceeded
 - < Result is less than value reported

GEL LABORATORIES LLC

2040 Savage Road Charleston, SC 29407 - (843) 556-8171 - www.gel.com

QC Summary

Workorder: 628441

Page 2 of 2

Parmname	NOM	Sample	Qual	QC	Units	RPD%	REC%	Range	Anlst	Date	Time
>											
UI											
BD											
h											
R											
^											
N/A											
ND											
M											
NJ											
FA											
UJ											
Q											
K											
UL											
L											
NI											
Y											
**											
M											
J											

N/A indicates that spike recovery limits do not apply when sample concentration exceeds spike conc. by a factor of 4 or more or %RPD not applicable.

^ The Relative Percent Difference (RPD) obtained from the sample duplicate (DUP) is evaluated against the acceptance criteria when the sample is greater than five times (5X) the contract required detection limit (RL). In cases where either the sample or duplicate value is less than 5X the RL, a control limit of +/- the RL is used to evaluate the DUP result.

* Indicates that a Quality Control parameter was not within specifications.

For PS, PSD, and SDILT results, the values listed are the measured amounts, not final concentrations.

Where the analytical method has been performed under NELAP certification, the analysis has met all of the requirements of the NELAC standard unless qualified on the QC Summary.

**Radiochemistry
Technical Case Narrative
Santee Cooper
SDG #: 628441**

Product: GFPC, Ra228, Liquid

Analytical Method: EPA 904.0/SW846 9320 Modified

Analytical Procedure: GL-RAD-A-063 REV# 5

Analytical Batch: 2455718

The following samples were analyzed using the above methods and analytical procedure(s).

<u>GEL Sample ID#</u>	<u>Client Sample Identification</u>
628441001	AF68739
628441002	AF68735
628441003	AF68756
628441004	AF68758
628441005	AF68759
628441006	AF68736
628441007	AF68753
628441008	AF68754
628441009	AF68752
1205453174	Method Blank (MB)
1205453175	628441001(AF68739) Sample Duplicate (DUP)
1205453176	Laboratory Control Sample (LCS)

The samples in this SDG were analyzed on an "as received" basis.

Data Summary:

All sample data provided in this report met the acceptance criteria specified in the analytical methods and procedures for initial calibration, continuing calibration, instrument controls and process controls where applicable, with the following exceptions.

Technical Information

Recounts

Sample 1205453174 (MB) was recounted due to a suspected blank false positive. The recount is reported.

Product: Lucas Cell, Ra226, Liquid

Analytical Method: EPA 903.1 Modified

Analytical Procedure: GL-RAD-A-008 REV# 15

Analytical Batch: 2455712

The following samples were analyzed using the above methods and analytical procedure(s).

<u>GEL Sample ID#</u>	<u>Client Sample Identification</u>
628441001	AF68739
628441002	AF68735

628441003	AF68756
628441004	AF68758
628441005	AF68759
628441006	AF68736
628441007	AF68753
628441008	AF68754
628441009	AF68752
1205453160	Method Blank (MB)
1205453161	628343001(NonSDG) Sample Duplicate (DUP)
1205453162	628343001(NonSDG) Matrix Spike (MS)
1205453163	Laboratory Control Sample (LCS)

The samples in this SDG were analyzed on an "as received" basis.

Data Summary:

All sample data provided in this report met the acceptance criteria specified in the analytical methods and procedures for initial calibration, continuing calibration, instrument controls and process controls where applicable, with the following exceptions.

Miscellaneous Information

Additional Comments

The matrix spike, 1205453162 (Non SDG 628343001MS), aliquot was reduced to conserve sample volume.

Certification Statement

Where the analytical method has been performed under NELAP certification, the analysis has met all of the requirements of the NELAC standard unless otherwise noted in the analytical case narrative.



Chain of Custody

028441

Customer Email/Report Recipient: LCWILLIA @santecooper.com Date Results Needed by: / / Project/Task/Unit #: 125915 / JM02.09.G01.1 / 36500 Rerun request for any flagged QC Yes No

Analysis Group

Labworks ID # (Internal use only)	Sample Location/ Description	Collection Date	Collection Time	Sample Collector	Total # of containers	Bottle type: (Glass- G/Plastic-P)	Grab (G) or Composite (C)	Matrix(see below)	Preservative (see below)	Comments • Method # • Reporting limit • Misc. sample info • Any other notes	Rad 226/228	TOTAL RAD CATE
AF68739	WAP-22	7/5/23	1044	WJK ML	2	P	G	GW	2		X	X
AF68735	WAP-18		0935									
AF68756	WLF-A2-1		1139									
AF68758	WLF-A2-6	7/6/23	0947									
AF68759	WLF-A2-6 DUP		0952									
AF68736	WAP-19		1121									
AF68753	WLF-A1-4	7/6/23	1308									
AF68754	WLF-A1-4 DUP		1313									
AF68752	WLF-A1-3		1409									

Relinquished by:	Employee#	Date	Time	Received by:	Employee #	Date	Time
<i>SJBrown</i>	35594	7/7/23	1019	<i>WJK</i>	GEL	7/7/23	1019
<i>WJK</i>	GEL	7/7/23	1540	<i>SJB</i>	GEL	7/7/23	1810

Sample Receiving (Internal Use Only)
 TEMP (°C): _____ Initial: _____
 Correct pH: Yes No
 Preservative Lot#: _____
 Date/Time/Init for preservative: _____

<input type="checkbox"/> METALS (all) <input type="checkbox"/> Ag <input type="checkbox"/> Cu <input type="checkbox"/> Sb <input type="checkbox"/> Al <input type="checkbox"/> Fe <input type="checkbox"/> Se <input type="checkbox"/> As <input type="checkbox"/> K <input type="checkbox"/> Sn <input type="checkbox"/> B <input type="checkbox"/> Li <input type="checkbox"/> Sr <input type="checkbox"/> Ba <input type="checkbox"/> Mg <input type="checkbox"/> Ti <input type="checkbox"/> Be <input type="checkbox"/> Mn <input type="checkbox"/> Tl <input type="checkbox"/> Ca <input type="checkbox"/> Mo <input type="checkbox"/> V <input type="checkbox"/> Cd <input type="checkbox"/> Na <input type="checkbox"/> Zn <input type="checkbox"/> Co <input type="checkbox"/> Ni <input type="checkbox"/> Hg <input type="checkbox"/> Cr <input type="checkbox"/> Pb <input type="checkbox"/> CrVI	Nutrients <input type="checkbox"/> TOC <input type="checkbox"/> DOC <input type="checkbox"/> TP/TPO4 <input type="checkbox"/> NH3-N <input type="checkbox"/> F <input type="checkbox"/> Cl <input type="checkbox"/> NO2 <input type="checkbox"/> Br <input type="checkbox"/> NO3 <input type="checkbox"/> SO4	MISC. <input type="checkbox"/> BTEX <input type="checkbox"/> Naphthalene <input type="checkbox"/> THM/HAA <input type="checkbox"/> VOC <input type="checkbox"/> Oil & Grease <input type="checkbox"/> E. Coli <input type="checkbox"/> Total Coliform <input type="checkbox"/> pH <input type="checkbox"/> Dissolved As <input type="checkbox"/> Dissolved Fe <input type="checkbox"/> Rad 226 <input type="checkbox"/> Rad 228 <input type="checkbox"/> PCB	Gypsum <input type="checkbox"/> Wallboard Gypsum(all below) <input type="checkbox"/> AIM <input type="checkbox"/> TOC <input type="checkbox"/> Total metals <input type="checkbox"/> Soluble Metals <input type="checkbox"/> Purity (CaSO4) <input type="checkbox"/> % Moisture <input type="checkbox"/> Sulfites <input type="checkbox"/> pH <input type="checkbox"/> Chlorides <input type="checkbox"/> Particle Size <input type="checkbox"/> Sulfur	Coal <input type="checkbox"/> Ultimate <input type="checkbox"/> % Moisture <input type="checkbox"/> Ash <input type="checkbox"/> Sulfur <input type="checkbox"/> BTUs <input type="checkbox"/> Volatile Matter <input type="checkbox"/> CHN Other Tests: <input type="checkbox"/> XRF Scan <input type="checkbox"/> HGI <input type="checkbox"/> Fineness <input type="checkbox"/> Particulate Matter	Flyash <input type="checkbox"/> Ammonia <input type="checkbox"/> LOI <input type="checkbox"/> % Carbon <input type="checkbox"/> Mineral Analysis <input type="checkbox"/> Sieve <input type="checkbox"/> % Moisture NPDES <input type="checkbox"/> Oil & Grease <input type="checkbox"/> As <input type="checkbox"/> TSS	Oil <input type="checkbox"/> Trans. Oil Qual. <input type="checkbox"/> % Moisture <input type="checkbox"/> Color <input type="checkbox"/> Acidity <input type="checkbox"/> Dielectric Strength <input type="checkbox"/> IFT <input type="checkbox"/> Dissolved Gases <input type="checkbox"/> Used Oil <input type="checkbox"/> Flashpoint <input type="checkbox"/> Metals in oil (As,Cd,Cr,Ni,Pb Hg) <input type="checkbox"/> TX <input type="checkbox"/> GOVER
--	--	--	--	---	--	---

JK

SAMPLE RECEIPT & REVIEW FORM

Client: SOOP
 Received By: SNS
 Carrier and Tracking Number: cooler 1-3c cooler 2-12c

SDG/AR/COC/Work Order: 628441
 Date Received: 7/17/23

Circle Applicable:
 FedEx Express FedEx Ground UPS Field Services Counters Other

*If Net Counts > 100cpm on samples not marked "radioactive", contact the Radiation Safety Group for further investigation.

Suspected Hazard Information

Yes	No	
	<input checked="" type="checkbox"/>	A) Shipped as a DOT Hazardous?
	<input checked="" type="checkbox"/>	B) Did the client designate the samples are to be received as radioactive?
	<input checked="" type="checkbox"/>	C) Did the RSO classify the samples as radioactive?
	<input checked="" type="checkbox"/>	D) Did the client designate samples are hazardous?
	<input checked="" type="checkbox"/>	E) Did the RSO identify possible hazards?

Hazard Class Shipped: _____ UN#: _____
 If UN2910, Is the Radioactive Shipment Survey Compliant? Yes ___ No ___

COC notation or radioactive stickers on containers equal client designation.

Maximum Net Counts Observed* (Observed Counts - Area Background Counts): 0 CPM/mR/Hr
 Classified as: Rad 1 Rad 2 Rad 3

COC notation or hazard labels on containers equal client designation.

If D or E is yes, select Hazards below:
 PCB's Flammable Foreign Soil RCRA Asbestos Beryllium Other:

Sample Receipt Criteria		Yes	NA	No	Comments/Qualifiers (Required for Non-Conforming Items)
1	Shipping containers received intact and sealed?	<input checked="" type="checkbox"/>	<input checked="" type="checkbox"/>		Circle Applicable: Seals broken Damaged container Leaking container Other (describe)
2	Chain of custody documents included with shipment?	<input checked="" type="checkbox"/>	<input checked="" type="checkbox"/>		Circle Applicable: Client contacted and provided COC COC created upon receipt
3	Samples requiring cold preservation within (0 ≤ deg. C)?*	<input checked="" type="checkbox"/>	<input checked="" type="checkbox"/>		Preservation Method: <u>Wet Ice</u> Ice Packs Dry ice <u>None</u> Other: <u>TEMP: See above</u> *all temperatures are recorded in Celsius
4	Daily check performed and passed on IR temperature gun?	<input checked="" type="checkbox"/>	<input checked="" type="checkbox"/>		Temperature Device Serial #: <u>IR1-23</u> Secondary Temperature Device Serial # (If Applicable): _____
5	Sample containers intact and sealed?	<input checked="" type="checkbox"/>	<input checked="" type="checkbox"/>		Circle Applicable: Seals broken Damaged container Leaking container Other (describe)
6	Samples requiring chemical preservation at proper pH?	<input checked="" type="checkbox"/>	<input checked="" type="checkbox"/>		Sample ID's and Containers Affected: If Preservation added, Lot#: _____ If Yes, are Encores or Soil Kits present for solids? Yes ___ No ___ NA ___ (If yes, take to VOA Freezer) Do liquid VOA vials contain acid preservation? Yes ___ No ___ NA ___ (If unknown, select No) Are liquid VOA vials free of headspace? Yes ___ No ___ NA ___
7	Do any samples require Volatile Analysis?	<input checked="" type="checkbox"/>	<input checked="" type="checkbox"/>		Sample ID's and containers affected: ID's and tests affected:
8	Samples received within holding time?	<input checked="" type="checkbox"/>	<input checked="" type="checkbox"/>		ID's and containers affected:
9	Sample ID's on COC match ID's on bottles?	<input checked="" type="checkbox"/>	<input checked="" type="checkbox"/>		Circle Applicable: No dates on containers No times on containers COC missing info Other (describe)
10	Date & time on COC match date & time on bottles?	<input checked="" type="checkbox"/>	<input checked="" type="checkbox"/>		Circle Applicable: No container count on COC Other (describe)
11	Number of containers received match number indicated on COC?	<input checked="" type="checkbox"/>	<input checked="" type="checkbox"/>		
12	Are sample containers identifiable as GEL provided by use of GEL labels?	<input checked="" type="checkbox"/>	<input checked="" type="checkbox"/>		Circle Applicable: Not relinquished Other (describe)
13	COC form is properly signed in relinquished/received sections?	<input checked="" type="checkbox"/>	<input checked="" type="checkbox"/>		

Comments (Use Continuation Form if needed):

List of current GEL Certifications as of 03 August 2023

State	Certification
Alabama	42200
Alaska	17-018
Alaska Drinking Water	SC00012
Arkansas	88-0651
CLIA	42D0904046
California	2940
Colorado	SC00012
Connecticut	PH-0169
DoD ELAP/ ISO17025 A2LA	2567.01
Florida NELAP	E87156
Foreign Soils Permit	P330-15-00283, P330-15-00253
Georgia	SC00012
Georgia SDWA	967
Hawaii	SC00012
Idaho	SC00012
Illinois NELAP	200029
Indiana	C-SC-01
Kansas NELAP	E-10332
Kentucky SDWA	90129
Kentucky Wastewater	90129
Louisiana Drinking Water	LA024
Louisiana NELAP	03046 (AI33904)
Maine	2019020
Maryland	270
Massachusetts	M-SC012
Massachusetts PFAS Approv	Letter
Michigan	9976
Mississippi	SC00012
Nebraska	NE-OS-26-13
Nevada	SC000122023-4
New Hampshire NELAP	2054
New Jersey NELAP	SC002
New Mexico	SC00012
New York NELAP	11501
North Carolina	233
North Carolina SDWA	45709
North Dakota	R-158
Oklahoma	2022-160
Pennsylvania NELAP	68-00485
Puerto Rico	SC00012
S. Carolina Radiochem	10120002
Sanitation Districts of L	9255651
South Carolina Chemistry	10120001
Tennessee	TN 02934
Texas NELAP	T104704235-22-20
Utah NELAP	SC000122022-37
Vermont	VT87156
Virginia NELAP	460202
Washington	C780

October 26, 2023

Ms. Jeanette Gilmetti
Santee Cooper
P.O. Box 2946101
OCO3
Moncks Corner, South Carolina 29461

Re: ABS Lab Analytical
Work Order: 639285

Dear Ms. Gilmetti:

GEL Laboratories, LLC (GEL) appreciates the opportunity to provide the enclosed analytical results for the sample(s) we received on September 29, 2023. This original data report has been prepared and reviewed in accordance with GEL's standard operating procedures.

The samples were delivered with proper chain of custody documentation and signatures. All sample containers arrived without any visible signs of tampering or breakage. There are no additional comments concerning sample receipt.

Test results for NELAP or ISO 17025 accredited tests are verified to meet the requirements of those standards, with any exceptions noted. The results reported relate only to the items tested and to the sample as received by the laboratory. These results may not be reproduced except as full reports without approval by the laboratory. Copies of GEL's accreditations and certifications can be found on our website at www.gel.com.

Our policy is to provide high quality, personalized analytical services to enable you to meet your analytical needs on time every time. We trust that you will find everything in order and to your satisfaction. If you have any questions, please do not hesitate to call me at (843) 556-8171, ext. 4289.

Sincerely,

Jordan Melton for
Julie Robinson
Project Manager

Purchase Order: 398684
Enclosures



GEL LABORATORIES LLC

2040 Savage Road Charleston SC 29407 - (843) 556-8171 - www.gel.com

Certificate of Analysis Report for

SOOP001 Santee Cooper

Client SDG: 639285 GEL Work Order: 639285

The Qualifiers in this report are defined as follows:

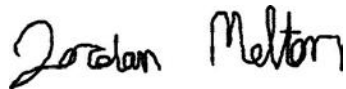
- * A quality control analyte recovery is outside of specified acceptance criteria
- ** Analyte is a Tracer compound
- ** Analyte is a surrogate compound
- U Analyte was analyzed for, but not detected above the MDL, MDA, MDC or LOD.

Where the analytical method has been performed under NELAP certification, the analysis has met all of the requirements of the NELAC standard unless qualified on the Certificate of Analysis.

The designation ND, if present, appears in the result column when the analyte concentration is not detected above the limit as defined in the 'U' qualifier above.

This data report has been prepared and reviewed in accordance with GEL Laboratories LLC standard operating procedures. Please direct any questions to your Project Manager, Julie Robinson.

Reviewed by



GEL LABORATORIES LLC

2040 Savage Road Charleston SC 29407 - (843) 556-8171 - www.gel.com

Certificate of Analysis

Report Date: October 26, 2023

Company : Santee Cooper
Address : P.O. Box 2946101
OCO3
Moncks Corner, South Carolina 29461
Contact: Ms. Jeanette Gilmetti
Project: ABS Lab Analytical

Client Sample ID: AF79064 Project: SOOP00119
Sample ID: 639285001 Client ID: SOOP001
Matrix: GW
Collect Date: 26-SEP-23 12:13
Receive Date: 29-SEP-23
Collector: Client

Parameter	Qualifier	Result	Uncertainty	MDC	RL	Units	PF	DF	Analyst	Date	Time	Batch	Method
Rad Gas Flow Proportional Counting													
GFPC, Ra228, Liquid "As Received"													
Radium-228	U	0.698	+/-0.999	1.71	3.00	pCi/L		JE1	10/10/23	1123	2502094		1
Radium-226+Radium-228 Calculation "See Parent Products"													
Radium-226+228 Sum		1.46	+/-1.08			pCi/L		NXL1	10/26/23	1206	2511601		2
Rad Radium-226													
Lucas Cell, Ra226, Liquid "As Received"													
Radium-226		0.763	+/-0.411	0.390	1.00	pCi/L		LXP1	10/26/23	0846	2502095		3

The following Analytical Methods were performed:

Method	Description	Analyst Comments
1	EPA 904.0/SW846 9320 Modified	
2	Calculation	
3	EPA 903.1 Modified	

Surrogate/Tracer Recovery	Test	Result	Nominal	Recovery%	Acceptable Limits
Barium-133 Tracer	GFPC, Ra228, Liquid "As Received"			88.3	(15%-125%)

Notes:

Counting Uncertainty is calculated at the 95% confidence level (1.96-sigma).

Column headers are defined as follows:

DF: Dilution Factor Lc/LC: Critical Level
DL: Detection Limit PF: Prep Factor
MDA: Minimum Detectable Activity RL: Reporting Limit
MDC: Minimum Detectable Concentration SQL: Sample Quantitation Limit

GEL LABORATORIES LLC

2040 Savage Road Charleston SC 29407 - (843) 556-8171 - www.gel.com

Certificate of Analysis

Report Date: October 26, 2023

Company : Santee Cooper
Address : P.O. Box 2946101
OCO3
Moncks Corner, South Carolina 29461
Contact: Ms. Jeanette Gilmetti
Project: ABS Lab Analytical

Client Sample ID: AF79065 Project: SOOP00119
Sample ID: 639285002 Client ID: SOOP001
Matrix: GW
Collect Date: 27-SEP-23 10:49
Receive Date: 29-SEP-23
Collector: Client

Parameter	Qualifier	Result	Uncertainty	MDC	RL	Units	PF	DF	Analyst	Date	Time	Batch	Method
Rad Gas Flow Proportional Counting													
GFPC, Ra228, Liquid "As Received"													
Radium-228	U	0.944	+/-1.32	2.25	3.00	pCi/L		JE1	10/10/23	1123	2502094		1
Radium-226+Radium-228 Calculation "See Parent Products"													
Radium-226+228 Sum		4.29	+/-1.62			pCi/L		NXL1	10/26/23	1206	2511601		2
Rad Radium-226													
Lucas Cell, Ra226, Liquid "As Received"													
Radium-226		3.34	+/-0.934	0.605	1.00	pCi/L		LXP1	10/26/23	0846	2502095		3

The following Analytical Methods were performed:

Method	Description	Analyst Comments
1	EPA 904.0/SW846 9320 Modified	
2	Calculation	
3	EPA 903.1 Modified	

Surrogate/Tracer	Recovery	Test	Result	Nominal	Recovery%	Acceptable Limits
Barium-133 Tracer		GFPC, Ra228, Liquid "As Received"			84.6	(15%-125%)

Notes:

Counting Uncertainty is calculated at the 95% confidence level (1.96-sigma).

Column headers are defined as follows:

DF: Dilution Factor Lc/LC: Critical Level
DL: Detection Limit PF: Prep Factor
MDA: Minimum Detectable Activity RL: Reporting Limit
MDC: Minimum Detectable Concentration SQL: Sample Quantitation Limit

GEL LABORATORIES LLC

2040 Savage Road Charleston SC 29407 - (843) 556-8171 - www.gel.com

Certificate of Analysis

Report Date: October 26, 2023

Company : Santee Cooper
Address : P.O. Box 2946101
OCO3
Moncks Corner, South Carolina 29461
Contact: Ms. Jeanette Gilmetti
Project: ABS Lab Analytical

Client Sample ID: AF79066 Project: SOOP00119
Sample ID: 639285003 Client ID: SOOP001
Matrix: GW
Collect Date: 27-SEP-23 10:54
Receive Date: 29-SEP-23
Collector: Client

Parameter	Qualifier	Result	Uncertainty	MDC	RL	Units	PF	DF	Analyst	Date	Time Batch	Method
Rad Gas Flow Proportional Counting												
GFPC, Ra228, Liquid "As Received"												
Radium-228	U	1.02	+/-0.710	1.06	3.00	pCi/L		JE1	10/10/23	1123	2502094	1
Radium-226+Radium-228 Calculation "See Parent Products"												
Radium-226+228 Sum		2.44	+/-0.887			pCi/L		NXL1	10/26/23	1206	2511601	2
Rad Radium-226												
Lucas Cell, Ra226, Liquid "As Received"												
Radium-226		1.42	+/-0.531	0.515	1.00	pCi/L		LXP1	10/26/23	0846	2502095	3

The following Analytical Methods were performed:

Method	Description	Analyst Comments
1	EPA 904.0/SW846 9320 Modified	
2	Calculation	
3	EPA 903.1 Modified	

Surrogate/Tracer Recovery	Test	Result	Nominal	Recovery%	Acceptable Limits
Barium-133 Tracer	GFPC, Ra228, Liquid "As Received"			89.6	(15%-125%)

Notes:

Counting Uncertainty is calculated at the 95% confidence level (1.96-sigma).

Column headers are defined as follows:

DF: Dilution Factor Lc/LC: Critical Level
DL: Detection Limit PF: Prep Factor
MDA: Minimum Detectable Activity RL: Reporting Limit
MDC: Minimum Detectable Concentration SQL: Sample Quantitation Limit

GEL LABORATORIES LLC

2040 Savage Road Charleston SC 29407 - (843) 556-8171 - www.gel.com

Certificate of Analysis

Report Date: October 26, 2023

Company : Santee Cooper
 Address : P.O. Box 2946101
 OCO3
 Moncks Corner, South Carolina 29461
 Contact: Ms. Jeanette Gilmetti
 Project: ABS Lab Analytical

Client Sample ID: AF79067	Project: SOOP00119
Sample ID: 639285004	Client ID: SOOP001
Matrix: GW	
Collect Date: 27-SEP-23 13:19	
Receive Date: 29-SEP-23	
Collector: Client	

Parameter	Qualifier	Result	Uncertainty	MDC	RL	Units	PF	DF	Analyst	Date	Time Batch	Method
Rad Gas Flow Proportional Counting												
GFPC, Ra228, Liquid "As Received"												
Radium-228		1.70	+/-0.886	1.25	3.00	pCi/L		JE1	10/10/23	1123	2502094	1
Radium-226+Radium-228 Calculation "See Parent Products"												
Radium-226+228 Sum		3.33	+/-1.03			pCi/L		NXL1	10/26/23	1206	2511601	2
Rad Radium-226												
Lucas Cell, Ra226, Liquid "As Received"												
Radium-226		1.63	+/-0.519	0.313	1.00	pCi/L		LXP1	10/26/23	0846	2502095	3

The following Analytical Methods were performed:

Method	Description	Analyst Comments
1	EPA 904.0/SW846 9320 Modified	
2	Calculation	
3	EPA 903.1 Modified	

Surrogate/Tracer Recovery	Test	Result	Nominal	Recovery%	Acceptable Limits
Barium-133 Tracer	GFPC, Ra228, Liquid "As Received"			85.3	(15%-125%)

Notes:

Counting Uncertainty is calculated at the 95% confidence level (1.96-sigma).

Column headers are defined as follows:

DF: Dilution Factor	Lc/LC: Critical Level
DL: Detection Limit	PF: Prep Factor
MDA: Minimum Detectable Activity	RL: Reporting Limit
MDC: Minimum Detectable Concentration	SQL: Sample Quantitation Limit

GEL LABORATORIES LLC

2040 Savage Road Charleston, SC 29407 - (843) 556-8171 - www.gel.com

QC Summary

Report Date: October 26, 2023

Page 1 of 2

Santee Cooper
P.O. Box 2946101
OCO3
Moncks Corner, South Carolina
Ms. Jeanette Gilmetti

Contact:
Workorder: 639285

Parmname	NOM	Sample	Qual	QC	Units	RPD%	REC%	Range	Anlst	Date	Time
Rad Gas Flow											
Batch	2502094										
QC1205534749	639285001	DUP									
Radium-228	U	0.698	U	0.830	pCi/L	N/A		N/A	JE1	10/10/23	11:22
	Uncertainty	+/-0.999		+/-0.775							
QC1205534750	LCS										
Radium-228	77.3			77.2	pCi/L		99.8	(75%-125%)		10/10/23	11:23
	Uncertainty			+/-4.08							
QC1205534748	MB										
Radium-228			U	0.205	pCi/L					10/10/23	11:22
	Uncertainty			+/-0.562							
Rad Ra-226											
Batch	2502095										
QC1205534752	639285001	DUP									
Radium-226		0.763		0.770	pCi/L	0.836		(0% - 100%)	LXP1	10/26/23	08:46
	Uncertainty	+/-0.411		+/-0.440							
QC1205534754	LCS										
Radium-226	27.1			32.7	pCi/L		121	(75%-125%)		10/26/23	09:18
	Uncertainty			+/-2.41							
QC1205534751	MB										
Radium-226			U	0.390	pCi/L					10/26/23	08:46
	Uncertainty			+/-0.449							
QC1205534753	639285001	MS									
Radium-226	109	0.763		110	pCi/L		99.6	(75%-125%)		10/26/23	09:18
	Uncertainty	+/-0.411		+/-8.53							

- Notes:**
- Counting Uncertainty is calculated at the 95% confidence level (1.96-sigma).
 - The Qualifiers in this report are defined as follows:
 - U Analyte was analyzed for, but not detected above the MDL, MDA, MDC or LOD.
 - J Value is estimated
 - X Consult Case Narrative, Data Summary package, or Project Manager concerning this qualifier
 - H Analytical holding time was exceeded
 - < Result is less than value reported

GEL LABORATORIES LLC

2040 Savage Road Charleston, SC 29407 - (843) 556-8171 - www.gel.com

QC Summary

Workorder: 639285

Page 2 of 2

Parmname	NOM	Sample	Qual	QC	Units	RPD%	REC%	Range	Anlst	Date	Time
>											
UI											
BD											
h											
R											
^											
N/A											
ND											
M											
NJ											
FA											
UJ											
Q											
K											
UL											
L											
NI											
Y											
**											
M											
J											

N/A indicates that spike recovery limits do not apply when sample concentration exceeds spike conc. by a factor of 4 or more or %RPD not applicable.

^ The Relative Percent Difference (RPD) obtained from the sample duplicate (DUP) is evaluated against the acceptance criteria when the sample is greater than five times (5X) the contract required detection limit (RL). In cases where either the sample or duplicate value is less than 5X the RL, a control limit of +/- the RL is used to evaluate the DUP result.

* Indicates that a Quality Control parameter was not within specifications.

For PS, PSD, and SDILT results, the values listed are the measured amounts, not final concentrations.

Where the analytical method has been performed under NELAP certification, the analysis has met all of the requirements of the NELAC standard unless qualified on the QC Summary.

**Radiochemistry
Technical Case Narrative
Santee Cooper
SDG #: 639285**

Product: GFPC, Ra228, Liquid

Analytical Method: EPA 904.0/SW846 9320 Modified

Analytical Procedure: GL-RAD-A-063 REV# 5

Analytical Batch: 2502094

The following samples were analyzed using the above methods and analytical procedure(s).

<u>GEL Sample ID#</u>	<u>Client Sample Identification</u>
639285001	AF79064
639285002	AF79065
639285003	AF79066
639285004	AF79067
1205534748	Method Blank (MB)
1205534749	639285001(AF79064) Sample Duplicate (DUP)
1205534750	Laboratory Control Sample (LCS)

The samples in this SDG were analyzed on an "as received" basis.

Data Summary:

There are no exceptions, anomalies or deviations from the specified methods. All sample data provided in this report met the acceptance criteria specified in the analytical methods and procedures for initial calibration, continuing calibration, instrument controls and process controls where applicable.

Product: Lucas Cell, Ra226, Liquid

Analytical Method: EPA 903.1 Modified

Analytical Procedure: GL-RAD-A-008 REV# 15

Analytical Batch: 2502095

The following samples were analyzed using the above methods and analytical procedure(s).

<u>GEL Sample ID#</u>	<u>Client Sample Identification</u>
639285001	AF79064
639285002	AF79065
639285003	AF79066
639285004	AF79067
1205534751	Method Blank (MB)
1205534752	639285001(AF79064) Sample Duplicate (DUP)
1205534753	639285001(AF79064) Matrix Spike (MS)
1205534754	Laboratory Control Sample (LCS)

The samples in this SDG were analyzed on an "as received" basis.

Data Summary:

All sample data provided in this report met the acceptance criteria specified in the analytical methods and procedures for initial calibration, continuing calibration, instrument controls and process controls where applicable, with the following exceptions.

Miscellaneous Information**Additional Comments**

The matrix spike, 1205534753 (AF79064MS), aliquot was reduced to conserve sample volume.

Certification Statement

Where the analytical method has been performed under NELAP certification, the analysis has met all of the requirements of the NELAC standard unless otherwise noted in the analytical case narrative.

Chain of Custody

639,284
639,285



Customer Email/Report Recipient: LCWILLIA@santecooper.com Date Results Needed by: / / Project/Task/Unit #: 125915 / JMD2.09.G-01.1 / 36500 Rerun request for any flagged QC Yes No

Labworks ID # (Internal use only)	Sample Location/ Description	Collection Date	Collection Time	Sample Collector	Total # of containers	Bottle type: (Glass-G/ Plastic-P)	Grab (G) or Composite (C)	Matrix(see below)	Preservative (see below)	Comments	Analysis Group		
											RAD 226/228	TOTAL RAD CALC	F, Cl, SO4
AF79064	WAP-27	9/26/23	1213	EDM BSB	3	P	G	GW	2/1		2	X	1
65	WAP-28	9/27/23	1049										
66	WAP-28 DUP		1054										
67	WAP-29		1319										

Relinquished by:	Employee#	Date	Time	Received by:	Employee #	Date	Time
<i>Jarvis</i>	36851	9/29/23	09:30	<i>[Signature]</i>	GEL	9/29/23	09:30
<i>[Signature]</i>	GEL	9/29/23	16:00	<i>[Signature]</i>	GEL	9/29/23	16:00

Sample Receiving (Internal Use Only)
TEMP (°C): _____ Initial: _____
Correct pH: Yes No
Preservative Lot#: _____
Date/Time/Init for preservative: _____

<input type="checkbox"/> METALS (all) <input type="checkbox"/> Ag <input type="checkbox"/> Cu <input type="checkbox"/> Sb <input type="checkbox"/> Al <input type="checkbox"/> Fe <input type="checkbox"/> Se <input type="checkbox"/> As <input type="checkbox"/> K <input type="checkbox"/> Sn <input type="checkbox"/> B <input type="checkbox"/> Li <input type="checkbox"/> Sr <input type="checkbox"/> Ba <input type="checkbox"/> Mg <input type="checkbox"/> Ti <input type="checkbox"/> Be <input type="checkbox"/> Mn <input type="checkbox"/> Tl <input type="checkbox"/> Ca <input type="checkbox"/> Mo <input type="checkbox"/> V <input type="checkbox"/> Cd <input type="checkbox"/> Na <input type="checkbox"/> Zn <input type="checkbox"/> Co <input type="checkbox"/> Ni <input type="checkbox"/> Hg <input type="checkbox"/> Cr <input type="checkbox"/> Pb <input type="checkbox"/> CrVI	Nutrients <input type="checkbox"/> TOC <input type="checkbox"/> DOC <input type="checkbox"/> TP/TPO4 <input type="checkbox"/> NH3-N <input type="checkbox"/> F <input type="checkbox"/> Cl <input type="checkbox"/> NO2 <input type="checkbox"/> Br <input type="checkbox"/> NO3 <input type="checkbox"/> SO4	MISC. <input type="checkbox"/> BTEX <input type="checkbox"/> Naphthalene <input type="checkbox"/> THM/HAA <input type="checkbox"/> VOC <input type="checkbox"/> Oil & Grease <input type="checkbox"/> E. Coli <input type="checkbox"/> Total Coliform <input type="checkbox"/> pH <input type="checkbox"/> Dissolved As <input type="checkbox"/> Dissolved Fe <input type="checkbox"/> Rad 226 <input type="checkbox"/> Rad 228 <input type="checkbox"/> PCB	Gypsum <input type="checkbox"/> Wallboard Gypsum(all below) <input type="checkbox"/> AIM <input type="checkbox"/> TOC <input type="checkbox"/> Total metals <input type="checkbox"/> Soluble Metals <input type="checkbox"/> Purity (CaSO4) <input type="checkbox"/> % Moisture <input type="checkbox"/> Sulfites <input type="checkbox"/> pH <input type="checkbox"/> Chlorides <input type="checkbox"/> Particle Size <input type="checkbox"/> Sulfur	Coal <input type="checkbox"/> Ultimate <input type="checkbox"/> % Moisture <input type="checkbox"/> Ash <input type="checkbox"/> Sulfur <input type="checkbox"/> BTUs <input type="checkbox"/> Volatile Matter <input type="checkbox"/> CHN Other Tests: <input type="checkbox"/> XRF Scan <input type="checkbox"/> HGI <input type="checkbox"/> Fineness <input type="checkbox"/> Particulate Matter	Flyash <input type="checkbox"/> Ammonia <input type="checkbox"/> LOI <input type="checkbox"/> % Carbon <input type="checkbox"/> Mineral Analysis <input type="checkbox"/> Sieve <input type="checkbox"/> % Moisture NPDES <input type="checkbox"/> Oil & Grease <input type="checkbox"/> As <input type="checkbox"/> TSS	Oil <input type="checkbox"/> Trans. Oil Qual. <input type="checkbox"/> %Moisture <input type="checkbox"/> Color <input type="checkbox"/> Acidity <input type="checkbox"/> Dielectric Strength <input type="checkbox"/> IFT <input type="checkbox"/> Dissolved Gases <input type="checkbox"/> Used Oil <input type="checkbox"/> Flashpoint <input type="checkbox"/> Metals in oil (As, Cd, Cr, Ni, Pb, Hg) <input type="checkbox"/> TX <input type="checkbox"/> GOFER
--	--	--	--	---	--	---

SAMPLE RECEIPT & REVIEW FORM

Client: SCOP SDG/AR/COC/Work Order: U39284 / 639285
 Received By: QG Date Received: 9/29/23
 Carrier and Tracking Number: n/a
 FedEx Express FedEx Ground UPS Field Services Courier Other

JR

Suspected Hazard Information

Yes No *If Net Counts > 100cpm on samples not marked "radioactive", contact the Radiation Safety Group for further investigation.

A) Shipped as a DOT Hazardous? Hazard Class Shipped: _____ UN#: _____
 If UN2910, Is the Radioactive Shipment Survey Compliant? Yes ___ No ___

B) Did the client designate the samples are to be received as radioactive? COC notation or radioactive stickers on containers equal client designation.

C) Did the RSO classify the samples as radioactive? Maximum Net Counts Observed* (Observed Counts - Area Background Counts): 0 CPM/mR/hr
 Classified as: Rad 1 Rad 2 Rad 3

D) Did the client designate samples are hazardous? COC notation or hazard labels on containers equal client designation.

E) Did the RSO identify possible hazards? If D or E is yes, select Hazards below.
 PCB's Flammable Foreign Soil RCRA Asbestos Beryllium Other:

Sample Receipt Criteria	Yes	NA	No	Comments/Qualifiers (Required for Non-Conforming Items)
1 Shipping containers received intact and sealed?	<input checked="" type="checkbox"/>	<input checked="" type="checkbox"/>	<input checked="" type="checkbox"/>	Circle Applicable: Seals broken Damaged container Leaking container Other (describe)
2 Chain of custody documents included with shipment?	<input checked="" type="checkbox"/>	<input checked="" type="checkbox"/>	<input checked="" type="checkbox"/>	Circle Applicable: Client contacted and provided COC COC created upon receipt
3 Samples requiring cold preservation within (0 ≤ 6 deg. C)?*	<input checked="" type="checkbox"/>	<input checked="" type="checkbox"/>	<input checked="" type="checkbox"/>	Preservation Method: <u>Wet Ice</u> Ice Packs Dry ice None Other: *all temperatures are recorded in Celsius TEMP: <u>3°C</u>
4 Daily check performed and passed on IR temperature gun?	<input checked="" type="checkbox"/>	<input checked="" type="checkbox"/>	<input checked="" type="checkbox"/>	Temperature Device Serial #: <u>IR1-23</u> Secondary Temperature Device Serial # (If Applicable): _____
5 Sample containers intact and sealed?	<input checked="" type="checkbox"/>	<input checked="" type="checkbox"/>	<input checked="" type="checkbox"/>	Circle Applicable: Seals broken Damaged container Leaking container Other (describe)
6 Samples requiring chemical preservation at proper pH?	<input checked="" type="checkbox"/>	<input checked="" type="checkbox"/>	<input checked="" type="checkbox"/>	Sample ID's and Containers Affected: _____
7 Do any samples require Volatile Analysis?	<input checked="" type="checkbox"/>	<input checked="" type="checkbox"/>	<input checked="" type="checkbox"/>	If Preservation added, Lot#: _____ If Yes, are Encores or Soil Kits present for solids? Yes ___ No ___ NA ___ (If yes, take to VOA Freezer) Do liquid VOA vials contain acid preservation? Yes ___ No ___ NA ___ (If unknown, select No) Are liquid VOA vials free of headspace? Yes ___ No ___ NA ___ Sample ID's and containers affected: _____
8 Samples received within holding time?	<input checked="" type="checkbox"/>	<input checked="" type="checkbox"/>	<input checked="" type="checkbox"/>	ID's and tests affected: _____
9 Sample ID's on COC match ID's on bottles?	<input checked="" type="checkbox"/>	<input checked="" type="checkbox"/>	<input checked="" type="checkbox"/>	ID's and containers affected: _____
10 Date & time on COC match date & time on bottles?	<input checked="" type="checkbox"/>	<input checked="" type="checkbox"/>	<input checked="" type="checkbox"/>	Circle Applicable: No dates on containers No times on containers COC missing info Other (describe)
11 Number of containers received match number indicated on COC?	<input checked="" type="checkbox"/>	<input checked="" type="checkbox"/>	<input checked="" type="checkbox"/>	Circle Applicable: No container count on COC Other (describe)
12 Are sample containers identifiable as GEL provided by use of GEL labels?	<input checked="" type="checkbox"/>	<input checked="" type="checkbox"/>	<input checked="" type="checkbox"/>	
13 COC form is properly signed in relinquished/received sections?	<input checked="" type="checkbox"/>	<input checked="" type="checkbox"/>	<input checked="" type="checkbox"/>	Circle Applicable: Not relinquished Other (describe)

Comments (Use Continuation Form if needed):

PM (or PMA) review: Initials JW Date 9/30/23 Page 1 of 1

List of current GEL Certifications as of 26 October 2023

State	Certification
Alabama	42200
Alaska	17-018
Alaska Drinking Water	SC00012
Arkansas	88-00651
CLIA	42D0904046
California	2940
Colorado	SC00012
Connecticut	PH-0169
DoD ELAP/ ISO17025 A2LA	2567.01
Florida NELAP	E87156
Foreign Soils Permit	P330-15-00283, P330-15-00253
Georgia	SC00012
Georgia SDWA	967
Hawaii	SC00012
Idaho	SC00012
Illinois NELAP	200029
Indiana	C-SC-01
Kansas NELAP	E-10332
Kentucky SDWA	KY90129
Kentucky Wastewater	KY90129
Louisiana Drinking Water	LA024
Louisiana NELAP	03046 (AI33904)
Maine	2023019
Maryland	270
Massachusetts	M-SC012
Massachusetts PFAS Approv	Letter
Michigan	9976
Mississippi	SC00012
Nebraska	NE-OS-26-13
Nevada	SC000122024-04
New Hampshire NELAP	2054
New Jersey NELAP	SC002
New Mexico	SC00012
New York NELAP	11501
North Carolina	233
North Carolina SDWA	45709
North Dakota	R-158
Oklahoma	2023-152
Pennsylvania NELAP	68-00485
Puerto Rico	SC00012
S. Carolina Radiochem	10120002
Sanitation Districts of L	9255651
South Carolina Chemistry	10120001
Tennessee	TN 02934
Texas NELAP	T104704235-23-21
Utah NELAP	SC000122022-37
Vermont	VT87156
Virginia NELAP	460202
Washington	C780

ANALYTICAL REPORT

PREPARED FOR

Attn: Linda Williams
South Carolina Public Service Authority
Santee Cooper
PO BOX 2946101
Moncks Corner, South Carolina 29461-2901

Generated 7/14/2023 2:17:57 PM

JOB DESCRIPTION

125915/JM02.08.G01.1/36500

JOB NUMBER

680-237587-1


Eurofins Savannah

Job Notes

This report may not be reproduced except in full, and with written approval from the laboratory. The results relate only to the samples tested. For questions please contact the Project Manager at the e-mail address or telephone number listed on this page.

The test results in this report relate only to the samples as received by the laboratory and will meet all requirements of the methodology, with any exceptions noted. This report shall not be reproduced except in full, without the express written approval of the laboratory. All questions should be directed to the Eurofins Environment Testing Southeast, LLC Project Manager.

Authorization



Generated
7/14/2023 2:17:57 PM

Authorized for release by
Jerry Lanier, Project Manager I
Jerry.Lanier@et.eurofinsus.com
(912)250-0281

Table of Contents

Cover Page	1
Table of Contents	3
Case Narrative	4
Sample Summary	5
Method Summary	6
Definitions	7
Detection Summary	8
Client Sample Results	9
QC Sample Results	18
QC Association	19
Chronicle	20
Chain of Custody	22
Receipt Checklists	23
Certification Summary	24



Case Narrative

Client: South Carolina Public Service Authority
Project/Site: 125915/JM02.08.G01.1/36500

Job ID: 680-237587-1

Job ID: 680-237587-1

Laboratory: Eurofins Savannah

Narrative

Job Narrative
680-237587-1

Receipt

The samples were received on 7/12/2023 10:03 AM. Unless otherwise noted below, the samples arrived in good condition, and, where required, properly preserved and on ice. The temperature of the cooler at receipt time was 24.4°C

Metals

No additional analytical or quality issues were noted, other than those described above or in the Definitions/ Glossary page.

- 1
- 2
- 3
- 4
- 5
- 6
- 7
- 8
- 9
- 10
- 11
- 12
- 13
- 14

Sample Summary

Client: South Carolina Public Service Authority
Project/Site: 125915/JM02.08.G01.1/36500

Job ID: 680-237587-1

Lab Sample ID	Client Sample ID	Matrix	Collected	Received
680-237587-1	AF68758	GW	07/06/23 09:47	07/12/23 10:03
680-237587-2	AF68759	GW	07/06/23 09:52	07/12/23 10:03
680-237587-3	AF68736	GW	07/06/23 11:21	07/12/23 10:03
680-237587-4	AF68753	GW	07/06/23 13:08	07/12/23 10:03
680-237587-5	AF68754	GW	07/06/23 13:13	07/12/23 10:03
680-237587-6	AF68752	GW	07/06/23 14:09	07/12/23 10:03
680-237587-7	AF68739	GW	07/05/23 10:44	07/12/23 10:03
680-237587-8	AF68755	GW	07/05/23 09:35	07/12/23 10:03
680-237587-9	AF68756	GW	07/05/23 11:39	07/12/23 10:03

- 1
- 2
- 3
- 4
- 5
- 6
- 7
- 8
- 9
- 10
- 11
- 12
- 13
- 14

Method Summary

Client: South Carolina Public Service Authority
Project/Site: 125915/JM02.08.G01.1/36500

Job ID: 680-237587-1

Method	Method Description	Protocol	Laboratory
7470A	Mercury (CVAA)	SW846	EET SAV
7470A	Preparation, Mercury	SW846	EET SAV

Protocol References:

SW846 = "Test Methods For Evaluating Solid Waste, Physical/Chemical Methods", Third Edition, November 1986 And Its Updates.

Laboratory References:

EET SAV = Eurofins Savannah, 5102 LaRoche Avenue, Savannah, GA 31404, TEL (912)354-7858

- 1
- 2
- 3
- 4
- 5
- 6
- 7
- 8
- 9
- 10
- 11
- 12
- 13
- 14

Definitions/Glossary

Client: South Carolina Public Service Authority
Project/Site: 125915/JM02.08.G01.1/36500

Job ID: 680-237587-1

Qualifiers

Metals	
Qualifier	Qualifier Description
U	Indicates the analyte was analyzed for but not detected.

Glossary

Abbreviation	These commonly used abbreviations may or may not be present in this report.
α	Listed under the "D" column to designate that the result is reported on a dry weight basis
%R	Percent Recovery
CFL	Contains Free Liquid
CFU	Colony Forming Unit
CNF	Contains No Free Liquid
DER	Duplicate Error Ratio (normalized absolute difference)
Dil Fac	Dilution Factor
DL	Detection Limit (DoD/DOE)
DL, RA, RE, IN	Indicates a Dilution, Re-analysis, Re-extraction, or additional Initial metals/anion analysis of the sample
DLC	Decision Level Concentration (Radiochemistry)
EDL	Estimated Detection Limit (Dioxin)
LOD	Limit of Detection (DoD/DOE)
LOQ	Limit of Quantitation (DoD/DOE)
MCL	EPA recommended "Maximum Contaminant Level"
MDA	Minimum Detectable Activity (Radiochemistry)
MDC	Minimum Detectable Concentration (Radiochemistry)
MDL	Method Detection Limit
ML	Minimum Level (Dioxin)
MPN	Most Probable Number
MQL	Method Quantitation Limit
NC	Not Calculated
ND	Not Detected at the reporting limit (or MDL or EDL if shown)
NEG	Negative / Absent
POS	Positive / Present
PQL	Practical Quantitation Limit
PRES	Presumptive
QC	Quality Control
RER	Relative Error Ratio (Radiochemistry)
RL	Reporting Limit or Requested Limit (Radiochemistry)
RPD	Relative Percent Difference, a measure of the relative difference between two points
TEF	Toxicity Equivalent Factor (Dioxin)
TEQ	Toxicity Equivalent Quotient (Dioxin)
TNTC	Too Numerous To Count

Detection Summary

Client: South Carolina Public Service Authority
Project/Site: 125915/JM02.08.G01.1/36500

Job ID: 680-237587-1

Client Sample ID: AF68758

Lab Sample ID: 680-237587-1

No Detections.

Client Sample ID: AF68759

Lab Sample ID: 680-237587-2

No Detections.

Client Sample ID: AF68736

Lab Sample ID: 680-237587-3

No Detections.

Client Sample ID: AF68753

Lab Sample ID: 680-237587-4

No Detections.

Client Sample ID: AF68754

Lab Sample ID: 680-237587-5

No Detections.

Client Sample ID: AF68752

Lab Sample ID: 680-237587-6

No Detections.

Client Sample ID: AF68739

Lab Sample ID: 680-237587-7

No Detections.

Client Sample ID: AF68755

Lab Sample ID: 680-237587-8

No Detections.

Client Sample ID: AF68756

Lab Sample ID: 680-237587-9

No Detections.

This Detection Summary does not include radiochemical test results.

Eurofins Savannah

Client Sample Results

Client: South Carolina Public Service Authority
Project/Site: 125915/JM02.08.G01.1/36500

Job ID: 680-237587-1

Client Sample ID: AF68758

Lab Sample ID: 680-237587-1

Date Collected: 07/06/23 09:47

Matrix: GW

Date Received: 07/12/23 10:03

Method: SW846 7470A - Mercury (CVAA)

Analyte	Result	Qualifier	RL	MDL	Unit	D	Prepared	Analyzed	Dil Fac
Mercury	0.200	U	0.200		ug/L		07/14/23 08:42	07/14/23 14:32	1

- 1
- 2
- 3
- 4
- 5
- 6
- 7
- 8
- 9
- 10
- 11
- 12
- 13
- 14

Client Sample Results

Client: South Carolina Public Service Authority
Project/Site: 125915/JM02.08.G01.1/36500

Job ID: 680-237587-1

Client Sample ID: AF68759

Lab Sample ID: 680-237587-2

Date Collected: 07/06/23 09:52

Matrix: GW

Date Received: 07/12/23 10:03

Method: SW846 7470A - Mercury (CVAA)

Analyte	Result	Qualifier	RL	MDL	Unit	D	Prepared	Analyzed	Dil Fac
Mercury	0.200	U	0.200		ug/L		07/14/23 08:42	07/14/23 14:37	1

- 1
- 2
- 3
- 4
- 5
- 6
- 7
- 8
- 9
- 10
- 11
- 12
- 13
- 14

Client Sample Results

Client: South Carolina Public Service Authority
Project/Site: 125915/JM02.08.G01.1/36500

Job ID: 680-237587-1

Client Sample ID: AF68736

Lab Sample ID: 680-237587-3

Date Collected: 07/06/23 11:21

Matrix: GW

Date Received: 07/12/23 10:03

Method: SW846 7470A - Mercury (CVAA)

Analyte	Result	Qualifier	RL	MDL	Unit	D	Prepared	Analyzed	Dil Fac
Mercury	0.200	U	0.200		ug/L		07/14/23 08:42	07/14/23 14:38	1

- 1
- 2
- 3
- 4
- 5
- 6
- 7
- 8
- 9
- 10
- 11
- 12
- 13
- 14

Client Sample Results

Client: South Carolina Public Service Authority
Project/Site: 125915/JM02.08.G01.1/36500

Job ID: 680-237587-1

Client Sample ID: AF68753

Lab Sample ID: 680-237587-4

Date Collected: 07/06/23 13:08

Matrix: GW

Date Received: 07/12/23 10:03

Method: SW846 7470A - Mercury (CVAA)

Analyte	Result	Qualifier	RL	MDL	Unit	D	Prepared	Analyzed	Dil Fac
Mercury	0.200	U	0.200		ug/L		07/14/23 08:42	07/14/23 14:40	1

- 1
- 2
- 3
- 4
- 5
- 6
- 7
- 8
- 9
- 10
- 11
- 12
- 13
- 14

Client Sample Results

Client: South Carolina Public Service Authority
Project/Site: 125915/JM02.08.G01.1/36500

Job ID: 680-237587-1

Client Sample ID: AF68754

Lab Sample ID: 680-237587-5

Date Collected: 07/06/23 13:13

Matrix: GW

Date Received: 07/12/23 10:03

Method: SW846 7470A - Mercury (CVAA)

Analyte	Result	Qualifier	RL	MDL	Unit	D	Prepared	Analyzed	Dil Fac
Mercury	0.200	U	0.200		ug/L		07/14/23 08:42	07/14/23 14:41	1

- 1
- 2
- 3
- 4
- 5
- 6
- 7
- 8
- 9
- 10
- 11
- 12
- 13
- 14

Client Sample Results

Client: South Carolina Public Service Authority
Project/Site: 125915/JM02.08.G01.1/36500

Job ID: 680-237587-1

Client Sample ID: AF68752

Lab Sample ID: 680-237587-6

Date Collected: 07/06/23 14:09

Matrix: GW

Date Received: 07/12/23 10:03

Method: SW846 7470A - Mercury (CVAA)

Analyte	Result	Qualifier	RL	MDL	Unit	D	Prepared	Analyzed	Dil Fac
Mercury	0.200	U	0.200		ug/L		07/14/23 08:42	07/14/23 14:43	1

- 1
- 2
- 3
- 4
- 5
- 6
- 7
- 8
- 9
- 10
- 11
- 12
- 13
- 14

Client Sample Results

Client: South Carolina Public Service Authority
Project/Site: 125915/JM02.08.G01.1/36500

Job ID: 680-237587-1

Client Sample ID: AF68739

Lab Sample ID: 680-237587-7

Date Collected: 07/05/23 10:44

Matrix: GW

Date Received: 07/12/23 10:03

Method: SW846 7470A - Mercury (CVAA)

Analyte	Result	Qualifier	RL	MDL	Unit	D	Prepared	Analyzed	Dil Fac
Mercury	0.200	U	0.200		ug/L		07/14/23 08:42	07/14/23 14:48	1

- 1
- 2
- 3
- 4
- 5
- 6
- 7
- 8
- 9
- 10
- 11
- 12
- 13
- 14

Client Sample Results

Client: South Carolina Public Service Authority
Project/Site: 125915/JM02.08.G01.1/36500

Job ID: 680-237587-1

Client Sample ID: AF68755

Lab Sample ID: 680-237587-8

Date Collected: 07/05/23 09:35

Matrix: GW

Date Received: 07/12/23 10:03

Method: SW846 7470A - Mercury (CVAA)

Analyte	Result	Qualifier	RL	MDL	Unit	D	Prepared	Analyzed	Dil Fac
Mercury	0.200	U	0.200		ug/L		07/14/23 08:42	07/14/23 14:49	1

- 1
- 2
- 3
- 4
- 5
- 6
- 7
- 8
- 9
- 10
- 11
- 12
- 13
- 14

Client Sample Results

Client: South Carolina Public Service Authority
Project/Site: 125915/JM02.08.G01.1/36500

Job ID: 680-237587-1

Client Sample ID: AF68756

Lab Sample ID: 680-237587-9

Date Collected: 07/05/23 11:39

Matrix: GW

Date Received: 07/12/23 10:03

Method: SW846 7470A - Mercury (CVAA)

Analyte	Result	Qualifier	RL	MDL	Unit	D	Prepared	Analyzed	Dil Fac
Mercury	0.200	U	0.200		ug/L		07/14/23 08:42	07/14/23 14:51	1

- 1
- 2
- 3
- 4
- 5
- 6
- 7
- 8
- 9
- 10
- 11
- 12
- 13
- 14

QC Sample Results

Client: South Carolina Public Service Authority
 Project/Site: 125915/JM02.08.G01.1/36500

Job ID: 680-237587-1

Method: 7470A - Mercury (CVAA)

Lab Sample ID: MB 680-788246/1-A							Client Sample ID: Method Blank				
Matrix: Water							Prep Type: Total/NA				
Analysis Batch: 788395							Prep Batch: 788246				
Analyte	MB Result	MB Qualifier	RL	MDL	Unit	D	Prepared	Analyzed	Dil Fac		
Mercury	0.200	U	0.200		ug/L		07/14/23 08:42	07/14/23 14:29	1		

Lab Sample ID: LCS 680-788246/2-A							Client Sample ID: Lab Control Sample				
Matrix: Water							Prep Type: Total/NA				
Analysis Batch: 788395							Prep Batch: 788246				
Analyte	Spike Added		LCS Result	LCS Qualifier	Unit	D	%Rec	%Rec Limits			
Mercury	2.50		2.658		ug/L		106	80 - 120			

Lab Sample ID: 680-237587-1 MS							Client Sample ID: AF68758				
Matrix: GW							Prep Type: Total/NA				
Analysis Batch: 788395							Prep Batch: 788246				
Analyte	Sample Result	Sample Qualifier	Spike Added	MS Result	MS Qualifier	Unit	D	%Rec	%Rec Limits		
Mercury	0.200	U	1.00	1.036		ug/L		104	80 - 120		

Lab Sample ID: 680-237587-1 MSD							Client Sample ID: AF68758				
Matrix: GW							Prep Type: Total/NA				
Analysis Batch: 788395							Prep Batch: 788246				
Analyte	Sample Result	Sample Qualifier	Spike Added	MSD Result	MSD Qualifier	Unit	D	%Rec	%Rec Limits	RPD	Limit
Mercury	0.200	U	1.00	1.022		ug/L		102	80 - 120	1	20

QC Association Summary

Client: South Carolina Public Service Authority
Project/Site: 125915/JM02.08.G01.1/36500

Job ID: 680-237587-1

Metals

Prep Batch: 788246

Lab Sample ID	Client Sample ID	Prep Type	Matrix	Method	Prep Batch
680-237587-1	AF68758	Total/NA	GW	7470A	
680-237587-2	AF68759	Total/NA	GW	7470A	
680-237587-3	AF68736	Total/NA	GW	7470A	
680-237587-4	AF68753	Total/NA	GW	7470A	
680-237587-5	AF68754	Total/NA	GW	7470A	
680-237587-6	AF68752	Total/NA	GW	7470A	
680-237587-7	AF68739	Total/NA	GW	7470A	
680-237587-8	AF68755	Total/NA	GW	7470A	
680-237587-9	AF68756	Total/NA	GW	7470A	
MB 680-788246/1-A	Method Blank	Total/NA	Water	7470A	
LCS 680-788246/2-A	Lab Control Sample	Total/NA	Water	7470A	
680-237587-1 MS	AF68758	Total/NA	GW	7470A	
680-237587-1 MSD	AF68758	Total/NA	GW	7470A	

Analysis Batch: 788395

Lab Sample ID	Client Sample ID	Prep Type	Matrix	Method	Prep Batch
680-237587-1	AF68758	Total/NA	GW	7470A	788246
680-237587-2	AF68759	Total/NA	GW	7470A	788246
680-237587-3	AF68736	Total/NA	GW	7470A	788246
680-237587-4	AF68753	Total/NA	GW	7470A	788246
680-237587-5	AF68754	Total/NA	GW	7470A	788246
680-237587-6	AF68752	Total/NA	GW	7470A	788246
680-237587-7	AF68739	Total/NA	GW	7470A	788246
680-237587-8	AF68755	Total/NA	GW	7470A	788246
680-237587-9	AF68756	Total/NA	GW	7470A	788246
MB 680-788246/1-A	Method Blank	Total/NA	Water	7470A	788246
LCS 680-788246/2-A	Lab Control Sample	Total/NA	Water	7470A	788246
680-237587-1 MS	AF68758	Total/NA	GW	7470A	788246
680-237587-1 MSD	AF68758	Total/NA	GW	7470A	788246

Lab Chronicle

Client: South Carolina Public Service Authority
Project/Site: 125915/JM02.08.G01.1/36500

Job ID: 680-237587-1

Client Sample ID: AF68758

Lab Sample ID: 680-237587-1

Date Collected: 07/06/23 09:47

Matrix: GW

Date Received: 07/12/23 10:03

Prep Type	Batch Type	Batch Method	Run	Dilution Factor	Batch Number	Analyst	Lab	Prepared or Analyzed
Total/NA	Prep	7470A			788246	DW	EET SAV	07/14/23 08:42
Total/NA	Analysis	7470A		1	788395	BCB	EET SAV	07/14/23 14:32

Client Sample ID: AF68759

Lab Sample ID: 680-237587-2

Date Collected: 07/06/23 09:52

Matrix: GW

Date Received: 07/12/23 10:03

Prep Type	Batch Type	Batch Method	Run	Dilution Factor	Batch Number	Analyst	Lab	Prepared or Analyzed
Total/NA	Prep	7470A			788246	DW	EET SAV	07/14/23 08:42
Total/NA	Analysis	7470A		1	788395	BCB	EET SAV	07/14/23 14:37

Client Sample ID: AF68736

Lab Sample ID: 680-237587-3

Date Collected: 07/06/23 11:21

Matrix: GW

Date Received: 07/12/23 10:03

Prep Type	Batch Type	Batch Method	Run	Dilution Factor	Batch Number	Analyst	Lab	Prepared or Analyzed
Total/NA	Prep	7470A			788246	DW	EET SAV	07/14/23 08:42
Total/NA	Analysis	7470A		1	788395	BCB	EET SAV	07/14/23 14:38

Client Sample ID: AF68753

Lab Sample ID: 680-237587-4

Date Collected: 07/06/23 13:08

Matrix: GW

Date Received: 07/12/23 10:03

Prep Type	Batch Type	Batch Method	Run	Dilution Factor	Batch Number	Analyst	Lab	Prepared or Analyzed
Total/NA	Prep	7470A			788246	DW	EET SAV	07/14/23 08:42
Total/NA	Analysis	7470A		1	788395	BCB	EET SAV	07/14/23 14:40

Client Sample ID: AF68754

Lab Sample ID: 680-237587-5

Date Collected: 07/06/23 13:13

Matrix: GW

Date Received: 07/12/23 10:03

Prep Type	Batch Type	Batch Method	Run	Dilution Factor	Batch Number	Analyst	Lab	Prepared or Analyzed
Total/NA	Prep	7470A			788246	DW	EET SAV	07/14/23 08:42
Total/NA	Analysis	7470A		1	788395	BCB	EET SAV	07/14/23 14:41

Client Sample ID: AF68752

Lab Sample ID: 680-237587-6

Date Collected: 07/06/23 14:09

Matrix: GW

Date Received: 07/12/23 10:03

Prep Type	Batch Type	Batch Method	Run	Dilution Factor	Batch Number	Analyst	Lab	Prepared or Analyzed
Total/NA	Prep	7470A			788246	DW	EET SAV	07/14/23 08:42
Total/NA	Analysis	7470A		1	788395	BCB	EET SAV	07/14/23 14:43

Lab Chronicle

Client: South Carolina Public Service Authority
 Project/Site: 125915/JM02.08.G01.1/36500

Job ID: 680-237587-1

Client Sample ID: AF68739

Lab Sample ID: 680-237587-7

Date Collected: 07/05/23 10:44

Matrix: GW

Date Received: 07/12/23 10:03

Prep Type	Batch Type	Batch Method	Run	Dilution Factor	Batch Number	Batch Analyst	Lab	Prepared or Analyzed
Total/NA	Prep	7470A			788246	DW	EET SAV	07/14/23 08:42
Total/NA	Analysis	7470A		1	788395	BCB	EET SAV	07/14/23 14:48

Client Sample ID: AF68755

Lab Sample ID: 680-237587-8

Date Collected: 07/05/23 09:35

Matrix: GW

Date Received: 07/12/23 10:03

Prep Type	Batch Type	Batch Method	Run	Dilution Factor	Batch Number	Batch Analyst	Lab	Prepared or Analyzed
Total/NA	Prep	7470A			788246	DW	EET SAV	07/14/23 08:42
Total/NA	Analysis	7470A		1	788395	BCB	EET SAV	07/14/23 14:49

Client Sample ID: AF68756

Lab Sample ID: 680-237587-9

Date Collected: 07/05/23 11:39

Matrix: GW

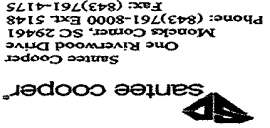
Date Received: 07/12/23 10:03

Prep Type	Batch Type	Batch Method	Run	Dilution Factor	Batch Number	Batch Analyst	Lab	Prepared or Analyzed
Total/NA	Prep	7470A			788246	DW	EET SAV	07/14/23 08:42
Total/NA	Analysis	7470A		1	788395	BCB	EET SAV	07/14/23 14:51

Laboratory References:

EET SAV = Eurofins Savannah, 5102 LaRoche Avenue, Savannah, GA 31404, TEL (912)354-7858





Customer Email/Report Recipient: lcvillia@santecooper.com Date Results Needed by: Project/Task/Unit #: 125915 / JMO2.08.601.1 / 36500

Re-run request for any flagged QC: (Yes) No

Labwork ID #	Sample Location/Description	Collection Date	Collection Time	Sample Collector	Total # of containers	Bottle type: (Glass-G/Plastic-P)	Grab (g) or Composite (C)	Matrix(see below)	Preservative(see below)	Method #	Reporting limit	Misc. sample info	Any other notes
AF68758	WLF-A2-6	7/6/23	0947	WJK	1	G	G	GW	2				
59	WLF-A2-6 DUP		0952										
36	WAF-19		1121										
AF68753	WLF-A1-4		1308										
54	WLF-A1-4 DUP		1313										
52	WLF-A1-3		1409										
DAF68739	WAF-22	7/5/23	1044										
AF68735	WAF-18		0935										
56	WLF-A2-1		1139										

Page 22 of 24

Received by:	Employee #	Date	Time	Received by:	Employee #	Date	Time
Shannon	55514	7/11/23	1200				

Correct pH: Yes No
Preservative Lot#: _____
Date/Time/Unit for preservative: _____

Sample Receiving (Internal Use Only) TEMP (C): _____ Initial: _____

Oil <input type="checkbox"/> Trans. Oil Qual. <input type="checkbox"/> % Moisture <input type="checkbox"/> Color <input type="checkbox"/> Acidity <input type="checkbox"/> Inherent Strength <input type="checkbox"/> FT <input type="checkbox"/> Dissolved Gases <input type="checkbox"/> Used Oil <input type="checkbox"/> Flashpoint <input type="checkbox"/> Metals in oil <input type="checkbox"/> (As, Cd, Cr, Ni, Pb, Hg) <input type="checkbox"/> COTR	Flvash <input type="checkbox"/> Ammonia <input type="checkbox"/> LOI <input type="checkbox"/> % Carbon <input type="checkbox"/> Mineral <input type="checkbox"/> Analysis <input type="checkbox"/> Sieve <input type="checkbox"/> % Moisture NPDES	Coal <input type="checkbox"/> Ultimate <input type="checkbox"/> % Moisture <input type="checkbox"/> Ash <input type="checkbox"/> Sulfur <input type="checkbox"/> BTUs <input type="checkbox"/> Volatile Matter <input type="checkbox"/> Other Tests: <input type="checkbox"/> XRF Scan <input type="checkbox"/> HGI	Gypsum <input type="checkbox"/> Wallboard <input type="checkbox"/> Gypsum(all below) <input type="checkbox"/> AIM <input type="checkbox"/> TOC <input type="checkbox"/> Total metals <input type="checkbox"/> Soluble Metals <input type="checkbox"/> Purity (CaSO4) <input type="checkbox"/> % Moisture <input type="checkbox"/> Sulfates <input type="checkbox"/> pH <input type="checkbox"/> Chloride <input type="checkbox"/> Particle	MISC. <input type="checkbox"/> Naphthalene <input type="checkbox"/> THM/HAA <input type="checkbox"/> VOC <input type="checkbox"/> Oil & Grease <input type="checkbox"/> E. Coli <input type="checkbox"/> Total Coliform <input type="checkbox"/> pH <input type="checkbox"/> Dissolved As <input type="checkbox"/> Dissolved Fe <input type="checkbox"/> Rad 226 <input type="checkbox"/> Rad 228 <input type="checkbox"/> PCB	Nutrients <input type="checkbox"/> TOC <input type="checkbox"/> DOC <input type="checkbox"/> TP/TP04 <input type="checkbox"/> NH3-N <input type="checkbox"/> F <input type="checkbox"/> Cl <input type="checkbox"/> NO2 <input type="checkbox"/> Br <input type="checkbox"/> NO3 <input type="checkbox"/> SO4	METALS (all) <input type="checkbox"/> Ag <input type="checkbox"/> Cu <input type="checkbox"/> Se <input type="checkbox"/> Fe <input type="checkbox"/> K <input type="checkbox"/> Sn <input type="checkbox"/> Li <input type="checkbox"/> Sr <input type="checkbox"/> Mg <input type="checkbox"/> Ti <input type="checkbox"/> Mn <input type="checkbox"/> Mo <input type="checkbox"/> Na <input type="checkbox"/> Ni <input type="checkbox"/> Pb <input type="checkbox"/> Cr
---	--	---	---	---	--	--

Barcode: 680-237587 Chain of Custody

Matrix codes: GW-groundwater, DW-drinking water, SW-surface water, WW-waste water, L-limestone, O-oil, S-Soil, SL-solid, C-coal, G-gypsum, FA-flyash, BA-bottom ash, M-misc (describe in comment section)
 Preservative code: 1=<4°C, 2=HNO3, 3=H2SO4, 4=HCl, 5=Na2S2O3, 6=Other (Specify)

Login Sample Receipt Checklist

Client: South Carolina Public Service Authority

Job Number: 680-237587-1

Login Number: 237587

List Source: Eurofins Savannah

List Number: 1

Creator: Padayao, Abigail

Question	Answer	Comment
Radioactivity wasn't checked or is <=/ background as measured by a survey meter.	N/A	
The cooler's custody seal, if present, is intact.	True	
Sample custody seals, if present, are intact.	True	
The cooler or samples do not appear to have been compromised or tampered with.	True	
Samples were received on ice.	False	Thermal preservation not required.
Cooler Temperature is acceptable.	True	
Cooler Temperature is recorded.	True	
COC is present.	True	
COC is filled out in ink and legible.	True	
COC is filled out with all pertinent information.	True	
Is the Field Sampler's name present on COC?	True	
There are no discrepancies between the containers received and the COC.	True	
Samples are received within Holding Time (excluding tests with immediate HTs)	True	
Sample containers have legible labels.	True	
Containers are not broken or leaking.	True	
Sample collection date/times are provided.	True	
Appropriate sample containers are used.	True	
Sample bottles are completely filled.	True	
Sample Preservation Verified.	True	
There is sufficient vol. for all requested analyses, incl. any requested MS/MSDs	True	
Containers requiring zero headspace have no headspace or bubble is <6mm (1/4").	True	
Multiphasic samples are not present.	True	
Samples do not require splitting or compositing.	True	
Residual Chlorine Checked.	N/A	

Accreditation/Certification Summary

Client: South Carolina Public Service Authority
Project/Site: 125915/JM02.08.G01.1/36500

Job ID: 680-237587-1

Laboratory: Eurofins Savannah

The accreditations/certifications listed below are applicable to this report.

Authority	Program	Identification Number	Expiration Date
South Carolina	State	98001	06-30-23 *

- 1
- 2
- 3
- 4
- 5
- 6
- 7
- 8
- 9
- 10
- 11
- 12
- 13
- 14

* Accreditation/Certification renewal pending - accreditation/certification considered valid.

ANALYTICAL REPORT

PREPARED FOR

Attn: Linda Williams
South Carolina Public Service Authority
Santee Cooper
PO BOX 2946101
Moncks Corner, South Carolina 29461-2901

Generated 10/6/2023 1:08:33 PM

JOB DESCRIPTION

125915/JM02.09.G01.1/36500

JOB NUMBER

680-241003-1


Eurofins Savannah

Job Notes

This report may not be reproduced except in full, and with written approval from the laboratory. The results relate only to the samples tested. For questions please contact the Project Manager at the e-mail address or telephone number listed on this page.

The test results in this report relate only to the samples as received by the laboratory and will meet all requirements of the methodology, with any exceptions noted. This report shall not be reproduced except in full, without the express written approval of the laboratory. All questions should be directed to the Eurofins Environment Testing Southeast, LLC Project Manager.

Authorization



Generated
10/6/2023 1:08:33 PM

Authorized for release by
Jerry Lanier, Project Manager I
Jerry.Lanier@et.eurofinsus.com
(912)250-0281

Table of Contents

Cover Page	1
Table of Contents	3
Case Narrative	4
Sample Summary	5
Method Summary	6
Definitions	7
Detection Summary	8
Client Sample Results	9
QC Sample Results	13
QC Association	14
Chronicle	15
Chain of Custody	16
Receipt Checklists	17
Certification Summary	18



Case Narrative

Client: South Carolina Public Service Authority
Project/Site: 125915/JM02.09.G01.1/36500

Job ID: 680-241003-1

Job ID: 680-241003-1

Laboratory: Eurofins Savannah

Narrative

Job Narrative 680-241003-1

Analytical test results meet all requirements of the associated regulatory program listed on the Accreditation/Certification Summary Page unless otherwise noted under the individual analysis. Data qualifiers are applied to indicate exceptions. Noncompliant quality control (QC) is further explained in narrative comments.

Matrix QC may not be reported if insufficient sample or site-specific QC samples were not submitted. In these situations, to demonstrate precision and accuracy at a batch level, a LCS/LCSD may be performed, unless otherwise specified in the method. Surrogate and/or isotope dilution analyte recoveries (if applicable) which are outside of the QC window are confirmed unless attributed to a dilution or otherwise noted in the narrative.

Regulated compliance samples (e.g. SDWA, NPDES) must comply with the associated agency requirements/permits.

Receipt

The samples were received on 9/29/2023 10:22 AM. Unless otherwise noted below, the samples arrived in good condition, and, where required, properly preserved and on ice. The temperature of the cooler at receipt time was 21.3°C

Metals

No additional analytical or quality issues were noted, other than those described above or in the Definitions/ Glossary page.



Sample Summary

Client: South Carolina Public Service Authority
Project/Site: 125915/JM02.09.G01.1/36500

Job ID: 680-241003-1

Lab Sample ID	Client Sample ID	Matrix	Collected	Received
680-241003-1	AF79064	GW	09/26/23 12:13	09/29/23 10:22
680-241003-2	AF79065	GW	09/27/23 10:49	09/29/23 10:22
680-241003-3	AF79066	GW	09/27/23 10:54	09/29/23 10:22
680-241003-4	AF79067	GW	09/27/23 13:19	09/29/23 10:22

- 1
- 2
- 3
- 4
- 5
- 6
- 7
- 8
- 9
- 10
- 11
- 12
- 13
- 14

Method Summary

Client: South Carolina Public Service Authority
Project/Site: 125915/JM02.09.G01.1/36500

Job ID: 680-241003-1

Method	Method Description	Protocol	Laboratory
7470A	Mercury (CVAA)	SW846	EET SAV
7470A	Preparation, Mercury	SW846	EET SAV

Protocol References:

SW846 = "Test Methods For Evaluating Solid Waste, Physical/Chemical Methods", Third Edition, November 1986 And Its Updates.

Laboratory References:

EET SAV = Eurofins Savannah, 5102 LaRoche Avenue, Savannah, GA 31404, TEL (912)354-7858

- 1
- 2
- 3
- 4
- 5
- 6
- 7
- 8
- 9
- 10
- 11
- 12
- 13
- 14

Definitions/Glossary

Client: South Carolina Public Service Authority
Project/Site: 125915/JM02.09.G01.1/36500

Job ID: 680-241003-1

Qualifiers

Metals	
Qualifier	Qualifier Description
U	Indicates the analyte was analyzed for but not detected.

Glossary

Abbreviation	These commonly used abbreviations may or may not be present in this report.
α	Listed under the "D" column to designate that the result is reported on a dry weight basis
%R	Percent Recovery
CFL	Contains Free Liquid
CFU	Colony Forming Unit
CNF	Contains No Free Liquid
DER	Duplicate Error Ratio (normalized absolute difference)
Dil Fac	Dilution Factor
DL	Detection Limit (DoD/DOE)
DL, RA, RE, IN	Indicates a Dilution, Re-analysis, Re-extraction, or additional Initial metals/anion analysis of the sample
DLC	Decision Level Concentration (Radiochemistry)
EDL	Estimated Detection Limit (Dioxin)
LOD	Limit of Detection (DoD/DOE)
LOQ	Limit of Quantitation (DoD/DOE)
MCL	EPA recommended "Maximum Contaminant Level"
MDA	Minimum Detectable Activity (Radiochemistry)
MDC	Minimum Detectable Concentration (Radiochemistry)
MDL	Method Detection Limit
ML	Minimum Level (Dioxin)
MPN	Most Probable Number
MQL	Method Quantitation Limit
NC	Not Calculated
ND	Not Detected at the reporting limit (or MDL or EDL if shown)
NEG	Negative / Absent
POS	Positive / Present
PQL	Practical Quantitation Limit
PRES	Presumptive
QC	Quality Control
RER	Relative Error Ratio (Radiochemistry)
RL	Reporting Limit or Requested Limit (Radiochemistry)
RPD	Relative Percent Difference, a measure of the relative difference between two points
TEF	Toxicity Equivalent Factor (Dioxin)
TEQ	Toxicity Equivalent Quotient (Dioxin)
TNTC	Too Numerous To Count

Detection Summary

Client: South Carolina Public Service Authority
Project/Site: 125915/JM02.09.G01.1/36500

Job ID: 680-241003-1

Client Sample ID: AF79064

Lab Sample ID: 680-241003-1

No Detections.

Client Sample ID: AF79065

Lab Sample ID: 680-241003-2

No Detections.

Client Sample ID: AF79066

Lab Sample ID: 680-241003-3

No Detections.

Client Sample ID: AF79067

Lab Sample ID: 680-241003-4

No Detections.

- 1
- 2
- 3
- 4
- 5
- 6
- 7
- 8
- 9
- 10
- 11
- 12
- 13
- 14

This Detection Summary does not include radiochemical test results.

Eurofins Savannah

Client Sample Results

Client: South Carolina Public Service Authority
Project/Site: 125915/JM02.09.G01.1/36500

Job ID: 680-241003-1

Client Sample ID: AF79064

Lab Sample ID: 680-241003-1

Date Collected: 09/26/23 12:13

Matrix: GW

Date Received: 09/29/23 10:22

Method: SW846 7470A - Mercury (CVAA)

Analyte	Result	Qualifier	RL	MDL	Unit	D	Prepared	Analyzed	Dil Fac
Mercury	0.200	U	0.200		ug/L		10/03/23 12:11	10/03/23 16:36	1

- 1
- 2
- 3
- 4
- 5
- 6
- 7
- 8
- 9
- 10
- 11
- 12
- 13
- 14

Client Sample Results

Client: South Carolina Public Service Authority
Project/Site: 125915/JM02.09.G01.1/36500

Job ID: 680-241003-1

Client Sample ID: AF79065

Lab Sample ID: 680-241003-2

Date Collected: 09/27/23 10:49

Matrix: GW

Date Received: 09/29/23 10:22

Method: SW846 7470A - Mercury (CVAA)

Analyte	Result	Qualifier	RL	MDL	Unit	D	Prepared	Analyzed	Dil Fac
Mercury	0.200	U	0.200		ug/L		10/03/23 12:11	10/03/23 16:38	1

- 1
- 2
- 3
- 4
- 5
- 6
- 7
- 8
- 9
- 10
- 11
- 12
- 13
- 14

Client Sample Results

Client: South Carolina Public Service Authority
Project/Site: 125915/JM02.09.G01.1/36500

Job ID: 680-241003-1

Client Sample ID: AF79066

Lab Sample ID: 680-241003-3

Date Collected: 09/27/23 10:54

Matrix: GW

Date Received: 09/29/23 10:22

Method: SW846 7470A - Mercury (CVAA)

Analyte	Result	Qualifier	RL	MDL	Unit	D	Prepared	Analyzed	Dil Fac
Mercury	0.200	U	0.200		ug/L		10/03/23 12:11	10/03/23 16:40	1

- 1
- 2
- 3
- 4
- 5
- 6
- 7
- 8
- 9
- 10
- 11
- 12
- 13
- 14

Client Sample Results

Client: South Carolina Public Service Authority
Project/Site: 125915/JM02.09.G01.1/36500

Job ID: 680-241003-1

Client Sample ID: AF79067

Lab Sample ID: 680-241003-4

Date Collected: 09/27/23 13:19

Matrix: GW

Date Received: 09/29/23 10:22

Method: SW846 7470A - Mercury (CVAA)

Analyte	Result	Qualifier	RL	MDL	Unit	D	Prepared	Analyzed	Dil Fac
Mercury	0.200	U	0.200		ug/L		10/03/23 12:11	10/03/23 16:43	1

- 1
- 2
- 3
- 4
- 5
- 6
- 7
- 8
- 9
- 10
- 11
- 12
- 13
- 14

QC Sample Results

Client: South Carolina Public Service Authority
 Project/Site: 125915/JM02.09.G01.1/36500

Job ID: 680-241003-1

Method: 7470A - Mercury (CVAA)

Lab Sample ID: MB 680-800807/1-A

Matrix: Water

Analysis Batch: 800852

Client Sample ID: Method Blank

Prep Type: Total/NA

Prep Batch: 800807

Analyte	MB Result	MB Qualifier	RL	MDL	Unit	D	Prepared	Analyzed	Dil Fac
Mercury	0.200	U	0.200		ug/L		10/03/23 12:11	10/03/23 16:32	1

Lab Sample ID: LCS 680-800807/2-A

Matrix: Water

Analysis Batch: 800852

Client Sample ID: Lab Control Sample

Prep Type: Total/NA

Prep Batch: 800807

Analyte	Spike Added	LCS Result	LCS Qualifier	Unit	D	%Rec	%Rec Limits
Mercury	2.50	2.613		ug/L		105	80 - 120



QC Association Summary

Client: South Carolina Public Service Authority
Project/Site: 125915/JM02.09.G01.1/36500

Job ID: 680-241003-1

Metals

Prep Batch: 800807

Lab Sample ID	Client Sample ID	Prep Type	Matrix	Method	Prep Batch
680-241003-1	AF79064	Total/NA	GW	7470A	
680-241003-2	AF79065	Total/NA	GW	7470A	
680-241003-3	AF79066	Total/NA	GW	7470A	
680-241003-4	AF79067	Total/NA	GW	7470A	
MB 680-800807/1-A	Method Blank	Total/NA	Water	7470A	
LCS 680-800807/2-A	Lab Control Sample	Total/NA	Water	7470A	

Analysis Batch: 800852

Lab Sample ID	Client Sample ID	Prep Type	Matrix	Method	Prep Batch
680-241003-1	AF79064	Total/NA	GW	7470A	800807
680-241003-2	AF79065	Total/NA	GW	7470A	800807
680-241003-3	AF79066	Total/NA	GW	7470A	800807
680-241003-4	AF79067	Total/NA	GW	7470A	800807
MB 680-800807/1-A	Method Blank	Total/NA	Water	7470A	800807
LCS 680-800807/2-A	Lab Control Sample	Total/NA	Water	7470A	800807

Lab Chronicle

Client: South Carolina Public Service Authority
 Project/Site: 125915/JM02.09.G01.1/36500

Job ID: 680-241003-1

Client Sample ID: AF79064

Lab Sample ID: 680-241003-1

Date Collected: 09/26/23 12:13

Matrix: GW

Date Received: 09/29/23 10:22

Prep Type	Batch Type	Batch Method	Run	Dilution Factor	Batch Number	Analyst	Lab	Prepared or Analyzed
Total/NA	Prep	7470A			800807	DW	EET SAV	10/03/23 12:11
Total/NA	Analysis	7470A		1	800852	DW	EET SAV	10/03/23 16:36

Client Sample ID: AF79065

Lab Sample ID: 680-241003-2

Date Collected: 09/27/23 10:49

Matrix: GW

Date Received: 09/29/23 10:22

Prep Type	Batch Type	Batch Method	Run	Dilution Factor	Batch Number	Analyst	Lab	Prepared or Analyzed
Total/NA	Prep	7470A			800807	DW	EET SAV	10/03/23 12:11
Total/NA	Analysis	7470A		1	800852	DW	EET SAV	10/03/23 16:38

Client Sample ID: AF79066

Lab Sample ID: 680-241003-3

Date Collected: 09/27/23 10:54

Matrix: GW

Date Received: 09/29/23 10:22

Prep Type	Batch Type	Batch Method	Run	Dilution Factor	Batch Number	Analyst	Lab	Prepared or Analyzed
Total/NA	Prep	7470A			800807	DW	EET SAV	10/03/23 12:11
Total/NA	Analysis	7470A		1	800852	DW	EET SAV	10/03/23 16:40

Client Sample ID: AF79067

Lab Sample ID: 680-241003-4

Date Collected: 09/27/23 13:19

Matrix: GW

Date Received: 09/29/23 10:22

Prep Type	Batch Type	Batch Method	Run	Dilution Factor	Batch Number	Analyst	Lab	Prepared or Analyzed
Total/NA	Prep	7470A			800807	DW	EET SAV	10/03/23 12:11
Total/NA	Analysis	7470A		1	800852	DW	EET SAV	10/03/23 16:43

Laboratory References:

EET SAV = Eurofins Savannah, 5102 LaRoche Avenue, Savannah, GA 31404, TEL (912)354-7858



Chain of Custody

Customer Email/Report Recipient: lcwillia@santecooper.com Date Results Needed by: Project/Task/Unit #: 125915 / JM02.09-681.1 / 36500 Rerun request for any flagged QC Yes No

Analysis Group

Labworks ID # (Internal use only)	Sample Location/ Description	Collection Date	Collection Time	Sample Collector	Total # of containers	Bottle type: (Glass/ G/Plastic-P)	Grab (G) or Composite (C)	Matrix(see below)	Preservative (see below)	Comments				
AF79064	WAP-27	9/26/23	1213	ZDM BSB	1	P	G	GW	2	7470 RL < 0.2 ug/L	X			
AF79065	WAP-28	9/27/23	1049								X			
AF79066	WAP-28 DUP		1054								X			
AF79067	WAP-29		1319								X			



Relinquished by:	Employee#	Date	Time	Received by:	Employee #	Date	Time
<i>Sjbrown</i>	35594	9/28/23	1200				
						9/29/23	1022

Sample Receiving (Internal Use Only)
 TEMP (°C): _____ Initial: _____
 Correct pH: Yes No
 Preservative Lot#: _____
 21.8/21.3
 Date/Time/Init for preservative: _____

<input type="checkbox"/> METALS (all) <input type="checkbox"/> Ag <input type="checkbox"/> Cu <input type="checkbox"/> Sb <input type="checkbox"/> Al <input type="checkbox"/> Fe <input type="checkbox"/> Se <input type="checkbox"/> As <input type="checkbox"/> K <input type="checkbox"/> Sn <input type="checkbox"/> B <input type="checkbox"/> Li <input type="checkbox"/> Sr <input type="checkbox"/> Ba <input type="checkbox"/> Mg <input type="checkbox"/> Ti <input type="checkbox"/> Be <input type="checkbox"/> Mn <input type="checkbox"/> Tl <input type="checkbox"/> Ca <input type="checkbox"/> Mo <input type="checkbox"/> V <input type="checkbox"/> Cd <input type="checkbox"/> Na <input type="checkbox"/> Zn <input type="checkbox"/> Co <input type="checkbox"/> Ni <input type="checkbox"/> Hg <input type="checkbox"/> Cr <input type="checkbox"/> Pb <input type="checkbox"/> CrVI	Nutrients <input type="checkbox"/> TOC <input checked="" type="checkbox"/> DOC <input type="checkbox"/> TP/TPO4 <input type="checkbox"/> NH3-N <input type="checkbox"/> F <input type="checkbox"/> Cl <input type="checkbox"/> NO2 <input type="checkbox"/> Br <input type="checkbox"/> NO3 <input type="checkbox"/> SO4	MISC. <input type="checkbox"/> BTEX <input type="checkbox"/> Naphthalene <input type="checkbox"/> THM/HAA <input type="checkbox"/> VOC <input type="checkbox"/> Oil & Grease <input checked="" type="checkbox"/> E. Coli <input type="checkbox"/> Total Coliform <input type="checkbox"/> pH <input type="checkbox"/> Dissolved As <input type="checkbox"/> Dissolved Fe <input type="checkbox"/> Rad 226 <input type="checkbox"/> Rad 228 <input type="checkbox"/> PCB	Gypsum <input type="checkbox"/> Wallboard Gypsum(all below) <input type="checkbox"/> AIM <input type="checkbox"/> TOC <input type="checkbox"/> Total metals <input type="checkbox"/> Soluble Metals <input type="checkbox"/> Purity (CaSO4) <input type="checkbox"/> % Moisture <input type="checkbox"/> Sulfites <input type="checkbox"/> pH <input type="checkbox"/> Chlorides <input type="checkbox"/> Particle Size <input type="checkbox"/> Sulfur	Coal <input type="checkbox"/> Ultimate <input type="checkbox"/> % Moisture <input type="checkbox"/> Ash <input type="checkbox"/> Sulfur <input type="checkbox"/> BTUs <input type="checkbox"/> Volatile Matter <input type="checkbox"/> CHN Other Tests: <input type="checkbox"/> XRF Scan <input type="checkbox"/> HGI <input type="checkbox"/> Fineness <input type="checkbox"/> Particulate Matter	Tests <input type="checkbox"/> LOI <input type="checkbox"/> % Carbon <input type="checkbox"/> Mineral Analysis <input type="checkbox"/> Sieve <input type="checkbox"/> % Moisture NPDES <input type="checkbox"/> Oil & Grease <input type="checkbox"/> As <input type="checkbox"/> TSS	Oil <input type="checkbox"/> Trans. Oil Qual. <input type="checkbox"/> %Moisture <input type="checkbox"/> Color <input type="checkbox"/> Acidity <input type="checkbox"/> Dielectric Strength <input type="checkbox"/> BT <input type="checkbox"/> Used Oil <input type="checkbox"/> Flashpoint <input type="checkbox"/> Metals in oil (As, Cd, Cr, Ni, Pb, Hg) <input type="checkbox"/> TX <input type="checkbox"/> GOFER
--	---	---	--	---	---	---

Matrix codes: GW-groundwater, DW-drinking water, SW-surface water, WW-waste water, BW-boiler water, L-limestone, Oil-oil, S-Soil, SL-solid, C-coal, G-gypsum, FA-flyash, BA-bottom ash, M-misc (describe in comment section)
 Preservative code- 1=<4°C 2=HNO3 3=H2SO4 4-HCl 5=Na2S2O3 6-Other (Specify)

Login Sample Receipt Checklist

Client: South Carolina Public Service Authority

Job Number: 680-241003-1

Login Number: 241003

List Source: Eurofins Savannah

List Number: 1

Creator: Johnson, Corey M

Question	Answer	Comment
Radioactivity wasn't checked or is <=/ background as measured by a survey meter.	N/A	
The cooler's custody seal, if present, is intact.	True	
Sample custody seals, if present, are intact.	True	
The cooler or samples do not appear to have been compromised or tampered with.	True	
Samples were received on ice.	False	Thermal preservation not required.
Cooler Temperature is acceptable.	True	
Cooler Temperature is recorded.	True	
COC is present.	True	
COC is filled out in ink and legible.	True	
COC is filled out with all pertinent information.	True	
Is the Field Sampler's name present on COC?	True	
There are no discrepancies between the containers received and the COC.	True	
Samples are received within Holding Time (excluding tests with immediate HTs)	True	
Sample containers have legible labels.	True	
Containers are not broken or leaking.	True	
Sample collection date/times are provided.	True	
Appropriate sample containers are used.	True	
Sample bottles are completely filled.	True	
Sample Preservation Verified.	N/A	
There is sufficient vol. for all requested analyses, incl. any requested MS/MSDs	True	
Containers requiring zero headspace have no headspace or bubble is <6mm (1/4").	N/A	
Multiphasic samples are not present.	True	
Samples do not require splitting or compositing.	True	
Residual Chlorine Checked.	N/A	

Accreditation/Certification Summary

Client: South Carolina Public Service Authority
Project/Site: 125915/JM02.09.G01.1/36500

Job ID: 680-241003-1

Laboratory: Eurofins Savannah

The accreditations/certifications listed below are applicable to this report.

Authority	Program	Identification Number	Expiration Date
South Carolina	State	98001	06-30-23 *

- 1
- 2
- 3
- 4
- 5
- 6
- 7
- 8
- 9
- 10
- 11
- 12
- 13
- 14

* Accreditation/Certification renewal pending - accreditation/certification considered valid.



July 27, 2023

Ms. Jeanette Gilmetti
Santee Cooper
P.O. Box 2946101
OCO3
Moncks Corner, South Carolina 29461

Re: ABS Lab Analytical
Work Order: 627961

Dear Ms. Gilmetti:

GEL Laboratories, LLC (GEL) appreciates the opportunity to provide the enclosed analytical results for the sample(s) we received on June 30, 2023. This original data report has been prepared and reviewed in accordance with GEL's standard operating procedures.

Sample containers were not received, client contacted, client stated these were added to COC in error. 627961005(AF68715), 627961006(AF68722). All sample containers arrived without any visible signs of tampering or breakage. There are no additional comments concerning sample receipt.

Test results for NELAP or ISO 17025 accredited tests are verified to meet the requirements of those standards, with any exceptions noted. The results reported relate only to the items tested and to the sample as received by the laboratory. These results may not be reproduced except as full reports without approval by the laboratory. Copies of GEL's accreditations and certifications can be found on our website at www.gel.com.

Our policy is to provide high quality, personalized analytical services to enable you to meet your analytical needs on time every time. We trust that you will find everything in order and to your satisfaction. If you have any questions, please do not hesitate to call me at (843) 556-8171, ext. 4289.

Sincerely,

Julie Robinson
Project Manager

Purchase Order: 398684
Enclosures



GEL LABORATORIES LLC

2040 Savage Road Charleston SC 29407 - (843) 556-8171 - www.gel.com

Certificate of Analysis Report for

SOOP001 Santee Cooper

Client SDG: 627961 GEL Work Order: 627961

The Qualifiers in this report are defined as follows:

- * A quality control analyte recovery is outside of specified acceptance criteria
- ** Analyte is a Tracer compound
- ** Analyte is a surrogate compound
- U Analyte was analyzed for, but not detected above the MDL, MDA, MDC or LOD.

Where the analytical method has been performed under NELAP certification, the analysis has met all of the requirements of the NELAC standard unless qualified on the Certificate of Analysis.

The designation ND, if present, appears in the result column when the analyte concentration is not detected above the limit as defined in the 'U' qualifier above.

This data report has been prepared and reviewed in accordance with GEL Laboratories LLC standard operating procedures. Please direct any questions to your Project Manager, Julie Robinson.

Reviewed by



GEL LABORATORIES LLC

2040 Savage Road Charleston SC 29407 - (843) 556-8171 - www.gel.com

Certificate of Analysis

Report Date: July 27, 2023

Company : Santee Cooper
 Address : P.O. Box 2946101
 OCO3
 Moncks Corner, South Carolina 29461
 Contact: Ms. Jeanette Gilmetti
 Project: ABS Lab Analytical

Client Sample ID: AF68719	Project: SOOP00119
Sample ID: 627961001	Client ID: SOOP001
Matrix: GW	
Collect Date: 29-JUN-23 10:48	
Receive Date: 30-JUN-23	
Collector: Client	

Parameter	Qualifier	Result	Uncertainty	MDC	RL	Units	PF	DF	Analyst	Date	Time Batch	Method
Rad Gas Flow Proportional Counting												
GFPC, Ra228, Liquid "As Received"												
Radium-228		3.47	+/-1.34	1.77	3.00	pCi/L		JE1	07/17/23	1510	2454081	1
Radium-226+Radium-228 Calculation "See Parent Products"												
Radium-226+228 Sum		5.06	+/-1.49			pCi/L		NXL1	07/24/23	1519	2462863	2
Rad Radium-226												
Lucas Cell, Ra226, Liquid "As Received"												
Radium-226		1.59	+/-0.659	0.553	1.00	pCi/L		LXP1	07/24/23	0755	2454082	3

The following Analytical Methods were performed:

Method	Description	Analyst Comments
1	EPA 904.0/SW846 9320 Modified	
2	Calculation	
3	EPA 903.1 Modified	

Surrogate/Tracer Recovery	Test	Result	Nominal	Recovery%	Acceptable Limits
Barium-133 Tracer	GFPC, Ra228, Liquid "As Received"			72.3	(15%-125%)

Notes:

Counting Uncertainty is calculated at the 95% confidence level (1.96-sigma).

Column headers are defined as follows:

DF: Dilution Factor	Lc/LC: Critical Level
DL: Detection Limit	PF: Prep Factor
MDA: Minimum Detectable Activity	RL: Reporting Limit
MDC: Minimum Detectable Concentration	SQL: Sample Quantitation Limit

GEL LABORATORIES LLC

2040 Savage Road Charleston SC 29407 - (843) 556-8171 - www.gel.com

Certificate of Analysis

Report Date: July 27, 2023

Company : Santee Cooper
 Address : P.O. Box 2946101
 OCO3
 Moncks Corner, South Carolina 29461
 Contact: Ms. Jeanette Gilmetti
 Project: ABS Lab Analytical

Client Sample ID: AF68720	Project: SOOP00119
Sample ID: 627961002	Client ID: SOOP001
Matrix: GW	
Collect Date: 29-JUN-23 11:40	
Receive Date: 30-JUN-23	
Collector: Client	

Parameter	Qualifier	Result	Uncertainty	MDC	RL	Units	PF	DF	Analyst	Date	Time Batch	Method
Rad Gas Flow Proportional Counting												
GFPC, Ra228, Liquid "As Received"												
Radium-228		2.79	+/-1.53	2.25	3.00	pCi/L		JE1	07/19/23	1027	2454081	1
Radium-226+Radium-228 Calculation "See Parent Products"												
Radium-226+228 Sum		5.75	+/-1.77			pCi/L		NXL1	07/24/23	1519	2462863	2
Rad Radium-226												
Lucas Cell, Ra226, Liquid "As Received"												
Radium-226		2.96	+/-0.886	0.398	1.00	pCi/L		LXP1	07/24/23	0755	2454082	3

The following Analytical Methods were performed:

Method	Description	Analyst Comments
1	EPA 904.0/SW846 9320 Modified	
2	Calculation	
3	EPA 903.1 Modified	

Surrogate/Tracer Recovery	Test	Result	Nominal	Recovery%	Acceptable Limits
Barium-133 Tracer	GFPC, Ra228, Liquid "As Received"			69.2	(15%-125%)

Notes:

Counting Uncertainty is calculated at the 95% confidence level (1.96-sigma).

Column headers are defined as follows:

DF: Dilution Factor	Lc/LC: Critical Level
DL: Detection Limit	PF: Prep Factor
MDA: Minimum Detectable Activity	RL: Reporting Limit
MDC: Minimum Detectable Concentration	SQL: Sample Quantitation Limit

GEL LABORATORIES LLC

2040 Savage Road Charleston SC 29407 - (843) 556-8171 - www.gel.com

Certificate of Analysis

Report Date: July 27, 2023

Company : Santee Cooper
 Address : P.O. Box 2946101
 OCO3
 Moncks Corner, South Carolina 29461
 Contact: Ms. Jeanette Gilmetti
 Project: ABS Lab Analytical

Client Sample ID: AF68721	Project: SOOP00119
Sample ID: 627961003	Client ID: SOOP001
Matrix: GW	
Collect Date: 29-JUN-23 11:45	
Receive Date: 30-JUN-23	
Collector: Client	

Parameter	Qualifier	Result	Uncertainty	MDC	RL	Units	PF	DF	Analyst	Date	Time Batch	Method
Rad Gas Flow Proportional Counting												
GFPC, Ra228, Liquid "As Received"												
Radium-228		2.71	+/-1.47	2.21	3.00	pCi/L		JE1	07/17/23	1511	2454081	1
Radium-226+Radium-228 Calculation "See Parent Products"												
Radium-226+228 Sum		8.64	+/-1.94			pCi/L		NXL1	07/24/23	1519	2463279	2
Rad Radium-226												
Lucas Cell, Ra226, Liquid "As Received"												
Radium-226		5.93	+/-1.26	0.485	1.00	pCi/L		LXP1	07/24/23	0844	2454082	3

The following Analytical Methods were performed:

Method	Description	Analyst Comments
1	EPA 904.0/SW846 9320 Modified	
2	Calculation	
3	EPA 903.1 Modified	

Surrogate/Tracer Recovery	Test	Result	Nominal	Recovery%	Acceptable Limits
Barium-133 Tracer	GFPC, Ra228, Liquid "As Received"			71.3	(15%-125%)

Notes:

Counting Uncertainty is calculated at the 95% confidence level (1.96-sigma).

Column headers are defined as follows:

DF: Dilution Factor	Lc/LC: Critical Level
DL: Detection Limit	PF: Prep Factor
MDA: Minimum Detectable Activity	RL: Reporting Limit
MDC: Minimum Detectable Concentration	SQL: Sample Quantitation Limit

GEL LABORATORIES LLC

2040 Savage Road Charleston SC 29407 - (843) 556-8171 - www.gel.com

Certificate of Analysis

Report Date: July 27, 2023

Company : Santee Cooper
 Address : P.O. Box 2946101
 OCO3
 Moncks Corner, South Carolina 29461
 Contact: Ms. Jeanette Gilmetti
 Project: ABS Lab Analytical

Client Sample ID: AF68713	Project: SOOP00119
Sample ID: 627961004	Client ID: SOOP001
Matrix: GW	
Collect Date: 29-JUN-23 13:51	
Receive Date: 30-JUN-23	
Collector: Client	

Parameter	Qualifier	Result	Uncertainty	MDC	RL	Units	PF	DF	Analyst	Date	Time Batch	Method
Rad Gas Flow Proportional Counting												
GFPC, Ra228, Liquid "As Received"												
Radium-228		3.09	+/-1.46	2.09	3.00	pCi/L		JE1	07/17/23	1511	2454081	1
Radium-226+Radium-228 Calculation "See Parent Products"												
Radium-226+228 Sum		4.34	+/-1.58			pCi/L		NXL1	07/24/23	1519	2463279	2
Rad Radium-226												
Lucas Cell, Ra226, Liquid "As Received"												
Radium-226		1.25	+/-0.604	0.599	1.00	pCi/L		LXP1	07/24/23	0844	2454082	3

The following Analytical Methods were performed:

Method	Description	Analyst Comments
1	EPA 904.0/SW846 9320 Modified	
2	Calculation	
3	EPA 903.1 Modified	

Surrogate/Tracer Recovery	Test	Result	Nominal	Recovery%	Acceptable Limits
Barium-133 Tracer	GFPC, Ra228, Liquid "As Received"			68.9	(15%-125%)

Notes:

Counting Uncertainty is calculated at the 95% confidence level (1.96-sigma).

Column headers are defined as follows:

DF: Dilution Factor	Lc/LC: Critical Level
DL: Detection Limit	PF: Prep Factor
MDA: Minimum Detectable Activity	RL: Reporting Limit
MDC: Minimum Detectable Concentration	SQL: Sample Quantitation Limit

GEL LABORATORIES LLC

2040 Savage Road Charleston SC 29407 - (843) 556-8171 - www.gel.com

Certificate of Analysis

Report Date: July 27, 2023

Company : Santee Cooper
Address : P.O. Box 2946101
OCO3
Moncks Corner, South Carolina 29461
Contact: Ms. Jeanette Gilmetti
Project: ABS Lab Analytical

Client Sample ID: AF68714 Project: SOOP00119
Sample ID: 627961007 Client ID: SOOP001
Matrix: GW
Collect Date: 28-JUN-23 14:09
Receive Date: 30-JUN-23
Collector: Client

Parameter	Qualifier	Result	Uncertainty	MDC	RL	Units	PF	DF	Analyst	Date	Time Batch	Method
Rad Gas Flow Proportional Counting												
GFPC, Ra228, Liquid "As Received"												
Radium-228	U	1.04	+/-1.00	1.64	3.00	pCi/L		JE1	07/17/23	1511	2454081	1
Radium-226+Radium-228 Calculation "See Parent Products"												
Radium-226+228 Sum		2.57	+/-1.22			pCi/L		NXL1	07/24/23	1519	2463279	2
Rad Radium-226												
Lucas Cell, Ra226, Liquid "As Received"												
Radium-226		1.53	+/-0.701	0.635	1.00	pCi/L		LXP1	07/24/23	0844	2454082	3

The following Analytical Methods were performed:

Method	Description	Analyst Comments
1	EPA 904.0/SW846 9320 Modified	
2	Calculation	
3	EPA 903.1 Modified	

Surrogate/Tracer Recovery	Test	Result	Nominal	Recovery%	Acceptable Limits
Barium-133 Tracer	GFPC, Ra228, Liquid "As Received"			71.1	(15%-125%)

Notes:

Counting Uncertainty is calculated at the 95% confidence level (1.96-sigma).

Column headers are defined as follows:

DF: Dilution Factor Lc/LC: Critical Level
DL: Detection Limit PF: Prep Factor
MDA: Minimum Detectable Activity RL: Reporting Limit
MDC: Minimum Detectable Concentration SQL: Sample Quantitation Limit

GEL LABORATORIES LLC

2040 Savage Road Charleston SC 29407 - (843) 556-8171 - www.gel.com

Certificate of Analysis

Report Date: July 27, 2023

Company : Santee Cooper
Address : P.O. Box 2946101
OCO3
Moncks Corner, South Carolina 29461
Contact: Ms. Jeanette Gilmetti
Project: ABS Lab Analytical

Client Sample ID: AF68712 Project: SOOP00119
Sample ID: 627961008 Client ID: SOOP001
Matrix: GW
Collect Date: 28-JUN-23 15:20
Receive Date: 30-JUN-23
Collector: Client

Parameter	Qualifier	Result	Uncertainty	MDC	RL	Units	PF	DF	Analyst	Date	Time Batch	Method
Rad Gas Flow Proportional Counting												
GFPC, Ra228, Liquid "As Received"												
Radium-228	U	1.17	+/-1.12	1.85	3.00	pCi/L		JE1	07/17/23	1511	2454081	1
Radium-226+Radium-228 Calculation "See Parent Products"												
Radium-226+228 Sum		3.01	+/-1.31			pCi/L		NXL1	07/24/23	1519	2462863	2
Rad Radium-226												
Lucas Cell, Ra226, Liquid "As Received"												
Radium-226		1.83	+/-0.674	0.477	1.00	pCi/L		LXP1	07/24/23	0844	2454082	3

The following Analytical Methods were performed:

Method	Description	Analyst Comments
1	EPA 904.0/SW846 9320 Modified	
2	Calculation	
3	EPA 903.1 Modified	

Surrogate/Tracer Recovery	Test	Result	Nominal	Recovery%	Acceptable Limits
Barium-133 Tracer	GFPC, Ra228, Liquid "As Received"			70.5	(15%-125%)

Notes:

Counting Uncertainty is calculated at the 95% confidence level (1.96-sigma).

Column headers are defined as follows:

DF: Dilution Factor Lc/LC: Critical Level
DL: Detection Limit PF: Prep Factor
MDA: Minimum Detectable Activity RL: Reporting Limit
MDC: Minimum Detectable Concentration SQL: Sample Quantitation Limit

GEL LABORATORIES LLC

2040 Savage Road Charleston SC 29407 - (843) 556-8171 - www.gel.com

Certificate of Analysis

Report Date: July 27, 2023

Company : Santee Cooper
Address : P.O. Box 2946101
OCO3
Moncks Corner, South Carolina 29461
Contact: Ms. Jeanette Gilmetti
Project: ABS Lab Analytical

Client Sample ID: AF68748 Project: SOOP00119
Sample ID: 627961009 Client ID: SOOP001
Matrix: GW
Collect Date: 27-JUN-23 10:15
Receive Date: 30-JUN-23
Collector: Client

Parameter	Qualifier	Result	Uncertainty	MDC	RL	Units	PF	DF	Analyst	Date	Time Batch	Method
Rad Gas Flow Proportional Counting												
GFPC, Ra228, Liquid "As Received"												
Radium-228		3.93	+/-1.52	1.92	3.00	pCi/L		JE1	07/19/23	1027	2454081	1
Radium-226+Radium-228 Calculation "See Parent Products"												
Radium-226+228 Sum		4.32	+/-1.56			pCi/L		NXL1	07/24/23	1519	2462863	2
Rad Radium-226												
Lucas Cell, Ra226, Liquid "As Received"												
Radium-226	U	0.388	+/-0.369	0.553	1.00	pCi/L		LXP1	07/24/23	0844	2454082	3

The following Analytical Methods were performed:

Method	Description	Analyst Comments
1	EPA 904.0/SW846 9320 Modified	
2	Calculation	
3	EPA 903.1 Modified	

Surrogate/Tracer Recovery	Test	Result	Nominal	Recovery%	Acceptable Limits
Barium-133 Tracer	GFPC, Ra228, Liquid "As Received"			70.2	(15%-125%)

Notes:

Counting Uncertainty is calculated at the 95% confidence level (1.96-sigma).

Column headers are defined as follows:

DF: Dilution Factor Lc/LC: Critical Level
DL: Detection Limit PF: Prep Factor
MDA: Minimum Detectable Activity RL: Reporting Limit
MDC: Minimum Detectable Concentration SQL: Sample Quantitation Limit

GEL LABORATORIES LLC

2040 Savage Road Charleston SC 29407 - (843) 556-8171 - www.gel.com

Certificate of Analysis

Report Date: July 27, 2023

Company : Santee Cooper
Address : P.O. Box 2946101
OCO3
Moncks Corner, South Carolina 29461
Contact: Ms. Jeanette Gilmetti
Project: ABS Lab Analytical

Client Sample ID: AF68711 Project: SOOP00119
Sample ID: 627961010 Client ID: SOOP001
Matrix: GW
Collect Date: 27-JUN-23 11:26
Receive Date: 30-JUN-23
Collector: Client

Parameter	Qualifier	Result	Uncertainty	MDC	RL	Units	PF	DF	Analyst	Date	Time Batch	Method
Rad Gas Flow Proportional Counting												
GFPC, Ra228, Liquid "As Received"												
Radium-228	U	-0.145	+/-1.35	2.52	3.00	pCi/L		JE1	07/17/23	1511	2454081	1
Radium-226+Radium-228 Calculation "See Parent Products"												
Radium-226+228 Sum		1.85	+/-1.54			pCi/L		NXL1	07/24/23	1519	2462863	2
Rad Radium-226												
Lucas Cell, Ra226, Liquid "As Received"												
Radium-226		1.85	+/-0.737	0.659	1.00	pCi/L		LXP1	07/24/23	0844	2454082	3

The following Analytical Methods were performed:

Method	Description	Analyst Comments
1	EPA 904.0/SW846 9320 Modified	
2	Calculation	
3	EPA 903.1 Modified	

Surrogate/Tracer Recovery	Test	Result	Nominal	Recovery%	Acceptable Limits
Barium-133 Tracer	GFPC, Ra228, Liquid "As Received"			72.3	(15%-125%)

Notes:

Counting Uncertainty is calculated at the 95% confidence level (1.96-sigma).

Column headers are defined as follows:

DF: Dilution Factor Lc/LC: Critical Level
DL: Detection Limit PF: Prep Factor
MDA: Minimum Detectable Activity RL: Reporting Limit
MDC: Minimum Detectable Concentration SQL: Sample Quantitation Limit

GEL LABORATORIES LLC

2040 Savage Road Charleston SC 29407 - (843) 556-8171 - www.gel.com

Certificate of Analysis

Report Date: July 27, 2023

Company : Santee Cooper
 Address : P.O. Box 2946101
 OCO3
 Moncks Corner, South Carolina 29461
 Contact: Ms. Jeanette Gilmetti
 Project: ABS Lab Analytical

Client Sample ID: AF68717	Project: SOOP00119
Sample ID: 627961011	Client ID: SOOP001
Matrix: GW	
Collect Date: 27-JUN-23 13:57	
Receive Date: 30-JUN-23	
Collector: Client	

Parameter	Qualifier	Result	Uncertainty	MDC	RL	Units	PF	DF	Analyst	Date	Time Batch	Method
Rad Gas Flow Proportional Counting												
GFPC, Ra228, Liquid "As Received"												
Radium-228	U	2.51	+/-1.64	2.55	3.00	pCi/L		JE1	07/17/23	1511	2454081	1
Radium-226+Radium-228 Calculation "See Parent Products"												
Radium-226+228 Sum		2.96	+/-1.69			pCi/L		NXL1	07/24/23	1519	2462863	2
Rad Radium-226												
Lucas Cell, Ra226, Liquid "As Received"												
Radium-226	U	0.446	+/-0.395	0.554	1.00	pCi/L		LXP1	07/24/23	0844	2454082	3

The following Analytical Methods were performed:

Method	Description	Analyst Comments
1	EPA 904.0/SW846 9320 Modified	
2	Calculation	
3	EPA 903.1 Modified	

Surrogate/Tracer Recovery	Test	Result	Nominal	Recovery%	Acceptable Limits
Barium-133 Tracer	GFPC, Ra228, Liquid "As Received"			63.3	(15%-125%)

Notes:

Counting Uncertainty is calculated at the 95% confidence level (1.96-sigma).

Column headers are defined as follows:

DF: Dilution Factor	Lc/LC: Critical Level
DL: Detection Limit	PF: Prep Factor
MDA: Minimum Detectable Activity	RL: Reporting Limit
MDC: Minimum Detectable Concentration	SQL: Sample Quantitation Limit

GEL LABORATORIES LLC

2040 Savage Road Charleston, SC 29407 - (843) 556-8171 - www.gel.com

QC Summary

Report Date: July 27, 2023

Page 1 of 2

Santee Cooper
P.O. Box 2946101
OCO3
Moncks Corner, South Carolina
Ms. Jeanette Gilmetti

Contact:
Workorder: 627961

Parmname	NOM	Sample	Qual	QC	Units	RPD%	REC%	Range	Anlst	Date	Time
Rad Gas Flow											
Batch	2454081										
QC1205450523	627961001	DUP									
Radium-228		3.47	U	1.53	pCi/L	77.9		(0% - 100%)	JE1	07/17/23	15:10
	Uncertainty	+/-1.34		+/-1.36							
QC1205450524	LCS										
Radium-228		78.2		67.7	pCi/L		86.6	(75%-125%)		07/17/23	15:10
	Uncertainty			+/-4.40							
QC1205450522	MB										
Radium-228			U	1.44	pCi/L					07/17/23	15:10
	Uncertainty			+/-1.05							
Rad Ra-226											
Batch	2454082										
QC1205450526	627961001	DUP									
Radium-226		1.59		1.22	pCi/L	26.5		(0% - 100%)	LXP1	07/24/23	10:06
	Uncertainty	+/-0.659		+/-0.539							
QC1205450528	LCS										
Radium-226		52.9		55.4	pCi/L		105	(75%-125%)		07/24/23	10:06
	Uncertainty			+/-3.58							
QC1205450525	MB										
Radium-226			U	0.282	pCi/L					07/24/23	09:22
	Uncertainty			+/-0.403							
QC1205450527	627961001	MS									
Radium-226		132		136	pCi/L		101	(75%-125%)		07/24/23	10:06
	Uncertainty	+/-0.659		+/-13.5							

- Notes:**
- Counting Uncertainty is calculated at the 95% confidence level (1.96-sigma).
 - The Qualifiers in this report are defined as follows:
 - U Analyte was analyzed for, but not detected above the MDL, MDA, MDC or LOD.
 - J Value is estimated
 - X Consult Case Narrative, Data Summary package, or Project Manager concerning this qualifier
 - H Analytical holding time was exceeded
 - < Result is less than value reported

GEL LABORATORIES LLC

2040 Savage Road Charleston, SC 29407 - (843) 556-8171 - www.gel.com

QC Summary

Workorder: 627961

Page 2 of 2

Parmname	NOM	Sample	Qual	QC	Units	RPD%	REC%	Range	Anlst	Date	Time
>											
UI											
BD											
h											
R											
^											
N/A											
ND											
M											
NJ											
FA											
UJ											
Q											
K											
UL											
L											
NI											
Y											
**											
M											
J											

N/A indicates that spike recovery limits do not apply when sample concentration exceeds spike conc. by a factor of 4 or more or %RPD not applicable.

^ The Relative Percent Difference (RPD) obtained from the sample duplicate (DUP) is evaluated against the acceptance criteria when the sample is greater than five times (5X) the contract required detection limit (RL). In cases where either the sample or duplicate value is less than 5X the RL, a control limit of +/- the RL is used to evaluate the DUP result.

* Indicates that a Quality Control parameter was not within specifications.

For PS, PSD, and SDILT results, the values listed are the measured amounts, not final concentrations.

Where the analytical method has been performed under NELAP certification, the analysis has met all of the requirements of the NELAC standard unless qualified on the QC Summary.

**Radiochemistry
Technical Case Narrative
Santee Cooper
SDG #: 627961**

Product: GFPC, Ra228, Liquid

Analytical Method: EPA 904.0/SW846 9320 Modified

Analytical Procedure: GL-RAD-A-063 REV# 5

Analytical Batch: 2454081

The following samples were analyzed using the above methods and analytical procedure(s).

<u>GEL Sample ID#</u>	<u>Client Sample Identification</u>
627961001	AF68719
627961002	AF68720
627961003	AF68721
627961004	AF68713
627961007	AF68714
627961008	AF68712
627961009	AF68748
627961010	AF68711
627961011	AF68717
1205450522	Method Blank (MB)
1205450523	627961001(AF68719) Sample Duplicate (DUP)
1205450524	Laboratory Control Sample (LCS)

The samples in this SDG were analyzed on an "as received" basis.

Data Summary:

All sample data provided in this report met the acceptance criteria specified in the analytical methods and procedures for initial calibration, continuing calibration, instrument controls and process controls where applicable, with the following exceptions.

Technical Information

Recounts

Samples 627961002 (AF68720) and 627961009 (AF68748) were re-eluted and recounted to verify sample results. The recounts are reported.

Product: Lucas Cell, Ra226, Liquid

Analytical Method: EPA 903.1 Modified

Analytical Procedure: GL-RAD-A-008 REV# 15

Analytical Batch: 2454082

The following samples were analyzed using the above methods and analytical procedure(s).

<u>GEL Sample ID#</u>	<u>Client Sample Identification</u>
627961001	AF68719

627961002	AF68720
627961003	AF68721
627961004	AF68713
627961007	AF68714
627961008	AF68712
627961009	AF68748
627961010	AF68711
627961011	AF68717
1205450525	Method Blank (MB)
1205450526	627961001(AF68719) Sample Duplicate (DUP)
1205450527	627961001(AF68719) Matrix Spike (MS)
1205450528	Laboratory Control Sample (LCS)

The samples in this SDG were analyzed on an "as received" basis.

Data Summary:

All sample data provided in this report met the acceptance criteria specified in the analytical methods and procedures for initial calibration, continuing calibration, instrument controls and process controls where applicable, with the following exceptions.

Preparation Information

Aliquot Reduced

1205450527 (AF68719MS) Aliquot was reduced due to limited sample volume.

Certification Statement

Where the analytical method has been performed under NELAP certification, the analysis has met all of the requirements of the NELAC standard unless otherwise noted in the analytical case narrative.

627961



Chain of Custody

Customer Email/Report Recipient: LCWILLIA@santecooper.com Date Results Needed by: / / Project/Task/Unit #: 125915 / JM02.08.G01.3 / 36500 Rerun request for any flagged QC: Yes No

Analysis Group

Labworks ID # (Internal use only)	Sample Location/ Description	Collection Date	Collection Time	Sample Collector	Total # of containers	Bottle type: (Glass- G/Plastic-P)	Grab (G) or Composite (C)	Matrix(see below)	Preservative (see below)	Comments • Method # • Reporting limit • Misc. sample info • Any other notes	RAD 226	RAD 228	TOTAL RAD CALC
AF68719	WAP-9	6/29/23	1048	WJK/ML	2	P	G	GW	2		1	1	X
AF68720	WAP-10		1140										
AF68721	WAP-10 DUP		1145										
AF68713	WAP-3		1351										
AF68715	WAP-5		0947										
AF68722	WAP-11		1453										

Relinquished by:	Employee#	Date	Time	Received by:	Employee #	Date	Time
<i>S. Brown</i>	35594	6/30/23	1035	<i>M. An</i>	GEL	6/30/23	1035
<i>M. An</i>	GEL	6/30/23	1235	<i>GEL</i>	GEL	6/30/23	1235

Sample Receiving (Internal Use Only)
TEMP (°C): _____ Initial: _____
Correct pH: Yes No
Preservative Lot#: _____
Date/Time/Init for preservative: _____

<input type="checkbox"/> METALS (all) <input type="checkbox"/> Ag <input type="checkbox"/> Cu <input type="checkbox"/> Sb <input type="checkbox"/> Al <input type="checkbox"/> Fe <input type="checkbox"/> Se <input type="checkbox"/> As <input type="checkbox"/> K <input type="checkbox"/> Sn <input type="checkbox"/> B <input type="checkbox"/> Li <input type="checkbox"/> Sr <input type="checkbox"/> Ba <input type="checkbox"/> Mg <input type="checkbox"/> Ti <input type="checkbox"/> Be <input type="checkbox"/> Mn <input type="checkbox"/> Tl <input type="checkbox"/> Ca <input type="checkbox"/> Mo <input type="checkbox"/> V <input type="checkbox"/> Cd <input type="checkbox"/> Na <input type="checkbox"/> Zn <input type="checkbox"/> Co <input type="checkbox"/> Ni <input type="checkbox"/> Hg <input type="checkbox"/> Cr <input type="checkbox"/> Pb <input type="checkbox"/> CrVI	Nutrients <input type="checkbox"/> TOC <input type="checkbox"/> DOC <input type="checkbox"/> TP/TPO4 <input type="checkbox"/> NH3-N <input type="checkbox"/> F <input type="checkbox"/> Cl <input type="checkbox"/> NO2 <input type="checkbox"/> Br <input type="checkbox"/> NO3 <input type="checkbox"/> SO4	MISC. <input type="checkbox"/> BTEX <input type="checkbox"/> Naphthalene <input type="checkbox"/> THM/HAA <input type="checkbox"/> VOC <input type="checkbox"/> Oil & Grease <input type="checkbox"/> E. Coli <input type="checkbox"/> Total Coliform <input type="checkbox"/> pH <input type="checkbox"/> Dissolved As <input type="checkbox"/> Dissolved Fe <input type="checkbox"/> Rad 226 <input type="checkbox"/> Rad 228 <input type="checkbox"/> PCB	Gypsum <input type="checkbox"/> Wallboard Gypsum(all below) <input type="checkbox"/> AIM <input type="checkbox"/> TOC <input type="checkbox"/> Total metals <input type="checkbox"/> Soluble Metals <input type="checkbox"/> Purity (CaSO4) <input type="checkbox"/> % Moisture <input type="checkbox"/> Sulfides <input type="checkbox"/> pH <input type="checkbox"/> Chlorides <input type="checkbox"/> Particle Size <input type="checkbox"/> Sulfur	Coal <input type="checkbox"/> Ultimate <input type="checkbox"/> % Moisture <input type="checkbox"/> Ash <input type="checkbox"/> Sulfur <input type="checkbox"/> BTUs <input type="checkbox"/> Volatile Matter <input type="checkbox"/> CHN Other Tests: <input type="checkbox"/> XRF Scan <input type="checkbox"/> HGI <input type="checkbox"/> Fineness <input type="checkbox"/> Particulate Matter	Flyash <input type="checkbox"/> Ammonia <input type="checkbox"/> LOI <input type="checkbox"/> % Carbon <input type="checkbox"/> Mineral Analysis <input type="checkbox"/> Sieve <input type="checkbox"/> % Moisture NPDES <input type="checkbox"/> Oil & Grease <input type="checkbox"/> As <input type="checkbox"/> TSS	Oil Trans. Oil Qual. <input type="checkbox"/> %Moisture <input type="checkbox"/> Color <input type="checkbox"/> Acidity <input type="checkbox"/> Dielectric Strength <input type="checkbox"/> IFT <input type="checkbox"/> Dissolved Gases Used Oil <input type="checkbox"/> Flashpoint <input type="checkbox"/> Metals in oil (As,Cd,Cr,Ni,Pb,Hg) <input type="checkbox"/> TX <input type="checkbox"/> GOFER
--	--	--	--	---	--	---



Chain of Custody

Customer Email/Report Recipient: LINDA.WILLIAMS@santecooper.com Date Results Needed by: Project/Task/Unit #: 125915/JM02.08.G01.3/36500 Rerun request for any flagged QC Yes No

Analysis Group

Labworks ID # (Internal use only)	Sample Location/Description	Collection Date	Collection Time	Sample Collector	Total # of containers	Bottle type: (Glass-G/Plastic-P)	Grab (G) or Composite (C)	Matrix (see below)	Preservative (see below)	Comments • Method # • Reporting limit • Misc. sample info • Any other notes	RAD 226	RAD 228	TOTAL RAD CALC.
AF68714	WAP-4	6/28/23	1409	WJK ML	2	P	G	GW	2				X
AF68712	WAP-2		1520										
AF68748	WBW-1	6/27/23	1015										
AF68711	WAP-1		1126										
AF68717	WAP-7		1357										

Relinquished by:	Employee#	Date	Time	Received by:	Employee #	Date	Time
<i>S. Brown</i>	35594	6/30/23	1036	<i>M. A.</i>	GEL	6/30/23	1026
<i>M. A.</i>	GEL	6/30/23	1235	<i>R. B.</i>	GEL	6/30/23	1235

Sample Receiving (Internal Use Only)
TEMP (°C): _____ Initial: _____
Correct pH: Yes No
Preservative Lot#: _____
Date/Time/Init for preservative: _____

<input type="checkbox"/> METALS (all) <input type="checkbox"/> Ag <input type="checkbox"/> Cu <input type="checkbox"/> Sb <input type="checkbox"/> Al <input type="checkbox"/> Fe <input type="checkbox"/> Se <input type="checkbox"/> As <input type="checkbox"/> K <input type="checkbox"/> Sn <input type="checkbox"/> B <input type="checkbox"/> Li <input type="checkbox"/> Sr <input type="checkbox"/> Ba <input type="checkbox"/> Mg <input type="checkbox"/> Ti <input type="checkbox"/> Be <input type="checkbox"/> Mn <input type="checkbox"/> Tl <input type="checkbox"/> Ca <input type="checkbox"/> Mo <input type="checkbox"/> V <input type="checkbox"/> Cd <input type="checkbox"/> Na <input type="checkbox"/> Zn <input type="checkbox"/> Co <input type="checkbox"/> Ni <input type="checkbox"/> Hg <input type="checkbox"/> Cr <input type="checkbox"/> Pb <input type="checkbox"/> CrVI	Nutrients BIOG BDOC MBZ/BPO NITRATES NH4 NO2 NH3 NO3	MISC. <input type="checkbox"/> BTEX <input type="checkbox"/> Naphthalene <input type="checkbox"/> THM/HAA <input type="checkbox"/> VOC <input type="checkbox"/> Oil & Grease <input type="checkbox"/> E. Coli <input type="checkbox"/> Total Coliform <input type="checkbox"/> pH <input type="checkbox"/> Dissolved As <input type="checkbox"/> Dissolved Fe <input type="checkbox"/> Rad 226 <input type="checkbox"/> Rad 228 <input type="checkbox"/> PCB	Systems Willwood Catawba Belmont WAM WWC Mud mats Surface water Perry (CSO) Columbia SCS Caloades Ball Lake Summit	Goal <input type="checkbox"/> All metals <input type="checkbox"/> Moisture <input type="checkbox"/> As <input type="checkbox"/> Silica <input type="checkbox"/> BDOC <input type="checkbox"/> Volatile Matter <input type="checkbox"/> CHN Other tests: <input type="checkbox"/> NH3 Semi <input type="checkbox"/> NH3 <input type="checkbox"/> Hg <input type="checkbox"/> H2S <input type="checkbox"/> Parnale Matter	FLYGL <input type="checkbox"/> Ammonia <input type="checkbox"/> TOC <input type="checkbox"/> % Carbon <input type="checkbox"/> Mineral <input type="checkbox"/> Analysis <input type="checkbox"/> Sulfate <input type="checkbox"/> % Moisture RAPIDS <input type="checkbox"/> Oil & Grease <input type="checkbox"/> BTEX
--	---	--	--	---	--

SAMPLE RECEIPT & REVIEW FORM

Client: <u>SCOP</u>		SDG/AR/COC/Work Order: <u>U27901</u>	
Received By: <u>QG</u>		Date Received: <u>6/30/23</u>	
Carrier and Tracking Number		Circle Applicable: FedEx Express FedEx Ground UPS Field Services Courier Other <u>n/a</u>	
Suspected Hazard Information		Yes	No
		<input checked="" type="checkbox"/>	<input type="checkbox"/>
*If Net Counts > 100cpm on samples not marked "radioactive", contact the Radiation Safety Group for further investigation.			
A) Shipped as a DOT Hazardous?		Hazard Class Shipped: _____ UN#: _____ If UN2910, Is the Radioactive Shipment Survey Compliant? Yes ___ No ___	
B) Did the client designate the samples are to be received as radioactive?		<input checked="" type="checkbox"/> COC notation or radioactive stickers on containers equal client designation.	
C) Did the RSO classify the samples as radioactive?		Maximum Net Counts Observed* (Observed Counts - Area Background Counts): <u>0</u> CPM/mR/hr Classified as: Rad 1 Rad 2 Rad 3	
D) Did the client designate samples are hazardous?		<input checked="" type="checkbox"/> COC notation or hazard labels on containers equal client designation.	
E) Did the RSO identify possible hazards?		If D or E is yes, select Hazards below: PCB's Flammable Foreign Soil RCRA Asbestos Beryllium Other: _____	
Sample Receipt Criteria		Yes	No
		NA	
			Comments/Qualifiers (Required for Non-Conforming Items)
1	Shipping containers received intact and sealed?	<input checked="" type="checkbox"/>	Circle Applicable: Seals broken Damaged container Leaking container Other (describe)
2	Chain of custody documents included with shipment?	<input checked="" type="checkbox"/>	Circle Applicable: Client contacted and provided COC COC created upon receipt
3	Samples requiring cold preservation within (0 ≤ 6 deg. C)?*	<input checked="" type="checkbox"/>	Preservation Method: Wet Ice Ice Packs Dry ice None Other: _____ *all temperatures are recorded in Celsius TEMP: <u>3°C</u>
4	Daily check performed and passed on IR temperature gun?	<input checked="" type="checkbox"/>	Temperature Device Serial #: <u>IR4-23</u> Secondary Temperature Device Serial # (If Applicable): _____
5	Sample containers intact and sealed?	<input checked="" type="checkbox"/>	Circle Applicable: Seals broken Damaged container Leaking container Other (describe)
6	Samples requiring chemical preservation at proper pH?	<input checked="" type="checkbox"/>	Sample ID's and Containers Affected: If Preservation added, Lot#: _____
7	Do any samples require Volatile Analysis?	<input checked="" type="checkbox"/>	If Yes, are Encores or Soil Kits present for solids? Yes ___ No ___ NA ___ (If yes, take to VOA Free zer)
		<input checked="" type="checkbox"/>	Do liquid VOA vials contain acid preservation? Yes ___ No ___ NA ___ (If unknown, select No)
		<input checked="" type="checkbox"/>	Are liquid VOA vials free of headspace? Yes ___ No ___ NA ___
8	Samples received within holding time?	<input checked="" type="checkbox"/>	ID's and tests affected:
9	Sample ID's on COC match ID's on bottles?	<input checked="" type="checkbox"/>	ID's and containers affected:
10	Date & time on COC match date & time on bottles?	<input checked="" type="checkbox"/>	Circle Applicable: No dates on containers No times on containers COC missing info Other (describe)
11	Number of containers received match number indicated on COC?	<input checked="" type="checkbox"/>	Circle Applicable: No container count on COC Other (describe) <u>Missing AP 68715 and AP 68722</u>
12	Are sample containers identifiable as GEL provided by use of GEL labels?	<input checked="" type="checkbox"/>	
13	COC form is properly signed in relinquished/received sections?	<input checked="" type="checkbox"/>	Circle Applicable: Not relinquished Other (describe)
Comments (Use Continuation Form if needed):			

PM (or PMA) review: Initials Co Date 7/3/23 Page ___ of ___

List of current GEL Certifications as of 27 July 2023

State	Certification
Alabama	42200
Alaska	17-018
Alaska Drinking Water	SC00012
Arkansas	88-0651
CLIA	42D0904046
California	2940
Colorado	SC00012
Connecticut	PH-0169
DoD ELAP/ ISO17025 A2LA	2567.01
Florida NELAP	E87156
Foreign Soils Permit	P330-15-00283, P330-15-00253
Georgia	SC00012
Georgia SDWA	967
Hawaii	SC00012
Idaho	SC00012
Illinois NELAP	200029
Indiana	C-SC-01
Kansas NELAP	E-10332
Kentucky SDWA	90129
Kentucky Wastewater	90129
Louisiana Drinking Water	LA024
Louisiana NELAP	03046 (AI33904)
Maine	2019020
Maryland	270
Massachusetts	M-SC012
Massachusetts PFAS Approv	Letter
Michigan	9976
Mississippi	SC00012
Nebraska	NE-OS-26-13
Nevada	SC000122023-4
New Hampshire NELAP	2054
New Jersey NELAP	SC002
New Mexico	SC00012
New York NELAP	11501
North Carolina	233
North Carolina SDWA	45709
North Dakota	R-158
Oklahoma	2022-160
Pennsylvania NELAP	68-00485
Puerto Rico	SC00012
S. Carolina Radiochem	10120002
Sanitation Districts of L	9255651
South Carolina Chemistry	10120001
Tennessee	TN 02934
Texas NELAP	T104704235-22-20
Utah NELAP	SC000122022-37
Vermont	VT87156
Virginia NELAP	460202
Washington	C780

October 11, 2023

Ms. Jeanette Gilmetti
Santee Cooper
P.O. Box 2946101
OCO3
Moncks Corner, South Carolina 29461

Re: ABS Lab Analytical
Work Order: 640498

Dear Ms. Gilmetti:

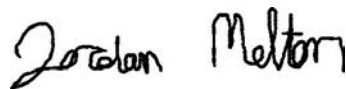
GEL Laboratories, LLC (GEL) appreciates the opportunity to provide the enclosed analytical results for the sample(s) we received on September 29, 2023. This original data report has been prepared and reviewed in accordance with GEL's standard operating procedures.

The samples were delivered with proper chain of custody documentation and signatures. All sample containers arrived without any visible signs of tampering or breakage. There are no additional comments concerning sample receipt.

Test results for NELAP or ISO 17025 accredited tests are verified to meet the requirements of those standards, with any exceptions noted. The results reported relate only to the items tested and to the sample as received by the laboratory. These results may not be reproduced except as full reports without approval by the laboratory. Copies of GEL's accreditations and certifications can be found on our website at www.gel.com.

Our policy is to provide high quality, personalized analytical services to enable you to meet your analytical needs on time every time. We trust that you will find everything in order and to your satisfaction. If you have any questions, please do not hesitate to call me at (843) 556-8171, ext. 4289.

Sincerely,



Jordan Melton for
Julie Robinson
Project Manager

Purchase Order: 398684
Enclosures



GEL LABORATORIES LLC

2040 Savage Road Charleston SC 29407 - (843) 556-8171 - www.gel.com

Certificate of Analysis Report for

SOOP001 Santee Cooper

Client SDG: 640498 GEL Work Order: 640498

The Qualifiers in this report are defined as follows:

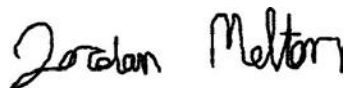
- * A quality control analyte recovery is outside of specified acceptance criteria
- ** Analyte is a Tracer compound
- ** Analyte is a surrogate compound
- J Value is estimated
- U Analyte was analyzed for, but not detected above the MDL, MDA, MDC or LOD.

Where the analytical method has been performed under NELAP certification, the analysis has met all of the requirements of the NELAC standard unless qualified on the Certificate of Analysis.

The designation ND, if present, appears in the result column when the analyte concentration is not detected above the limit as defined in the 'U' qualifier above.

This data report has been prepared and reviewed in accordance with GEL Laboratories LLC standard operating procedures. Please direct any questions to your Project Manager, Julie Robinson.

Reviewed by



GEL LABORATORIES LLC

2040 Savage Road Charleston SC 29407 - (843) 556-8171 - www.gel.com

Certificate of Analysis

Report Date: October 11, 2023

Company : Santee Cooper
 Address : P.O. Box 2946101
 OCO3
 Moncks Corner, South Carolina 29461
 Contact: Ms. Jeanette Gilmetti
 Project: ABS Lab Analytical

Client Sample ID: AF79064	Project: SOOP00119
Sample ID: 640498001	Client ID: SOOP001
Matrix: GW	
Collect Date: 26-SEP-23 12:13	
Receive Date: 29-SEP-23	
Collector: Client	

Parameter	Qualifier	Result	DL	RL	Units	PF	DF	Analyst	Date	Time	Batch	Method
Ion Chromatography												
EPA 300.0 Chloride, Liquid "As Received"												
Chloride		211	3.35	10.0	mg/L		50	LXA2	10/10/23	0438	2505683	1
Sulfate		36.0	6.65	20.0	mg/L		50					

The following Analytical Methods were performed:

Method	Description	Analyst	Comments
1	EPA 300.0		

Notes:

Column headers are defined as follows:

DF: Dilution Factor	Lc/LC: Critical Level
DL: Detection Limit	PF: Prep Factor
MDA: Minimum Detectable Activity	RL: Reporting Limit
MDC: Minimum Detectable Concentration	SQL: Sample Quantitation Limit

GEL LABORATORIES LLC

2040 Savage Road Charleston SC 29407 - (843) 556-8171 - www.gel.com

Certificate of Analysis

Report Date: October 11, 2023

Company : Santee Cooper
Address : P.O. Box 2946101
OCO3
Moncks Corner, South Carolina 29461
Contact: Ms. Jeanette Gilmetti
Project: ABS Lab Analytical

Client Sample ID: AF79065 Project: SOOP00119
Sample ID: 640498002 Client ID: SOOP001
Matrix: GW
Collect Date: 27-SEP-23 10:49
Receive Date: 29-SEP-23
Collector: Client

Parameter	Qualifier	Result	DL	RL	Units	PF	DF	Analyst	Date	Time	Batch	Method
Ion Chromatography												
EPA 300.0 Chloride, Liquid "As Received"												
Chloride		342	6.70	20.0	mg/L		100	LXA2	10/10/23	0610	2505683	1
Sulfate		84.5	13.3	40.0	mg/L		100					

The following Analytical Methods were performed:

Method	Description	Analyst	Comments
1	EPA 300.0		

Notes:

Column headers are defined as follows:

DF: Dilution Factor Lc/LC: Critical Level
DL: Detection Limit PF: Prep Factor
MDA: Minimum Detectable Activity RL: Reporting Limit
MDC: Minimum Detectable Concentration SQL: Sample Quantitation Limit

GEL LABORATORIES LLC

2040 Savage Road Charleston SC 29407 - (843) 556-8171 - www.gel.com

Certificate of Analysis

Report Date: October 11, 2023

Company : Santee Cooper
Address : P.O. Box 2946101
OCO3
Moncks Corner, South Carolina 29461
Contact: Ms. Jeanette Gilmetti
Project: ABS Lab Analytical

Client Sample ID: AF79066 Project: SOOP00119
Sample ID: 640498003 Client ID: SOOP001
Matrix: GW
Collect Date: 27-SEP-23 10:54
Receive Date: 29-SEP-23
Collector: Client

Parameter	Qualifier	Result	DL	RL	Units	PF	DF	Analyst	Date	Time	Batch	Method
Ion Chromatography												
EPA 300.0 Chloride, Liquid "As Received"												
Chloride		345	6.70	20.0	mg/L		100	LXA2	10/10/23	0641	2505683	1
Sulfate		96.4	13.3	40.0	mg/L		100					

The following Analytical Methods were performed:

Method	Description	Analyst	Comments
1	EPA 300.0		

Notes:

Column headers are defined as follows:

DF: Dilution Factor Lc/LC: Critical Level
DL: Detection Limit PF: Prep Factor
MDA: Minimum Detectable Activity RL: Reporting Limit
MDC: Minimum Detectable Concentration SQL: Sample Quantitation Limit

GEL LABORATORIES LLC

2040 Savage Road Charleston SC 29407 - (843) 556-8171 - www.gel.com

Certificate of Analysis

Report Date: October 11, 2023

Company : Santee Cooper
Address : P.O. Box 2946101
OCO3
Moncks Corner, South Carolina 29461
Contact: Ms. Jeanette Gilmetti
Project: ABS Lab Analytical

Client Sample ID: AF79067 Project: SOOP00119
Sample ID: 640498004 Client ID: SOOP001
Matrix: GW
Collect Date: 27-SEP-23 13:19
Receive Date: 29-SEP-23
Collector: Client

Parameter	Qualifier	Result	DL	RL	Units	PF	DF	Analyst	Date	Time	Batch	Method
Ion Chromatography												
EPA 300.0 Chloride, Liquid "As Received"												
Chloride		939	13.4	40.0	mg/L		200	LXA2	10/10/23	0712	2505683	1
Sulfate		699	26.6	80.0	mg/L		200					

The following Analytical Methods were performed:

Method	Description	Analyst	Comments
1	EPA 300.0		

Notes:

Column headers are defined as follows:

DF: Dilution Factor Lc/LC: Critical Level
DL: Detection Limit PF: Prep Factor
MDA: Minimum Detectable Activity RL: Reporting Limit
MDC: Minimum Detectable Concentration SQL: Sample Quantitation Limit

GEL LABORATORIES LLC

2040 Savage Road Charleston, SC 29407 - (843) 556-8171 - www.gel.com

QC Summary

Report Date: October 11, 2023

Page 1 of 2

Santee Cooper
P.O. Box 2946101
OCO3
Moncks Corner, South Carolina
Ms. Jeanette Gilmetti

Contact: Ms. Jeanette Gilmetti

Workorder: 640498

Parmname	NOM	Sample	Qual	QC	Units	RPD%	REC%	Range	Anlst	Date	Time
Ion Chromatography											
Batch	2505683										
QC1205541104	640498001	DUP									
Chloride		211		212	mg/L	0.534		(0%-20%)	LXA2	10/10/23	05:09
Sulfate		36.0		38.8	mg/L	7.48 ^		(+/-20.0)			
QC1205541102	LCS										
Chloride	5.00			4.59	mg/L		91.9	(90%-110%)		10/09/23	16:48
Sulfate	10.0			9.45	mg/L		94.5	(90%-110%)			
QC1205541101	MB										
Chloride			U	ND	mg/L					10/09/23	16:17
Sulfate			J	0.183	mg/L						
QC1205541106	640498001	PS									
Chloride	5.00	4.22		9.76	mg/L		111 *	(90%-110%)		10/10/23	05:40
Sulfate	10.0	0.721		10.4	mg/L		97.1	(90%-110%)			

Notes:

The Qualifiers in this report are defined as follows:

- U Analyte was analyzed for, but not detected above the MDL, MDA, MDC or LOD.
- J Value is estimated
- X Consult Case Narrative, Data Summary package, or Project Manager concerning this qualifier
- H Analytical holding time was exceeded
- < Result is less than value reported
- > Result is greater than value reported
- h Preparation or preservation holding time was exceeded
- R Sample results are rejected

GEL LABORATORIES LLC

2040 Savage Road Charleston, SC 29407 - (843) 556-8171 - www.gel.com

QC Summary

Workorder: 640498

Page 2 of 2

Parmname	NOM	Sample	Qual	QC	Units	RPD%	REC%	Range	Anlst	Date	Time
Z		Paint Filter Test--	Particulates passed through the filter, however no free liquids were observed.								
d		5-day BOD--	The 2:1 depletion requirement was not met for this sample								
^		RPD of sample and duplicate evaluated using +/-RL.	Concentrations are <5X the RL. Qualifier Not Applicable for Radiochemistry.								
N/A		RPD or %Recovery limits do not apply.									
ND		Analyte concentration is not detected above the detection limit									
NJ		Consult Case Narrative, Data Summary package, or Project Manager concerning this qualifier									
E		General Chemistry--	Concentration of the target analyte exceeds the instrument calibration range								
Q		One or more quality control criteria have not been met. Refer to the applicable narrative or DER.									
NI		See case narrative									
R		Per section 9.3.4.1 of Method 1664 Revision B, due to matrix spike recovery issues, this result may not be reported or used for regulatory compliance purposes.									
B		The target analyte was detected in the associated blank.									
e		5-day BOD--	Test replicates show more than 30% difference between high and low values. The data is qualified per the method and can be used for reporting purposes								
J		See case narrative for an explanation									

N/A indicates that spike recovery limits do not apply when sample concentration exceeds spike conc. by a factor of 4 or more or %RPD not applicable.

^ The Relative Percent Difference (RPD) obtained from the sample duplicate (DUP) is evaluated against the acceptance criteria when the sample is greater than five times (5X) the contract required detection limit (RL). In cases where either the sample or duplicate value is less than 5X the RL, a control limit of +/- the RL is used to evaluate the DUP result.

* Indicates that a Quality Control parameter was not within specifications.

For PS, PSD, and SDILT results, the values listed are the measured amounts, not final concentrations.

Where the analytical method has been performed under NELAP certification, the analysis has met all of the requirements of the NELAC standard unless qualified on the QC Summary.

**General Chemistry
Technical Case Narrative
Santee Cooper
SDG #: 640498**

Product: Ion Chromatography

Analytical Method: EPA 300.0

Analytical Procedure: GL-GC-E-086 REV# 33

Analytical Batch: 2505683

The following samples were analyzed using the above methods and analytical procedure(s).

<u>GEL Sample ID#</u>	<u>Client Sample Identification</u>
640498001	AF79064
640498002	AF79065
640498003	AF79066
640498004	AF79067
1205541101	Method Blank (MB)
1205541102	Laboratory Control Sample (LCS)
1205541104	640498001(AF79064) Sample Duplicate (DUP)
1205541106	640498001(AF79064) Post Spike (PS)

The samples in this SDG were analyzed on an "as received" basis.

Data Summary:

All sample data provided in this report met the acceptance criteria specified in the analytical methods and procedures for initial calibration, continuing calibration, instrument controls and process controls where applicable, with the following exceptions.

Quality Control (QC) Information

Matrix Spike (MS)/Post Spike (PS) Recovery Statement

The percent recoveries (%R) obtained from the spike analyses are evaluated when the sample concentration is less than four times (4X) the spike concentration added. The matrix spike recovered outside of the established acceptance limits due to matrix interference and/or non-homogeneity.

Analyte	Sample	Value
Chloride	1205541106 (AF79064PS)	111* (90%-110%)

Technical Information

Sample Dilutions

The following samples 1205541104 (AF79064DUP), 1205541106 (AF79064PS), 640498001 (AF79064), 640498002 (AF79065), 640498003 (AF79066) and 640498004 (AF79067) were diluted because target analyte concentrations exceeded the calibration range. Samples 1205541104 (AF79064DUP), 1205541106 (AF79064PS), 640498001 (AF79064), 640498002 (AF79065), 640498003 (AF79066) and 640498004 (AF79067) were diluted based on historical data. Dilutions may be required for many reasons, including to minimize matrix interferences or to bring over range target analyte concentrations into the linear calibration range.

Analyte	640498			
	001	002	003	004
Chloride	50X	100X	100X	200X
Sulfate	50X	100X	100X	200X

Certification Statement

Where the analytical method has been performed under NELAP certification, the analysis has met all of the requirements of the NELAC standard unless otherwise noted in the analytical case narrative.

Chain of Custody

639,284
639,285



Customer Email/Report Recipient: LCWILLIA@santecooper.com Date Results Needed by: Project/Task/Unit #: 125915 / JM02.09.G01.1 / 36500 Rerun request for any flagged QC Yes No

Analysis Group

Labworks ID # (Internal use only)	Sample Location/ Description	Collection Date	Collection Time	Sample Collector	Total # of containers	Bottle type: (Glass- G/Plastic-P)	Grab (G) or Composite (C)	Matrix(see below)	Preservative (see below)	Comments	RAD 226/228	TOTAL RAD CALC	F, Cl, SO4
AF79064	WAP-27	9/26/23	1213	ZDM B5B	3	P	G	GW	2/ 1		2	X	1
65	WAP-28	9/27/23	1049										
66	WAP-28 DUP		1054										
67	WAP-29		1319										

Relinquished by:	Employee#	Date	Time	Received by:	Employee #	Date	Time
<i>Janth</i>	36851	9/21/23	11:36	<i>[Signature]</i>	GEL	9/29/23	09:26
<i>[Signature]</i>	661	9/25/23	11:00	<i>[Signature]</i>	GEL	9/29/23	16:00

Sample Receiving (Internal Use Only)
TEMP (°C): _____ Initial: _____
Correct pH: Yes No
Preservative Lot#: _____
Date/Time/Init for preservative: _____

<input type="checkbox"/> METALS (all) <input type="checkbox"/> Ag <input type="checkbox"/> Cu <input type="checkbox"/> Sb <input type="checkbox"/> Al <input type="checkbox"/> Fe <input type="checkbox"/> Se <input type="checkbox"/> As <input type="checkbox"/> K <input type="checkbox"/> Sn <input type="checkbox"/> B <input type="checkbox"/> Li <input type="checkbox"/> Sr <input type="checkbox"/> Ba <input type="checkbox"/> Mg <input type="checkbox"/> Ti <input type="checkbox"/> Be <input type="checkbox"/> Mn <input type="checkbox"/> Tl <input type="checkbox"/> Ca <input type="checkbox"/> Mo <input type="checkbox"/> V <input type="checkbox"/> Cd <input type="checkbox"/> Na <input type="checkbox"/> Zn <input type="checkbox"/> Co <input type="checkbox"/> Ni <input type="checkbox"/> Hg <input type="checkbox"/> Cr <input type="checkbox"/> Pb <input type="checkbox"/> CrVI	Nutrients <input type="checkbox"/> TOC <input type="checkbox"/> DOC <input type="checkbox"/> TP/TPO4 <input type="checkbox"/> NH3-N <input type="checkbox"/> F <input type="checkbox"/> Cl <input type="checkbox"/> NO2 <input type="checkbox"/> Br <input type="checkbox"/> NO3 <input type="checkbox"/> SO4	MISC. <input type="checkbox"/> BTEX <input type="checkbox"/> Naphthalene <input type="checkbox"/> THM/HAA <input type="checkbox"/> VOC <input type="checkbox"/> Oil & Grease <input type="checkbox"/> E. Coli <input type="checkbox"/> Total Coliform <input type="checkbox"/> pH <input type="checkbox"/> Dissolved As <input type="checkbox"/> Dissolved Fe <input type="checkbox"/> Rad 226 <input type="checkbox"/> Rad 228 <input type="checkbox"/> PCB	Gypsum <input type="checkbox"/> Wallboard Gypsum(all below) <input type="checkbox"/> AIM <input type="checkbox"/> TOC <input type="checkbox"/> Total metals <input type="checkbox"/> Soluble Metals <input type="checkbox"/> Purity (CaSO4) <input type="checkbox"/> % Moisture <input type="checkbox"/> Sulfites <input type="checkbox"/> pH <input type="checkbox"/> Chlorides <input type="checkbox"/> Particle Size <input type="checkbox"/> Sulfur	Coal <input type="checkbox"/> Ultimate <input type="checkbox"/> % Moisture <input type="checkbox"/> Ash <input type="checkbox"/> Sulfur <input type="checkbox"/> BTUs <input type="checkbox"/> Volatile Matter <input type="checkbox"/> CHN Other Tests: <input type="checkbox"/> XRF Scan <input type="checkbox"/> HGI <input type="checkbox"/> Fineness <input type="checkbox"/> Particulate Matter	Flyash <input type="checkbox"/> Ammonia <input type="checkbox"/> LOI <input type="checkbox"/> % Carbon <input type="checkbox"/> Mineral Analysis <input type="checkbox"/> Sieve <input type="checkbox"/> % Moisture NPDES <input type="checkbox"/> Oil & Grease <input type="checkbox"/> As <input type="checkbox"/> TSS	Oil <input type="checkbox"/> Trans. Oil Qual. <input type="checkbox"/> %Moisture <input type="checkbox"/> Color <input type="checkbox"/> % Carbon <input type="checkbox"/> Acidity <input type="checkbox"/> Dielectric Strength <input type="checkbox"/> IFT <input type="checkbox"/> Dissolved Gases <input type="checkbox"/> Used Oil <input type="checkbox"/> Flashpoint <input type="checkbox"/> Metals in oil (As,Cd,Cr,Ni,Pb Hg) <input type="checkbox"/> TX <input type="checkbox"/> GOFER
--	--	--	--	---	--	---

SAMPLE RECEIPT & REVIEW FORM

Client: SCOP SDG/AR/COC/Work Order: U39284 / 639205

Received By: QG Date Received: 9/29/23

Carrier and Tracking Number: n/a
 Circle Applicable: FedEx Express FedEx Ground UPS Field Services Courier Other

Suspected Hazard Information: Yes No
 *If Net Counts > 100cpm on samples not marked "radioactive", contact the Radiation Safety Group for further investigation.

A) Shipped as a DOT Hazardous?
 Hazard Class Shipped: _____ UN#: _____
 If UN2910, Is the Radioactive Shipment Survey Compliant? Yes ___ No ___

B) Did the client designate the samples are to be received as radioactive?
 COC notation or radioactive stickers on containers equal client designation.

C) Did the RSO classify the samples as radioactive?
 Maximum Net Counts Observed* (Observed Counts - Area Background Counts): 0 CPM/mR/Hr
 Classified as: Rad 1 Rad 2 Rad 3

D) Did the client designate samples are hazardous?
 COC notation or hazard labels on containers equal client designation.

E) Did the RSO identify possible hazards?
 If D or E is yes, select Hazards below.
 PCB's Flammable Foreign Soil RCRA Asbestos Beryllium Other:

Sample Receipt Criteria	Yes	NA	No	Comments/Qualifiers (Required for Non-Conforming Items)
1 Shipping containers received intact and sealed?	<input checked="" type="checkbox"/>	<input checked="" type="checkbox"/>	<input type="checkbox"/>	Circle Applicable: Seals broken Damaged container Leaking container Other (describe)
2 Chain of custody documents included with shipment?	<input checked="" type="checkbox"/>	<input checked="" type="checkbox"/>	<input type="checkbox"/>	Circle Applicable: Client contacted and provided COC COC created upon receipt
3 Samples requiring cold preservation within (0 ≤ 6 deg. C)?*	<input checked="" type="checkbox"/>	<input checked="" type="checkbox"/>	<input type="checkbox"/>	Preservation Method: <u>Wet Ice</u> Ice Packs Dry ice None Other: *all temperatures are recorded in Celsius TEMP: <u>3°C</u>
4 Daily check performed and passed on IR temperature gun?	<input checked="" type="checkbox"/>	<input checked="" type="checkbox"/>	<input type="checkbox"/>	Temperature Device Serial #: <u>IR1-23</u> Secondary Temperature Device Serial # (If Applicable): _____
5 Sample containers intact and sealed?	<input checked="" type="checkbox"/>	<input checked="" type="checkbox"/>	<input type="checkbox"/>	Circle Applicable: Seals broken Damaged container Leaking container Other (describe)
6 Samples requiring chemical preservation at proper pH?	<input checked="" type="checkbox"/>	<input checked="" type="checkbox"/>	<input type="checkbox"/>	Sample ID's and Containers Affected: If Preservation added, Lot#:
7 Do any samples require Volatile Analysis?	<input checked="" type="checkbox"/>	<input checked="" type="checkbox"/>	<input type="checkbox"/>	If Yes, are Encores or Soil Kits present for solids? Yes ___ No ___ NA ___ (If yes, take to VOA Freezer) Do liquid VOA vials contain acid preservation? Yes ___ No ___ NA ___ (If unknown, select No) Are liquid VOA vials free of headspace? Yes ___ No ___ NA ___ Sample ID's and containers affected:
8 Samples received within holding time?	<input checked="" type="checkbox"/>	<input checked="" type="checkbox"/>	<input type="checkbox"/>	ID's and tests affected:
9 Sample ID's on COC match ID's on bottles?	<input checked="" type="checkbox"/>	<input checked="" type="checkbox"/>	<input type="checkbox"/>	ID's and containers affected:
10 Date & time on COC match date & time on bottles?	<input checked="" type="checkbox"/>	<input checked="" type="checkbox"/>	<input type="checkbox"/>	Circle Applicable: No dates on containers No times on containers COC missing info Other (describe)
11 Number of containers received match number indicated on COC?	<input checked="" type="checkbox"/>	<input checked="" type="checkbox"/>	<input type="checkbox"/>	Circle Applicable: No container count on COC Other (describe)
12 Are sample containers identifiable as GEL provided by use of GEL labels?	<input checked="" type="checkbox"/>	<input checked="" type="checkbox"/>	<input type="checkbox"/>	
13 COC form is properly signed in relinquished/received sections?	<input checked="" type="checkbox"/>	<input checked="" type="checkbox"/>	<input type="checkbox"/>	Circle Applicable: Not relinquished Other (describe)

Comments (Use Continuation Form if needed):

PM (or PMA) review: Initials JW Date 9/30/23 Page 1 of 1

List of current GEL Certifications as of 11 October 2023

State	Certification
Alabama	42200
Alaska	17-018
Alaska Drinking Water	SC00012
Arkansas	88-00651
CLIA	42D0904046
California	2940
Colorado	SC00012
Connecticut	PH-0169
DoD ELAP/ ISO17025 A2LA	2567.01
Florida NELAP	E87156
Foreign Soils Permit	P330-15-00283, P330-15-00253
Georgia	SC00012
Georgia SDWA	967
Hawaii	SC00012
Idaho	SC00012
Illinois NELAP	200029
Indiana	C-SC-01
Kansas NELAP	E-10332
Kentucky SDWA	KY90129
Kentucky Wastewater	KY90129
Louisiana Drinking Water	LA024
Louisiana NELAP	03046 (AI33904)
Maine	2023019
Maryland	270
Massachusetts	M-SC012
Massachusetts PFAS Approv	Letter
Michigan	9976
Mississippi	SC00012
Nebraska	NE-OS-26-13
Nevada	SC000122024-04
New Hampshire NELAP	2054
New Jersey NELAP	SC002
New Mexico	SC00012
New York NELAP	11501
North Carolina	233
North Carolina SDWA	45709
North Dakota	R-158
Oklahoma	2022-160
Pennsylvania NELAP	68-00485
Puerto Rico	SC00012
S. Carolina Radiochem	10120002
Sanitation Districts of L	9255651
South Carolina Chemistry	10120001
Tennessee	TN 02934
Texas NELAP	T104704235-23-21
Utah NELAP	SC000122022-37
Vermont	VT87156
Virginia NELAP	460202
Washington	C780

ANALYTICAL REPORT

PREPARED FOR

Attn: Linda Williams
South Carolina Public Service Authority
Santee Cooper
PO BOX 2946101
Moncks Corner, South Carolina 29461-2901

Generated 7/14/2023 8:56:55 AM Revision 1

JOB DESCRIPTION

Santee Cooper / 125915

JOB NUMBER

680-237317-1

Eurofins Savannah

Job Notes

This report may not be reproduced except in full, and with written approval from the laboratory. The results relate only to the samples tested. For questions please contact the Project Manager at the e-mail address or telephone number listed on this page.

The test results in this report relate only to the samples as received by the laboratory and will meet all requirements of the methodology, with any exceptions noted. This report shall not be reproduced except in full, without the express written approval of the laboratory. All questions should be directed to the Eurofins Environment Testing Southeast, LLC Project Manager.

Authorization



Generated
7/14/2023 8:56:55 AM
Revision 1

Authorized for release by
Heather Trotter, Project Manager
Heather.Trotter@et.eurofinsus.com
Designee for
Jerry Lanier, Project Manager I
Jerry.Lanier@et.eurofinsus.com
(912)250-0281

Table of Contents

Cover Page	1
Table of Contents	3
Case Narrative	4
Sample Summary	5
Method Summary	6
Definitions	7
Detection Summary	8
Client Sample Results	9
QC Sample Results	18
QC Association	19
Chronicle	20
Chain of Custody	22
Receipt Checklists	23
Certification Summary	24



Case Narrative

Client: South Carolina Public Service Authority
Project/Site: Santee Cooper / 125915

Job ID: 680-237317-1

Job ID: 680-237317-1

Laboratory: Eurofins Savannah

Narrative

**Job Narrative
680-237317-1**

Comments

No additional comments.

Revision

The report being provided is a revision of the original report sent on 7/11/2023. The report (revision 1) is being revised due to: Client needs the Mercury associated with failed QC to be ran again for verification..

Receipt

The samples were received on 7/6/2023 9:40 AM. Unless otherwise noted below, the samples arrived in good condition, and where required, properly preserved and on ice. The temperature of the cooler at receipt was 21.2° C.

Metals

No analytical or quality issues were noted, other than those described in the Definitions/Glossary page.

- 1
- 2
- 3
- 4
- 5
- 6
- 7
- 8
- 9
- 10
- 11
- 12
- 13
- 14

Sample Summary

Client: South Carolina Public Service Authority
Project/Site: Santee Cooper / 125915

Job ID: 680-237317-1

Lab Sample ID	Client Sample ID	Matrix	Collected	Received
680-237317-1	AF68719	Water	06/29/23 10:48	07/06/23 09:40
680-237317-2	AF68720	Water	06/29/23 11:40	07/06/23 09:40
680-237317-3	AF68721	Water	06/29/23 11:45	07/06/23 09:40
680-237317-4	AF68713	Water	06/29/23 13:51	07/06/23 09:40
680-237317-5	AF68714	Water	06/28/23 14:09	07/06/23 09:40
680-237317-6	AF68712	Water	06/28/23 15:20	07/06/23 09:40
680-237317-7	AF68748	Water	06/27/23 10:15	07/06/23 09:40
680-237317-8	AF68711	Water	06/27/23 11:26	07/06/23 09:40
680-237317-9	AF68717	Water	06/27/23 13:57	07/06/23 09:40

- 1
- 2
- 3
- 4
- 5
- 6
- 7
- 8
- 9
- 10
- 11
- 12
- 13
- 14

Method Summary

Client: South Carolina Public Service Authority
Project/Site: Santee Cooper / 125915

Job ID: 680-237317-1

Method	Method Description	Protocol	Laboratory
7470A	Mercury (CVAA)	SW846	EET SAV
7470A	Preparation, Mercury	SW846	EET SAV

Protocol References:

SW846 = "Test Methods For Evaluating Solid Waste, Physical/Chemical Methods", Third Edition, November 1986 And Its Updates.

Laboratory References:

EET SAV = Eurofins Savannah, 5102 LaRoche Avenue, Savannah, GA 31404, TEL (912)354-7858

- 1
- 2
- 3
- 4
- 5
- 6
- 7
- 8
- 9
- 10
- 11
- 12
- 13
- 14

Definitions/Glossary

Client: South Carolina Public Service Authority
Project/Site: Santee Cooper / 125915

Job ID: 680-237317-1

Qualifiers

Metals

Qualifier	Qualifier Description
F1	MS and/or MSD recovery exceeds control limits.
F2	MS/MSD RPD exceeds control limits
U	Indicates the analyte was analyzed for but not detected.

Glossary

Abbreviation	These commonly used abbreviations may or may not be present in this report.
▫	Listed under the "D" column to designate that the result is reported on a dry weight basis
%R	Percent Recovery
CFL	Contains Free Liquid
CFU	Colony Forming Unit
CNF	Contains No Free Liquid
DER	Duplicate Error Ratio (normalized absolute difference)
Dil Fac	Dilution Factor
DL	Detection Limit (DoD/DOE)
DL, RA, RE, IN	Indicates a Dilution, Re-analysis, Re-extraction, or additional Initial metals/anion analysis of the sample
DLC	Decision Level Concentration (Radiochemistry)
EDL	Estimated Detection Limit (Dioxin)
LOD	Limit of Detection (DoD/DOE)
LOQ	Limit of Quantitation (DoD/DOE)
MCL	EPA recommended "Maximum Contaminant Level"
MDA	Minimum Detectable Activity (Radiochemistry)
MDC	Minimum Detectable Concentration (Radiochemistry)
MDL	Method Detection Limit
ML	Minimum Level (Dioxin)
MPN	Most Probable Number
MQL	Method Quantitation Limit
NC	Not Calculated
ND	Not Detected at the reporting limit (or MDL or EDL if shown)
NEG	Negative / Absent
POS	Positive / Present
PQL	Practical Quantitation Limit
PRES	Presumptive
QC	Quality Control
RER	Relative Error Ratio (Radiochemistry)
RL	Reporting Limit or Requested Limit (Radiochemistry)
RPD	Relative Percent Difference, a measure of the relative difference between two points
TEF	Toxicity Equivalent Factor (Dioxin)
TEQ	Toxicity Equivalent Quotient (Dioxin)
TNTC	Too Numerous To Count

Detection Summary

Client: South Carolina Public Service Authority
Project/Site: Santee Cooper / 125915

Job ID: 680-237317-1

Client Sample ID: AF68719 **Lab Sample ID: 680-237317-1**

No Detections.

Client Sample ID: AF68720 **Lab Sample ID: 680-237317-2**

No Detections.

Client Sample ID: AF68721 **Lab Sample ID: 680-237317-3**

No Detections.

Client Sample ID: AF68713 **Lab Sample ID: 680-237317-4**

No Detections.

Client Sample ID: AF68714 **Lab Sample ID: 680-237317-5**

No Detections.

Client Sample ID: AF68712 **Lab Sample ID: 680-237317-6**

No Detections.

Client Sample ID: AF68748 **Lab Sample ID: 680-237317-7**

No Detections.

Client Sample ID: AF68711 **Lab Sample ID: 680-237317-8**

No Detections.

Client Sample ID: AF68717 **Lab Sample ID: 680-237317-9**

No Detections.

This Detection Summary does not include radiochemical test results.

Eurofins Savannah

1
2
3
4
5
6
7
8
9
10
11
12
13
14

Client Sample Results

Client: South Carolina Public Service Authority
Project/Site: Santee Cooper / 125915

Job ID: 680-237317-1

Client Sample ID: AF68719

Lab Sample ID: 680-237317-1

Date Collected: 06/29/23 10:48

Matrix: Water

Date Received: 07/06/23 09:40

Method: SW846 7470A - Mercury (CVAA)

Analyte	Result	Qualifier	RL	MDL	Unit	D	Prepared	Analyzed	Dil Fac
Mercury	0.200	U	0.200		ug/L		07/10/23 12:38	07/11/23 14:29	1

- 1
- 2
- 3
- 4
- 5
- 6
- 7
- 8
- 9
- 10
- 11
- 12
- 13
- 14

Client Sample Results

Client: South Carolina Public Service Authority
Project/Site: Santee Cooper / 125915

Job ID: 680-237317-1

Client Sample ID: AF68720

Lab Sample ID: 680-237317-2

Date Collected: 06/29/23 11:40

Matrix: Water

Date Received: 07/06/23 09:40

Method: SW846 7470A - Mercury (CVAA)

Analyte	Result	Qualifier	RL	MDL	Unit	D	Prepared	Analyzed	Dil Fac
Mercury	0.200	U F1 F2	0.200		ug/L		07/10/23 12:38	07/11/23 14:30	1
Mercury	0.200	U	0.200		ug/L		07/13/23 09:39	07/13/23 13:38	1

- 1
- 2
- 3
- 4
- 5
- 6
- 7
- 8
- 9
- 10
- 11
- 12
- 13
- 14

Client Sample Results

Client: South Carolina Public Service Authority
Project/Site: Santee Cooper / 125915

Job ID: 680-237317-1

Client Sample ID: AF68721

Lab Sample ID: 680-237317-3

Date Collected: 06/29/23 11:45

Matrix: Water

Date Received: 07/06/23 09:40

Method: SW846 7470A - Mercury (CVAA)

Analyte	Result	Qualifier	RL	MDL	Unit	D	Prepared	Analyzed	Dil Fac
Mercury	0.200	U	0.200		ug/L		07/10/23 12:38	07/11/23 14:35	1

- 1
- 2
- 3
- 4
- 5
- 6
- 7
- 8
- 9
- 10
- 11
- 12
- 13
- 14

Client Sample Results

Client: South Carolina Public Service Authority
Project/Site: Santee Cooper / 125915

Job ID: 680-237317-1

Client Sample ID: AF68713

Lab Sample ID: 680-237317-4

Date Collected: 06/29/23 13:51

Matrix: Water

Date Received: 07/06/23 09:40

Method: SW846 7470A - Mercury (CVAA)

Analyte	Result	Qualifier	RL	MDL	Unit	D	Prepared	Analyzed	Dil Fac
Mercury	0.200	U	0.200		ug/L		07/10/23 12:38	07/11/23 14:36	1

- 1
- 2
- 3
- 4
- 5
- 6
- 7
- 8
- 9
- 10
- 11
- 12
- 13
- 14

Client Sample Results

Client: South Carolina Public Service Authority
Project/Site: Santee Cooper / 125915

Job ID: 680-237317-1

Client Sample ID: AF68714

Lab Sample ID: 680-237317-5

Date Collected: 06/28/23 14:09

Matrix: Water

Date Received: 07/06/23 09:40

Method: SW846 7470A - Mercury (CVAA)

Analyte	Result	Qualifier	RL	MDL	Unit	D	Prepared	Analyzed	Dil Fac
Mercury	0.200	U	0.200		ug/L		07/10/23 12:38	07/11/23 14:38	1

- 1
- 2
- 3
- 4
- 5
- 6
- 7
- 8
- 9
- 10
- 11
- 12
- 13
- 14

Client Sample Results

Client: South Carolina Public Service Authority
Project/Site: Santee Cooper / 125915

Job ID: 680-237317-1

Client Sample ID: AF68712

Lab Sample ID: 680-237317-6

Date Collected: 06/28/23 15:20

Matrix: Water

Date Received: 07/06/23 09:40

Method: SW846 7470A - Mercury (CVAA)

Analyte	Result	Qualifier	RL	MDL	Unit	D	Prepared	Analyzed	Dil Fac
Mercury	0.200	U	0.200		ug/L		07/10/23 12:38	07/11/23 14:39	1

- 1
- 2
- 3
- 4
- 5
- 6
- 7
- 8
- 9
- 10
- 11
- 12
- 13
- 14

Client Sample Results

Client: South Carolina Public Service Authority
Project/Site: Santee Cooper / 125915

Job ID: 680-237317-1

Client Sample ID: AF68748

Lab Sample ID: 680-237317-7

Date Collected: 06/27/23 10:15

Matrix: Water

Date Received: 07/06/23 09:40

Method: SW846 7470A - Mercury (CVAA)

Analyte	Result	Qualifier	RL	MDL	Unit	D	Prepared	Analyzed	Dil Fac
Mercury	0.200	U	0.200		ug/L		07/10/23 12:38	07/11/23 13:19	1

- 1
- 2
- 3
- 4
- 5
- 6
- 7
- 8
- 9
- 10
- 11
- 12
- 13
- 14

Client Sample Results

Client: South Carolina Public Service Authority
Project/Site: Santee Cooper / 125915

Job ID: 680-237317-1

Client Sample ID: AF68711

Lab Sample ID: 680-237317-8

Date Collected: 06/27/23 11:26

Matrix: Water

Date Received: 07/06/23 09:40

Method: SW846 7470A - Mercury (CVAA)

Analyte	Result	Qualifier	RL	MDL	Unit	D	Prepared	Analyzed	Dil Fac
Mercury	0.200	U	0.200		ug/L		07/10/23 12:38	07/11/23 13:20	1

- 1
- 2
- 3
- 4
- 5
- 6
- 7
- 8
- 9
- 10
- 11
- 12
- 13
- 14

Client Sample Results

Client: South Carolina Public Service Authority
Project/Site: Santee Cooper / 125915

Job ID: 680-237317-1

Client Sample ID: AF68717

Lab Sample ID: 680-237317-9

Date Collected: 06/27/23 13:57

Matrix: Water

Date Received: 07/06/23 09:40

Method: SW846 7470A - Mercury (CVAA)

Analyte	Result	Qualifier	RL	MDL	Unit	D	Prepared	Analyzed	Dil Fac
Mercury	0.200	U	0.200		ug/L		07/10/23 12:38	07/11/23 13:22	1

- 1
- 2
- 3
- 4
- 5
- 6
- 7
- 8
- 9
- 10
- 11
- 12
- 13
- 14

QC Sample Results

Client: South Carolina Public Service Authority
 Project/Site: Santee Cooper / 125915

Job ID: 680-237317-1

Method: 7470A - Mercury (CVAA)

Lab Sample ID: MB 680-787520/1-A
Matrix: Water
Analysis Batch: 787762

Client Sample ID: Method Blank
Prep Type: Total/NA
Prep Batch: 787520

Analyte	MB Result	MB Qualifier	RL	MDL	Unit	D	Prepared	Analyzed	Dil Fac
Mercury	0.200	U	0.200		ug/L		07/10/23 12:38	07/11/23 14:26	1

Lab Sample ID: LCS 680-787520/2-A
Matrix: Water
Analysis Batch: 787762

Client Sample ID: Lab Control Sample
Prep Type: Total/NA
Prep Batch: 787520

Analyte	Spike Added	LCS Result	LCS Qualifier	Unit	D	%Rec	%Rec Limits
Mercury	2.50	2.357		ug/L		94	80 - 120

Lab Sample ID: 680-237317-2 MS
Matrix: Water
Analysis Batch: 787762

Client Sample ID: AF68720
Prep Type: Total/NA
Prep Batch: 787520

Analyte	Sample Result	Sample Qualifier	Spike Added	MS Result	MS Qualifier	Unit	D	%Rec	%Rec Limits
Mercury	0.200	U F1 F2	1.00	0.2587	F1	ug/L		26	80 - 120

Lab Sample ID: 680-237317-2 MSD
Matrix: Water
Analysis Batch: 787762

Client Sample ID: AF68720
Prep Type: Total/NA
Prep Batch: 787520

Analyte	Sample Result	Sample Qualifier	Spike Added	MSD Result	MSD Qualifier	Unit	D	%Rec	%Rec Limits	RPD	Limit
Mercury	0.200	U F1 F2	1.00	0.200	U F1 F2	ug/L		17	80 - 120	40	20

Lab Sample ID: MB 680-788105/1-A
Matrix: Water
Analysis Batch: 788196

Client Sample ID: Method Blank
Prep Type: Total/NA
Prep Batch: 788105

Analyte	MB Result	MB Qualifier	RL	MDL	Unit	D	Prepared	Analyzed	Dil Fac
Mercury	0.200	U	0.200		ug/L		07/13/23 09:39	07/13/23 13:24	1

Lab Sample ID: LCS 680-788105/2-A
Matrix: Water
Analysis Batch: 788196

Client Sample ID: Lab Control Sample
Prep Type: Total/NA
Prep Batch: 788105

Analyte	Spike Added	LCS Result	LCS Qualifier	Unit	D	%Rec	%Rec Limits
Mercury	2.50	2.716		ug/L		109	80 - 120

QC Association Summary

Client: South Carolina Public Service Authority
Project/Site: Santee Cooper / 125915

Job ID: 680-237317-1

Metals

Prep Batch: 787520

Lab Sample ID	Client Sample ID	Prep Type	Matrix	Method	Prep Batch
680-237317-1	AF68719	Total/NA	Water	7470A	
680-237317-2	AF68720	Total/NA	Water	7470A	
680-237317-3	AF68721	Total/NA	Water	7470A	
680-237317-4	AF68713	Total/NA	Water	7470A	
680-237317-5	AF68714	Total/NA	Water	7470A	
680-237317-6	AF68712	Total/NA	Water	7470A	
680-237317-7	AF68748	Total/NA	Water	7470A	
680-237317-8	AF68711	Total/NA	Water	7470A	
680-237317-9	AF68717	Total/NA	Water	7470A	
MB 680-787520/1-A	Method Blank	Total/NA	Water	7470A	
LCS 680-787520/2-A	Lab Control Sample	Total/NA	Water	7470A	
680-237317-2 MS	AF68720	Total/NA	Water	7470A	
680-237317-2 MSD	AF68720	Total/NA	Water	7470A	

Analysis Batch: 787762

Lab Sample ID	Client Sample ID	Prep Type	Matrix	Method	Prep Batch
680-237317-1	AF68719	Total/NA	Water	7470A	787520
680-237317-2	AF68720	Total/NA	Water	7470A	787520
680-237317-3	AF68721	Total/NA	Water	7470A	787520
680-237317-4	AF68713	Total/NA	Water	7470A	787520
680-237317-5	AF68714	Total/NA	Water	7470A	787520
680-237317-6	AF68712	Total/NA	Water	7470A	787520
680-237317-7	AF68748	Total/NA	Water	7470A	787520
680-237317-8	AF68711	Total/NA	Water	7470A	787520
680-237317-9	AF68717	Total/NA	Water	7470A	787520
MB 680-787520/1-A	Method Blank	Total/NA	Water	7470A	787520
LCS 680-787520/2-A	Lab Control Sample	Total/NA	Water	7470A	787520
680-237317-2 MS	AF68720	Total/NA	Water	7470A	787520
680-237317-2 MSD	AF68720	Total/NA	Water	7470A	787520

Prep Batch: 788105

Lab Sample ID	Client Sample ID	Prep Type	Matrix	Method	Prep Batch
680-237317-2	AF68720	Total/NA	Water	7470A	
MB 680-788105/1-A	Method Blank	Total/NA	Water	7470A	
LCS 680-788105/2-A	Lab Control Sample	Total/NA	Water	7470A	

Analysis Batch: 788196

Lab Sample ID	Client Sample ID	Prep Type	Matrix	Method	Prep Batch
680-237317-2	AF68720	Total/NA	Water	7470A	788105
MB 680-788105/1-A	Method Blank	Total/NA	Water	7470A	788105
LCS 680-788105/2-A	Lab Control Sample	Total/NA	Water	7470A	788105

Lab Chronicle

Client: South Carolina Public Service Authority
Project/Site: Santee Cooper / 125915

Job ID: 680-237317-1

Client Sample ID: AF68719

Lab Sample ID: 680-237317-1

Date Collected: 06/29/23 10:48

Matrix: Water

Date Received: 07/06/23 09:40

Prep Type	Batch Type	Batch Method	Run	Dilution Factor	Batch Number	Analyst	Lab	Prepared or Analyzed
Total/NA	Prep	7470A			787520	DW	EET SAV	07/10/23 12:38
Total/NA	Analysis	7470A		1	787762	BJB	EET SAV	07/11/23 14:29

Client Sample ID: AF68720

Lab Sample ID: 680-237317-2

Date Collected: 06/29/23 11:40

Matrix: Water

Date Received: 07/06/23 09:40

Prep Type	Batch Type	Batch Method	Run	Dilution Factor	Batch Number	Analyst	Lab	Prepared or Analyzed
Total/NA	Prep	7470A			787520	DW	EET SAV	07/10/23 12:38
Total/NA	Analysis	7470A		1	787762	BJB	EET SAV	07/11/23 14:30
Total/NA	Prep	7470A			788105	DW	EET SAV	07/13/23 09:39
Total/NA	Analysis	7470A		1	788196	BCB	EET SAV	07/13/23 13:38

Client Sample ID: AF68721

Lab Sample ID: 680-237317-3

Date Collected: 06/29/23 11:45

Matrix: Water

Date Received: 07/06/23 09:40

Prep Type	Batch Type	Batch Method	Run	Dilution Factor	Batch Number	Analyst	Lab	Prepared or Analyzed
Total/NA	Prep	7470A			787520	DW	EET SAV	07/10/23 12:38
Total/NA	Analysis	7470A		1	787762	BJB	EET SAV	07/11/23 14:35

Client Sample ID: AF68713

Lab Sample ID: 680-237317-4

Date Collected: 06/29/23 13:51

Matrix: Water

Date Received: 07/06/23 09:40

Prep Type	Batch Type	Batch Method	Run	Dilution Factor	Batch Number	Analyst	Lab	Prepared or Analyzed
Total/NA	Prep	7470A			787520	DW	EET SAV	07/10/23 12:38
Total/NA	Analysis	7470A		1	787762	BJB	EET SAV	07/11/23 14:36

Client Sample ID: AF68714

Lab Sample ID: 680-237317-5

Date Collected: 06/28/23 14:09

Matrix: Water

Date Received: 07/06/23 09:40

Prep Type	Batch Type	Batch Method	Run	Dilution Factor	Batch Number	Analyst	Lab	Prepared or Analyzed
Total/NA	Prep	7470A			787520	DW	EET SAV	07/10/23 12:38
Total/NA	Analysis	7470A		1	787762	BJB	EET SAV	07/11/23 14:38

Client Sample ID: AF68712

Lab Sample ID: 680-237317-6

Date Collected: 06/28/23 15:20

Matrix: Water

Date Received: 07/06/23 09:40

Prep Type	Batch Type	Batch Method	Run	Dilution Factor	Batch Number	Analyst	Lab	Prepared or Analyzed
Total/NA	Prep	7470A			787520	DW	EET SAV	07/10/23 12:38
Total/NA	Analysis	7470A		1	787762	BJB	EET SAV	07/11/23 14:39

Eurofins Savannah

Lab Chronicle

Client: South Carolina Public Service Authority
Project/Site: Santee Cooper / 125915

Job ID: 680-237317-1

Client Sample ID: AF68748

Lab Sample ID: 680-237317-7

Date Collected: 06/27/23 10:15

Matrix: Water

Date Received: 07/06/23 09:40

Prep Type	Batch Type	Batch Method	Run	Dilution Factor	Batch Number	Analyst	Lab	Prepared or Analyzed
Total/NA	Prep	7470A			787520	DW	EET SAV	07/10/23 12:38
Total/NA	Analysis	7470A		1	787762	BJB	EET SAV	07/11/23 13:19

Client Sample ID: AF68711

Lab Sample ID: 680-237317-8

Date Collected: 06/27/23 11:26

Matrix: Water

Date Received: 07/06/23 09:40

Prep Type	Batch Type	Batch Method	Run	Dilution Factor	Batch Number	Analyst	Lab	Prepared or Analyzed
Total/NA	Prep	7470A			787520	DW	EET SAV	07/10/23 12:38
Total/NA	Analysis	7470A		1	787762	BJB	EET SAV	07/11/23 13:20

Client Sample ID: AF68717

Lab Sample ID: 680-237317-9

Date Collected: 06/27/23 13:57

Matrix: Water

Date Received: 07/06/23 09:40

Prep Type	Batch Type	Batch Method	Run	Dilution Factor	Batch Number	Analyst	Lab	Prepared or Analyzed
Total/NA	Prep	7470A			787520	DW	EET SAV	07/10/23 12:38
Total/NA	Analysis	7470A		1	787762	BJB	EET SAV	07/11/23 13:22

Laboratory References:

EET SAV = Eurofins Savannah, 5102 LaRoche Avenue, Savannah, GA 31404, TEL (912)354-7858



Chain of Custody

Customer Email/Report Recipient: Date Results Needed by: Project/Task/Unit #: Rerun request for any flagged QC

LCWILLIA @santecooper.com / / (25915 / JTM02.08.G01.3 / 36500) (Yes) No


Analysis Group

Labworks ID # (Internal use only)	Sample Location/ Description	Collection Date	Collection Time	Sample Collector	Total # of containers	Bottle type: (Glass- G/Plastic-P)	Grab (G) or Composite (C)	Matrix(see below)	Preservative (see below)	Comments				
AF68719	WAP-9	6/29/23	1048	WJK ML	1	P	G	GW	2	7470 RL= 0.2 ug/L	X			
AF68720	WAP-10		1140											
AF68721	WAP-10 DUP		1145											
AF68713	WAP-3		1351											
AF68714	WAP-4	6/28/23	1409											
AF68712	WAP-2		1520											
AF68748	WBW-1	6/27/23	1015											
AF68711	WAP-1		1126											
AF68717	WAP-7		1357											

Relinquished by:	Employee#	Date	Time	Received by:	Employee #	Date	Time
sjbrown	35594	7/5/23	1400	CMmo		7/6/23	0940
Relinquished by:	Employee#	Date	Time	Received by:	Employee #	Date	Time
Relinquished by:	Employee#	Date	Time	Received by:	Employee #	Date	Time

Sample Receiving (Internal Use Only)
 TEMP (°C): _____ Initial: _____
 Correct pH: Yes No 211/
 Preservative Lot#: 212
 Date/Time/Init for preservative:

<input type="checkbox"/> METALS (all) <input type="checkbox"/> Ag <input type="checkbox"/> Cu <input type="checkbox"/> Sb <input type="checkbox"/> Al <input type="checkbox"/> Fe <input type="checkbox"/> Se <input type="checkbox"/> As <input type="checkbox"/> K <input type="checkbox"/> Sn <input type="checkbox"/> B <input type="checkbox"/> Li <input type="checkbox"/> Sr <input type="checkbox"/> Ba <input type="checkbox"/> Mg <input type="checkbox"/> Ti <input type="checkbox"/> Be <input type="checkbox"/> Mn <input type="checkbox"/> Tl <input type="checkbox"/> Ca <input type="checkbox"/> Mo <input type="checkbox"/> V <input type="checkbox"/> Cd <input type="checkbox"/> Na <input type="checkbox"/> Zn <input type="checkbox"/> Co <input type="checkbox"/> Ni <input type="checkbox"/> Hg <input type="checkbox"/> Cr <input type="checkbox"/> Pb <input type="checkbox"/> CrVI	Nutrients <input type="checkbox"/> TOC <input type="checkbox"/> DOC <input type="checkbox"/> TP/TPO4 <input type="checkbox"/> NH3-N <input type="checkbox"/> F <input type="checkbox"/> Cl <input type="checkbox"/> NO2 <input type="checkbox"/> Br <input type="checkbox"/> NO3 <input type="checkbox"/> SO4	MISC. <input type="checkbox"/> BTEX <input type="checkbox"/> Naphthalene <input type="checkbox"/> THM/HAA <input type="checkbox"/> VOC <input type="checkbox"/> Oil & Grease <input type="checkbox"/> E. Coli <input type="checkbox"/> Total Coliform <input type="checkbox"/> pH <input type="checkbox"/> Dissolved As <input type="checkbox"/> Dissolved Fe <input type="checkbox"/> Rad 226 <input type="checkbox"/> Rad 228 <input type="checkbox"/> PCB	Gypsum <input type="checkbox"/> Wallboard Gypsum(all below) <input type="checkbox"/> AIM <input type="checkbox"/> TOC <input type="checkbox"/> Total metals <input type="checkbox"/> Soluble Metals <input type="checkbox"/> Purity (CaSO4) <input type="checkbox"/> % Moisture <input type="checkbox"/> Sulfites <input type="checkbox"/> pH <input type="checkbox"/> Chlorides <input type="checkbox"/> Particle Size <input type="checkbox"/> Sulfur	Coal <input type="checkbox"/> Ultimate <input type="checkbox"/> % Moisture <input type="checkbox"/> Ash <input type="checkbox"/> Sulfur <input type="checkbox"/> BTUs <input type="checkbox"/> Volatile Matter <input type="checkbox"/> CHN Other Tests: <input type="checkbox"/> XRF Scan <input type="checkbox"/> HGI <input type="checkbox"/> Fineness <input type="checkbox"/> Particulate Matter	Flvash <input type="checkbox"/> Ammonia <input type="checkbox"/> LOI <input type="checkbox"/> % Carbon <input type="checkbox"/> Mineral Analysis <input type="checkbox"/> Sieve <input type="checkbox"/> % Moisture NPDES <input type="checkbox"/> Oil & Grease <input type="checkbox"/> As <input type="checkbox"/> TSS	Oil <input type="checkbox"/> Trans. Oil Qual. <input type="checkbox"/> % Moisture <input type="checkbox"/> Color <input type="checkbox"/> Acidity <input type="checkbox"/> Dielectric Strength <input type="checkbox"/> IFT <input type="checkbox"/> Dissolved Gases <input type="checkbox"/> Used Oil <input type="checkbox"/> Flashpoint <input type="checkbox"/> Metals in oil (As, Cd, Cr, Ni, Pb, Hg) <input type="checkbox"/> IX <input type="checkbox"/> GOPER
--	--	--	--	---	---	---



Matrix codes: GW-groundwater, DW-drinking water, SW-surface water, WW-waste water, BW-bo C-coal, G-gypsum, FA-flyash, BA-bottom ash, M-misc (describe in comment section)
 Preservative code- 1=<4°C 2=HNO3 3=H2SO4 4-HCl 5=Na2S2O8 6=Other (Specify)

Login Sample Receipt Checklist

Client: South Carolina Public Service Authority

Job Number: 680-237317-1

Login Number: 237317

List Number: 1

Creator: Munro, Caroline

List Source: Eurofins Savannah

Question	Answer	Comment
Radioactivity wasn't checked or is \leq background as measured by a survey meter.	N/A	
The cooler's custody seal, if present, is intact.	True	
Sample custody seals, if present, are intact.	True	
The cooler or samples do not appear to have been compromised or tampered with.	True	
Samples were received on ice.	True	
Cooler Temperature is acceptable.	True	
Cooler Temperature is recorded.	True	
COC is present.	True	
COC is filled out in ink and legible.	True	
COC is filled out with all pertinent information.	True	
Is the Field Sampler's name present on COC?	True	
There are no discrepancies between the containers received and the COC.	True	
Samples are received within Holding Time (excluding tests with immediate HTs)	True	
Sample containers have legible labels.	True	
Containers are not broken or leaking.	True	
Sample collection date/times are provided.	True	
Appropriate sample containers are used.	True	
Sample bottles are completely filled.	True	
Sample Preservation Verified.	N/A	
There is sufficient vol. for all requested analyses, incl. any requested MS/MSDs	True	
Containers requiring zero headspace have no headspace or bubble is $<6\text{mm}$ (1/4").	N/A	
Multiphasic samples are not present.	True	
Samples do not require splitting or compositing.	True	
Residual Chlorine Checked.	N/A	

Accreditation/Certification Summary

Client: South Carolina Public Service Authority
Project/Site: Santee Cooper / 125915

Job ID: 680-237317-1

Laboratory: Eurofins Savannah

The accreditations/certifications listed below are applicable to this report.

Authority	Program	Identification Number	Expiration Date
South Carolina	State	98001	06-30-23 *

- 1
- 2
- 3
- 4
- 5
- 6
- 7
- 8
- 9
- 10
- 11
- 12
- 13
- 14

* Accreditation/Certification renewal pending - accreditation/certification considered valid.

ANALYTICAL REPORT

PREPARED FOR

Attn: Linda Williams
South Carolina Public Service Authority
Santee Cooper
PO BOX 2946101
Moncks Corner, South Carolina 29461-2901

Generated 8/9/2023 8:32:53 AM

JOB DESCRIPTION

125915/JM02.08.G01.3/36500

JOB NUMBER

680-238532-1


Eurofins Savannah

Job Notes

This report may not be reproduced except in full, and with written approval from the laboratory. The results relate only to the samples tested. For questions please contact the Project Manager at the e-mail address or telephone number listed on this page.

The test results in this report relate only to the samples as received by the laboratory and will meet all requirements of the methodology, with any exceptions noted. This report shall not be reproduced except in full, without the express written approval of the laboratory. All questions should be directed to the Eurofins Environment Testing Southeast, LLC Project Manager.

Authorization



Generated
8/9/2023 8:32:53 AM

Authorized for release by
Jerry Lanier, Project Manager I
Jerry.Lanier@et.eurofinsus.com
(912)250-0281

Table of Contents

Cover Page	1
Table of Contents	3
Case Narrative	4
Sample Summary	5
Method Summary	6
Definitions	7
Detection Summary	8
Client Sample Results	10
QC Sample Results	16
QC Association	19
Chronicle	21
Chain of Custody	23
Receipt Checklists	24
Certification Summary	25



Case Narrative

Client: South Carolina Public Service Authority
Project/Site: 125915/JM02.08.G01.3/36500

Job ID: 680-238532-1

Job ID: 680-238532-1

Laboratory: Eurofins Savannah

Narrative

Job Narrative
680-238532-1

Receipt

The samples were received on 8/2/2023 10:45 AM. Unless otherwise noted below, the samples arrived in good condition, and, where required, properly preserved and on ice. The temperature of the cooler at receipt time was 4.3°C

Metals

No additional analytical or quality issues were noted, other than those described above or in the Definitions/ Glossary page.

- 1
- 2
- 3
- 4
- 5
- 6
- 7
- 8
- 9
- 10
- 11
- 12
- 13
- 14

Sample Summary

Client: South Carolina Public Service Authority
Project/Site: 125915/JM02.08.G01.3/36500

Job ID: 680-238532-1

Lab Sample ID	Client Sample ID	Matrix	Collected	Received
680-238532-1	AF68719	Water	06/29/23 10:48	08/02/23 10:45
680-238532-2	AF68720	Water	06/29/23 11:40	08/02/23 10:45
680-238532-3	AF68721	Water	06/29/23 11:45	08/02/23 10:45
680-238532-4	AF68713	Water	06/29/23 13:51	08/02/23 10:45
680-238532-5	AF68714	Water	06/28/23 14:09	08/02/23 10:45
680-238532-6	AF68712	Water	06/28/23 15:20	08/02/23 10:45

- 1
- 2
- 3
- 4
- 5
- 6
- 7
- 8
- 9
- 10
- 11
- 12
- 13
- 14

Method Summary

Client: South Carolina Public Service Authority
Project/Site: 125915/JM02.08.G01.3/36500

Job ID: 680-238532-1

Method	Method Description	Protocol	Laboratory
6010D	Metals (ICP)	SW846	EET SAV
6020B	Metals (ICP/MS)	SW846	EET SAV
3005A	Preparation, Total Recoverable or Dissolved Metals	SW846	EET SAV

Protocol References:

SW846 = "Test Methods For Evaluating Solid Waste, Physical/Chemical Methods", Third Edition, November 1986 And Its Updates.

Laboratory References:

EET SAV = Eurofins Savannah, 5102 LaRoche Avenue, Savannah, GA 31404, TEL (912)354-7858

- 1
- 2
- 3
- 4
- 5
- 6
- 7
- 8
- 9
- 10
- 11
- 12
- 13
- 14

Definitions/Glossary

Client: South Carolina Public Service Authority
Project/Site: 125915/JM02.08.G01.3/36500

Job ID: 680-238532-1

Qualifiers

Metals	
Qualifier	Qualifier Description
U	Indicates the analyte was analyzed for but not detected.

Glossary

Abbreviation	These commonly used abbreviations may or may not be present in this report.
α	Listed under the "D" column to designate that the result is reported on a dry weight basis
%R	Percent Recovery
CFL	Contains Free Liquid
CFU	Colony Forming Unit
CNF	Contains No Free Liquid
DER	Duplicate Error Ratio (normalized absolute difference)
Dil Fac	Dilution Factor
DL	Detection Limit (DoD/DOE)
DL, RA, RE, IN	Indicates a Dilution, Re-analysis, Re-extraction, or additional Initial metals/anion analysis of the sample
DLC	Decision Level Concentration (Radiochemistry)
EDL	Estimated Detection Limit (Dioxin)
LOD	Limit of Detection (DoD/DOE)
LOQ	Limit of Quantitation (DoD/DOE)
MCL	EPA recommended "Maximum Contaminant Level"
MDA	Minimum Detectable Activity (Radiochemistry)
MDC	Minimum Detectable Concentration (Radiochemistry)
MDL	Method Detection Limit
ML	Minimum Level (Dioxin)
MPN	Most Probable Number
MQL	Method Quantitation Limit
NC	Not Calculated
ND	Not Detected at the reporting limit (or MDL or EDL if shown)
NEG	Negative / Absent
POS	Positive / Present
PQL	Practical Quantitation Limit
PRES	Presumptive
QC	Quality Control
RER	Relative Error Ratio (Radiochemistry)
RL	Reporting Limit or Requested Limit (Radiochemistry)
RPD	Relative Percent Difference, a measure of the relative difference between two points
TEF	Toxicity Equivalent Factor (Dioxin)
TEQ	Toxicity Equivalent Quotient (Dioxin)
TNTC	Too Numerous To Count

Detection Summary

Client: South Carolina Public Service Authority
 Project/Site: 125915/JM02.08.G01.3/36500

Job ID: 680-238532-1

Client Sample ID: AF68719

Lab Sample ID: 680-238532-1

Analyte	Result	Qualifier	RL	MDL	Unit	Dil Fac	D	Method	Prep Type
Calcium	232000		500		ug/L	1		6010D	Total Recoverable
Aluminum	547		100		ug/L	1		6020B	Total Recoverable
Arsenic	38.1		3.00		ug/L	1		6020B	Total Recoverable
Barium	99.1		5.00		ug/L	1		6020B	Total Recoverable
Cobalt	0.660		0.500		ug/L	1		6020B	Total Recoverable
Iron	28500		100		ug/L	1		6020B	Total Recoverable
Magnesium	30200		250		ug/L	1		6020B	Total Recoverable

Client Sample ID: AF68720

Lab Sample ID: 680-238532-2

Analyte	Result	Qualifier	RL	MDL	Unit	Dil Fac	D	Method	Prep Type
Calcium	613000		500		ug/L	1		6010D	Total Recoverable
Barium	270		5.00		ug/L	1		6020B	Total Recoverable
Iron	23800		100		ug/L	1		6020B	Total Recoverable
Magnesium	82200		250		ug/L	1		6020B	Total Recoverable

Client Sample ID: AF68721

Lab Sample ID: 680-238532-3

Analyte	Result	Qualifier	RL	MDL	Unit	Dil Fac	D	Method	Prep Type
Calcium	642000		500		ug/L	1		6010D	Total Recoverable
Barium	304		5.00		ug/L	1		6020B	Total Recoverable
Iron	25200		100		ug/L	1		6020B	Total Recoverable
Magnesium	97700		250		ug/L	1		6020B	Total Recoverable

Client Sample ID: AF68713

Lab Sample ID: 680-238532-4

Analyte	Result	Qualifier	RL	MDL	Unit	Dil Fac	D	Method	Prep Type
Calcium	266000		500		ug/L	1		6010D	Total Recoverable
Barium	200		5.00		ug/L	1		6020B	Total Recoverable
Iron	18600		100		ug/L	1		6020B	Total Recoverable
Magnesium	13800		250		ug/L	1		6020B	Total Recoverable

Client Sample ID: AF68714

Lab Sample ID: 680-238532-5

Analyte	Result	Qualifier	RL	MDL	Unit	Dil Fac	D	Method	Prep Type
Calcium	50800		500		ug/L	1		6010D	Total Recoverable
Barium	36.5		5.00		ug/L	1		6020B	Total Recoverable

This Detection Summary does not include radiochemical test results.

Eurofins Savannah

Detection Summary

Client: South Carolina Public Service Authority
 Project/Site: 125915/JM02.08.G01.3/36500

Job ID: 680-238532-1

Client Sample ID: AF68714 (Continued)

Lab Sample ID: 680-238532-5

Analyte	Result	Qualifier	RL	MDL	Unit	Dil Fac	D	Method	Prep Type
Iron	1200		100		ug/L	1		6020B	Total Recoverable
Magnesium	4000		250		ug/L	1		6020B	Total Recoverable

Client Sample ID: AF68712

Lab Sample ID: 680-238532-6

Analyte	Result	Qualifier	RL	MDL	Unit	Dil Fac	D	Method	Prep Type
Calcium	212000		500		ug/L	1		6010D	Total Recoverable
Aluminum	103		100		ug/L	1		6020B	Total Recoverable
Arsenic	45.7		3.00		ug/L	1		6020B	Total Recoverable
Barium	179		5.00		ug/L	1		6020B	Total Recoverable
Beryllium	0.570		0.500		ug/L	1		6020B	Total Recoverable
Cobalt	4.70		0.500		ug/L	1		6020B	Total Recoverable
Iron	17800		100		ug/L	1		6020B	Total Recoverable
Magnesium	26900		250		ug/L	1		6020B	Total Recoverable

This Detection Summary does not include radiochemical test results.

Eurofins Savannah

Client Sample Results

Client: South Carolina Public Service Authority
 Project/Site: 125915/JM02.08.G01.3/36500

Job ID: 680-238532-1

Client Sample ID: AF68719

Lab Sample ID: 680-238532-1

Date Collected: 06/29/23 10:48

Matrix: Water

Date Received: 08/02/23 10:45

Method: SW846 6010D - Metals (ICP) - Total Recoverable

Analyte	Result	Qualifier	RL	MDL	Unit	D	Prepared	Analyzed	Dil Fac
Calcium	232000		500		ug/L		08/03/23 06:38	08/04/23 17:50	1
Selenium	20.0	U	20.0		ug/L		08/03/23 06:38	08/04/23 17:50	1

Method: SW846 6020B - Metals (ICP/MS) - Total Recoverable

Analyte	Result	Qualifier	RL	MDL	Unit	D	Prepared	Analyzed	Dil Fac
Aluminum	547		100		ug/L		08/03/23 06:38	08/08/23 15:58	1
Antimony	5.00	U	5.00		ug/L		08/03/23 06:38	08/08/23 15:58	1
Arsenic	38.1		3.00		ug/L		08/03/23 06:38	08/08/23 15:58	1
Barium	99.1		5.00		ug/L		08/03/23 06:38	08/08/23 15:58	1
Beryllium	0.500	U	0.500		ug/L		08/03/23 06:38	08/08/23 15:58	1
Cadmium	0.500	U	0.500		ug/L		08/03/23 06:38	08/08/23 15:58	1
Chromium	5.00	U	5.00		ug/L		08/03/23 06:38	08/08/23 15:58	1
Cobalt	0.660		0.500		ug/L		08/03/23 06:38	08/08/23 15:58	1
Copper	5.00	U	5.00		ug/L		08/03/23 06:38	08/08/23 15:58	1
Iron	28500		100		ug/L		08/03/23 06:38	08/08/23 15:58	1
Lead	2.50	U	2.50		ug/L		08/03/23 06:38	08/08/23 15:58	1
Magnesium	30200		250		ug/L		08/03/23 06:38	08/08/23 15:58	1
Thallium	1.00	U	1.00		ug/L		08/03/23 06:38	08/08/23 15:58	1
Zinc	20.0	U	20.0		ug/L		08/03/23 06:38	08/08/23 15:58	1

Client Sample Results

Client: South Carolina Public Service Authority
 Project/Site: 125915/JM02.08.G01.3/36500

Job ID: 680-238532-1

Client Sample ID: AF68720

Lab Sample ID: 680-238532-2

Date Collected: 06/29/23 11:40

Matrix: Water

Date Received: 08/02/23 10:45

Method: SW846 6010D - Metals (ICP) - Total Recoverable

Analyte	Result	Qualifier	RL	MDL	Unit	D	Prepared	Analyzed	Dil Fac
Calcium	613000		500		ug/L		08/03/23 06:38	08/04/23 17:23	1
Selenium	20.0	U	20.0		ug/L		08/03/23 06:38	08/04/23 17:23	1

Method: SW846 6020B - Metals (ICP/MS) - Total Recoverable

Analyte	Result	Qualifier	RL	MDL	Unit	D	Prepared	Analyzed	Dil Fac
Aluminum	100	U	100		ug/L		08/03/23 06:38	08/08/23 15:17	1
Antimony	5.00	U	5.00		ug/L		08/03/23 06:38	08/08/23 15:17	1
Arsenic	3.00	U	3.00		ug/L		08/03/23 06:38	08/08/23 15:17	1
Barium	270		5.00		ug/L		08/03/23 06:38	08/08/23 15:17	1
Beryllium	0.500	U	0.500		ug/L		08/03/23 06:38	08/08/23 15:17	1
Cadmium	0.500	U	0.500		ug/L		08/03/23 06:38	08/08/23 15:17	1
Chromium	5.00	U	5.00		ug/L		08/03/23 06:38	08/08/23 15:17	1
Cobalt	0.500	U	0.500		ug/L		08/03/23 06:38	08/08/23 15:17	1
Copper	5.00	U	5.00		ug/L		08/03/23 06:38	08/08/23 15:17	1
Iron	23800		100		ug/L		08/03/23 06:38	08/08/23 15:17	1
Lead	2.50	U	2.50		ug/L		08/03/23 06:38	08/08/23 15:17	1
Magnesium	82200		250		ug/L		08/03/23 06:38	08/08/23 15:17	1
Thallium	1.00	U	1.00		ug/L		08/03/23 06:38	08/08/23 15:17	1
Zinc	20.0	U	20.0		ug/L		08/03/23 06:38	08/08/23 15:17	1

Client Sample Results

Client: South Carolina Public Service Authority
 Project/Site: 125915/JM02.08.G01.3/36500

Job ID: 680-238532-1

Client Sample ID: AF68721

Lab Sample ID: 680-238532-3

Date Collected: 06/29/23 11:45

Matrix: Water

Date Received: 08/02/23 10:45

Method: SW846 6010D - Metals (ICP) - Total Recoverable

Analyte	Result	Qualifier	RL	MDL	Unit	D	Prepared	Analyzed	Dil Fac
Calcium	642000		500		ug/L		08/03/23 05:51	08/03/23 15:15	1
Selenium	20.0	U	20.0		ug/L		08/03/23 05:51	08/03/23 15:15	1

Method: SW846 6020B - Metals (ICP/MS) - Total Recoverable

Analyte	Result	Qualifier	RL	MDL	Unit	D	Prepared	Analyzed	Dil Fac
Aluminum	100	U	100		ug/L		08/03/23 05:51	08/07/23 16:30	1
Antimony	5.00	U	5.00		ug/L		08/03/23 05:51	08/07/23 16:30	1
Arsenic	3.00	U	3.00		ug/L		08/03/23 05:51	08/07/23 16:30	1
Barium	304		5.00		ug/L		08/03/23 05:51	08/07/23 16:30	1
Beryllium	0.500	U	0.500		ug/L		08/03/23 05:51	08/07/23 16:30	1
Cadmium	0.500	U	0.500		ug/L		08/03/23 05:51	08/07/23 16:30	1
Chromium	5.00	U	5.00		ug/L		08/03/23 05:51	08/07/23 16:30	1
Cobalt	0.500	U	0.500		ug/L		08/03/23 05:51	08/07/23 16:30	1
Copper	5.00	U	5.00		ug/L		08/03/23 05:51	08/07/23 16:30	1
Iron	25200		100		ug/L		08/03/23 05:51	08/07/23 16:30	1
Lead	2.50	U	2.50		ug/L		08/03/23 05:51	08/07/23 16:30	1
Magnesium	97700		250		ug/L		08/03/23 05:51	08/07/23 16:30	1
Thallium	1.00	U	1.00		ug/L		08/03/23 05:51	08/07/23 16:30	1
Zinc	20.0	U	20.0		ug/L		08/03/23 05:51	08/07/23 16:30	1

Client Sample Results

Client: South Carolina Public Service Authority
 Project/Site: 125915/JM02.08.G01.3/36500

Job ID: 680-238532-1

Client Sample ID: AF68713

Lab Sample ID: 680-238532-4

Date Collected: 06/29/23 13:51

Matrix: Water

Date Received: 08/02/23 10:45

Method: SW846 6010D - Metals (ICP) - Total Recoverable

Analyte	Result	Qualifier	RL	MDL	Unit	D	Prepared	Analyzed	Dil Fac
Calcium	266000		500		ug/L		08/03/23 05:51	08/03/23 15:13	1
Selenium	20.0	U	20.0		ug/L		08/03/23 05:51	08/03/23 15:13	1

Method: SW846 6020B - Metals (ICP/MS) - Total Recoverable

Analyte	Result	Qualifier	RL	MDL	Unit	D	Prepared	Analyzed	Dil Fac
Aluminum	100	U	100		ug/L		08/03/23 05:51	08/07/23 16:26	1
Antimony	5.00	U	5.00		ug/L		08/03/23 05:51	08/07/23 16:26	1
Arsenic	3.00	U	3.00		ug/L		08/03/23 05:51	08/07/23 16:26	1
Barium	200		5.00		ug/L		08/03/23 05:51	08/07/23 16:26	1
Beryllium	0.500	U	0.500		ug/L		08/03/23 05:51	08/07/23 16:26	1
Cadmium	0.500	U	0.500		ug/L		08/03/23 05:51	08/07/23 16:26	1
Chromium	5.00	U	5.00		ug/L		08/03/23 05:51	08/07/23 16:26	1
Cobalt	0.500	U	0.500		ug/L		08/03/23 05:51	08/07/23 16:26	1
Copper	5.00	U	5.00		ug/L		08/03/23 05:51	08/07/23 16:26	1
Iron	18600		100		ug/L		08/03/23 05:51	08/07/23 16:26	1
Lead	2.50	U	2.50		ug/L		08/03/23 05:51	08/07/23 16:26	1
Magnesium	13800		250		ug/L		08/03/23 05:51	08/07/23 16:26	1
Thallium	1.00	U	1.00		ug/L		08/03/23 05:51	08/07/23 16:26	1
Zinc	20.0	U	20.0		ug/L		08/03/23 05:51	08/07/23 16:26	1

Client Sample Results

Client: South Carolina Public Service Authority
 Project/Site: 125915/JM02.08.G01.3/36500

Job ID: 680-238532-1

Client Sample ID: AF68714

Lab Sample ID: 680-238532-5

Date Collected: 06/28/23 14:09

Matrix: Water

Date Received: 08/02/23 10:45

Method: SW846 6010D - Metals (ICP) - Total Recoverable

Analyte	Result	Qualifier	RL	MDL	Unit	D	Prepared	Analyzed	Dil Fac
Calcium	50800		500		ug/L		08/03/23 05:51	08/03/23 15:11	1
Selenium	20.0	U	20.0		ug/L		08/03/23 05:51	08/03/23 15:11	1

Method: SW846 6020B - Metals (ICP/MS) - Total Recoverable

Analyte	Result	Qualifier	RL	MDL	Unit	D	Prepared	Analyzed	Dil Fac
Aluminum	100	U	100		ug/L		08/03/23 05:51	08/07/23 16:22	1
Antimony	5.00	U	5.00		ug/L		08/03/23 05:51	08/07/23 16:22	1
Arsenic	3.00	U	3.00		ug/L		08/03/23 05:51	08/07/23 16:22	1
Barium	36.5		5.00		ug/L		08/03/23 05:51	08/07/23 16:22	1
Beryllium	0.500	U	0.500		ug/L		08/03/23 05:51	08/07/23 16:22	1
Cadmium	0.500	U	0.500		ug/L		08/03/23 05:51	08/07/23 16:22	1
Chromium	5.00	U	5.00		ug/L		08/03/23 05:51	08/07/23 16:22	1
Cobalt	0.500	U	0.500		ug/L		08/03/23 05:51	08/07/23 16:22	1
Copper	5.00	U	5.00		ug/L		08/03/23 05:51	08/07/23 16:22	1
Iron	1200		100		ug/L		08/03/23 05:51	08/07/23 16:22	1
Lead	2.50	U	2.50		ug/L		08/03/23 05:51	08/07/23 16:22	1
Magnesium	4000		250		ug/L		08/03/23 05:51	08/07/23 16:22	1
Thallium	1.00	U	1.00		ug/L		08/03/23 05:51	08/07/23 16:22	1
Zinc	20.0	U	20.0		ug/L		08/03/23 05:51	08/07/23 16:22	1

Client Sample Results

Client: South Carolina Public Service Authority
 Project/Site: 125915/JM02.08.G01.3/36500

Job ID: 680-238532-1

Client Sample ID: AF68712

Lab Sample ID: 680-238532-6

Date Collected: 06/28/23 15:20

Matrix: Water

Date Received: 08/02/23 10:45

Method: SW846 6010D - Metals (ICP) - Total Recoverable

Analyte	Result	Qualifier	RL	MDL	Unit	D	Prepared	Analyzed	Dil Fac
Calcium	212000		500		ug/L		08/03/23 06:38	08/04/23 17:20	1
Selenium	20.0	U	20.0		ug/L		08/03/23 06:38	08/04/23 17:20	1

Method: SW846 6020B - Metals (ICP/MS) - Total Recoverable

Analyte	Result	Qualifier	RL	MDL	Unit	D	Prepared	Analyzed	Dil Fac
Aluminum	103		100		ug/L		08/03/23 06:38	08/08/23 15:13	1
Antimony	5.00	U	5.00		ug/L		08/03/23 06:38	08/08/23 15:13	1
Arsenic	45.7		3.00		ug/L		08/03/23 06:38	08/08/23 15:13	1
Barium	179		5.00		ug/L		08/03/23 06:38	08/08/23 15:13	1
Beryllium	0.570		0.500		ug/L		08/03/23 06:38	08/08/23 15:13	1
Cadmium	0.500	U	0.500		ug/L		08/03/23 06:38	08/08/23 15:13	1
Chromium	5.00	U	5.00		ug/L		08/03/23 06:38	08/08/23 15:13	1
Cobalt	4.70		0.500		ug/L		08/03/23 06:38	08/08/23 15:13	1
Copper	5.00	U	5.00		ug/L		08/03/23 06:38	08/08/23 15:13	1
Iron	17800		100		ug/L		08/03/23 06:38	08/08/23 15:13	1
Lead	2.50	U	2.50		ug/L		08/03/23 06:38	08/08/23 15:13	1
Magnesium	26900		250		ug/L		08/03/23 06:38	08/08/23 15:13	1
Thallium	1.00	U	1.00		ug/L		08/03/23 06:38	08/08/23 15:13	1
Zinc	20.0	U	20.0		ug/L		08/03/23 06:38	08/08/23 15:13	1

QC Sample Results

Client: South Carolina Public Service Authority
 Project/Site: 125915/JM02.08.G01.3/36500

Job ID: 680-238532-1

Method: 6010D - Metals (ICP)

Lab Sample ID: MB 680-791516/1-A
 Matrix: Water
 Analysis Batch: 791719

Client Sample ID: Method Blank
 Prep Type: Total Recoverable
 Prep Batch: 791516

Analyte	MB MB		RL	MDL	Unit	D	Prepared	Analyzed	Dil Fac
	Result	Qualifier							
Calcium	500	U	500		ug/L		08/03/23 05:51	08/03/23 14:52	1
Selenium	20.0	U	20.0		ug/L		08/03/23 05:51	08/03/23 14:52	1

Lab Sample ID: LCS 680-791516/2-A
 Matrix: Water
 Analysis Batch: 791719

Client Sample ID: Lab Control Sample
 Prep Type: Total Recoverable
 Prep Batch: 791516

Analyte	Spike Added	LCS Result	LCS Qualifier	Unit	D	%Rec	%Rec	
							Limits	
Calcium	5000	4950		ug/L		99	80 - 120	
Selenium	100	94.39		ug/L		94	80 - 120	

Lab Sample ID: MB 680-791519/1-A
 Matrix: Water
 Analysis Batch: 791897

Client Sample ID: Method Blank
 Prep Type: Total Recoverable
 Prep Batch: 791519

Analyte	MB MB		RL	MDL	Unit	D	Prepared	Analyzed	Dil Fac
	Result	Qualifier							
Calcium	500	U	500		ug/L		08/03/23 06:38	08/04/23 16:50	1
Selenium	20.0	U	20.0		ug/L		08/03/23 06:38	08/04/23 16:50	1

Lab Sample ID: LCS 680-791519/2-A
 Matrix: Water
 Analysis Batch: 791897

Client Sample ID: Lab Control Sample
 Prep Type: Total Recoverable
 Prep Batch: 791519

Analyte	Spike Added	LCS Result	LCS Qualifier	Unit	D	%Rec	%Rec	
							Limits	
Calcium	5000	4801		ug/L		96	80 - 120	
Selenium	100	99.73		ug/L		100	80 - 120	

Method: 6020B - Metals (ICP/MS)

Lab Sample ID: MB 680-791513/1-A
 Matrix: Water
 Analysis Batch: 792230

Client Sample ID: Method Blank
 Prep Type: Total Recoverable
 Prep Batch: 791513

Analyte	MB MB		RL	MDL	Unit	D	Prepared	Analyzed	Dil Fac
	Result	Qualifier							
Aluminum	100	U	100		ug/L		08/03/23 05:51	08/07/23 15:57	1
Antimony	5.00	U	5.00		ug/L		08/03/23 05:51	08/07/23 15:57	1
Arsenic	3.00	U	3.00		ug/L		08/03/23 05:51	08/07/23 15:57	1
Barium	5.00	U	5.00		ug/L		08/03/23 05:51	08/07/23 15:57	1
Beryllium	0.500	U	0.500		ug/L		08/03/23 05:51	08/07/23 15:57	1
Cadmium	0.500	U	0.500		ug/L		08/03/23 05:51	08/07/23 15:57	1
Chromium	5.00	U	5.00		ug/L		08/03/23 05:51	08/07/23 15:57	1
Cobalt	0.500	U	0.500		ug/L		08/03/23 05:51	08/07/23 15:57	1
Copper	5.00	U	5.00		ug/L		08/03/23 05:51	08/07/23 15:57	1
Iron	100	U	100		ug/L		08/03/23 05:51	08/07/23 15:57	1
Lead	2.50	U	2.50		ug/L		08/03/23 05:51	08/07/23 15:57	1
Magnesium	250	U	250		ug/L		08/03/23 05:51	08/07/23 15:57	1
Thallium	1.00	U	1.00		ug/L		08/03/23 05:51	08/07/23 15:57	1
Zinc	20.0	U	20.0		ug/L		08/03/23 05:51	08/07/23 15:57	1

Eurofins Savannah

QC Sample Results

Client: South Carolina Public Service Authority
 Project/Site: 125915/JM02.08.G01.3/36500

Job ID: 680-238532-1

Method: 6020B - Metals (ICP/MS) (Continued)

Lab Sample ID: LCS 680-791513/2-A
Matrix: Water
Analysis Batch: 792230

Client Sample ID: Lab Control Sample
Prep Type: Total Recoverable
Prep Batch: 791513

Analyte	Spike Added	LCS Result	LCS Qualifier	Unit	D	%Rec	%Rec	
							Limits	
Aluminum	5050	5120		ug/L		101	80 - 120	
Antimony	50.0	50.97		ug/L		102	80 - 120	
Arsenic	100	106.4		ug/L		106	80 - 120	
Barium	100	102.9		ug/L		103	80 - 120	
Beryllium	50.0	49.97		ug/L		100	80 - 120	
Cadmium	50.0	50.92		ug/L		102	80 - 120	
Chromium	100	109.3		ug/L		109	80 - 120	
Cobalt	50.0	55.15		ug/L		110	80 - 120	
Copper	100	113.2		ug/L		113	80 - 120	
Iron	4990	5167		ug/L		104	80 - 120	
Lead	500	530.5		ug/L		106	80 - 120	
Magnesium	5000	4977		ug/L		100	80 - 120	
Thallium	50.0	50.20		ug/L		100	80 - 120	
Zinc	100	110.4		ug/L		110	80 - 120	

Lab Sample ID: MB 680-791518/1-A
Matrix: Water
Analysis Batch: 792490

Client Sample ID: Method Blank
Prep Type: Total Recoverable
Prep Batch: 791518

Analyte	MB MB		RL	MDL	Unit	D	Prepared	Analyzed	Dil Fac
	Result	Qualifier							
Aluminum	100	U	100		ug/L		08/03/23 06:38	08/08/23 14:41	1
Antimony	5.00	U	5.00		ug/L		08/03/23 06:38	08/08/23 14:41	1
Arsenic	3.00	U	3.00		ug/L		08/03/23 06:38	08/08/23 14:41	1
Barium	5.00	U	5.00		ug/L		08/03/23 06:38	08/08/23 14:41	1
Beryllium	0.500	U	0.500		ug/L		08/03/23 06:38	08/08/23 14:41	1
Cadmium	0.500	U	0.500		ug/L		08/03/23 06:38	08/08/23 14:41	1
Chromium	5.00	U	5.00		ug/L		08/03/23 06:38	08/08/23 14:41	1
Cobalt	0.500	U	0.500		ug/L		08/03/23 06:38	08/08/23 14:41	1
Copper	5.00	U	5.00		ug/L		08/03/23 06:38	08/08/23 14:41	1
Iron	100	U	100		ug/L		08/03/23 06:38	08/08/23 14:41	1
Lead	2.50	U	2.50		ug/L		08/03/23 06:38	08/08/23 14:41	1
Magnesium	250	U	250		ug/L		08/03/23 06:38	08/08/23 14:41	1
Thallium	1.00	U	1.00		ug/L		08/03/23 06:38	08/08/23 14:41	1
Zinc	20.0	U	20.0		ug/L		08/03/23 06:38	08/08/23 14:41	1

Lab Sample ID: LCS 680-791518/2-A
Matrix: Water
Analysis Batch: 792490

Client Sample ID: Lab Control Sample
Prep Type: Total Recoverable
Prep Batch: 791518

Analyte	Spike Added	LCS Result	LCS Qualifier	Unit	D	%Rec	%Rec	
							Limits	
Aluminum	5050	4652		ug/L		92	80 - 120	
Antimony	50.0	46.52		ug/L		93	80 - 120	
Arsenic	100	97.80		ug/L		98	80 - 120	
Barium	100	95.86		ug/L		96	80 - 120	
Beryllium	50.0	48.56		ug/L		97	80 - 120	
Cadmium	50.0	46.20		ug/L		92	80 - 120	
Chromium	100	100.4		ug/L		100	80 - 120	
Cobalt	50.0	47.54		ug/L		95	80 - 120	
Copper	100	102.8		ug/L		103	80 - 120	

Eurofins Savannah

QC Sample Results

Client: South Carolina Public Service Authority
Project/Site: 125915/JM02.08.G01.3/36500

Job ID: 680-238532-1

Method: 6020B - Metals (ICP/MS) (Continued)

Lab Sample ID: LCS 680-791518/2-A
Matrix: Water
Analysis Batch: 792490

Client Sample ID: Lab Control Sample
Prep Type: Total Recoverable
Prep Batch: 791518

Analyte	Spike Added	LCS Result	LCS Qualifier	Unit	D	%Rec	%Rec Limits
Iron	4990	5052		ug/L		101	80 - 120
Lead	500	485.1		ug/L		97	80 - 120
Magnesium	5000	4591		ug/L		92	80 - 120
Thallium	50.0	46.82		ug/L		94	80 - 120
Zinc	100	101.9		ug/L		102	80 - 120

QC Association Summary

Client: South Carolina Public Service Authority
 Project/Site: 125915/JM02.08.G01.3/36500

Job ID: 680-238532-1

Metals

Prep Batch: 791513

Lab Sample ID	Client Sample ID	Prep Type	Matrix	Method	Prep Batch
680-238532-3	AF68721	Total Recoverable	Water	3005A	
680-238532-4	AF68713	Total Recoverable	Water	3005A	
680-238532-5	AF68714	Total Recoverable	Water	3005A	
MB 680-791513/1-A	Method Blank	Total Recoverable	Water	3005A	
LCS 680-791513/2-A	Lab Control Sample	Total Recoverable	Water	3005A	

Prep Batch: 791516

Lab Sample ID	Client Sample ID	Prep Type	Matrix	Method	Prep Batch
680-238532-3	AF68721	Total Recoverable	Water	3005A	
680-238532-4	AF68713	Total Recoverable	Water	3005A	
680-238532-5	AF68714	Total Recoverable	Water	3005A	
MB 680-791516/1-A	Method Blank	Total Recoverable	Water	3005A	
LCS 680-791516/2-A	Lab Control Sample	Total Recoverable	Water	3005A	

Prep Batch: 791518

Lab Sample ID	Client Sample ID	Prep Type	Matrix	Method	Prep Batch
680-238532-1	AF68719	Total Recoverable	Water	3005A	
680-238532-2	AF68720	Total Recoverable	Water	3005A	
680-238532-6	AF68712	Total Recoverable	Water	3005A	
MB 680-791518/1-A	Method Blank	Total Recoverable	Water	3005A	
LCS 680-791518/2-A	Lab Control Sample	Total Recoverable	Water	3005A	

Prep Batch: 791519

Lab Sample ID	Client Sample ID	Prep Type	Matrix	Method	Prep Batch
680-238532-1	AF68719	Total Recoverable	Water	3005A	
680-238532-2	AF68720	Total Recoverable	Water	3005A	
680-238532-6	AF68712	Total Recoverable	Water	3005A	
MB 680-791519/1-A	Method Blank	Total Recoverable	Water	3005A	
LCS 680-791519/2-A	Lab Control Sample	Total Recoverable	Water	3005A	

Analysis Batch: 791719

Lab Sample ID	Client Sample ID	Prep Type	Matrix	Method	Prep Batch
680-238532-3	AF68721	Total Recoverable	Water	6010D	791516
680-238532-4	AF68713	Total Recoverable	Water	6010D	791516
680-238532-5	AF68714	Total Recoverable	Water	6010D	791516
MB 680-791516/1-A	Method Blank	Total Recoverable	Water	6010D	791516
LCS 680-791516/2-A	Lab Control Sample	Total Recoverable	Water	6010D	791516

Analysis Batch: 791897

Lab Sample ID	Client Sample ID	Prep Type	Matrix	Method	Prep Batch
680-238532-1	AF68719	Total Recoverable	Water	6010D	791519
680-238532-2	AF68720	Total Recoverable	Water	6010D	791519
680-238532-6	AF68712	Total Recoverable	Water	6010D	791519
MB 680-791519/1-A	Method Blank	Total Recoverable	Water	6010D	791519
LCS 680-791519/2-A	Lab Control Sample	Total Recoverable	Water	6010D	791519

Analysis Batch: 792230

Lab Sample ID	Client Sample ID	Prep Type	Matrix	Method	Prep Batch
680-238532-3	AF68721	Total Recoverable	Water	6020B	791513
680-238532-4	AF68713	Total Recoverable	Water	6020B	791513
680-238532-5	AF68714	Total Recoverable	Water	6020B	791513

Eurofins Savannah

QC Association Summary

Client: South Carolina Public Service Authority
Project/Site: 125915/JM02.08.G01.3/36500

Job ID: 680-238532-1

Metals (Continued)

Analysis Batch: 792230 (Continued)

Lab Sample ID	Client Sample ID	Prep Type	Matrix	Method	Prep Batch
MB 680-791513/1-A	Method Blank	Total Recoverable	Water	6020B	791513
LCS 680-791513/2-A	Lab Control Sample	Total Recoverable	Water	6020B	791513

Analysis Batch: 792490

Lab Sample ID	Client Sample ID	Prep Type	Matrix	Method	Prep Batch
680-238532-1	AF68719	Total Recoverable	Water	6020B	791518
680-238532-2	AF68720	Total Recoverable	Water	6020B	791518
680-238532-6	AF68712	Total Recoverable	Water	6020B	791518
MB 680-791518/1-A	Method Blank	Total Recoverable	Water	6020B	791518
LCS 680-791518/2-A	Lab Control Sample	Total Recoverable	Water	6020B	791518

1
2
3
4
5
6
7
8
9
10
11
12
13
14

Lab Chronicle

Client: South Carolina Public Service Authority
 Project/Site: 125915/JM02.08.G01.3/36500

Job ID: 680-238532-1

Client Sample ID: AF68719

Lab Sample ID: 680-238532-1

Date Collected: 06/29/23 10:48

Matrix: Water

Date Received: 08/02/23 10:45

Prep Type	Batch Type	Batch Method	Run	Dilution Factor	Batch Number	Batch Analyst	Lab	Prepared or Analyzed
Total Recoverable	Prep	3005A			791519	RR	EET SAV	08/03/23 06:38
Total Recoverable	Analysis	6010D		1	791897	BJB	EET SAV	08/04/23 17:50
Total Recoverable	Prep	3005A			791518	RR	EET SAV	08/03/23 06:38
Total Recoverable	Analysis	6020B		1	792490	BWR	EET SAV	08/08/23 15:58

Client Sample ID: AF68720

Lab Sample ID: 680-238532-2

Date Collected: 06/29/23 11:40

Matrix: Water

Date Received: 08/02/23 10:45

Prep Type	Batch Type	Batch Method	Run	Dilution Factor	Batch Number	Batch Analyst	Lab	Prepared or Analyzed
Total Recoverable	Prep	3005A			791519	RR	EET SAV	08/03/23 06:38
Total Recoverable	Analysis	6010D		1	791897	BJB	EET SAV	08/04/23 17:23
Total Recoverable	Prep	3005A			791518	RR	EET SAV	08/03/23 06:38
Total Recoverable	Analysis	6020B		1	792490	BWR	EET SAV	08/08/23 15:17

Client Sample ID: AF68721

Lab Sample ID: 680-238532-3

Date Collected: 06/29/23 11:45

Matrix: Water

Date Received: 08/02/23 10:45

Prep Type	Batch Type	Batch Method	Run	Dilution Factor	Batch Number	Batch Analyst	Lab	Prepared or Analyzed
Total Recoverable	Prep	3005A			791516	RR	EET SAV	08/03/23 05:51
Total Recoverable	Analysis	6010D		1	791719	BJB	EET SAV	08/03/23 15:15
Total Recoverable	Prep	3005A			791513	RR	EET SAV	08/03/23 05:51
Total Recoverable	Analysis	6020B		1	792230	BWR	EET SAV	08/07/23 16:30

Client Sample ID: AF68713

Lab Sample ID: 680-238532-4

Date Collected: 06/29/23 13:51

Matrix: Water

Date Received: 08/02/23 10:45

Prep Type	Batch Type	Batch Method	Run	Dilution Factor	Batch Number	Batch Analyst	Lab	Prepared or Analyzed
Total Recoverable	Prep	3005A			791516	RR	EET SAV	08/03/23 05:51
Total Recoverable	Analysis	6010D		1	791719	BJB	EET SAV	08/03/23 15:13
Total Recoverable	Prep	3005A			791513	RR	EET SAV	08/03/23 05:51
Total Recoverable	Analysis	6020B		1	792230	BWR	EET SAV	08/07/23 16:26

Client Sample ID: AF68714

Lab Sample ID: 680-238532-5

Date Collected: 06/28/23 14:09

Matrix: Water

Date Received: 08/02/23 10:45

Prep Type	Batch Type	Batch Method	Run	Dilution Factor	Batch Number	Batch Analyst	Lab	Prepared or Analyzed
Total Recoverable	Prep	3005A			791516	RR	EET SAV	08/03/23 05:51
Total Recoverable	Analysis	6010D		1	791719	BJB	EET SAV	08/03/23 15:11
Total Recoverable	Prep	3005A			791513	RR	EET SAV	08/03/23 05:51
Total Recoverable	Analysis	6020B		1	792230	BWR	EET SAV	08/07/23 16:22

Lab Chronicle

Client: South Carolina Public Service Authority
Project/Site: 125915/JM02.08.G01.3/36500

Job ID: 680-238532-1

Client Sample ID: AF68712

Lab Sample ID: 680-238532-6

Date Collected: 06/28/23 15:20

Matrix: Water

Date Received: 08/02/23 10:45

Prep Type	Batch Type	Batch Method	Run	Dilution Factor	Batch Number	Analyst	Lab	Prepared or Analyzed
Total Recoverable	Prep	3005A			791519	RR	EET SAV	08/03/23 06:38
Total Recoverable	Analysis	6010D		1	791897	BJB	EET SAV	08/04/23 17:20
Total Recoverable	Prep	3005A			791518	RR	EET SAV	08/03/23 06:38
Total Recoverable	Analysis	6020B		1	792490	BWR	EET SAV	08/08/23 15:13

Laboratory References:

EET SAV = Eurofins Savannah, 5102 LaRoche Avenue, Savannah, GA 31404, TEL (912)354-7858

- 1
- 2
- 3
- 4
- 5
- 6
- 7
- 8
- 9
- 10
- 11
- 12
- 13
- 14

Chain of Custody


santee cooper

Santee Cooper
One Riverwood Drive
Moncks Corner, SC 29461
Phone (843)761-8000 Ext 5148
Fax. (843)761-4175

Customer Email/Report Recipient: _____ Date Results Needed by: _____ Project/Task/Unit #: _____ Rerun request for any flagged QC

LCWILLIA @santecooper.com _____ / _____ / _____ 125915 / JM02.08.G01.3 / 36500 (Yes) No

Analysis Group

Labworks ID # (Internal use only)	Sample Location/ Description	Collection Date	Collection Time	Sample Collector	Total # of containers	Bottle type: (Glass- G/Plastic-P)	Grab (G) or Composite (C)	Matrix(see below)	Preservative (see below)	Comments	TOTAL METALS -SEE BELOW
AF68719	WAP-9	6/29/23	1048	WJK ML	1	P	G	GW	2	6020	X
AF68720	WAP-10		1140							- SEE SHEET FOR RLS.	
AF68721	WAP-10 DUP		1145								
AF68713	WAP-3		1351							*PLEASE RETURN SAMPLES UPON COMPLETION.	
AF68714	WAP-4	6/28/23	1409								
AF68712	WAP-2		1520								
 680-238532 Chain of Custody											

Relinquished by:	Employee#	Date	Time	Received by:	Employee #	Date	Time
<i>SJBrown</i>	35594	8/2/23	0756	<i>E.Hodge</i>	COURIER	8/2/23	0756
<i>E.Hodge</i>	COURIER	8/2/23	1044	<i>TA</i>	TA	8.2.23	1045

Sample Receiving (Internal Use Only)

TEMP (°C): 42/43 Initial: _____

Correct pH: Yes No

Preservative Lot#:

Date/Time/Init for preservative:

<input type="checkbox"/> METALS (all)			Nutrients	MISC.	Gypsum	Coal	Flyash	Oil
<input type="checkbox"/> Ag	<input checked="" type="checkbox"/> Cu	<input checked="" type="checkbox"/> Sb	<input type="checkbox"/> TOC	<input type="checkbox"/> BTEX	<input type="checkbox"/> Wallboard	<input type="checkbox"/> Ultimate	<input type="checkbox"/> Ammonia	<input type="checkbox"/> Trans. Oil Qual.
<input checked="" type="checkbox"/> Al	<input checked="" type="checkbox"/> Fe	<input checked="" type="checkbox"/> Se	<input type="checkbox"/> DOC	<input type="checkbox"/> Naphthalene	<input type="checkbox"/> Gypsum(all below)	<input type="checkbox"/> % Moisture	<input type="checkbox"/> LOI	<input type="checkbox"/> %Moisture
<input checked="" type="checkbox"/> As	<input type="checkbox"/> K	<input type="checkbox"/> Sn	<input type="checkbox"/> TP/TPO4	<input type="checkbox"/> THM/HAA	<input type="checkbox"/> AIM	<input type="checkbox"/> Ash	<input type="checkbox"/> % Carbon	<input type="checkbox"/> Color
<input type="checkbox"/> B	<input type="checkbox"/> Li	<input type="checkbox"/> Sr	<input type="checkbox"/> NH3-N	<input type="checkbox"/> VOC	<input type="checkbox"/> TOC	<input type="checkbox"/> Sulfur	<input type="checkbox"/> Mineral	<input type="checkbox"/> Acidity
<input checked="" type="checkbox"/> Ba	<input checked="" type="checkbox"/> Mg	<input type="checkbox"/> Ti	<input type="checkbox"/> F	<input type="checkbox"/> Oil & Grease	<input type="checkbox"/> Total metals	<input type="checkbox"/> BTUs	<input type="checkbox"/> Analysis	<input type="checkbox"/> Defective Strength
<input checked="" type="checkbox"/> Be	<input type="checkbox"/> Mn	<input checked="" type="checkbox"/> Tl	<input type="checkbox"/> Cl	<input type="checkbox"/> E. Coli	<input type="checkbox"/> Soluble Metals	<input type="checkbox"/> Volatile Matter	<input type="checkbox"/> Sieve	<input type="checkbox"/> IFT
<input checked="" type="checkbox"/> Ca	<input type="checkbox"/> Mo	<input type="checkbox"/> V	<input type="checkbox"/> NO2	<input type="checkbox"/> Total Coliform	<input type="checkbox"/> Purity (CaSO4)	<input type="checkbox"/> CHN	<input type="checkbox"/> % Moisture	<input type="checkbox"/> Dissolved Gases
<input checked="" type="checkbox"/> Cd	<input type="checkbox"/> Na	<input checked="" type="checkbox"/> Zn	<input type="checkbox"/> Br	<input type="checkbox"/> pH	<input type="checkbox"/> % Moisture	Other Tests:	NPDES	<input type="checkbox"/> Flashpoint
<input checked="" type="checkbox"/> Co	<input type="checkbox"/> Ni	<input type="checkbox"/> Hg	<input type="checkbox"/> NO3	<input type="checkbox"/> Dissolved As	<input type="checkbox"/> Sulfites	<input type="checkbox"/> XRF Scan	<input type="checkbox"/> Oil & Grease	<input type="checkbox"/> Metals in oil
<input checked="" type="checkbox"/> Cr	<input checked="" type="checkbox"/> Pb	<input type="checkbox"/> CrVI	<input type="checkbox"/> SO4	<input type="checkbox"/> Rad 226	<input type="checkbox"/> pH	<input type="checkbox"/> HGI	<input type="checkbox"/> As	<input type="checkbox"/> (As,Cd,Cr,Ni,Pb Hg)
				<input type="checkbox"/> Rad 228	<input type="checkbox"/> Chlorides	<input type="checkbox"/> Fineness	<input type="checkbox"/> TSS	<input type="checkbox"/> TX
				<input type="checkbox"/> PCB	<input type="checkbox"/> Particle Size	<input type="checkbox"/> Particulate Matter		<input type="checkbox"/> GOFER
					<input type="checkbox"/> Sulfur			

Login Sample Receipt Checklist

Client: South Carolina Public Service Authority

Job Number: 680-238532-1

Login Number: 238532

List Number: 1

Creator: Sims, Robert D

List Source: Eurofins Savannah

Question	Answer	Comment
Radioactivity wasn't checked or is \leq background as measured by a survey meter.	N/A	
The cooler's custody seal, if present, is intact.	True	
Sample custody seals, if present, are intact.	True	
The cooler or samples do not appear to have been compromised or tampered with.	True	
Samples were received on ice.	True	
Cooler Temperature is acceptable.	True	
Cooler Temperature is recorded.	True	
COC is present.	True	
COC is filled out in ink and legible.	True	
COC is filled out with all pertinent information.	True	
Is the Field Sampler's name present on COC?	True	
There are no discrepancies between the containers received and the COC.	True	
Samples are received within Holding Time (excluding tests with immediate HTs)	True	
Sample containers have legible labels.	True	
Containers are not broken or leaking.	True	
Sample collection date/times are provided.	True	
Appropriate sample containers are used.	True	
Sample bottles are completely filled.	True	
Sample Preservation Verified.	N/A	
There is sufficient vol. for all requested analyses, incl. any requested MS/MSDs	True	
Containers requiring zero headspace have no headspace or bubble is $<6\text{mm}$ (1/4").	N/A	
Multiphasic samples are not present.	True	
Samples do not require splitting or compositing.	True	
Residual Chlorine Checked.	N/A	

Accreditation/Certification Summary

Client: South Carolina Public Service Authority
Project/Site: 125915/JM02.08.G01.3/36500

Job ID: 680-238532-1

Laboratory: Eurofins Savannah

The accreditations/certifications listed below are applicable to this report.

Authority	Program	Identification Number	Expiration Date
South Carolina	State	98001	06-30-23 *

- 1
- 2
- 3
- 4
- 5
- 6
- 7
- 8
- 9
- 10
- 11
- 12
- 13
- 14

* Accreditation/Certification renewal pending - accreditation/certification considered valid.

ANALYTICAL REPORT

PREPARED FOR

Attn: Linda Williams
South Carolina Public Service Authority
Santee Cooper
PO BOX 2946101
Moncks Corner, South Carolina 29461-2901

Generated 8/3/2023 6:06:42 PM Revision 1

JOB DESCRIPTION

125915/JM02-08-G01.1/36500

JOB NUMBER

680-237959-1

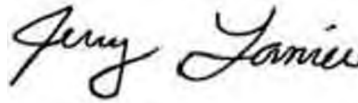
Eurofins Savannah

Job Notes

This report may not be reproduced except in full, and with written approval from the laboratory. The results relate only to the samples tested. For questions please contact the Project Manager at the e-mail address or telephone number listed on this page.

The test results in this report relate only to the samples as received by the laboratory and will meet all requirements of the methodology, with any exceptions noted. This report shall not be reproduced except in full, without the express written approval of the laboratory. All questions should be directed to the Eurofins Environment Testing Southeast, LLC Project Manager.

Authorization



Generated
8/3/2023 6:06:42 PM
Revision 1

Authorized for release by
Jerry Lanier, Project Manager I
Jerry.Lanier@et.eurofinsus.com
(912)250-0281

Table of Contents

Cover Page	1
Table of Contents	3
Case Narrative	4
Sample Summary	5
Method Summary	6
Definitions	7
Detection Summary	8
Client Sample Results	10
QC Sample Results	36
QC Association	38
Chronicle	40
Chain of Custody	45
Receipt Checklists	48
Certification Summary	49



Case Narrative

Client: South Carolina Public Service Authority
Project/Site: 125915/JM02-08-G01.1/36500

Job ID: 680-237959-1

Job ID: 680-237959-1

Laboratory: Eurofins Savannah

Narrative

Job Narrative 680-237959-1

Receipt

The samples were received on 7/20/2023 9:45 AM. Unless otherwise noted below, the samples arrived in good condition, and, where required, properly preserved and on ice. The temperature of the cooler at receipt time was 21.7°C

Revision

The final report was revised to include the re-prepped data for samples which failed MS/MSD. Both sets of data have been reported.

Metals

No additional analytical or quality issues were noted, other than those described above or in the Definitions/ Glossary page.

- 1
- 2
- 3
- 4
- 5
- 6
- 7
- 8
- 9
- 10
- 11
- 12
- 13
- 14

Sample Summary

Client: South Carolina Public Service Authority
Project/Site: 125915/JM02-08-G01.1/36500

Job ID: 680-237959-1

Lab Sample ID	Client Sample ID	Matrix	Collected	Received
680-237959-1	AF68738	Water	07/12/23 12:28	07/20/23 09:45
680-237959-2	AF68732	Water	07/12/23 14:32	07/20/23 09:45
680-237959-3	AF68740	Water	07/12/23 11:01	07/20/23 09:45
680-237959-4	AF68743	Water	07/12/23 13:23	07/20/23 09:45
680-237959-5	AF68744	Water	07/12/23 13:28	07/20/23 09:45
680-237959-6	AF68745	Water	07/11/23 15:21	07/20/23 09:45
680-237959-7	AF68741	Water	07/11/23 12:51	07/20/23 09:45
680-237959-8	AF68725	Water	07/18/23 11:49	07/20/23 09:45
680-237959-9	AF68742	Water	07/18/23 14:53	07/20/23 09:45
680-237959-10	AF68747	Water	07/17/23 10:08	07/20/23 09:45
680-237959-11	AF68731	Water	07/17/23 11:15	07/20/23 09:45
680-237959-12	AF68723	Water	07/17/23 13:00	07/20/23 09:45
680-237959-13	AF68724	Water	07/17/23 13:05	07/20/23 09:45
680-237959-14	AF68746	Water	07/17/23 14:24	07/20/23 09:45
680-237959-15	AF68726	Water	07/13/23 14:16	07/20/23 09:45
680-237959-16	AF68725	Water	07/13/23 14:21	07/20/23 09:45
680-237959-17	AF68730	Water	07/13/23 10:01	07/20/23 09:45
680-237959-18	AF68729	Water	07/13/23 11:24	07/20/23 09:45
680-237959-19	AF68728	Water	07/13/23 13:32	07/20/23 09:45
680-237959-20	AF68751	Water	07/10/23 10:00	07/20/23 09:45
680-237959-21	AF68750	Water	07/10/23 11:18	07/20/23 09:45
680-237959-22	AF68755	Water	07/10/23 12:59	07/20/23 09:45
680-237959-23	AF68733	Water	07/10/23 14:10	07/20/23 09:45
680-237959-24	AF68734	Water	07/10/23 14:15	07/20/23 09:45
680-237959-25	AF68757	Water	07/11/23 09:51	07/20/23 09:45
680-237959-26	AF68749	Water	07/11/23 10:52	07/20/23 09:45

Method Summary

Client: South Carolina Public Service Authority
Project/Site: 125915/JM02-08-G01.1/36500

Job ID: 680-237959-1

Method	Method Description	Protocol	Laboratory
7470A	Mercury (CVAA)	SW846	EET SAV
7470A	Preparation, Mercury	SW846	EET SAV

Protocol References:

SW846 = "Test Methods For Evaluating Solid Waste, Physical/Chemical Methods", Third Edition, November 1986 And Its Updates.

Laboratory References:

EET SAV = Eurofins Savannah, 5102 LaRoche Avenue, Savannah, GA 31404, TEL (912)354-7858

- 1
- 2
- 3
- 4
- 5**
- 6
- 7
- 8
- 9
- 10
- 11
- 12
- 13
- 14

Definitions/Glossary

Client: South Carolina Public Service Authority
Project/Site: 125915/JM02-08-G01.1/36500

Job ID: 680-237959-1

Qualifiers

Metals

Qualifier	Qualifier Description
F1	MS and/or MSD recovery exceeds control limits.
F2	MS/MSD RPD exceeds control limits
U	Indicates the analyte was analyzed for but not detected.

Glossary

Abbreviation	These commonly used abbreviations may or may not be present in this report.
▫	Listed under the "D" column to designate that the result is reported on a dry weight basis
%R	Percent Recovery
CFL	Contains Free Liquid
CFU	Colony Forming Unit
CNF	Contains No Free Liquid
DER	Duplicate Error Ratio (normalized absolute difference)
Dil Fac	Dilution Factor
DL	Detection Limit (DoD/DOE)
DL, RA, RE, IN	Indicates a Dilution, Re-analysis, Re-extraction, or additional Initial metals/anion analysis of the sample
DLC	Decision Level Concentration (Radiochemistry)
EDL	Estimated Detection Limit (Dioxin)
LOD	Limit of Detection (DoD/DOE)
LOQ	Limit of Quantitation (DoD/DOE)
MCL	EPA recommended "Maximum Contaminant Level"
MDA	Minimum Detectable Activity (Radiochemistry)
MDC	Minimum Detectable Concentration (Radiochemistry)
MDL	Method Detection Limit
ML	Minimum Level (Dioxin)
MPN	Most Probable Number
MQL	Method Quantitation Limit
NC	Not Calculated
ND	Not Detected at the reporting limit (or MDL or EDL if shown)
NEG	Negative / Absent
POS	Positive / Present
PQL	Practical Quantitation Limit
PRES	Presumptive
QC	Quality Control
RER	Relative Error Ratio (Radiochemistry)
RL	Reporting Limit or Requested Limit (Radiochemistry)
RPD	Relative Percent Difference, a measure of the relative difference between two points
TEF	Toxicity Equivalent Factor (Dioxin)
TEQ	Toxicity Equivalent Quotient (Dioxin)
TNTC	Too Numerous To Count

Detection Summary

Client: South Carolina Public Service Authority
Project/Site: 125915/JM02-08-G01.1/36500

Job ID: 680-237959-1

Client Sample ID: AF68738	Lab Sample ID: 680-237959-1
<input type="checkbox"/> No Detections.	
Client Sample ID: AF68732	Lab Sample ID: 680-237959-2
<input type="checkbox"/> No Detections.	
Client Sample ID: AF68740	Lab Sample ID: 680-237959-3
<input type="checkbox"/> No Detections.	
Client Sample ID: AF68743	Lab Sample ID: 680-237959-4
<input type="checkbox"/> No Detections.	
Client Sample ID: AF68744	Lab Sample ID: 680-237959-5
<input type="checkbox"/> No Detections.	
Client Sample ID: AF68745	Lab Sample ID: 680-237959-6
<input type="checkbox"/> No Detections.	
Client Sample ID: AF68741	Lab Sample ID: 680-237959-7
<input type="checkbox"/> No Detections.	
Client Sample ID: AF68725	Lab Sample ID: 680-237959-8
<input type="checkbox"/> No Detections.	
Client Sample ID: AF68742	Lab Sample ID: 680-237959-9
<input type="checkbox"/> No Detections.	
Client Sample ID: AF68747	Lab Sample ID: 680-237959-10
<input type="checkbox"/> No Detections.	
Client Sample ID: AF68731	Lab Sample ID: 680-237959-11
<input type="checkbox"/> No Detections.	
Client Sample ID: AF68723	Lab Sample ID: 680-237959-12
<input type="checkbox"/> No Detections.	
Client Sample ID: AF68724	Lab Sample ID: 680-237959-13
<input type="checkbox"/> No Detections.	
Client Sample ID: AF68746	Lab Sample ID: 680-237959-14
<input type="checkbox"/> No Detections.	
Client Sample ID: AF68726	Lab Sample ID: 680-237959-15
<input type="checkbox"/> No Detections.	
Client Sample ID: AF68725	Lab Sample ID: 680-237959-16
<input type="checkbox"/> No Detections.	

This Detection Summary does not include radiochemical test results.

Eurofins Savannah

Detection Summary

Client: South Carolina Public Service Authority
Project/Site: 125915/JM02-08-G01.1/36500

Job ID: 680-237959-1

Client Sample ID: AF68730 **Lab Sample ID: 680-237959-17**

No Detections.

Client Sample ID: AF68729 **Lab Sample ID: 680-237959-18**

No Detections.

Client Sample ID: AF68728 **Lab Sample ID: 680-237959-19**

No Detections.

Client Sample ID: AF68751 **Lab Sample ID: 680-237959-20**

No Detections.

Client Sample ID: AF68750 **Lab Sample ID: 680-237959-21**

No Detections.

Client Sample ID: AF68755 **Lab Sample ID: 680-237959-22**

No Detections.

Client Sample ID: AF68733 **Lab Sample ID: 680-237959-23**

No Detections.

Client Sample ID: AF68734 **Lab Sample ID: 680-237959-24**

No Detections.

Client Sample ID: AF68757 **Lab Sample ID: 680-237959-25**

No Detections.

Client Sample ID: AF68749 **Lab Sample ID: 680-237959-26**

No Detections.

This Detection Summary does not include radiochemical test results.

Eurofins Savannah

1
2
3
4
5
6
7
8
9
10
11
12
13
14

Client Sample Results

Client: South Carolina Public Service Authority
Project/Site: 125915/JM02-08-G01.1/36500

Job ID: 680-237959-1

Client Sample ID: AF68738

Lab Sample ID: 680-237959-1

Date Collected: 07/12/23 12:28

Matrix: Water

Date Received: 07/20/23 09:45

Method: SW846 7470A - Mercury (CVAA)

Analyte	Result	Qualifier	RL	MDL	Unit	D	Prepared	Analyzed	Dil Fac
Mercury	0.200	U	0.200		ug/L		07/21/23 10:52	07/21/23 16:36	1

- 1
- 2
- 3
- 4
- 5
- 6
- 7
- 8
- 9
- 10
- 11
- 12
- 13
- 14

Client Sample Results

Client: South Carolina Public Service Authority
Project/Site: 125915/JM02-08-G01.1/36500

Job ID: 680-237959-1

Client Sample ID: AF68732

Lab Sample ID: 680-237959-2

Date Collected: 07/12/23 14:32

Matrix: Water

Date Received: 07/20/23 09:45

Method: SW846 7470A - Mercury (CVAA)

Analyte	Result	Qualifier	RL	MDL	Unit	D	Prepared	Analyzed	Dil Fac
Mercury	0.200	U	0.200		ug/L		07/21/23 10:52	07/21/23 16:40	1

- 1
- 2
- 3
- 4
- 5
- 6
- 7
- 8
- 9
- 10
- 11
- 12
- 13
- 14

Client Sample Results

Client: South Carolina Public Service Authority
Project/Site: 125915/JM02-08-G01.1/36500

Job ID: 680-237959-1

Client Sample ID: AF68740

Lab Sample ID: 680-237959-3

Date Collected: 07/12/23 11:01

Matrix: Water

Date Received: 07/20/23 09:45

Method: SW846 7470A - Mercury (CVAA)

Analyte	Result	Qualifier	RL	MDL	Unit	D	Prepared	Analyzed	Dil Fac
Mercury	0.200	U	0.200		ug/L		07/21/23 10:52	07/21/23 16:42	1

- 1
- 2
- 3
- 4
- 5
- 6
- 7
- 8
- 9
- 10
- 11
- 12
- 13
- 14

Client Sample Results

Client: South Carolina Public Service Authority
Project/Site: 125915/JM02-08-G01.1/36500

Job ID: 680-237959-1

Client Sample ID: AF68743

Lab Sample ID: 680-237959-4

Date Collected: 07/12/23 13:23

Matrix: Water

Date Received: 07/20/23 09:45

Method: SW846 7470A - Mercury (CVAA)

Analyte	Result	Qualifier	RL	MDL	Unit	D	Prepared	Analyzed	Dil Fac
Mercury	0.200	U	0.200		ug/L		07/21/23 10:52	07/21/23 16:43	1

- 1
- 2
- 3
- 4
- 5
- 6
- 7
- 8
- 9
- 10
- 11
- 12
- 13
- 14

Client Sample Results

Client: South Carolina Public Service Authority
Project/Site: 125915/JM02-08-G01.1/36500

Job ID: 680-237959-1

Client Sample ID: AF68744

Lab Sample ID: 680-237959-5

Date Collected: 07/12/23 13:28

Matrix: Water

Date Received: 07/20/23 09:45

Method: SW846 7470A - Mercury (CVAA)

Analyte	Result	Qualifier	RL	MDL	Unit	D	Prepared	Analyzed	Dil Fac
Mercury	0.200	U	0.200		ug/L		07/21/23 10:52	07/21/23 16:45	1

- 1
- 2
- 3
- 4
- 5
- 6
- 7
- 8
- 9
- 10
- 11
- 12
- 13
- 14

Client Sample Results

Client: South Carolina Public Service Authority
Project/Site: 125915/JM02-08-G01.1/36500

Job ID: 680-237959-1

Client Sample ID: AF68745

Lab Sample ID: 680-237959-6

Date Collected: 07/11/23 15:21

Matrix: Water

Date Received: 07/20/23 09:45

Method: SW846 7470A - Mercury (CVAA)

Analyte	Result	Qualifier	RL	MDL	Unit	D	Prepared	Analyzed	Dil Fac
Mercury	0.200	U	0.200		ug/L		07/21/23 10:52	07/21/23 16:46	1

- 1
- 2
- 3
- 4
- 5
- 6
- 7
- 8
- 9
- 10
- 11
- 12
- 13
- 14

Client Sample Results

Client: South Carolina Public Service Authority
Project/Site: 125915/JM02-08-G01.1/36500

Job ID: 680-237959-1

Client Sample ID: AF68741

Lab Sample ID: 680-237959-7

Date Collected: 07/11/23 12:51

Matrix: Water

Date Received: 07/20/23 09:45

Method: SW846 7470A - Mercury (CVAA)

Analyte	Result	Qualifier	RL	MDL	Unit	D	Prepared	Analyzed	Dil Fac
Mercury	0.200	U	0.200		ug/L		07/21/23 10:52	07/21/23 16:51	1

- 1
- 2
- 3
- 4
- 5
- 6
- 7
- 8
- 9
- 10
- 11
- 12
- 13
- 14

Client Sample Results

Client: South Carolina Public Service Authority
Project/Site: 125915/JM02-08-G01.1/36500

Job ID: 680-237959-1

Client Sample ID: AF68725

Lab Sample ID: 680-237959-8

Date Collected: 07/18/23 11:49

Matrix: Water

Date Received: 07/20/23 09:45

Method: SW846 7470A - Mercury (CVAA)

Analyte	Result	Qualifier	RL	MDL	Unit	D	Prepared	Analyzed	Dil Fac
Mercury	0.200	U	0.200		ug/L		07/21/23 10:52	07/21/23 16:53	1

- 1
- 2
- 3
- 4
- 5
- 6
- 7
- 8
- 9
- 10
- 11
- 12
- 13
- 14

Client Sample Results

Client: South Carolina Public Service Authority
Project/Site: 125915/JM02-08-G01.1/36500

Job ID: 680-237959-1

Client Sample ID: AF68742

Lab Sample ID: 680-237959-9

Date Collected: 07/18/23 14:53

Matrix: Water

Date Received: 07/20/23 09:45

Method: SW846 7470A - Mercury (CVAA)

Analyte	Result	Qualifier	RL	MDL	Unit	D	Prepared	Analyzed	Dil Fac
Mercury	0.200	U	0.200		ug/L		07/21/23 10:52	07/21/23 16:54	1

- 1
- 2
- 3
- 4
- 5
- 6
- 7
- 8
- 9
- 10
- 11
- 12
- 13
- 14

Client Sample Results

Client: South Carolina Public Service Authority
Project/Site: 125915/JM02-08-G01.1/36500

Job ID: 680-237959-1

Client Sample ID: AF68747

Lab Sample ID: 680-237959-10

Date Collected: 07/17/23 10:08

Matrix: Water

Date Received: 07/20/23 09:45

Method: SW846 7470A - Mercury (CVAA)

Analyte	Result	Qualifier	RL	MDL	Unit	D	Prepared	Analyzed	Dil Fac
Mercury	0.200	U	0.200		ug/L		07/21/23 10:52	07/21/23 16:56	1

- 1
- 2
- 3
- 4
- 5
- 6
- 7
- 8
- 9
- 10
- 11
- 12
- 13
- 14

Client Sample Results

Client: South Carolina Public Service Authority
Project/Site: 125915/JM02-08-G01.1/36500

Job ID: 680-237959-1

Client Sample ID: AF68731

Lab Sample ID: 680-237959-11

Date Collected: 07/17/23 11:15

Matrix: Water

Date Received: 07/20/23 09:45

Method: SW846 7470A - Mercury (CVAA)

Analyte	Result	Qualifier	RL	MDL	Unit	D	Prepared	Analyzed	Dil Fac
Mercury	0.200	U	0.200		ug/L		07/21/23 10:52	07/21/23 16:57	1

- 1
- 2
- 3
- 4
- 5
- 6
- 7
- 8
- 9
- 10
- 11
- 12
- 13
- 14

Client Sample Results

Client: South Carolina Public Service Authority
Project/Site: 125915/JM02-08-G01.1/36500

Job ID: 680-237959-1

Client Sample ID: AF68723

Lab Sample ID: 680-237959-12

Date Collected: 07/17/23 13:00

Matrix: Water

Date Received: 07/20/23 09:45

Method: SW846 7470A - Mercury (CVAA)

Analyte	Result	Qualifier	RL	MDL	Unit	D	Prepared	Analyzed	Dil Fac
Mercury	0.200	U	0.200		ug/L		07/21/23 10:52	07/21/23 16:59	1

- 1
- 2
- 3
- 4
- 5
- 6
- 7
- 8
- 9
- 10
- 11
- 12
- 13
- 14

Client Sample Results

Client: South Carolina Public Service Authority
Project/Site: 125915/JM02-08-G01.1/36500

Job ID: 680-237959-1

Client Sample ID: AF68724

Lab Sample ID: 680-237959-13

Date Collected: 07/17/23 13:05

Matrix: Water

Date Received: 07/20/23 09:45

Method: SW846 7470A - Mercury (CVAA)

Analyte	Result	Qualifier	RL	MDL	Unit	D	Prepared	Analyzed	Dil Fac
Mercury	0.200	U	0.200		ug/L		07/21/23 10:52	07/21/23 17:00	1

- 1
- 2
- 3
- 4
- 5
- 6
- 7
- 8
- 9
- 10
- 11
- 12
- 13
- 14

Client Sample Results

Client: South Carolina Public Service Authority
Project/Site: 125915/JM02-08-G01.1/36500

Job ID: 680-237959-1

Client Sample ID: AF68746

Lab Sample ID: 680-237959-14

Date Collected: 07/17/23 14:24

Matrix: Water

Date Received: 07/20/23 09:45

Method: SW846 7470A - Mercury (CVAA)

Analyte	Result	Qualifier	RL	MDL	Unit	D	Prepared	Analyzed	Dil Fac
Mercury	0.200	U F1 F2	0.200		ug/L		07/25/23 12:25	07/26/23 10:29	1
Mercury	0.200	U	0.200		ug/L		08/02/23 10:19	08/03/23 10:19	1

- 1
- 2
- 3
- 4
- 5
- 6
- 7
- 8
- 9
- 10
- 11
- 12
- 13
- 14

Client Sample Results

Client: South Carolina Public Service Authority
Project/Site: 125915/JM02-08-G01.1/36500

Job ID: 680-237959-1

Client Sample ID: AF68726

Lab Sample ID: 680-237959-15

Date Collected: 07/13/23 14:16

Matrix: Water

Date Received: 07/20/23 09:45

Method: SW846 7470A - Mercury (CVAA)

Analyte	Result	Qualifier	RL	MDL	Unit	D	Prepared	Analyzed	Dil Fac
Mercury	0.200	U F1	0.200		ug/L		07/25/23 12:39	07/26/23 10:37	1
Mercury	0.200	U	0.200		ug/L		08/02/23 10:19	08/03/23 10:20	1

- 1
- 2
- 3
- 4
- 5
- 6
- 7
- 8
- 9
- 10
- 11
- 12
- 13
- 14

Client Sample Results

Client: South Carolina Public Service Authority
Project/Site: 125915/JM02-08-G01.1/36500

Job ID: 680-237959-1

Client Sample ID: AF68725

Lab Sample ID: 680-237959-16

Date Collected: 07/13/23 14:21

Matrix: Water

Date Received: 07/20/23 09:45

Method: SW846 7470A - Mercury (CVAA)

Analyte	Result	Qualifier	RL	MDL	Unit	D	Prepared	Analyzed	Dil Fac
Mercury	0.200	U	0.200		ug/L		07/25/23 12:39	07/26/23 10:45	1

- 1
- 2
- 3
- 4
- 5
- 6
- 7
- 8
- 9
- 10
- 11
- 12
- 13
- 14

Client Sample Results

Client: South Carolina Public Service Authority
Project/Site: 125915/JM02-08-G01.1/36500

Job ID: 680-237959-1

Client Sample ID: AF68730

Lab Sample ID: 680-237959-17

Date Collected: 07/13/23 10:01

Matrix: Water

Date Received: 07/20/23 09:45

Method: SW846 7470A - Mercury (CVAA)

Analyte	Result	Qualifier	RL	MDL	Unit	D	Prepared	Analyzed	Dil Fac
Mercury	0.200	U	0.200		ug/L		07/25/23 12:39	07/26/23 10:46	1

- 1
- 2
- 3
- 4
- 5
- 6
- 7
- 8
- 9
- 10
- 11
- 12
- 13
- 14

Client Sample Results

Client: South Carolina Public Service Authority
Project/Site: 125915/JM02-08-G01.1/36500

Job ID: 680-237959-1

Client Sample ID: AF68729

Lab Sample ID: 680-237959-18

Date Collected: 07/13/23 11:24

Matrix: Water

Date Received: 07/20/23 09:45

Method: SW846 7470A - Mercury (CVAA)

Analyte	Result	Qualifier	RL	MDL	Unit	D	Prepared	Analyzed	Dil Fac
Mercury	0.200	U	0.200		ug/L		07/25/23 12:39	07/26/23 10:48	1

- 1
- 2
- 3
- 4
- 5
- 6
- 7
- 8
- 9
- 10
- 11
- 12
- 13
- 14

Client Sample Results

Client: South Carolina Public Service Authority
Project/Site: 125915/JM02-08-G01.1/36500

Job ID: 680-237959-1

Client Sample ID: AF68728

Lab Sample ID: 680-237959-19

Date Collected: 07/13/23 13:32

Matrix: Water

Date Received: 07/20/23 09:45

Method: SW846 7470A - Mercury (CVAA)

Analyte	Result	Qualifier	RL	MDL	Unit	D	Prepared	Analyzed	Dil Fac
Mercury	0.200	U	0.200		ug/L		07/25/23 12:39	07/26/23 10:49	1

- 1
- 2
- 3
- 4
- 5
- 6
- 7
- 8
- 9
- 10
- 11
- 12
- 13
- 14

Client Sample Results

Client: South Carolina Public Service Authority
Project/Site: 125915/JM02-08-G01.1/36500

Job ID: 680-237959-1

Client Sample ID: AF68751

Lab Sample ID: 680-237959-20

Date Collected: 07/10/23 10:00

Matrix: Water

Date Received: 07/20/23 09:45

Method: SW846 7470A - Mercury (CVAA)

Analyte	Result	Qualifier	RL	MDL	Unit	D	Prepared	Analyzed	Dil Fac
Mercury	0.200	U	0.200		ug/L		07/25/23 12:39	07/26/23 10:51	1

- 1
- 2
- 3
- 4
- 5
- 6
- 7
- 8
- 9
- 10
- 11
- 12
- 13
- 14

Client Sample Results

Client: South Carolina Public Service Authority
Project/Site: 125915/JM02-08-G01.1/36500

Job ID: 680-237959-1

Client Sample ID: AF68750

Lab Sample ID: 680-237959-21

Date Collected: 07/10/23 11:18

Matrix: Water

Date Received: 07/20/23 09:45

Method: SW846 7470A - Mercury (CVAA)

Analyte	Result	Qualifier	RL	MDL	Unit	D	Prepared	Analyzed	Dil Fac
Mercury	0.200	U	0.200		ug/L		07/25/23 12:39	07/26/23 10:52	1

- 1
- 2
- 3
- 4
- 5
- 6
- 7
- 8
- 9
- 10
- 11
- 12
- 13
- 14

Client Sample Results

Client: South Carolina Public Service Authority
Project/Site: 125915/JM02-08-G01.1/36500

Job ID: 680-237959-1

Client Sample ID: AF68755

Lab Sample ID: 680-237959-22

Date Collected: 07/10/23 12:59

Matrix: Water

Date Received: 07/20/23 09:45

Method: SW846 7470A - Mercury (CVAA)

Analyte	Result	Qualifier	RL	MDL	Unit	D	Prepared	Analyzed	Dil Fac
Mercury	0.200	U	0.200		ug/L		07/25/23 12:39	07/26/23 10:54	1

- 1
- 2
- 3
- 4
- 5
- 6
- 7
- 8
- 9
- 10
- 11
- 12
- 13
- 14

Client Sample Results

Client: South Carolina Public Service Authority
Project/Site: 125915/JM02-08-G01.1/36500

Job ID: 680-237959-1

Client Sample ID: AF68733

Lab Sample ID: 680-237959-23

Date Collected: 07/10/23 14:10

Matrix: Water

Date Received: 07/20/23 09:45

Method: SW846 7470A - Mercury (CVAA)

Analyte	Result	Qualifier	RL	MDL	Unit	D	Prepared	Analyzed	Dil Fac
Mercury	0.200	U	0.200		ug/L		07/25/23 12:39	07/26/23 10:55	1

- 1
- 2
- 3
- 4
- 5
- 6
- 7
- 8
- 9
- 10
- 11
- 12
- 13
- 14

Client Sample Results

Client: South Carolina Public Service Authority
Project/Site: 125915/JM02-08-G01.1/36500

Job ID: 680-237959-1

Client Sample ID: AF68734

Lab Sample ID: 680-237959-24

Date Collected: 07/10/23 14:15

Matrix: Water

Date Received: 07/20/23 09:45

Method: SW846 7470A - Mercury (CVAA)

Analyte	Result	Qualifier	RL	MDL	Unit	D	Prepared	Analyzed	Dil Fac
Mercury	0.200	U	0.200		ug/L		07/25/23 12:39	07/26/23 10:57	1

- 1
- 2
- 3
- 4
- 5
- 6
- 7
- 8
- 9
- 10
- 11
- 12
- 13
- 14

Client Sample Results

Client: South Carolina Public Service Authority
Project/Site: 125915/JM02-08-G01.1/36500

Job ID: 680-237959-1

Client Sample ID: AF68757

Lab Sample ID: 680-237959-25

Date Collected: 07/11/23 09:51

Matrix: Water

Date Received: 07/20/23 09:45

Method: SW846 7470A - Mercury (CVAA)

Analyte	Result	Qualifier	RL	MDL	Unit	D	Prepared	Analyzed	Dil Fac
Mercury	0.200	U	0.200		ug/L		07/25/23 12:39	07/26/23 11:02	1

- 1
- 2
- 3
- 4
- 5
- 6
- 7
- 8
- 9
- 10
- 11
- 12
- 13
- 14

Client Sample Results

Client: South Carolina Public Service Authority
Project/Site: 125915/JM02-08-G01.1/36500

Job ID: 680-237959-1

Client Sample ID: AF68749

Lab Sample ID: 680-237959-26

Date Collected: 07/11/23 10:52

Matrix: Water

Date Received: 07/20/23 09:45

Method: SW846 7470A - Mercury (CVAA)

Analyte	Result	Qualifier	RL	MDL	Unit	D	Prepared	Analyzed	Dil Fac
Mercury	0.200	U	0.200		ug/L		07/25/23 12:39	07/26/23 11:03	1

- 1
- 2
- 3
- 4
- 5
- 6
- 7
- 8
- 9
- 10
- 11
- 12
- 13
- 14

QC Sample Results

Client: South Carolina Public Service Authority
 Project/Site: 125915/JM02-08-G01.1/36500

Job ID: 680-237959-1

Method: 7470A - Mercury (CVAA)

Lab Sample ID: MB 680-789400/1-A							Client Sample ID: Method Blank				
Matrix: Water							Prep Type: Total/NA				
Analysis Batch: 789621							Prep Batch: 789400				
Analyte	MB Result	MB Qualifier	RL	MDL	Unit	D	Prepared	Analyzed	Dil Fac		
Mercury	0.200	U	0.200		ug/L		07/21/23 10:52	07/21/23 16:32	1		

Lab Sample ID: LCS 680-789400/2-A							Client Sample ID: Lab Control Sample				
Matrix: Water							Prep Type: Total/NA				
Analysis Batch: 789621							Prep Batch: 789400				
Analyte	Spike Added		LCS Result	LCS Qualifier	Unit	D	%Rec	%Rec Limits			
Mercury	2.50		2.592		ug/L		104	80 - 120			

Lab Sample ID: 680-237959-1 MS							Client Sample ID: AF68738				
Matrix: Water							Prep Type: Total/NA				
Analysis Batch: 789621							Prep Batch: 789400				
Analyte	Sample Result	Sample Qualifier	Spike Added	MS Result	MS Qualifier	Unit	D	%Rec	%Rec Limits		
Mercury	0.200	U	1.00	1.059		ug/L		97	80 - 120		

Lab Sample ID: 680-237959-1 MSD							Client Sample ID: AF68738				
Matrix: Water							Prep Type: Total/NA				
Analysis Batch: 789621							Prep Batch: 789400				
Analyte	Sample Result	Sample Qualifier	Spike Added	MSD Result	MSD Qualifier	Unit	D	%Rec	Limits	RPD	Limit
Mercury	0.200	U	1.00	1.032		ug/L		94	80 - 120	3	20

Lab Sample ID: MB 680-789957/12-A							Client Sample ID: Method Blank				
Matrix: Water							Prep Type: Total/NA				
Analysis Batch: 790193							Prep Batch: 789957				
Analyte	MB Result	MB Qualifier	RL	MDL	Unit	D	Prepared	Analyzed	Dil Fac		
Mercury	0.200	U	0.200		ug/L		07/25/23 12:25	07/26/23 10:26	1		

Lab Sample ID: LCS 680-789957/13-A							Client Sample ID: Lab Control Sample				
Matrix: Water							Prep Type: Total/NA				
Analysis Batch: 790193							Prep Batch: 789957				
Analyte	Spike Added		LCS Result	LCS Qualifier	Unit	D	%Rec	%Rec Limits			
Mercury	2.50		2.644		ug/L		106	80 - 120			

Lab Sample ID: 680-237959-14 MS							Client Sample ID: AF68746				
Matrix: Water							Prep Type: Total/NA				
Analysis Batch: 790193							Prep Batch: 789957				
Analyte	Sample Result	Sample Qualifier	Spike Added	MS Result	MS Qualifier	Unit	D	%Rec	%Rec Limits		
Mercury	0.200	U F1 F2	1.00	0.2046	F1	ug/L		20	80 - 120		

Lab Sample ID: 680-237959-14 MSD							Client Sample ID: AF68746				
Matrix: Water							Prep Type: Total/NA				
Analysis Batch: 790193							Prep Batch: 789957				
Analyte	Sample Result	Sample Qualifier	Spike Added	MSD Result	MSD Qualifier	Unit	D	%Rec	Limits	RPD	Limit
Mercury	0.200	U F1 F2	1.00	0.200	U F1 F2	ug/L		16	80 - 120	27	20

Eurofins Savannah

QC Sample Results

Client: South Carolina Public Service Authority
 Project/Site: 125915/JM02-08-G01.1/36500

Job ID: 680-237959-1

Method: 7470A - Mercury (CVAA)

Lab Sample ID: MB 680-789960/1-A							Client Sample ID: Method Blank				
Matrix: Water							Prep Type: Total/NA				
Analysis Batch: 790193							Prep Batch: 789960				
Analyte	MB Result	MB Qualifier	RL	MDL	Unit	D	Prepared	Analyzed	Dil Fac		
Mercury	0.200	U	0.200		ug/L		07/25/23 12:39	07/26/23 10:34	1		
Lab Sample ID: LCS 680-789960/2-A							Client Sample ID: Lab Control Sample				
Matrix: Water							Prep Type: Total/NA				
Analysis Batch: 790193							Prep Batch: 789960				
Analyte			Spike Added	LCS Result	LCS Qualifier	Unit	D	%Rec	%Rec Limits		
Mercury			2.50	2.631		ug/L		105	80 - 120		
Lab Sample ID: 680-237959-15 MS							Client Sample ID: AF68726				
Matrix: Water							Prep Type: Total/NA				
Analysis Batch: 790193							Prep Batch: 789960				
Analyte	Sample Result	Sample Qualifier	Spike Added	MS Result	MS Qualifier	Unit	D	%Rec	%Rec Limits		
Mercury	0.200	U F1	1.00	0.2226	F1	ug/L		22	80 - 120		
Lab Sample ID: 680-237959-15 MSD							Client Sample ID: AF68726				
Matrix: Water							Prep Type: Total/NA				
Analysis Batch: 790193							Prep Batch: 789960				
Analyte	Sample Result	Sample Qualifier	Spike Added	MSD Result	MSD Qualifier	Unit	D	%Rec	Limits	RPD	Limit
Mercury	0.200	U F1	1.00	0.2316	F1	ug/L		23	80 - 120	4	20
Lab Sample ID: MB 680-791340/12-A							Client Sample ID: Method Blank				
Matrix: Water							Prep Type: Total/NA				
Analysis Batch: 791612							Prep Batch: 791340				
Analyte	MB Result	MB Qualifier	RL	MDL	Unit	D	Prepared	Analyzed	Dil Fac		
Mercury	0.200	U	0.200		ug/L		08/02/23 10:17	08/03/23 10:11	1		
Lab Sample ID: LCS 680-791340/13-A							Client Sample ID: Lab Control Sample				
Matrix: Water							Prep Type: Total/NA				
Analysis Batch: 791612							Prep Batch: 791340				
Analyte			Spike Added	LCS Result	LCS Qualifier	Unit	D	%Rec	%Rec Limits		
Mercury			2.50	2.769		ug/L		111	80 - 120		

QC Association Summary

Client: South Carolina Public Service Authority
 Project/Site: 125915/JM02-08-G01.1/36500

Job ID: 680-237959-1

Metals

Prep Batch: 789400

Lab Sample ID	Client Sample ID	Prep Type	Matrix	Method	Prep Batch
680-237959-1	AF68738	Total/NA	Water	7470A	
680-237959-2	AF68732	Total/NA	Water	7470A	
680-237959-3	AF68740	Total/NA	Water	7470A	
680-237959-4	AF68743	Total/NA	Water	7470A	
680-237959-5	AF68744	Total/NA	Water	7470A	
680-237959-6	AF68745	Total/NA	Water	7470A	
680-237959-7	AF68741	Total/NA	Water	7470A	
680-237959-8	AF68725	Total/NA	Water	7470A	
680-237959-9	AF68742	Total/NA	Water	7470A	
680-237959-10	AF68747	Total/NA	Water	7470A	
680-237959-11	AF68731	Total/NA	Water	7470A	
680-237959-12	AF68723	Total/NA	Water	7470A	
680-237959-13	AF68724	Total/NA	Water	7470A	
MB 680-789400/1-A	Method Blank	Total/NA	Water	7470A	
LCS 680-789400/2-A	Lab Control Sample	Total/NA	Water	7470A	
680-237959-1 MS	AF68738	Total/NA	Water	7470A	
680-237959-1 MSD	AF68738	Total/NA	Water	7470A	

Analysis Batch: 789621

Lab Sample ID	Client Sample ID	Prep Type	Matrix	Method	Prep Batch
680-237959-1	AF68738	Total/NA	Water	7470A	789400
680-237959-2	AF68732	Total/NA	Water	7470A	789400
680-237959-3	AF68740	Total/NA	Water	7470A	789400
680-237959-4	AF68743	Total/NA	Water	7470A	789400
680-237959-5	AF68744	Total/NA	Water	7470A	789400
680-237959-6	AF68745	Total/NA	Water	7470A	789400
680-237959-7	AF68741	Total/NA	Water	7470A	789400
680-237959-8	AF68725	Total/NA	Water	7470A	789400
680-237959-9	AF68742	Total/NA	Water	7470A	789400
680-237959-10	AF68747	Total/NA	Water	7470A	789400
680-237959-11	AF68731	Total/NA	Water	7470A	789400
680-237959-12	AF68723	Total/NA	Water	7470A	789400
680-237959-13	AF68724	Total/NA	Water	7470A	789400
MB 680-789400/1-A	Method Blank	Total/NA	Water	7470A	789400
LCS 680-789400/2-A	Lab Control Sample	Total/NA	Water	7470A	789400
680-237959-1 MS	AF68738	Total/NA	Water	7470A	789400
680-237959-1 MSD	AF68738	Total/NA	Water	7470A	789400

Prep Batch: 789957

Lab Sample ID	Client Sample ID	Prep Type	Matrix	Method	Prep Batch
680-237959-14	AF68746	Total/NA	Water	7470A	
MB 680-789957/12-A	Method Blank	Total/NA	Water	7470A	
LCS 680-789957/13-A	Lab Control Sample	Total/NA	Water	7470A	
680-237959-14 MS	AF68746	Total/NA	Water	7470A	
680-237959-14 MSD	AF68746	Total/NA	Water	7470A	

Prep Batch: 789960

Lab Sample ID	Client Sample ID	Prep Type	Matrix	Method	Prep Batch
680-237959-15	AF68726	Total/NA	Water	7470A	
680-237959-16	AF68725	Total/NA	Water	7470A	
680-237959-17	AF68730	Total/NA	Water	7470A	

Eurofins Savannah

QC Association Summary

Client: South Carolina Public Service Authority
 Project/Site: 125915/JM02-08-G01.1/36500

Job ID: 680-237959-1

Metals (Continued)

Prep Batch: 789960 (Continued)

Lab Sample ID	Client Sample ID	Prep Type	Matrix	Method	Prep Batch
680-237959-18	AF68729	Total/NA	Water	7470A	
680-237959-19	AF68728	Total/NA	Water	7470A	
680-237959-20	AF68751	Total/NA	Water	7470A	
680-237959-21	AF68750	Total/NA	Water	7470A	
680-237959-22	AF68755	Total/NA	Water	7470A	
680-237959-23	AF68733	Total/NA	Water	7470A	
680-237959-24	AF68734	Total/NA	Water	7470A	
680-237959-25	AF68757	Total/NA	Water	7470A	
680-237959-26	AF68749	Total/NA	Water	7470A	
MB 680-789960/1-A	Method Blank	Total/NA	Water	7470A	
LCS 680-789960/2-A	Lab Control Sample	Total/NA	Water	7470A	
680-237959-15 MS	AF68726	Total/NA	Water	7470A	
680-237959-15 MSD	AF68726	Total/NA	Water	7470A	

Analysis Batch: 790193

Lab Sample ID	Client Sample ID	Prep Type	Matrix	Method	Prep Batch
680-237959-14	AF68746	Total/NA	Water	7470A	789957
680-237959-15	AF68726	Total/NA	Water	7470A	789960
680-237959-16	AF68725	Total/NA	Water	7470A	789960
680-237959-17	AF68730	Total/NA	Water	7470A	789960
680-237959-18	AF68729	Total/NA	Water	7470A	789960
680-237959-19	AF68728	Total/NA	Water	7470A	789960
680-237959-20	AF68751	Total/NA	Water	7470A	789960
680-237959-21	AF68750	Total/NA	Water	7470A	789960
680-237959-22	AF68755	Total/NA	Water	7470A	789960
680-237959-23	AF68733	Total/NA	Water	7470A	789960
680-237959-24	AF68734	Total/NA	Water	7470A	789960
680-237959-25	AF68757	Total/NA	Water	7470A	789960
680-237959-26	AF68749	Total/NA	Water	7470A	789960
MB 680-789957/12-A	Method Blank	Total/NA	Water	7470A	789957
MB 680-789960/1-A	Method Blank	Total/NA	Water	7470A	789960
LCS 680-789957/13-A	Lab Control Sample	Total/NA	Water	7470A	789957
LCS 680-789960/2-A	Lab Control Sample	Total/NA	Water	7470A	789960
680-237959-14 MS	AF68746	Total/NA	Water	7470A	789957
680-237959-14 MSD	AF68746	Total/NA	Water	7470A	789957
680-237959-15 MS	AF68726	Total/NA	Water	7470A	789960
680-237959-15 MSD	AF68726	Total/NA	Water	7470A	789960

Prep Batch: 791340

Lab Sample ID	Client Sample ID	Prep Type	Matrix	Method	Prep Batch
680-237959-14	AF68746	Total/NA	Water	7470A	
680-237959-15	AF68726	Total/NA	Water	7470A	
MB 680-791340/12-A	Method Blank	Total/NA	Water	7470A	
LCS 680-791340/13-A	Lab Control Sample	Total/NA	Water	7470A	

Analysis Batch: 791612

Lab Sample ID	Client Sample ID	Prep Type	Matrix	Method	Prep Batch
680-237959-14	AF68746	Total/NA	Water	7470A	791340
680-237959-15	AF68726	Total/NA	Water	7470A	791340
MB 680-791340/12-A	Method Blank	Total/NA	Water	7470A	791340
LCS 680-791340/13-A	Lab Control Sample	Total/NA	Water	7470A	791340

Eurofins Savannah

Lab Chronicle

Client: South Carolina Public Service Authority
Project/Site: 125915/JM02-08-G01.1/36500

Job ID: 680-237959-1

Client Sample ID: AF68738

Lab Sample ID: 680-237959-1

Date Collected: 07/12/23 12:28

Matrix: Water

Date Received: 07/20/23 09:45

Prep Type	Batch Type	Batch Method	Run	Dilution Factor	Batch Number	Analyst	Lab	Prepared or Analyzed
Total/NA	Prep	7470A			789400	DW	EET SAV	07/21/23 10:52
Total/NA	Analysis	7470A		1	789621	BJB	EET SAV	07/21/23 16:36

Client Sample ID: AF68732

Lab Sample ID: 680-237959-2

Date Collected: 07/12/23 14:32

Matrix: Water

Date Received: 07/20/23 09:45

Prep Type	Batch Type	Batch Method	Run	Dilution Factor	Batch Number	Analyst	Lab	Prepared or Analyzed
Total/NA	Prep	7470A			789400	DW	EET SAV	07/21/23 10:52
Total/NA	Analysis	7470A		1	789621	BJB	EET SAV	07/21/23 16:40

Client Sample ID: AF68740

Lab Sample ID: 680-237959-3

Date Collected: 07/12/23 11:01

Matrix: Water

Date Received: 07/20/23 09:45

Prep Type	Batch Type	Batch Method	Run	Dilution Factor	Batch Number	Analyst	Lab	Prepared or Analyzed
Total/NA	Prep	7470A			789400	DW	EET SAV	07/21/23 10:52
Total/NA	Analysis	7470A		1	789621	BJB	EET SAV	07/21/23 16:42

Client Sample ID: AF68743

Lab Sample ID: 680-237959-4

Date Collected: 07/12/23 13:23

Matrix: Water

Date Received: 07/20/23 09:45

Prep Type	Batch Type	Batch Method	Run	Dilution Factor	Batch Number	Analyst	Lab	Prepared or Analyzed
Total/NA	Prep	7470A			789400	DW	EET SAV	07/21/23 10:52
Total/NA	Analysis	7470A		1	789621	BJB	EET SAV	07/21/23 16:43

Client Sample ID: AF68744

Lab Sample ID: 680-237959-5

Date Collected: 07/12/23 13:28

Matrix: Water

Date Received: 07/20/23 09:45

Prep Type	Batch Type	Batch Method	Run	Dilution Factor	Batch Number	Analyst	Lab	Prepared or Analyzed
Total/NA	Prep	7470A			789400	DW	EET SAV	07/21/23 10:52
Total/NA	Analysis	7470A		1	789621	BJB	EET SAV	07/21/23 16:45

Client Sample ID: AF68745

Lab Sample ID: 680-237959-6

Date Collected: 07/11/23 15:21

Matrix: Water

Date Received: 07/20/23 09:45

Prep Type	Batch Type	Batch Method	Run	Dilution Factor	Batch Number	Analyst	Lab	Prepared or Analyzed
Total/NA	Prep	7470A			789400	DW	EET SAV	07/21/23 10:52
Total/NA	Analysis	7470A		1	789621	BJB	EET SAV	07/21/23 16:46

Lab Chronicle

Client: South Carolina Public Service Authority
Project/Site: 125915/JM02-08-G01.1/36500

Job ID: 680-237959-1

Client Sample ID: AF68741

Lab Sample ID: 680-237959-7

Date Collected: 07/11/23 12:51

Matrix: Water

Date Received: 07/20/23 09:45

Prep Type	Batch Type	Batch Method	Run	Dilution Factor	Batch Number	Analyst	Lab	Prepared or Analyzed
Total/NA	Prep	7470A			789400	DW	EET SAV	07/21/23 10:52
Total/NA	Analysis	7470A		1	789621	BJB	EET SAV	07/21/23 16:51

Client Sample ID: AF68725

Lab Sample ID: 680-237959-8

Date Collected: 07/18/23 11:49

Matrix: Water

Date Received: 07/20/23 09:45

Prep Type	Batch Type	Batch Method	Run	Dilution Factor	Batch Number	Analyst	Lab	Prepared or Analyzed
Total/NA	Prep	7470A			789400	DW	EET SAV	07/21/23 10:52
Total/NA	Analysis	7470A		1	789621	BJB	EET SAV	07/21/23 16:53

Client Sample ID: AF68742

Lab Sample ID: 680-237959-9

Date Collected: 07/18/23 14:53

Matrix: Water

Date Received: 07/20/23 09:45

Prep Type	Batch Type	Batch Method	Run	Dilution Factor	Batch Number	Analyst	Lab	Prepared or Analyzed
Total/NA	Prep	7470A			789400	DW	EET SAV	07/21/23 10:52
Total/NA	Analysis	7470A		1	789621	BJB	EET SAV	07/21/23 16:54

Client Sample ID: AF68747

Lab Sample ID: 680-237959-10

Date Collected: 07/17/23 10:08

Matrix: Water

Date Received: 07/20/23 09:45

Prep Type	Batch Type	Batch Method	Run	Dilution Factor	Batch Number	Analyst	Lab	Prepared or Analyzed
Total/NA	Prep	7470A			789400	DW	EET SAV	07/21/23 10:52
Total/NA	Analysis	7470A		1	789621	BJB	EET SAV	07/21/23 16:56

Client Sample ID: AF68731

Lab Sample ID: 680-237959-11

Date Collected: 07/17/23 11:15

Matrix: Water

Date Received: 07/20/23 09:45

Prep Type	Batch Type	Batch Method	Run	Dilution Factor	Batch Number	Analyst	Lab	Prepared or Analyzed
Total/NA	Prep	7470A			789400	DW	EET SAV	07/21/23 10:52
Total/NA	Analysis	7470A		1	789621	BJB	EET SAV	07/21/23 16:57

Client Sample ID: AF68723

Lab Sample ID: 680-237959-12

Date Collected: 07/17/23 13:00

Matrix: Water

Date Received: 07/20/23 09:45

Prep Type	Batch Type	Batch Method	Run	Dilution Factor	Batch Number	Analyst	Lab	Prepared or Analyzed
Total/NA	Prep	7470A			789400	DW	EET SAV	07/21/23 10:52
Total/NA	Analysis	7470A		1	789621	BJB	EET SAV	07/21/23 16:59

Lab Chronicle

Client: South Carolina Public Service Authority
Project/Site: 125915/JM02-08-G01.1/36500

Job ID: 680-237959-1

Client Sample ID: AF68724

Lab Sample ID: 680-237959-13

Date Collected: 07/17/23 13:05

Matrix: Water

Date Received: 07/20/23 09:45

Prep Type	Batch Type	Batch Method	Run	Dilution Factor	Batch Number	Analyst	Lab	Prepared or Analyzed
Total/NA	Prep	7470A			789400	DW	EET SAV	07/21/23 10:52
Total/NA	Analysis	7470A		1	789621	BJB	EET SAV	07/21/23 17:00

Client Sample ID: AF68746

Lab Sample ID: 680-237959-14

Date Collected: 07/17/23 14:24

Matrix: Water

Date Received: 07/20/23 09:45

Prep Type	Batch Type	Batch Method	Run	Dilution Factor	Batch Number	Analyst	Lab	Prepared or Analyzed
Total/NA	Prep	7470A			789957	DW	EET SAV	07/25/23 12:25
Total/NA	Analysis	7470A		1	790193	BJB	EET SAV	07/26/23 10:29
Total/NA	Prep	7470A			791340	DW	EET SAV	08/02/23 10:19
Total/NA	Analysis	7470A		1	791612	BJB	EET SAV	08/03/23 10:19

Client Sample ID: AF68726

Lab Sample ID: 680-237959-15

Date Collected: 07/13/23 14:16

Matrix: Water

Date Received: 07/20/23 09:45

Prep Type	Batch Type	Batch Method	Run	Dilution Factor	Batch Number	Analyst	Lab	Prepared or Analyzed
Total/NA	Prep	7470A			789960	DW	EET SAV	07/25/23 12:39
Total/NA	Analysis	7470A		1	790193	BJB	EET SAV	07/26/23 10:37
Total/NA	Prep	7470A			791340	DW	EET SAV	08/02/23 10:19
Total/NA	Analysis	7470A		1	791612	BJB	EET SAV	08/03/23 10:20

Client Sample ID: AF68725

Lab Sample ID: 680-237959-16

Date Collected: 07/13/23 14:21

Matrix: Water

Date Received: 07/20/23 09:45

Prep Type	Batch Type	Batch Method	Run	Dilution Factor	Batch Number	Analyst	Lab	Prepared or Analyzed
Total/NA	Prep	7470A			789960	DW	EET SAV	07/25/23 12:39
Total/NA	Analysis	7470A		1	790193	BJB	EET SAV	07/26/23 10:45

Client Sample ID: AF68730

Lab Sample ID: 680-237959-17

Date Collected: 07/13/23 10:01

Matrix: Water

Date Received: 07/20/23 09:45

Prep Type	Batch Type	Batch Method	Run	Dilution Factor	Batch Number	Analyst	Lab	Prepared or Analyzed
Total/NA	Prep	7470A			789960	DW	EET SAV	07/25/23 12:39
Total/NA	Analysis	7470A		1	790193	BJB	EET SAV	07/26/23 10:46

Client Sample ID: AF68729

Lab Sample ID: 680-237959-18

Date Collected: 07/13/23 11:24

Matrix: Water

Date Received: 07/20/23 09:45

Prep Type	Batch Type	Batch Method	Run	Dilution Factor	Batch Number	Analyst	Lab	Prepared or Analyzed
Total/NA	Prep	7470A			789960	DW	EET SAV	07/25/23 12:39
Total/NA	Analysis	7470A		1	790193	BJB	EET SAV	07/26/23 10:48

Eurofins Savannah

Lab Chronicle

Client: South Carolina Public Service Authority
Project/Site: 125915/JM02-08-G01.1/36500

Job ID: 680-237959-1

Client Sample ID: AF68728

Lab Sample ID: 680-237959-19

Date Collected: 07/13/23 13:32

Matrix: Water

Date Received: 07/20/23 09:45

Prep Type	Batch Type	Batch Method	Run	Dilution Factor	Batch Number	Analyst	Lab	Prepared or Analyzed
Total/NA	Prep	7470A			789960	DW	EET SAV	07/25/23 12:39
Total/NA	Analysis	7470A		1	790193	BJB	EET SAV	07/26/23 10:49

Client Sample ID: AF68751

Lab Sample ID: 680-237959-20

Date Collected: 07/10/23 10:00

Matrix: Water

Date Received: 07/20/23 09:45

Prep Type	Batch Type	Batch Method	Run	Dilution Factor	Batch Number	Analyst	Lab	Prepared or Analyzed
Total/NA	Prep	7470A			789960	DW	EET SAV	07/25/23 12:39
Total/NA	Analysis	7470A		1	790193	BJB	EET SAV	07/26/23 10:51

Client Sample ID: AF68750

Lab Sample ID: 680-237959-21

Date Collected: 07/10/23 11:18

Matrix: Water

Date Received: 07/20/23 09:45

Prep Type	Batch Type	Batch Method	Run	Dilution Factor	Batch Number	Analyst	Lab	Prepared or Analyzed
Total/NA	Prep	7470A			789960	DW	EET SAV	07/25/23 12:39
Total/NA	Analysis	7470A		1	790193	BJB	EET SAV	07/26/23 10:52

Client Sample ID: AF68755

Lab Sample ID: 680-237959-22

Date Collected: 07/10/23 12:59

Matrix: Water

Date Received: 07/20/23 09:45

Prep Type	Batch Type	Batch Method	Run	Dilution Factor	Batch Number	Analyst	Lab	Prepared or Analyzed
Total/NA	Prep	7470A			789960	DW	EET SAV	07/25/23 12:39
Total/NA	Analysis	7470A		1	790193	BJB	EET SAV	07/26/23 10:54

Client Sample ID: AF68733

Lab Sample ID: 680-237959-23

Date Collected: 07/10/23 14:10

Matrix: Water

Date Received: 07/20/23 09:45

Prep Type	Batch Type	Batch Method	Run	Dilution Factor	Batch Number	Analyst	Lab	Prepared or Analyzed
Total/NA	Prep	7470A			789960	DW	EET SAV	07/25/23 12:39
Total/NA	Analysis	7470A		1	790193	BJB	EET SAV	07/26/23 10:55

Client Sample ID: AF68734

Lab Sample ID: 680-237959-24

Date Collected: 07/10/23 14:15

Matrix: Water

Date Received: 07/20/23 09:45

Prep Type	Batch Type	Batch Method	Run	Dilution Factor	Batch Number	Analyst	Lab	Prepared or Analyzed
Total/NA	Prep	7470A			789960	DW	EET SAV	07/25/23 12:39
Total/NA	Analysis	7470A		1	790193	BJB	EET SAV	07/26/23 10:57

Lab Chronicle

Client: South Carolina Public Service Authority
Project/Site: 125915/JM02-08-G01.1/36500

Job ID: 680-237959-1

Client Sample ID: AF68757

Lab Sample ID: 680-237959-25

Date Collected: 07/11/23 09:51

Matrix: Water

Date Received: 07/20/23 09:45

Prep Type	Batch Type	Batch Method	Run	Dilution Factor	Batch Number	Analyst	Lab	Prepared or Analyzed
Total/NA	Prep	7470A			789960	DW	EET SAV	07/25/23 12:39
Total/NA	Analysis	7470A		1	790193	BJB	EET SAV	07/26/23 11:02

Client Sample ID: AF68749

Lab Sample ID: 680-237959-26

Date Collected: 07/11/23 10:52

Matrix: Water

Date Received: 07/20/23 09:45

Prep Type	Batch Type	Batch Method	Run	Dilution Factor	Batch Number	Analyst	Lab	Prepared or Analyzed
Total/NA	Prep	7470A			789960	DW	EET SAV	07/25/23 12:39
Total/NA	Analysis	7470A		1	790193	BJB	EET SAV	07/26/23 11:03

Laboratory References:

EET SAV = Eurofins Savannah, 5102 LaRoche Avenue, Savannah, GA 31404, TEL (912)354-7858

Matrix codes: GW-groundwater, DW-drinking water, SW-surface water, WW-waste water, BW-boiler water, L-limestone, O-oil, S-Soil, SL-solid, C-coal, G-gypsum, FA-flyash, BA-bottom ash, M-misc (describe in comment section)
 Preservative code- 1<4°C 2-HNO₃ 3-H₂SO₄ 4-HCl 5=Na₂S₂O₃ 6-Other (Specify)


1 2 3 4 5 6 7 8 9 10 11 12 13 14

<input type="checkbox"/> Cr <input type="checkbox"/> Co <input type="checkbox"/> Cd <input type="checkbox"/> Ca <input type="checkbox"/> Be <input type="checkbox"/> Ba <input type="checkbox"/> B <input type="checkbox"/> As <input type="checkbox"/> Al <input type="checkbox"/> Ag	<input type="checkbox"/> Cu <input type="checkbox"/> Fe <input type="checkbox"/> Se <input type="checkbox"/> Sb <input type="checkbox"/> Sn <input type="checkbox"/> K <input type="checkbox"/> Li <input type="checkbox"/> Sr <input type="checkbox"/> Ti <input type="checkbox"/> Mn <input type="checkbox"/> Mo <input type="checkbox"/> V <input type="checkbox"/> Zn <input type="checkbox"/> Ni <input type="checkbox"/> Hg <input type="checkbox"/> Pb <input type="checkbox"/> Cr-VI
<input type="checkbox"/> TOC <input type="checkbox"/> DOC <input type="checkbox"/> THM/HAA <input type="checkbox"/> VOC <input type="checkbox"/> E. Coli <input type="checkbox"/> Total Coliform <input type="checkbox"/> pH <input type="checkbox"/> Dissolved As <input type="checkbox"/> Rad 226 <input type="checkbox"/> Rad 228 <input type="checkbox"/> PCB	<input type="checkbox"/> SO ₄ <input type="checkbox"/> NO ₃ <input type="checkbox"/> Br <input type="checkbox"/> NO ₂ <input type="checkbox"/> Cl <input type="checkbox"/> NH ₃ -N <input type="checkbox"/> TP/TP04 <input type="checkbox"/> DOC <input type="checkbox"/> THM/HAA <input type="checkbox"/> VOC <input type="checkbox"/> E. Coli <input type="checkbox"/> Total Coliform <input type="checkbox"/> pH <input type="checkbox"/> Dissolved As <input type="checkbox"/> Rad 226 <input type="checkbox"/> Rad 228 <input type="checkbox"/> PCB
<input type="checkbox"/> Wallboard <input type="checkbox"/> Gypsum <input type="checkbox"/> Total Metals <input type="checkbox"/> Soluble Metals <input type="checkbox"/> Purity (CAS#) <input type="checkbox"/> % Moisture <input type="checkbox"/> Sulfites <input type="checkbox"/> pH <input type="checkbox"/> Chlorides <input type="checkbox"/> Particle Size <input type="checkbox"/> Sulfur	<input type="checkbox"/> Ultimate <input type="checkbox"/> % Moisture <input type="checkbox"/> Ash <input type="checkbox"/> Sulfur <input type="checkbox"/> BTUS <input type="checkbox"/> Volatile Matter <input type="checkbox"/> CHN <input type="checkbox"/> XRF Scan <input type="checkbox"/> HGI <input type="checkbox"/> Fineness <input type="checkbox"/> Particulate Matter
<input type="checkbox"/> Flyash <input type="checkbox"/> Ammonia <input type="checkbox"/> LOI <input type="checkbox"/> % Carbon <input type="checkbox"/> Mineral <input type="checkbox"/> Analysis <input type="checkbox"/> Sieve <input type="checkbox"/> % Moisture <input type="checkbox"/> NPDES <input type="checkbox"/> Oil & Grease <input type="checkbox"/> AS <input type="checkbox"/> TSS	<input type="checkbox"/> Oil <input type="checkbox"/> Trace Oil <input type="checkbox"/> Moisture <input type="checkbox"/> Acidly <input type="checkbox"/> Tensile Strength <input type="checkbox"/> HT <input type="checkbox"/> Dissolved Cases <input type="checkbox"/> Used Oil <input type="checkbox"/> Flashpoint <input type="checkbox"/> Metals in oil <input type="checkbox"/> AS (CLC/NM) <input type="checkbox"/> Hg <input type="checkbox"/> COFIN

Retrieved by: _____	Date: _____	Time: _____	Employee # _____
Retrieved by: _____	Date: _____	Time: _____	Employee # _____
Retrieved by: _____	Date: _____	Time: _____	Employee # _____
Retrieved by: _____	Date: _____	Time: _____	Employee # _____

Sample Receiving (Internal Use Only):
 TEMP (°C): _____ Initial: _____
 Correct pH: Yes No
 Preservative Lot#: _____
 Date/Time/Unit for preservative: 21.6/21.7

Labworks ID #	Sample Location/Description	Collection Date	Collection Time	Sample Collector	Total # of containers	Bottle Type: (Glass-g/Plastic-P)	Grab (G) or Composite (C)	Matrix(see below)	Preservative (see below)	Method #	Reporting limit	Misc. sample info	Any other notes
AF 68738	WAF-21	7/12/23	1228	WDX ML	1	P	G	G	2	7470	RL-0.2 ug/L	X	Hg
AF 68732	WAF-16		1432										
AF 68740	WAF-23		1101										
AF 68743	WAF-26		1323										
AF 68744	WAF-26 DUP		1328										
AF 68745	WAF-27	7/11/23	1521										
AF 68741	WAF-24		1251										
AF 68725	WAF-13	7/18/23	1149										
AF 68742	WAF-25	7/18/23	1453										



Contract Lab Due Date (Lab Only): 7/31/23
 Send report to lwvillia@santecooper.com & sbrown@santecooper.com

Customer Email/Report Recipient: lwvillia@santecooper.com
 Date Results Needed by: _____
 Project/Task/Unit #: 125915 / JM02.09.G01.1 / 36500
 Rerun request for any flagged QC: Yes () No (X)
 Analysis Group: _____

Chain of Custody

Santee Cooper
 One Riverwood Drive
 Moncks Corner, SC 29461
 Phone: (843)761-8000 Ext. 5148
 Fax: (843)761-4175

Matrix codes: GW-groundwater, DW-drinking water, SW-surface water, WW-waste water, BW-boiler water, L-limestone, O-oil, S-soil, SL-solid, C-coal, G-gypsum, FA-flyash, BA-bottom ash, M-misc (describe in comment section)
 Preservative code- 1=<4°C 2=HNO₃ 3=H₂SO₄ 4=HCl 5=Na₂S₂O₃ 6-Other (Specify)

1 2 3 4 5 6 7 8 9 10 11 12 13 14

<input type="checkbox"/> Cr <input type="checkbox"/> Co <input type="checkbox"/> Cd <input type="checkbox"/> Ca <input type="checkbox"/> Ba <input type="checkbox"/> B <input type="checkbox"/> As <input type="checkbox"/> Al <input type="checkbox"/> Ag	<input type="checkbox"/> Pb <input type="checkbox"/> Ni <input type="checkbox"/> Na <input type="checkbox"/> Mo <input type="checkbox"/> Mn <input type="checkbox"/> Mg <input type="checkbox"/> Li <input type="checkbox"/> K <input type="checkbox"/> Fe <input type="checkbox"/> Cu	<input type="checkbox"/> CrVI <input type="checkbox"/> Hg <input type="checkbox"/> Zn <input type="checkbox"/> V <input type="checkbox"/> Ti <input type="checkbox"/> Ti <input type="checkbox"/> Sr <input type="checkbox"/> Sn <input type="checkbox"/> Se <input type="checkbox"/> Sb	Nutrients <input type="checkbox"/> TOC <input type="checkbox"/> DOC <input type="checkbox"/> TP/TP04 <input type="checkbox"/> NH ₃ -N <input type="checkbox"/> F <input type="checkbox"/> Oil & Grease <input type="checkbox"/> VOC <input type="checkbox"/> THM/HAA <input type="checkbox"/> Naphthalene <input type="checkbox"/> BTEX	MISC. <input type="checkbox"/> Wallboard <input type="checkbox"/> Gypsum (all below) <input type="checkbox"/> Total metals <input type="checkbox"/> Soluble metals <input type="checkbox"/> Purity (C:SSO ₄) <input type="checkbox"/> Sublimates <input type="checkbox"/> pH <input type="checkbox"/> Chlorides <input type="checkbox"/> Particle Size <input type="checkbox"/> Sulfur	Coal <input type="checkbox"/> Ultimate <input type="checkbox"/> % Moisture <input type="checkbox"/> Ash <input type="checkbox"/> Sulfur <input type="checkbox"/> Volatile Matter <input type="checkbox"/> CHN <input type="checkbox"/> Other Tests: <input type="checkbox"/> XRF Scan <input type="checkbox"/> HGI <input type="checkbox"/> Fineness <input type="checkbox"/> Particulate Matter	Flyash <input type="checkbox"/> Ammonia <input type="checkbox"/> LOI <input type="checkbox"/> % Carbon <input type="checkbox"/> Mineral <input type="checkbox"/> Analysis <input type="checkbox"/> Sieve <input type="checkbox"/> NPDES <input type="checkbox"/> Oil & Grease <input type="checkbox"/> TSS	Oil <input type="checkbox"/> Trans, On Seal <input type="checkbox"/> Volatile <input type="checkbox"/> Acetyl <input type="checkbox"/> Sulfur <input type="checkbox"/> FT <input type="checkbox"/> Dissolved <input type="checkbox"/> Used Oil <input type="checkbox"/> Flashpoint <input type="checkbox"/> Metals in oil <input type="checkbox"/> (As, Cd, Cr, Ni, Pb) <input type="checkbox"/> Hg <input type="checkbox"/> TX <input type="checkbox"/> GOTTN
--	---	---	---	---	--	--	--

Relinquished by:	Employee#	Date	Time	Received by:	Employee#	Date	Time
Relinquished by:	Employee#	Date	Time	Received by:	Employee#	Date	Time
Relinquished by:	Employee#	Date	Time	Received by:	Employee#	Date	Time
Relinquished by:	Employee#	Date	Time	Received by:	Employee#	Date	Time

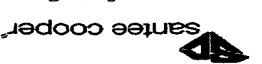
Sample Receiving (Internal Use Only): TEMP (°C): _____ Initial: _____
 Correct pH: Yes No
 Preservative Lot#: _____ Date/Time/Init for preservative: 21-6/21-7

Labwork ID # (Internal use only)	Sample Location/Description	Collection Date	Collection Time	Sample collector	Total # of containers	Bottle type: (Glass-G/Plastic-P)	Grab (G) or Composite (C)	Matrix(see below)	Preservative (see below)	Method #	Reporting limit	Misc. sample info	Any other notes	Comments
AF68728	WAF-14A													
AF68729	WAF-14B													
AF68730	WAF-14C													
AF68725	WAF-14 DUP													
AF68726	WAF-14	7/13/23	1416											
AF68746	WAF-28		1424											
AF68724	WAF-12 DUP		1305											
AF68723	WAF-12		1300											
AF68731	WAF-15		1115											
AF68747	WAF-29	7/17/23	1008	WAK ML	1	P	G	GW	2		7470	RL=0.2 ug/L		x

Customer Email/Report Recipient: LCWILLIA @santeecooper.com
 Date Results Needed by: _____
 Project/Task/Unit #: 125915 / JM02-09-G01-1 / 36500
 Rerun request for any flagged QC: Yes No
 Analysis Group: _____

Contract Lab Info: TR-SAV Contract Lab Due Date (Lab Only): 7 / 31 / 23
 Send report to lcwillia@santeecooper.com & slbrown@santeecooper.com
 Santee Cooper One Riverwood Drive One Riverwood Drive SC 29461 Phone: (843)761-8000 Ext. 5148 Fax: (843)761-4175

Chain of Custody



Matrix codes: GW-groundwater, DW-drinking water, SW-surface water, WW-waste water, BW-boiler water, L-limestone, OIL-oil, S-Soil, SL-solid, C-coal, G-gypsum, FA-flyash, BA-bottom ash, M-misc (describe in comment section) Preservative code- 1<4°C, 2-HNO₃, 3-H₂SO₄, 4-HCl, 5-Na₂S₂O₃, 6-Other (Specify)

1 2 3 4 5 6 7 8 9 10 11 12 13 14

<input type="checkbox"/> Cr <input type="checkbox"/> Co <input type="checkbox"/> Cd <input type="checkbox"/> Ca <input type="checkbox"/> Be <input type="checkbox"/> Ba <input type="checkbox"/> B <input type="checkbox"/> As <input type="checkbox"/> Al <input type="checkbox"/> Ag	<input type="checkbox"/> Pb <input type="checkbox"/> Ni <input type="checkbox"/> Na <input type="checkbox"/> Mo <input type="checkbox"/> Mn <input type="checkbox"/> Mg <input type="checkbox"/> Li <input type="checkbox"/> K <input type="checkbox"/> Fe <input type="checkbox"/> Cu <input type="checkbox"/> Sb	<input type="checkbox"/> Hg <input type="checkbox"/> Zn <input type="checkbox"/> V <input type="checkbox"/> Ti <input type="checkbox"/> Tl <input type="checkbox"/> Sr <input type="checkbox"/> Sn <input type="checkbox"/> Se <input type="checkbox"/> S <input type="checkbox"/> Sb	<input type="checkbox"/> CrVI <input type="checkbox"/> Pb <input type="checkbox"/> Ni <input type="checkbox"/> Zn <input type="checkbox"/> V <input type="checkbox"/> Ti <input type="checkbox"/> Sr <input type="checkbox"/> Sn <input type="checkbox"/> Se <input type="checkbox"/> S <input type="checkbox"/> Sb	<input type="checkbox"/> TOC <input type="checkbox"/> DOC <input type="checkbox"/> THM/HAA <input type="checkbox"/> TP/PO4 <input type="checkbox"/> NH3-N <input type="checkbox"/> F <input type="checkbox"/> E. Coli <input type="checkbox"/> Oil & Grease <input type="checkbox"/> VOC <input type="checkbox"/> Naphthalene <input type="checkbox"/> BTEX	<input type="checkbox"/> Wallboard <input type="checkbox"/> Gypsum (below) <input type="checkbox"/> Total metals <input type="checkbox"/> Soluble Metals <input type="checkbox"/> Fatty (CAS04) <input type="checkbox"/> % Moisture <input type="checkbox"/> Sulfur <input type="checkbox"/> pH <input type="checkbox"/> Chlorides <input type="checkbox"/> Particle Size <input type="checkbox"/> Sulfur	<input type="checkbox"/> Ultimate <input type="checkbox"/> % Moisture <input type="checkbox"/> Ash <input type="checkbox"/> Sulfur <input type="checkbox"/> BTUS <input type="checkbox"/> Volatile Matter <input type="checkbox"/> CHN <input type="checkbox"/> XRF Scan <input type="checkbox"/> HGI <input type="checkbox"/> Fineness <input type="checkbox"/> Particulate Matter	<input type="checkbox"/> Flyash <input type="checkbox"/> Ammonia <input type="checkbox"/> LCI <input type="checkbox"/> % Carbon <input type="checkbox"/> Mineral <input type="checkbox"/> Analysis <input type="checkbox"/> Sieve <input type="checkbox"/> % Moisture <input type="checkbox"/> NPDES <input type="checkbox"/> Oil & Grease <input type="checkbox"/> AS <input type="checkbox"/> TSS	<input type="checkbox"/> Oil <input type="checkbox"/> Frame Oil Seal <input type="checkbox"/> Lubricant <input type="checkbox"/> Color <input type="checkbox"/> Acidity <input type="checkbox"/> Measure Strength <input type="checkbox"/> FT <input type="checkbox"/> Dissolved Gases <input type="checkbox"/> Used Oil <input type="checkbox"/> Metals in oil <input type="checkbox"/> Flashpoint <input type="checkbox"/> (A), (C), (M), (P) <input type="checkbox"/> HD <input type="checkbox"/> TX <input type="checkbox"/> COVER
---	--	--	---	---	---	---	--	--

Reinforced by:	Employee#	Date	Time	Received by:	Employee#	Date	Time
Aggurun	35594	7/19/23	1300	[Signature]			

Labworks ID #	Sample Location/Description	Collection Date	Collection Time	Sample Collector	Total # of containers	Bottle type: (Glass/G/Plastic/P)	Grab (G) or Composite (C)	Matrix(see below)	Preservative (see below)	Method #	Reporting limit	Misc. sample info	Any other notes	Comments
AF 68751	WLF-A1-2	7/10/23	1000	WJK	1	P	G	Gw	2		7470 RL= 0.2 ug/L			X
AF 68750	WLF-A1-2		1118											
AF 68755	WLF-A1-5		1259											
AF 68733	WAF-17		1410											
AF 68734	WAF-17 Dup		1415											
AF 68757	WLF-A2-2	7/11/23	6951											
AF 68749	WBW-A1-1		1052											

Contract Lab Due Date (Lab Only) 7/31/23 Send report to lwwillia@santecooper.com & slbrown@santecooper.com

Customer Email/Report Recipient: lwwillia@santecooper.com

Date Results Needed by: 7/31/23

Project/Task/Unit #: 125915 / TM02-08-G01.1 / 36500

Rerun request for any flagged QC: (Yes) No

Analysis Group

125915 / TM02-08-G01.1 / 36500

Phone: (843) 761-8000 Ext. 5148
 One Riverwood Drive
 Santee Cooper
 Moncks Corner, SC 29461
 Fax: (843) 761-4175

Chain of Custody

santee cooper

Login Sample Receipt Checklist

Client: South Carolina Public Service Authority

Job Number: 680-237959-1

Login Number: 237959

List Source: Eurofins Savannah

List Number: 1

Creator: Johnson, Corey M

Question	Answer	Comment
Radioactivity wasn't checked or is </= background as measured by a survey meter.	N/A	
The cooler's custody seal, if present, is intact.	True	
Sample custody seals, if present, are intact.	True	
The cooler or samples do not appear to have been compromised or tampered with.	True	
Samples were received on ice.	True	
Cooler Temperature is acceptable.	True	
Cooler Temperature is recorded.	True	
COC is present.	True	
COC is filled out in ink and legible.	True	
COC is filled out with all pertinent information.	True	
Is the Field Sampler's name present on COC?	True	
There are no discrepancies between the containers received and the COC.	True	
Samples are received within Holding Time (excluding tests with immediate HTs)	True	
Sample containers have legible labels.	True	
Containers are not broken or leaking.	True	
Sample collection date/times are provided.	True	
Appropriate sample containers are used.	True	
Sample bottles are completely filled.	True	
Sample Preservation Verified.	N/A	
There is sufficient vol. for all requested analyses, incl. any requested MS/MSDs	True	
Containers requiring zero headspace have no headspace or bubble is <6mm (1/4").	N/A	
Multiphasic samples are not present.	True	
Samples do not require splitting or compositing.	True	
Residual Chlorine Checked.	N/A	

Accreditation/Certification Summary

Client: South Carolina Public Service Authority
Project/Site: 125915/JM02-08-G01.1/36500

Job ID: 680-237959-1

Laboratory: Eurofins Savannah

The accreditations/certifications listed below are applicable to this report.

Authority	Program	Identification Number	Expiration Date
South Carolina	State	98001	06-30-23 *

- 1
- 2
- 3
- 4
- 5
- 6
- 7
- 8
- 9
- 10
- 11
- 12
- 13
- 14

* Accreditation/Certification renewal pending - accreditation/certification considered valid.

Field Data Sheets

(Note: the color coding is to assist field personnel in determining when the well has stabilized enough to begin sample collection.)

**Winyah Generating Station
CCR Groundwater Monitoring Wells**

Well ID	TOC Elevation (feet)	GW Depth (feet)	Screen Intervals (ft, bgs)	Sample Date	Sample Time	Total Well Depth
WAP - 1	29.44	6.36	4- 24	2/14/2023	1233	25.17

Drawdown: 6.44 depth to GW (ft)

Ferric Iron: 2.83 mg/L

Ferrous Iron: 2.71 mg/L

Time	Temp round 1 (celcius)	pH round 1 (units)	Eh ORP (mV)	Spec Cond round 1 (uS/cm)	Turbidity (NTU)	Dissolved Oxygen (ppm)
1159	24.37	4.31	114	173	0	3.36
1204	20.78	4.08	108	153	0	1.2
1209	20.97	4.17	94	146	0	1.08
1214	20.99	4.23	84	143	0	0.88
1219	21.08	4.23	79	141	0	0.83
1224	21.14	4.31	71	139	0	0.81
1227	21.06	4.41	64	138	0	0.78
1230	20.95	4.38	64	137	0	0.75
1233	21.01	4.43	60	136	0	0.72

Comments/Conditions:

Samples were collected by Zach McHenry and Marvin Lewis

**Winyah Generating Station
CCR Groundwater Monitoring Wells**

Well ID	TOC Elevation (feet)	GW Depth (feet)	Screen Intervals (ft, bgs)	Sample Date	Sample Time	Total Well Depth
WBW - 1	31.97	9.04	7- 17	2/14/2023	1351	19.81

Drawdown: 9.09 depth to GW (ft)

Ferric Iron: 0.63 mg/L

Ferrous Iron: 0.09 mg/L

Time	Temp round 1 (celcius)	pH round 1 (units)	Eh ORP (mV)	Spec Cond round 1 (uS/cm)	Turbidity (NTU)	Dissolved Oxygen (ppm)
1314	22	4.46	111	56	37.2	4.97
1319	20.8	4.08	138	57	26.6	3.91
1324	20.45	3.96	151	57	28.3	3.78
1329	20.45	3.96	155	57	32.1	3.61
1334	20.35	3.97	161	56	25.2	3.39
1339	20.31	3.95	167	57	13.6	3.4
1342	20.26	3.96	170	57	15.8	3.4
1345	20.23	3.95	173	56	13.1	3.46
1348	20.16	3.96	176	56	14.2	3.42
1351	20.07	3.92	181	56	16.5	3.48

Comments/Conditions:

Samples were collected by Zach McHenry and Marvin Lewis

**Winyah Generating Station
CCR Groundwater Monitoring Wells**

Well ID	TOC Elevation (feet)	GW Depth (feet)	Screen Intervals (ft, bgs)	Sample Date	Sample Time	Total Well Depth
WAP - 9	28.04	9.95	9- 19	2/27/2023	1247	22.24

Drawdown: 9.99 depth to GW (ft)

Ferric Iron: +++ mg/L

Ferrous Iron: +++ mg/L

Time	Temp round 1 (celcius)	pH round 1 (units)	Eh ORP (mV)	Spec Cond round 1 (uS/cm)	Turbidity (NTU)	Dissolved Oxygen (ppm)
1222	22.26	6.47	-5	1330	19.2	1.61
1227	22.24	6.33	-4	1320	16.7	1.15
1232	22.37	6.34	-11	1310	13.4	0.96
1237	22.57	6.33	-18	1310	10.4	0.9
1242	22.83	6.3	-20	1310	9.5	0.84
1247	23.08	6.34	-27	1310	9.7	0.78

Comments/Conditions:

Samples were collected by Zach McHenry and Marvin Lewis

**Winyah Generating Station
CCR Groundwater Monitoring Wells**

Well ID	TOC Elevation (feet)	GW Depth (feet)	Screen Intervals (ft, bgs)	Sample Date	Sample Time	Total Well Depth
WAP - 17	26.88	6.88	9- 19	3/8/2023	1009	21.86

Drawdown: 6.93 depth to GW (ft)

Ferric Iron: 1.53 mg/L

Ferrous Iron: 1.49 mg/L

Time	Temp round 1 (celcius)	pH round 1 (units)	Eh ORP (mV)	Spec Cond round 1 (uS/cm)	Turbidity (NTU)	Dissolved Oxygen (ppm)
938	20.85	6.13	4	1790	27.1	1.81
943	20.83	6.25	-55	1800	26.6	1.09
948	20.9	6.27	-63	1790	24	0.89
953	20.94	6.33	-71	1790	16.1	0.83
958	21.06	6.33	-74	1790	18.6	0.8
1003	21.2	6.34	-78	1790	16.5	0.75
1006	21.32	6.34	-80	1790	7.7	0.75
1009	21.45	6.34	-80	1790	6.7	0.78

Comments/Conditions:

DUP @

1014

Samples were collected by Zach McHenry and Marvin Lewis

Winyah Generating Station CCR Groundwater Monitoring Wells

Well ID	TOC Elevation (feet)	GW Depth (feet)	Screen Intervals (ft, bgs)	Sample Date	Sample Time	Total Well Depth
WAP - 18	31.04	10.72	7.5-17.5	3/9/2023	1207	21.25

Drawdown: 10.95 depth to GW (ft)

Ferric Iron: 0.79 mg/L

Ferrous Iron: 0.53 mg/L

Time	Temp round 1 (celcius)	pH round 1 (units)	Eh ORP (mV)	Spec Cond round 1 (uS/cm)	Turbidity (NTU)	Dissolved Oxygen (ppm)
1147	23.19	5.48	182	646	65.1	1.63
1152	22.37	5.45	186	650	22.5	1.27
1157	22.31	5.46	178	640	29.5	1.2
1202	22.74	5.47	175	636	15.5	1.09
1207	22.79	5.47	172	637	1.8	1.02

Comments/Conditions:

Samples were collected by Zach McHenry and Marvin Lewis

**Winyah Generating Station
CCR Groundwater Monitoring Wells**

Well ID	TOC Elevation (feet)	GW Depth (feet)	Screen Intervals (ft, bgs)	Sample Date	Sample Time	Total Well Depth
WAP - 19	43.39	23.7	14-24	3/7/2023	1451	26.9

Drawdown: 24.06 depth to GW (ft)

Ferric Iron: +++ mg/L

Ferrous Iron: +++ mg/L

Time	Temp round 1 (celcius)	pH round 1 (units)	Eh ORP (mV)	Spec Cond round 1 (uS/cm)	Turbidity (NTU)	Dissolved Oxygen (ppm)
1411	30.96	6.25	13	1740	0	1.44
1416	29.65	6.25	-15	1850	800	0.88
1421	29.27	6.26	-18	1860	800	0.83
1426	28.79	6.25	-15	2200	559	0.9
1431	28.65	6.27	-25	2250	505	0.85
1436	28.67	6.33	-33	2260	461	0.74
1439	28.7	6.38	-39	2260	409	0.77
1442	28.7	6.44	-43	2270	405	0.78
1445	28.71	6.48	-50	2270	391	0.73
1448	28.72	6.49	-54	2270	374	0.7
1451	28.73	6.49	-54	2270	358	0.72

Comments/Conditions:

Samples were collected by Zach McHenry and Marvin Lewis

Winyah Generating Station CCR Groundwater Monitoring Wells

Well ID	TOC Elevation (feet)	GW Depth (feet)	Screen Intervals (ft, bgs)	Sample Date	Sample Time	Total Well Depth
WAP - 22	30.48	10.18	23.5-33.5	3/9/2023	1319	38.95

Drawdown: 10.34 depth to GW (ft)

Ferric Iron: +++ mg/L

Ferrous Iron: +++ mg/L

Time	Temp round 1 (celcius)	pH round 1 (units)	Eh ORP (mV)	Spec Cond round 1 (uS/cm)	Turbidity (NTU)	Dissolved Oxygen (ppm)
1251	24.21	6.62	-38	1540	69.3	2.6
1256	22.93	6.69	-65	1590	64.1	1.15
1301	22.98	6.65	-65	1580	179	0.93
1306	22.92	6.65	-65	1580	242	0.84
1311	23.06	6.65	-69	1590	168	0.84
1316	23.15	6.65	-73	1590	146	0.83
1319	23.21	6.66	-74	1590	131	0.79

Comments/Conditions:

Samples were collected by Zach McHenry and Marvin Lewis

**Winyah Generating Station
CCR Groundwater Monitoring Wells**

Well ID	TOC Elevation (feet)	GW Depth (feet)	Screen Intervals (ft, bgs)	Sample Date	Sample Time	Total Well Depth
WAP - 10	26.11	5.66	4-24	2/27/2023	957	27.97

Drawdown: 5.94 depth to GW (ft)

Ferric Iron: +++ mg/L

Ferrous Iron: +++ mg/L

Time	Temp round 1 (celcius)	pH round 1 (units)	Eh ORP (mV)	Spec Cond round 1 (uS/cm)	Turbidity (NTU)	Dissolved Oxygen (ppm)
923	20.41	6.4	68	4230	79.5	2.85
928	19.93	6.51	5	4350	72.1	1.16
933	19.86	6.46	-13	4290	42.2	0.98
938	19.94	6.42	-23	4280	34	1.07
943	20.13	6.4	-29	4280	27.9	0.83
948	20.14	6.41	-32	4280	26.7	0.85
951	20.24	6.41	-35	4270	19.5	0.8
954	20.2	6.42	-37	4270	20.5	0.78
957	20.23	6.43	-38	4260	19.3	0.77

Comments/Conditions:

DUP @

1002

Samples were collected by Zach McHenry and Marvin Lewis

**Winyah Generating Station
CCR Groundwater Monitoring Wells**

Well ID	TOC Elevation (feet)	GW Depth (feet)	Screen Intervals (ft, bgs)	Sample Date	Sample Time	Total Well Depth
WAP - 21	43.06	22.91	14- 24	3/1/2023	1441	27.06

Drawdown: 24.19 depth to GW (ft)

Ferric Iron: +++ mg/L

Ferrous Iron: +++ mg/L

Time	Temp round 1 (celcius)	pH round 1 (units)	Eh ORP (mV)	Spec Cond round 1 (uS/cm)	Turbidity (NTU)	Dissolved Oxygen (ppm)
1421	25.3	6.34	2	754	17.4	1.77
1426	24.12	6.15	6	753	16.6	0.93
1431	23.93	6.15	4	752	15.2	0.8
1436	23.76	6.15	2	753	15.3	0.74
1441	23.72	6.15	1	748	14.8	0.71

Comments/Conditions:

Samples were collected by Zach McHenry and Marvin Lewis

Winyah Generating Station CCR Groundwater Monitoring Wells

Well ID	TOC Elevation (feet)	GW Depth (feet)	Screen Intervals (ft, bgs)	Sample Date	Sample Time	Total Well Depth
WAP - 23	43.23	23.49	39-49	3/2/2023	952	52.58

Drawdown: 24.39 depth to GW (ft)

Ferric Iron: +++ mg/L

Ferrous Iron: +++ mg/L

Time	Temp round 1 (celcius)	pH round 1 (units)	Eh ORP (mV)	Spec Cond round 1 (uS/cm)	Turbidity (NTU)	Dissolved Oxygen (ppm)
921	22.33	6.76	155	1220	9.7	2.22
926	22.6	6.86	42	1250	8.3	1.49
931	23.18	6.69	-50	2370	8.4	0.99
936	23.44	6.71	-60	2670	8.7	0.92
941	23.71	6.7	-65	2780	9.4	0.89
946	23.86	6.68	-69	2810	9.6	0.8
949	23.8	6.7	-71	2810	9.5	0.77
952	23.74	6.69	-73	2790	9.7	0.76

Comments/Conditions:

Samples were collected by Zach McHenry and Marvin Lewis

**Winyah Generating Station
CCR Groundwater Monitoring Wells**

Well ID	TOC Elevation (feet)	GW Depth (feet)	Screen Intervals (ft, bgs)	Sample Date	Sample Time	Total Well Depth
WAP - 24	28.77	8.49	34-44	3/1/2023	1337	47.71

Drawdown: 9.46 depth to GW (ft)

Ferric Iron: 0.58 mg/L

Ferrous Iron: 0.67 mg/L

Time	Temp round 1 (celcius)	pH round 1 (units)	Eh ORP (mV)	Spec Cond round 1 (uS/cm)	Turbidity (NTU)	Dissolved Oxygen (ppm)
1300	27.92	7.07	54	589	8.1	3.05
1305	26	7.05	8	650	5.5	1.09
1310	25.67	6.91	-22	697	25.8	0.77
1315	25.42	6.73	-23	1050	31.1	0.73
1320	25.71	6.7	-24	1100	29.8	0.73
1325	25.57	6.69	-26	1180	23.1	0.74
1328	25.53	6.7	-28	1210	17.5	0.7
1331	25.47	6.71	-29	1220	12.2	0.71
1334	25.36	6.71	-30	1220	9.3	0.7
1337	25.29	6.72	-31	1220	7.3	0.7

Comments/Conditions:

Samples were collected by Zach McHenry and Marvin Lewis

**Winyah Generating Station
CCR Groundwater Monitoring Wells**

Well ID	TOC Elevation (feet)	GW Depth (feet)	Screen Intervals (ft, bgs)	Sample Date	Sample Time	Total Well Depth
WAP - 25	27.1	8.48	27-37	3/7/2023	1249	40.46

Drawdown: 8.57 depth to GW (ft)

Ferric Iron: 3 mg/L

Ferrous Iron: 2.56 mg/L

Time	Temp round 1 (celcius)	pH round 1 (units)	Eh ORP (mV)	Spec Cond round 1 (uS/cm)	Turbidity (NTU)	Dissolved Oxygen (ppm)
1218	26.14	7.05	63	338	13.4	3.19
1223	24.9	7.03	-116	346	3.8	1.95
1228	24.55	7.04	-138	348	12.8	1.22
1233	24.49	7.12	-147	348	21.5	0.92
1238	24.67	7.16	-149	349	18.1	0.84
1243	24.81	7.21	-152	349	11.8	0.82
1246	24.89	7.23	-154	350	8.1	0.79
1249	24.88	7.25	-155	349	7.2	0.75

Comments/Conditions:

Samples were collected by Zach McHenry and Marvin Lewis

**Winyah Generating Station
CCR Groundwater Monitoring Wells**

Well ID	TOC Elevation (feet)	GW Depth (feet)	Screen Intervals (ft, bgs)	Sample Date	Sample Time	Total Well Depth
WAP - 26	27.56	8.42	12'-22'	3/7/2023	1022	25.98

Drawdown: 8.63 depth to GW (ft)

Ferric Iron: 1.03 mg/L

Ferrous Iron: 0.87 mg/L

Time	Temp round 1 (celcius)	pH round 1 (units)	Eh ORP (mV)	Spec Cond round 1 (uS/cm)	Turbidity (NTU)	Dissolved Oxygen (ppm)
948	22.01	4.93	175	146	118	2.45
953	22.8	4.92	196	135	35.8	1.3
958	23.05	4.95	188	144	17.5	1.15
1003	23.19	4.93	180	149	6.7	1.05
1008	23.17	4.89	174	153	6.3	0.9
1013	23.36	4.87	169	155	3.1	0.88
1016	23.28	4.87	163	156	3.9	0.81
1019	23.22	4.87	156	158	3.1	0.81
1022	23.26	4.85	154	159	2.6	0.8

Comments/Conditions:

DUP @ 1027

Samples were collected by Zach McHenry and Marvin Lewis

Winyah Generating Station CCR Groundwater Monitoring Wells

Well ID	TOC Elevation (feet)	GW Depth (feet)	Screen Intervals (ft, bgs)	Sample Date	Sample Time	Total Well Depth
WAP - 27	43.18	23,16	17'-27'	3/2/2023	1056	30.22

Drawdown: 23.4 depth to GW (ft)

Ferric Iron: +++ mg/L

Ferrous Iron: +++ mg/L

Time	Temp round 1 (celcius)	pH round 1 (units)	Eh ORP (mV)	Spec Cond round 1 (uS/cm)	Turbidity (NTU)	Dissolved Oxygen (ppm)
1036	25.15	6.35	-72	1280	9.3	1.29
1041	25.2	6.21	-69	1220	8.3	0.89
1046	25.46	6.22	-72	1200	9.6	0.78
1051	25.86	6.28	-76	1180	9.1	0.75
1056	26.04	6.31	-79	1170	7.6	0.7

Comments/Conditions:

Samples were collected by Zach McHenry and Marvin Lewis

Winyah Generating Station CCR Groundwater Monitoring Wells

Well ID	TOC Elevation (feet)	GW Depth (feet)	Screen Intervals (ft, bgs)	Sample Date	Sample Time	Total Well Depth
WAP - 27	43.18	23.93	17'-27'	4/10/2023	1220	30.28

Drawdown: 24.26 depth to GW (ft)

Ferric Iron: +++ mg/L

Ferrous Iron: +++ mg/L

Time	Temp round 1 (celcius)	pH round 1 (units)	Eh ORP (mV)	Spec Cond round 1 (uS/cm)	Turbidity (NTU)	Dissolved Oxygen (ppm)
1155	22.06	6.25	-36	1210	0	0.84
1200	21.32	6.27	-50	1180	0	0.52
1205	21.39	6.27	-53	1150	0	0.42
1210	21.36	6.27	-54	1130	0	0.37
1215	21.42	6.26	-56	1120	0	0.35
1220	21.38	6.24	-55	1100	0	0.35

Comments/Conditions:

DUP @ 1225

Samples were collected by Zach McHenry and Brad McCray

**Winyah Generating Station
CCR Groundwater Monitoring Wells**

Well ID	TOC Elevation (feet)	GW Depth (feet)	Screen Intervals (ft, bgs)	Sample Date	Sample Time	Total Well Depth
WAP - 1	29.44	6.93	4- 24	6/27/2023	1126	25.12

Drawdown: 7.03 depth to GW (ft)

Ferric Iron: 2.05 mg/L

Ferrous Iron: 2.05 mg/L

Time	Temp round 1 (celcius)	pH round 1 (units)	Eh ORP (mV)	Spec Cond round 1 (uS/cm)	Turbidity (NTU)	Dissolved Oxygen (ppm)
1053	30.75	4.35	185	103	4.3	1.62
1058	30.14	4.34	118	106	0	0.97
1103	29.81	4.41	93	104	0	0.87
1108	29.84	4.43	81	105	0	0.82
1113	29.98	4.45	71	104	0	0.78
1118	30.07	4.47	65	104	0	0.74
1123	30.26	4.5	59	104	0	0.72
1126	30.4	4.51	56	103	0.1	0.7

Comments/Conditions:

Samples were collected by Justin Kirk and Marvin Lewis

**Winyah Generating Station
CCR Groundwater Monitoring Wells**

Well ID	TOC Elevation (feet)	GW Depth (feet)	Screen Intervals (ft, bgs)	Sample Date	Sample Time	Total Well Depth
WBW - 1	31.97	9.13	7- 17	6/27/2023	1015	19.8

Drawdown: 9.25 depth to GW (ft)

Ferric Iron: 0.1 mg/L

Ferrous Iron: 0.06 mg/L

Time	Temp round 1 (celcius)	pH round 1 (units)	Eh ORP (mV)	Spec Cond round 1 (uS/cm)	Turbidity (NTU)	Dissolved Oxygen (ppm)
939	22.69	4.05	231	73	19.1	6.24
944	23.27	3.98	273	74	17.3	5.36
949	23.85	3.96	289	76	3.2	4.84
954	24.45	3.96	301	76	0	4.51
959	24.95	3.96	308	75	0	4.3
1004	25.49	3.96	315	75	0	4.13
1009	25.99	3.93	324	73	0	3.89
1012	26.26	3.93	328	74	0	3.78
1015	26.51	3.94	331	73	0	3.76

Comments/Conditions:

Samples were collected by Justin Kirk and Marvin Lewis

**Winyah Generating Station
CCR Groundwater Monitoring Wells**

Well ID	TOC Elevation (feet)	GW Depth (feet)	Screen Intervals (ft, bgs)	Sample Date	Sample Time	Total Well Depth
WAP - 9	28.04	10.5	9- 19	6/29/2023	1048	22.24

Drawdown: 10.54 depth to GW (ft)

Ferric Iron: +++ mg/L

Ferrous Iron: +++ mg/L

Time	Temp round 1 (celcius)	pH round 1 (units)	Eh ORP (mV)	Spec Cond round 1 (uS/cm)	Turbidity (NTU)	Dissolved Oxygen (ppm)
1023	25.21	6.02	-71	1540	31.1	1.27
1028	25.09	6.05	-98	1550	12.9	0.93
1033	25.47	6.08	-118	1560	4.3	0.81
1038	25.87	6.08	-125	1560	0.9	0.78
1043	26.47	6.1	-131	1560	2.4	0.75
1048	26.52	6.11	-122	1590	3.8	0.74

Comments/Conditions:

Samples were collected by Justin Kirk and Marvin Lewis

**Winyah Generating Station
CCR Groundwater Monitoring Wells**

Well ID	TOC Elevation (feet)	GW Depth (feet)	Screen Intervals (ft, bgs)	Sample Date	Sample Time	Total Well Depth
WAP - 17	26.88	6.91	9- 19	7/10/2023	1410	21.85

Drawdown: 6.94 depth to GW (ft)

Ferric Iron: 1.36 mg/L

Ferrous Iron: mg/L

Time	Temp round 1 (celcius)	pH round 1 (units)	Eh ORP (mV)	Spec Cond round 1 (uS/cm)	Turbidity (NTU)	Dissolved Oxygen (ppm)
1337	27.18	6.36	-45	1510	0.2	1.2
1342	26.45	6.42	-72	1630	0	0.79
1347	26.01	6.39	-77	1650	2.5	0.79
1352	25.79	6.38	-87	1650	4.9	0.69
1357	25.57	6.38	-94	1650	5.4	0.67
1402	25.45	6.36	-100	1660	5.4	0.65
1407	25.41	6.34	-105	1660	5.7	0.65
1410	25.36	6.33	-108	1660	6.2	0.65

Comments/Conditions:

DUP @ 1415

Samples were collected by Justin Kirk and Marvin Lewis

**Winyah Generating Station
CCR Groundwater Monitoring Wells**

Well ID	TOC Elevation (feet)	GW Depth (feet)	Screen Intervals (ft, bgs)	Sample Date	Sample Time	Total Well Depth
WAP - 18	31.04	11.26	7.5-17.5	7/5/2023	935	21.23

Drawdown: 11.53 depth to GW (ft)

Ferric Iron: 0.91 mg/L

Ferrous Iron: 0.84 mg/L

Time	Temp round 1 (celcius)	pH round 1 (units)	Eh ORP (mV)	Spec Cond round 1 (uS/cm)	Turbidity (NTU)	Dissolved Oxygen (ppm)
920	21.36	5.14	157	713	17.3	3.16
925	22.06	5.21	158	682	20.5	1.49
930	22.61	5.26	155	674	8.4	1.57
935	23.04	5.28	151	685	2.6	1.46
940						
945						
950						

Comments/Conditions:

Samples were collected by Justin Kirk and Marvin Lewis

**Winyah Generating Station
CCR Groundwater Monitoring Wells**

Well ID	TOC Elevation (feet)	GW Depth (feet)	Screen Intervals (ft, bgs)	Sample Date	Sample Time	Total Well Depth
WAP - 19	43.39	23.31	14-24	7/6/2023	1121	26.87

Drawdown: 23.86 depth to GW (ft)

Ferric Iron: 2.46 mg/L

Ferrous Iron: 2.43 mg/L

Time	Temp round 1 (celcius)	pH round 1 (units)	Eh ORP (mV)	Spec Cond round 1 (uS/cm)	Turbidity (NTU)	Dissolved Oxygen (ppm)
1045	25.41	6.26	-9	2630	39.4	1.13
1050	25.89	6.38	-73	2900	17.9	0.95
1055	26.51	6.41	-97	3010	13.3	0.84
1100	27.25	6.43	-110	2990	7.2	0.76
1105	27.83	6.44	-119	2990	4.8	0.73
1110	28.22	6.46	-131	2950	5.1	0.68
1115	28.49	6.47	-140	2940	4.9	0.66
1118	28.55	6.47	-144	2940	4	0.65
1121	28.84	6.48	-147	2940	4.3	0.64

Comments/Conditions:

Samples were collected by Justin Kirk and Marvin Lewis

**Winyah Generating Station
CCR Groundwater Monitoring Wells**

Well ID	TOC Elevation (feet)	GW Depth (feet)	Screen Intervals (ft, bgs)	Sample Date	Sample Time	Total Well Depth
WAP - 22	30.48	10.53	23.5-33.5	7/5/2023	1044	38.94

Drawdown: 10.88 depth to GW (ft)

Ferric Iron: +++ mg/L

Ferrous Iron: +++ mg/L

Time	Temp round 1 (celcius)	pH round 1 (units)	Eh ORP (mV)	Spec Cond round 1 (uS/cm)	Turbidity (NTU)	Dissolved Oxygen (ppm)
1002	25.42	6.53	-33	1490	9.4	1.31
1007	25.49	6.67	-83	1470	11.9	0.95
1012	25.65	6.7	-95	1460	49.6	0.83
1017	25.86	6.73	-101	1450	29.9	0.79
1022	26.08	6.74	-104	1450	26.8	0.75
1027	26.29	6.75	-106	1440	22.8	0.73
1032	26.47	6.76	-106	1430	29.6	0.7
1035	26.57	6.76	-107	1430	25	0.69
1038	26.67	6.76	-108	1430	21.2	0.68
1041	26.78	6.77	-108	1430	23.1	0.67
1044	26.88	6.77	-108	1430	23.1	0.66

Comments/Conditions:

Samples were collected by Justin Kirk and Marvin Lewis

**Winyah Generating Station
CCR Groundwater Monitoring Wells**

Well ID	TOC Elevation (feet)	GW Depth (feet)	Screen Intervals (ft, bgs)	Sample Date	Sample Time	Total Well Depth
WAP - 10	26.11	6.39	4-24	6/29/2023	1140	26.94

Drawdown: 6.76 depth to GW (ft)

Ferric Iron: +++ mg/L

Ferrous Iron: +++ mg/L

Time	Temp round 1 (celcius)	pH round 1 (units)	Eh ORP (mV)	Spec Cond round 1 (uS/cm)	Turbidity (NTU)	Dissolved Oxygen (ppm)
1120	24.74	6.62	-71	4270	2	1.36
1125	24.18	6.64	-80	4350	3.4	0.98
1130	23.93	6.66	-82	4350	0.9	0.84
1135	23.98	6.67	-83	4340	1.2	0.8
1140	23.9	6.67	-85	4320	0.6	0.78

Comments/Conditions:

DUP @

1145

Samples were collected by Justin Kirk and Marvin Lewis

**Winyah Generating Station
CCR Groundwater Monitoring Wells**

Well ID	TOC Elevation (feet)	GW Depth (feet)	Screen Intervals (ft, bgs)	Sample Date	Sample Time	Total Well Depth
WAP - 21	43.06	24.63	14- 24	7/12/2023	1228	27.04

Drawdown: depth to GW (ft)

Ferric Iron: mg/L

Ferrous Iron: mg/L

Time	Temp round 1 (celcius)	pH round 1 (units)	Eh ORP (mV)	Spec Cond round 1 (uS/cm)	Turbidity (NTU)	Dissolved Oxygen (ppm)
1326	30.32	6.49	3	721	486	1.17
1331	29.25	6.36	-21	637	271	0.69
1336	28.9	6.34	-27	616	136	0.63
1341	28.96	6.32	-40	613	147	0.59
1346	28.97	6.3	-51	643	128	0.58
1351	29.12	6.35	-58	676	112	0.56
1356	29.49	6.37	-62	695	118	0.53
1359	29.99	6.35	-55	701	0	0.65

924	22.65	6.05	133	778	203	2.1
929	23.48	6.13	99	671	48.8	1.2
934	24.33	6.11	102	638	197	0.94
939	25.07	6.1	100	629	193	0.84
944	25.82	6.14	97	632	341	0.75
949	26.52	6.11	93	635	564	0.73
954	27.18	6.12	84	658	800	0.68

Comments/Conditions:

*** 7/11/23 well went dry before it stabilized. Waiting for the well to recover. Tried again 7/12/23 and well went dry again

* reading was 0 but it was > the reading limit of the horiba

Samples were collected by Justin Kirk and Marvin Lewis

**Winyah Generating Station
CCR Groundwater Monitoring Wells**

Well ID	TOC Elevation (feet)	GW Depth (feet)	Screen Intervals (ft, bgs)	Sample Date	Sample Time	Total Well Depth
WAP - 23	43.23	24.08	39-49	7/12/2023	1101	52.57

Drawdown: 25.69 depth to GW (ft)

Ferric Iron: +++ mg/L

Ferrous Iron: mg/L

Time	Temp round 1 (celcius)	pH round 1 (units)	Eh ORP (mV)	Spec Cond round 1 (uS/cm)	Turbidity (NTU)	Dissolved Oxygen (ppm)
1026	32.41	6.95	78	1020	99.2	3.39
1031	32.3	7.06	73	1090	53.9	2.96
1036	32.22	6.48	-52	2460	52.8	0.71
1041	32.36	6.54	-96	2530	51.3	0.54
1046	32.34	6.6	-106	2260	17.8	0.81
1051	32.32	6.6	-97	2320	11	0.66
1056	32.47	6.6	-109	2370	11.9	0.48
1059	32.63	6.62	-116	2330	17.6	0.47
1102	32.75	6.64	-122	2290	10.7	0.46
1105	33.03	6.66	-125	2250	12.7	0.45
1108	33.13	6.67	-129	2230	12.4	0.45
1101	33.38	6.69	-132	2180	12.2	0.44

Comments/Conditions:

Samples were collected by Justin Kirk and Marvin Lewis

**Winyah Generating Station
CCR Groundwater Monitoring Wells**

Well ID	TOC Elevation (feet)	GW Depth (feet)	Screen Intervals (ft, bgs)	Sample Date	Sample Time	Total Well Depth
WAP - 24	28.77	8.96	34-44	7/12/2023	1251	47.71

Drawdown: 11.24 depth to GW (ft)

Ferric Iron: 1.13 mg/L

Ferrous Iron: mg/L

Time	Temp round 1 (celcius)	pH round 1 (units)	Eh ORP (mV)	Spec Cond round 1 (uS/cm)	Turbidity (NTU)	Dissolved Oxygen (ppm)
1215	29.03	6.75	125	560	1.3	3.41
1220	28.24	6.13	112	608	0	2.14
1225	27.94	7.06	118	799	0	1.45
1230	27.36	6.79	39	1210	0.2	0.99
1235	28.04	6.78	12	1290	0	0.8
1240	28.38	6.78	-4	1360	0	0.61
1245	28.98	6.8	-20	1370	0	0.57
1248	29.13	6.8	-25	1370	0	0.56
1251	29.28	6.81	-30	1380	0	0.55

Comments/Conditions:

Samples were collected by Justin Kirk and Marvin Lewis

**Winyah Generating Station
CCR Groundwater Monitoring Wells**

Well ID	TOC Elevation (feet)	GW Depth (feet)	Screen Intervals (ft, bgs)	Sample Date	Sample Time	Total Well Depth
WAP - 25	27.1	9.01	27-37	7/18/2023	1453	40.41

Drawdown: 9.25 depth to GW (ft)

Ferric Iron: mg/L

Ferrous Iron: mg/L

Time	Temp round 1 (celcius)	pH round 1 (units)	Eh ORP (mV)	Spec Cond round 1 (uS/cm)	Turbidity (NTU)	Dissolved Oxygen (ppm)
1417	26.64	7.03	-92	411	0	2.34
1422	26.16	7.02	-132	399	0	1.95
1427	27.35	7.07	-136	383	5.1	1.8
1432	25.04	7.08	-140	381	8.5	1.91
1437	25.07	7.11	-142	379	11.7	1.68
1442	25.22	7.14	-142	377	7.8	1.64
1447	25.15	7.16	-143	377	1.9	1.44
1450	25.03	7.17	-142	377	0	1.5
1453	24.78	7.17	-142	377	0	1.36

Comments/Conditions:

Samples were collected by Justin Kirk and Marvin Lewis

**Winyah Generating Station
CCR Groundwater Monitoring Wells**

Well ID	TOC Elevation (feet)	GW Depth (feet)	Screen Intervals (ft, bgs)	Sample Date	Sample Time	Total Well Depth
WAP - 26	27.56	9.42	12'-22'	7/12/2023	1323	25.91

Drawdown: 9.7 depth to GW (ft)

Ferric Iron: 0.57 mg/L

Ferrous Iron: mg/L

Time	Temp round 1 (celcius)	pH round 1 (units)	Eh ORP (mV)	Spec Cond round 1 (uS/cm)	Turbidity (NTU)	Dissolved Oxygen (ppm)
1303	33.94	6.3	12	128	21.7	1.02
1308	32.16	5.17	96	134	11.8	0.65
1313	31.4	5.07	110	145	2.7	0.61
1318	30.97	5.05	114	148	3.5	0.58
1323	30.8	5.02	117	150	5.3	0.56

Comments/Conditions:

DUP @ 1328

Samples were collected by Justin Kirk and Marvin Lewis

**Winyah Generating Station
CCR Groundwater Monitoring Wells**

Well ID	TOC Elevation (feet)	GW Depth (feet)	Screen Intervals (ft, bgs)	Sample Date	Sample Time	Total Well Depth
WAP - 27	43.18	23.74	17'-27'	7/12/2023	1521	30.21

Drawdown: 24.28 depth to GW (ft)

Ferric Iron: +++ mg/L

Ferrous Iron: mg/L

Time	Temp round 1 (celcius)	pH round 1 (units)	Eh ORP (mV)	Spec Cond round 1 (uS/cm)	Turbidity (NTU)	Dissolved Oxygen (ppm)
1421	34.09	5.94	-23	1290	177	1.06
1426	33.54	5.95	-52	1230	170	0.55
1431	33.2	5.99	-43	1220	172	0.5
1436	32.81	6.05	-53	1230	164	1.31
1441	33.11	6.06	-29	1210	146	0.55
1446	33.16	6.08	-2	1190	108	0.48
1451	33.13	6.11	27	1170	90.2	0.46
1454	33.07	6.13	46	1150	76.2	0.45
1457	32.99	6.14	60	1140	70.9	0.43
1500	32.82	6.16	79	1130	72.5	0.43
1503	32.67	6.2	89	1120	70.9	0.43
1506	32.57	6.23	92	1110	58.2	0.43
1509	32.52	6.25	89	1110	43.6	0.42
1512	32.47	6.27	74	1110	38	0.42
1515	32.36	6.29	60	1080	41.7	0.42
1518	32.35	6.3	61	1090	38.6	0.42
1521	32.37	6.3	62	1080	35.1	0.42

Comments/Conditions:

DUP @ 1225

Samples were collected by Justin Kirk and Marvin Lewis

Winyah Generating Station CCR Groundwater Monitoring Wells

Well ID	TOC Elevation (feet)	GW Depth (feet)	Screen Intervals (ft, bgs)	Sample Date	Sample Time	Total Well Depth
WAP - 27	43.18	23.81	17'-27'	8/23/2023	1349	30.22

Drawdown: 24.33 depth to GW (ft)

Ferric Iron: +++ mg/L

Ferrous Iron: +++ mg/L

Time	Temp round 1 (celcius)	pH round 1 (units)	Eh ORP (mV)	Spec Cond round 1 (uS/cm)	Turbidity (NTU)	Dissolved Oxygen (ppm)
1321	26.43	6.08	-80	1330	15.4	0.8
1326	25.01	6.02	-87	1310	11.1	0.39
1331	24.82	6.01	-90	1280	11.3	0.32
1336	25.04	6	-94	1250	8.2	0.31
1341	24.96	6.02	-96	1210	8.4	0.29
1346	24.72	6.03	-97	1180	7	0.28
1349	24.63	6.04	-98	1160	6.3	0.27

Comments/Conditions:

Samples were collected by Zach McHenry and Brian Brase

**Winyah Generating Station
CCR Groundwater Monitoring Wells**

Well ID	TOC Elevation (feet)	GW Depth (feet)	Screen Intervals (ft, bgs)	Sample Date	Sample Time	Total Well Depth
WAP - 23	43.23	23.8	39-49	9/26/2023	1259	52.66

Drawdown: 25.08 depth to GW (ft)

Ferric Iron: +++ mg/L

Ferrous Iron: +++ mg/L

Time	Temp round 1 (celcius)	pH round 1 (units)	Eh ORP (mV)	Spec Cond round 1 (uS/cm)	Turbidity (NTU)	Dissolved Oxygen (ppm)
1239	28	6.49	-97	1830	0	0.68
1244	25.42	6.6	-109	2210	0	0.41
1249	25	6.56	-120	2710	0	0.34
1254	24.8	6.58	-126	2730	0	0.31
1259	24.79	6.59	-130	2680	0	0.29

Comments/Conditions:

Samples were collected by Zach McHenry and Brian Brase

Winyah Generating Station CCR Groundwater Monitoring Wells

Well ID	TOC Elevation (feet)	GW Depth (feet)	Screen Intervals (ft, bgs)	Sample Date	Sample Time	Total Well Depth
WAP - 27	43.18	23.24	17'-27'	9/26/2023	1213	30.21

Drawdown: 23.75 depth to GW (ft)

Ferric Iron: +++ mg/L

Ferrous Iron: +++ mg/L

Time	Temp round 1 (celcius)	pH round 1 (units)	Eh ORP (mV)	Spec Cond round 1 (uS/cm)	Turbidity (NTU)	Dissolved Oxygen (ppm)
1148	26.65	5.83	-14	1250	0	0.94
1153	27.12	5.82	-47	1280	0	0.66
1158	24.88	5.81	-50	1260	0.2	0.43
1203	24.59	5.83	-55	1250	2.3	0.36
1208	24.53	5.9	-60	1220	2	0.33
1213	24.43	5.97	-64	1190	1.7	0.3

Comments/Conditions:

Samples were collected by Zach McHenry and Brian Brase

Winyah Generating Station CCR Groundwater Monitoring Wells

Well ID	TOC Elevation (feet)	GW Depth (feet)	Screen Intervals (ft, bgs)	Sample Date	Sample Time	Total Well Depth
WAP - 27	43.18	24.05	17'-27'	12/11/2023	1319	30.27

Drawdown: 24.35 depth to GW (ft)

Ferric Iron: +++ mg/L

Ferrous Iron: +++ mg/L

Time	Temp round 1 (celcius)	pH round 1 (units)	Eh ORP (mV)	Spec Cond round 1 (uS/cm)	Turbidity (NTU)	Dissolved Oxygen (ppm)
1245	22.55	6.05	-83	1600	11.1	1.51
1250	22.36	5.96	-85	1560	1	1.14
1255	22.03	5.9	-86	1520	0	1
1300	22.07	5.89	-91	1500	0	0.95
1305	21.99	5.95	-98	1540	0	0.93
1310	21.92	5.93	-94	1460	0	0.91
1313	22	5.94	-96	1390	0	0.9
1316	22.03	5.96	-98	1370	0	0.89
1319	21.97	5.96	-99	1360	0	0.89

Comments/Conditions:

Samples were collected by Zach McHenry and Marvin Lewis