2023 ANNUAL GROUNDWATER MONITORING AND CORRECTIVE ACTION REPORT SOUTH ASH POND WINYAH GENERATING STATION

by Santee Cooper
Moncks Corner, South Carolina

January 31, 2024

Table of Contents **Page**

1. Annual Groundwater Monitoring Report Summary 1
2. 40 CFR §257.90 Applicability 1

2.1 40 CFR § 257.90(a) and (c) 1
2.2 40 CFR § 257.90(e) – Summary 2
2.2.1 Status of the Groundwater Monitoring Program 2
2.2.2 Key Actions Completed 2
2.2.3 Problems Encountered 3
2.2.4 Actions to Resolve Problems 4
2.2.5 Project Key Activities for Upcoming Year 4
2.3 40 CFR § 257.90(e) – Information 5
2.3.1 40 CFR § 257.90(e)(1) 5
2.3.2 40 CFR § 257.90(e)(2) 5
2.3.3 40 CFR § 257.90(e)(3) 6
2.3.4 40 CFR § 257.90(e)(4) 6
2.3.5 40 CFR § 257.90(e)(5) 7

Table No.	Title
1	Summary of Analytical Results
2	2023 Synoptic Water Levels for Groundwater Monitoring Wells

Figure No.	Title
1	Location of South Ash Pond Groundwater Monitoring Wells for CCR Compliance
2	Potentiometric Map February 2023
3	Potentiometric Map May 2023
4	Potentiometric Map July 2023
5	Potentiometric Map November 2023

Appendix A – Statistical Analyses

Appendix B – Laboratory Analytical Reports

Appendix C – Well Construction Record

Annual Groundwater Monitoring Report Summary

The South Carolina Public Service Authority (Santee Cooper) has prepared this 2023 Annual Groundwater Monitoring Corrective Action Report for the South Ash Pond at the Winyah Generating Station (WGS). This 2023 Annual Report was prepared to comply with the United States Environmental Protection Agency (EPA) Hazardous and Solid Waste Management System; Disposal of Coal Combustion Residuals (CCR) from Electric Utilities, Title 40 Code of Federal Regulations (40 CFR) Part 257, Subpart D dated 17 April 2015 (CCR Rule), specifically subsection § 257.90(e)(1) through (6).

In accordance with § 257.90(e)(6), an overview of the current status of the groundwater monitoring and corrective action programs for the CCR unit is provided below:

At the start of the current annual reporting period (January 1, 2023), the WGS South Ash Pond continued to operate under an assessment monitoring program in accordance with § 257.95, which was initiated on July 16, 2018. Statistically significant levels (SSLs) of Appendix IV constituents above the groundwater protection standards (GWPS) were not identified in any of the wells to date, including both the February-March and June-July 2023 sampling events. At the end of the current annual reporting period (December 31, 2023), the South Ash Pond remained in the assessment monitoring program. Because SSLs of Appendix IV constituents have not been identified, initiating, and completing an assessment of corrective measures, holding a public meeting, selecting a remedy, and initiating remedial activities were not required.

To report on the activities conducted during the prior calendar year and document progress complying with the CCR Rule, the specific requirements listed in § 257.90(e)(1) through (5) are provided in the next section in bold/italic type followed by a short narrative stating how that specific requirement was met.

2. 40 CFR § 257.90 Applicability

2.1 40 CFR § 257.90(a) and (c)

All CCR landfills, CCR surface impoundments, and lateral expansions of CCR units are subject to the groundwater monitoring and corrective action requirements under § 257.90 through § 257.98.

Once a groundwater monitoring system and groundwater monitoring program has been established at the CCR unit as required by this subpart, the owner or operator must conduct groundwater monitoring and, if necessary, corrective action through the active life and post-closure care period of the CCR unit.

The South Ash Pond at WGS is an existing surface impoundment which is no longer receiving CCR or non-CCR waste streams and is undergoing closure by removal. As such, it is subject to the groundwater monitoring and corrective action requirements set forth by the EPA in 40 CFR § 257.90 through § 257.98. This document satisfies the requirement under § 257.90(e) which requires the CCR Unit Owner/Operator to prepare an Annual Groundwater Monitoring and Corrective Action Report.

2.2 40 CFR § 257.90(e) - SUMMARY

Annual groundwater monitoring and corrective action report. For existing CCR landfills and existing CCR surface impoundments, no later than January 31, 2018, and annually thereafter, the owner or operator must prepare an annual groundwater monitoring and corrective action report. For the preceding calendar year, the annual report must document the status of the groundwater monitoring and corrective action program for the CCR unit, summarize key actions completed, describe any problems encountered, discuss actions to resolve the problems, and project key activities for the upcoming year. For purposes of this section, the owner or operator has prepared the annual report when the report is placed in the facility's operating record as required by § 257.105(h)(1).

This Annual Report documents the activities completed in 2023 for the WGS South Ash Pond as required by the subject regulations. Groundwater sampling and analysis was conducted per the requirements of § 257.93, and the status of the groundwater monitoring program, set forth in § 257.95, is provided in this report.

2.2.1 Status of the Groundwater Monitoring and Corrective Action Program

Statistically significant increases (SSI) of Appendix III constituents were identified downgradient of South Ash Pond, and the notification was provided on January 15, 2018. As a result, an Assessment Monitoring program was initiated as required by § 257.94(e)(2). The notification was placed in the facility's operating record as required by 257.106(h)(4).

As required by § 257.93(h)(2), a statistical evaluation of the detected Appendix IV constituents was conducted. The results of this evaluation determined that the detected Appendix IV constituents were not present at statistically significant levels (SSLs) above the GWPS. Therefore, this unit remained in assessment monitoring.

For the assessment monitoring in 2023, results from the two sampling events are consistent with prior sampling results and confirm that SSLs of the detected Appendix IV constituents above GWPS are not present for this unit, so the unit remains in assessment monitoring.

2.2.2 Key Actions Completed

The following key actions were completed in 2023:

- Prepared 2022 Annual Report including:
    - The Annual Report was placed in the facility's operating record pursuant to § 257.105(h)(1);
    - Pursuant to § 257.106(h)(1), the notification was sent to the relevant State Director within 30 days of the Annual Report being placed in the facility's operating record [§ 257.106(d)];

    - Pursuant to § 257.107(h)(1), the Annual Report was posted to the CCR Website within 30 days of the Annual Report being placed in the facility's operating record [§ 257.107(d)];
- Collected and analyzed two rounds of groundwater samples (February-March and June-July) in accordance with § 257.95(b) and § 257.95(d)(1) and recorded the concentrations in the facility's operating record as required by § 257.95(d)(1). Groundwater monitoring results are summarized in Table 1 and laboratory analytical results are provided in Appendix B;
- Completed statistical evaluations to determine if SSLs above GWPS were present for detected Appendix IV constituents in accordance with § 257.93(h)(2) (Appendix A);
- Continued baseline sampling for WAP-28, collecting five of the six remaining independent samples to establish a statistically representative dataset prior to including in the statistical evaluations. WAP-28 will be added to the compliance groundwater monitoring network after collecting eight samples which will coincide with the first sampling event of 2024;
- Improved the potentiometric surface characterization of the uppermost aquifer given changing site conditions by:
    - Collecting site-wide synoptic rounds of water levels within a 48-hour period prior to initiating semi-annual sampling of the groundwater monitoring wells. Groundwater elevation measurements continued to be collected in each well immediately prior to collecting the sample;
    - The water surface elevations of unlined ponds were surveyed at approximately the same time as the semi-annual monitoring events. Unlined ponds are sources of hydraulic head and groundwater recharge; therefore, it is appropriate to include pond surface water elevations in the potentiometric interpretation of the uppermost aquifer;
    - Collecting site-wide synoptic water levels quarterly to better understand temporal changes in groundwater elevation; this required two additional events collected independently of groundwater sampling;
- Evaluated turbidity, oxidation-reduction potential, and well screen submersion trends in sitewide wells and identified wells to be redeveloped by a certified well driller to remove buildup of sediment fines and suspected biofouling on the well screens. A submersible camera was used to investigate wells with unsubmerged screens prior to redevelopment. Camera investigation and well redevelopment were completed in November 2023. Success of redevelopment will be monitored during 2024 sampling events;
- Two groundwater monitoring wells were installed adjacent to WAP-2 and WAP-28 in December 2023 to enhance the groundwater monitoring program. If needed based on further evaluation, these new wells would be suitable replacement wells for WAP-2 and WAP-28 as they are immediately adjacent and screened in the same zones, and;
- Both the Sampling and Analysis Plan and the Groundwater Monitoring Plan for Winyah Generating Station were updated to reflect changes in site conditions and procedures on August 18th, 2023, and October 2nd, 2023, respectively.

2.2.3 Problems Encountered

The ongoing changes to the groundwater flow and quality characteristics from closure activities, both from dewatering the CCR units and from dewatering associated with obtaining on-site borrow materials,

produced what is interpreted to be short-term inconsistencies in the concentration of Appendix III and IV constituents.

For example, dewatering of the South Pond altered the groundwater flow field of the South Pond shifting flow to the west. As a result, WAP-12 is no longer located in a downgradient position requiring a new downgradient well (WAP-28) to be installed. Even though WAP-12 remained consistently upgradient during 2023, it was still evaluated for SSLs.

Uncharacteristic groundwater results were identified at two monitoring wells during this year's sampling events. Monitoring well screens that were fully submerged below the water table have become exposed to atmospheric air introducing a new variable to the sampling and analytical process. Monitoring wells with consistently high levels of turbidity (suspended solids) have also been identified adding another potential source of error. For example, elevated arsenic levels were detected for monitoring well WAP-2 in both sampling events and in a third confirmation sample in August 2023. These results did not trigger SSLs according to the interwell statistical evaluation (Appendix A). Additionally, monitoring well WAP-28 has shown consistently elevated cobalt throughout the five baseline samples collected in 2023. As baseline sampling for WAP-28 was still in progress for 2023, the well has not yet been added to the statistical evaluation.

2.2.4 Actions to Resolve Problems

Due to WAP-12 becoming upgradient to the pond, baseline monitoring for WAP-28 has been ongoing and will be added to the monitoring network at the beginning of 2024.

Because of the uncharacteristic groundwater results, a submersible camera was used to investigate wells with unsubmerged screens pre- and post-redevelopment to evaluate success. During the post-redevelopment investigation, the submersible camera was used to investigate the well screen of WAP-2 below the water surface. Significant amounts of biological material were discovered throughout the water column. WAP-2 retained a substantial amount of accumulation after completion of well redevelopment. This supports the conclusion of biofouling affecting the recent analytical fluctuations of WAP-2 results. Further evaluation is underway in 2024.

The submersible camera investigation found minimal accumulation of any kind within the recently installed WAP-28. However, due to the uncharacteristic results from the baseline sampling events, it was determined it was likely that the well was compromised during installation.

Well redevelopment is a standard quality control procedure to remove sediment fines and/or biofouling from the well screen which could be the cause of atypical results. Several wells at the site were redeveloped in November 2023 with a focus on wells with identified elevated turbidity or analytical issues. Both monitoring wells WAP-2 and WAP-28 were redeveloped. In addition to redevelopment, two additional monitoring wells were installed adjacent to WAP-2 and WAP-28 to evaluate the legitimacy of their recent uncharacteristic analytical results. These new wells will potentially replace the existing wells in 2024 after evaluation of the results from the upcoming February 2024 sampling event.

2.2.5 Project Key Activities for Upcoming Year

Key activities to be completed in 2024 include the following:

- Prepare the 2023 annual report; place it in the record as required by § 257.105(h)(1), notify the state [§ 257.106(d)]; and post to website [§ 257.107(d)].
- Conduct semi-annual groundwater monitoring as required by § 257.95.
- Complete semi-annual statistical analysis of Assessment Monitoring analytical data to determine if SSLs of the detected Appendix IV constituents are present above GWPS.
- Based on the findings of the statistical analysis, conduct an evaluation of alternate sources of Appendix IV parameters, determine the nature and extent of any SSLs identified, and prepare an assessment of corrective measures, if necessary and appropriate, as provided in § 257.95(g)(1) and § 257.95(g)(3).
- WAP-28 will be added to the compliance groundwater monitoring network and statistical evaluations.
- Further evaluate existing monitoring wells WAP-2 and WAP-28 to determine their status and suitability for continued use for groundwater monitoring.
- Conduct sampling on the new groundwater monitoring wells installed adjacent to WAP-2 and WAP-28.
- Continue improving the potentiometric surface characterization of the uppermost aquifer given changing site conditions by:
    - Continuing the sitewide synoptic water level measurements on a quarterly basis and in conjunction with the semi-annual groundwater monitoring events.
    - Continue collecting surface water elevations from unlined ponds, also on the same quarterly basis as the sitewide synoptic water level measurements.

2.3 40 CFR § 257.90(e) - INFORMATION

At a minimum, the annual groundwater monitoring and corrective action report must contain the following information, to the extent available:

2.3.1 40 CFR § 257.90(e)(1)

A map, aerial image, or diagram showing the CCR unit and all background (or upgradient) and downgradient monitoring wells, to include the well identification numbers, that are part of the groundwater monitoring program for the CCR unit;

As required by § 257.90(e)(1), a map showing the location of the CCR unit and associated upgradient and downgradient monitoring wells for South Ash Pond is presented as Figure 1.

2.3.2 40 CFR § 257.90(e)(2)

Identification of any monitoring wells that were installed or decommissioned during the preceding year, along with a narrative description of why those actions were taken;

Two additional monitoring wells were installed in December 2023 to evaluate the legitimacy of the uncharacteristic analytical results for WAP-2 and WAP-28 discussed above. These newly installed wells

are suitable for replacement to the existing monitoring wells if further evaluation determines that is warranted. No groundwater monitoring wells were decommissioned in 2023.

2.3.3 40 CFR § 257.90(e)(3)

In addition to all the monitoring data obtained under § 257.90 through § 257.98, a summary including the number of groundwater samples that were collected for analysis for each background and downgradient well, the dates the samples were collected, and whether the sample was required by the detection monitoring or assessment monitoring programs;

In accordance with § 257.95(b) and § 257.95(d)(1), two independent samples from each background and downgradient monitoring well were collected and analyzed. A summary table including the sample names, dates of sample collection, reason for sample collection (detection or assessment), and monitoring data obtained for the groundwater monitoring program for South Ash Pond is presented in Table 1 of this report. In addition, in accordance with § 257.95(d)(3), Table 1 includes the groundwater protection standards established under § 257.95(d)(2). Laboratory analytical data reports, along with field sampling forms, are provided in Appendix B to this report.

2.3.4 40 CFR § 257.90(e)(4)

A narrative discussion of any transition between monitoring programs (e.g., the date and circumstances for transitioning from detection monitoring to assessment monitoring in addition to identifying the constituent(s) detected at a statistically significant increase over background levels); and

As required by § 257.93(h) a statistical analysis of the Appendix III constituents was completed January 15, 2018. Baseline analytical data collected from background monitoring wells WBW-1 and WAP-1 were combined to develop Upper Tolerance Limits (UTLs). The UTLs for each Appendix III constituent were compared to the analytical results for the downgradient monitoring wells (WAP-2, WAP-3, WAP-12, and WAP-13). Constituents with analytical results exceeding the UTLs were identified as SSIs over background for the respective Appendix III constituent. This statistical analysis determined that SSIs of boron, calcium, chloride, fluoride, pH, sulfate, and total dissolved solids were present downgradient of South Ash Pond. An evaluation of alternate sources was initiated and completed on April 16, 2018, as provided in § 257.94(e)(2). A source causing the SSI over background levels was not identified at that time, and to meet the requirements of 40 CFR § 257.95, an Assessment Monitoring program was initiated on July 16, 2018.

In assessment monitoring the sample concentrations from the downgradient wells for each of the detected Appendix IV constituents from the monitoring events in 2023 were compared to their respective GWPS (Appendix A). A sample concentration greater than the GWPS is considered to represent an SSL. Based on previous compliance sampling events and statistical evaluations, interwell comparisons were utilized for all downgradient wells and constituents. As required by § 257.93(h)(2), the statistical evaluation of the detected Appendix IV constituents determined that SSLs above the GWPS were not present at the South Ash Pond, consistent with previous results. Therefore, this unit will remain in assessment monitoring in 2024.

2.3.5 40 CFR § 257.90(e)(5)

Other information required to be included in the annual report as specified in § 257.90 through § 257.98.

This Annual Report documents activities conducted to comply with Sections § 257.90 through § 257.95 of the Rule. There are no applicable requirements from Sections § 257.96 through § 257.98.

Although the Rule does not contemplate a scenario in which additional monitoring wells are added to the compliance monitoring network for an existing surface impoundment, obtaining a baseline understanding of the groundwater elevations and constituent concentrations will follow a similar protocol to baseline sampling for background wells. Seven of eight independent baseline samples have been collected from WAP-28 on an approximately bimonthly schedule and will be analyzed for all Appendix III and Appendix IV constituents. At the conclusion of the eight bimonthly baseline sampling events, the data will be included in the statistical evaluations moving forward and will then be measured on a semiannual basis thereafter.

Groundwater flow rate and direction are provided as Figures 2, 3, 4, and 5 for each synoptic water level event as specified in § 257.93(c).

As the number of groundwater monitoring wells and associated samples have increased considerably across the site since the promulgation of the CCR Rule in 2015, turnaround times for labs have increased compared to historical expectations. Average turnaround times were approximately 60 days in 2023. Additionally, expansion of the groundwater monitoring networks (i.e., wells and samples) has contributed to a significant increase in data volume and complexity.

TABLES

Table 1 - Summary of Analytical Results
Winyah Generating Station South Ash Pond Assessment Monitoring 2023

					Appendix III Constituents								Appendix IV Constituents																Field Parameters							
Well ID	Purpose	Date of Sample Event	Laboratory Sample ID Number		Boron	Calcium		Chloride	Fluoride	Sulfate	Total Dissolved Solids	pH	Antimony	Arsenic	Barium	Beryllium	Cadmium	Chromium	Cobalt	Fluoride	Lead	Lithium	Mercury	Molybdenum	Radium 226	Radium 228	Radium 226/228 Combined Calculation	Selenium		Thallium	Depth to Groundwater	Groundwater Elevation	pH	Specific Conductivity	Temperature	Oxidation Reduction Potential	Turbidity	Dissolved Oxygen
				Unit	ug/L	mg/L	mg/L	mg/L	mg/L	mg/L	mg/L	SU	ug/L	ug/L	ug/L	ug/L	ug/L	ug/L	ug/L	mg/L	ug/L	ug/L	ug/L	ug/L	pCi/L	pCi/L	pCi/L	ug/L	ug/L	ug/L	Feet	Feet	SU	uS	C	mv	NTU	ppm
				Method	EPA 6010D	EPA 6020B	EPA 6010D	EPA 300.0	EPA 300.0	EPA 300.0	SM 2540C		EPA 6020B	EPA 6020B	EPA 6020B	EPA 6020B	EPA 6020B	EPA 6020B	EPA 6020B	EPA 300.0	EPA 6020B	EPA 6010D	EPA 7470	EPA 6010D	EPA 903.1 Mod	EPA 904.0	EPA 903.1 Mod	EPA 6010D	EPA 6020B	EPA 6020B						SM2580		
				GWPS. US EPA MCL/RSL	----	----	----	----	4.00	----	----	----	25.0	10.0	2000	4.00	5.00	100	6.00	4.00	15.0	40.0	2.00	100	----	----	6.00	50.0		2.00	----	----	----	----	----	----	----	----
	Site Background Wells																																				
WAP-1	Background	2/14/2023	AF56394		37.1	10.5	10.6	13.4	<0.100	33.6	100	4.43	<5.30	<5.00	74.6	<0.500	<0.500	<5.00	0.700	<0.100	<1.00	<5.00	<0.200	<5.00	0.0794	1.40	1.48	<20.0	<10.0	<1.00	6.36	23.1	4.43	136	21.0	60.0	0	0.720
WAP-1	Background	6/27/2023	AF68711		41.0		8.49	10.5	<0.100	31.1	90.0	4.51	<5.30	8.50	77.1	<0.500	<0.500	<5.00	0.595	<0.100	<2.50	<5.00	<0.200	<5.00	1.85	-0.145	1.85	<20.0		<1.00	6.93	22.5	4.51	103	30.4	56.0	0.100	0.700
WAP-1	**total samples**				2	1	2	2	2	2	2	2	2	2	2	2	2	2	2	2	2	2	2	2	2	2	2	2	1	2	2	2	2	2	2	2	2
WBW-1	Background	2/14/2023	AF56431		54.7	2.79		6.60	<0.100	9.92	87.5	3.92	<5.30	<3.00	31.7	<0.500	<0.500	<5.00	1.52	<0.100	<2.50	<5.00	<0.200	<10.0	0.668	1.18	1.84		<20.0	<1.00	9.04	22.9	3.92	56.0	20.1	181	16.5	3.48
WBW-1	Background	6/27/2023	AF68748		53.1		3.26	7.58	<0.100	14.4	42.5	3.94	<5.30	<3.00	53.4	<0.500	<0.500	<5.00	2.00	<0.100	<2.50	<5.00	<0.200	<5.00	0.388	3.93	4.32	<20.0		<1.00	9.13	22.8	3.94	73.0	26.5	331	0	3.76
WBW-1	**total samples**				2	1	1	2	2	2	2	2	2	2	2	2	2	2	2	2	2	2	2	2	2	2	2	1	1	2	2	2	2	2	2	2	2
	South Ash Pond Wells																																				
WAP-2	Assessment	2/15/2023	AF56395		5260	381	367	250	0.280	804	1751	5.86	<5.30	15.4	144	1.70	<0.500	<5.00	17.5	0.280	<1.00	13.7	<0.200	<5.00	0.531	2.62	3.15	<20.0	<10.0	<1.00	8.62	15.1	5.86	2340	20.7	115	16.6	0.940
WAP-2	Assessment	6/28/2023	AF68712		3870		212	188	0.110	347	1082	6.33	<5.30	45.7	179	0.570	<0.500	<5.00	4.70	0.110	<2.50	20.2	<0.200	<5.00	1.83	1.17	3.01	<20.0		<1.00	9.01	14.7	6.33	1600	27.7	-29.0	51.3	0.700
WAP-2	Confirmation	8/24/2023	AF76177											71.2																							
WAP-2	**total samples**				2	1	2	2	2	2	2	2	2	3	2	2	2	2	2	2	2	2	2	2	2	2	2	2	1	2	2	2	2	2	2	2	2
WAP-3	Assessment	2/15/2023	AF56396		1300	223	225	182	0.120	110	1019	6.27	<5.30	<5.00	139	<0.500	<0.500	<5.00	<0.500	0.120	<1.00	11.2	0.259	<5.00	1.18	1.33	2.51	<20.0	<10.0	<1.00	6.79	12.6	6.27	1170	23.3	6.00	273	0.610
WAP-3	Assessment	6/29/2023	AF68713		1570		266	239	0.100	174	1308	6.35	<5.30	<3.00	200	<0.500	<0.500	<5.00	<0.500	0.100	<2.50	22.9	<0.200	<5.00	1.25	3.09	4.34	<20.0		<1.00	8.26	11.2	6.35	1620	26.8	-43.0	20.0	0.710
WAP-3	**total samples**				2	1	2	2	2	2	2	2	2	2	2	2	2	2	2	2	2	2	2	2	2	2	2	2	1	2	2	2	2	2	2	2	2
WAP-12	Assessment	3/9/2023	AF56406		1580		203	165	<0.100	409	853	4.75	<5.30	<3.00	36.4	<0.500	<0.500	<5.00	1.84	<0.100	<2.50	<5.00	<0.200	<10.0	1.06	0.757	1.81	<20.0		<1.00	10.2	20.6	4.75	1030	21.3	123	0	0.640
WAP-12	Duplicate	3/9/2023	AF56407		1630		207	170	<0.100	431	1011		<5.30	<3.00	36.9	<0.500	<0.500	<5.00	1.65	<0.100	<2.50	<5.00	<0.200	<10.0	1.29	0.0962	1.39	<20.0		<1.00								
WAP-12	Assessment	7/17/2023	AF68723		1780		139	106	<0.100	330	711	4.49	<5.30	<3.00	21.6	<0.500	<0.500	<5.00	0.925	<0.100	<2.50	<5.00	<0.200	<5.00	0.688	2.31	2.99	<20.0		<1.00	10.6	20.2	4.49	970	32.5	101	0	0.700
WAP-12	Duplicate	7/17/2023	AF68724		1830		139	105	<0.100	338	740		<5.30	<3.00	22.9	<0.500	<0.500	<5.00	0.975	<0.100	<2.50	<5.00	<0.200	<5.00	0.856	0.607	1.46	<20.0		<1.00								
WAP-12	**total samples**				4	0	4	4	4	4	4	2	4	4	4	4	4	4	4	4	4	4	4	4	4	4	4	4	0	4	2	2	2	2	2	2	2
WAP-13	Assessment	3/8/2023	AF56408		4210		416	693	0.130	134	1926	6.39	<5.30	<3.00	305	<0.500	<0.500	<5.00	0.555	0.130	<2.50	14.2	<0.200	<10.0	1.53	0.311	1.84	<20.0		<1.00	7.08	14.9	6.39	2930	20.1	-90.0	11.9	0.680
WAP-13	Assessment	7/18/2023	AF68725		3970		400	624	0.120	147	2335	6.46	<5.30	<3.00	270	<0.500	<0.500	<5.00	0.500	0.120	<2.50	8.63	<0.200	<5.00	1.76	1.69	3.46	<20.0		<1.00	7.99	14.0	6.46	3050	24.8	-101	0	0.750
WAP-13	**total samples**				2	0	2	2	2	2	2	2	2	2	2	2	2	2	2	2	2	2	2	2	2	2	2	2	0	2	2	2	2	2	2	2	2
WAP-28	Baseline	3/8/2023	AF56429		2620		73.1	418	0.300	76.0	780	4.62	<5.30	<3.00	258	0.985	<0.500	<5.00	18.6	0.300	3.19	5.07	<0.200	<10.0	0.578	3.39	3.97	<20.0		<1.00	10.7	12.3	4.62	1490	20.5	177	18.8	0.860
WAP-28	Baseline	4/10/2023	AF60587		2690	75.2		412	0.440	79.7	979	4.50	<5.30	<3.00	229	1.00	<0.500	<5.00	17.7	0.440	3.09	<5.00	<0.200	<5.00	4.15	2.95	7.10		<2.50	<1.00	10.7	12.4	4.50	1070	20.0	198	0	0.420
WAP-28	Baseline	7/17/2023	AF68746		2800		97.5	392	0.250	23.1	1101	5.17	<5.30	<3.00	191	0.695	<0.500	<5.00	18.8	0.250	<2.50	5.50	<0.200	<5.00	4.73	1.92	6.65	<20.0		<1.00	11.3	11.8	5.17	1520	24.4	108	0	0.750
WAP-28	Baseline	8/23/2023	AF75784		2880	98.8		354	0.230	99.8	1148	4.89	<5.30	<5.00	178	0.540	<0.500	<5.00	16.4	0.230	2.00	6.10	<0.200	<5.00	1.72	1.83	3.55		<10.0	<1.00	11.3	11.8	4.89	1310	25.4	105	1.00	0.330
WAP-28	Duplicate	8/23/2023	AF75785		2920	98.9		325	0.240	96.0	1165		<5.30	<5.00	179	0.550	<0.500	<5.00	16.2	0.240	2.20	5.97	<0.200	<5.00	2.74	1.70	4.44		<10.0	<1.00								
WAP-28	Baseline	9/27/2023	AF79065		2970	96.5		342	0.263	84.5	869	4.55	<5.30	<5.00	180	0.500	<0.500	<5.00	15.1	0.263	2.10	6.03	<0.200	<5.00	3.34	0.944	4.29		<10.0	<1.00	11.0	12.1	4.55	1260	23.3	134	16.4	0.400
WAP-28	Duplicate	9/27/2023	AF79066		2910	99.3		345	0.300	96.4	909		<5.30	<5.00	182	0.500	<0.500	<5.00	15.3	0.300	2.10	6.46	<0.200	<5.00	1.42	1.02	2.44		<10.0	<1.00								
WAP-28	Baseline	12/11/2023	AF85223		2880	90.0		393	0.250	79.1	763	4.96	<5.30	<5.00	173	<0.500	<0.500	<5.00	13.4	0.250	3.40	6.05	<0.200	<5.00	2.58	0.944	3.52		<10.0	<1.00	11.4	11.7	4.96	1390	20.7	106	4.10	1.08
WAP-28	Duplicate	12/11/2023	AF85224		2890	82.8		358	0.240	75.3	805		<5.30	<5.00	173	<0.500	<0.500	<5.00	13.0	0.240	3.80	5.55	<0.200	<5.00	1.79	1.39	3.18		<10.0	<1.00								
WAP-28	**total samples**				7	5	2	7	7	7	7	5	7	7	7	7	7	7	7	7	7	7	7	7	7	7	7	2	5	7	5	5	5	5	5	5	5

Notes:

1. All groundwater samples collected from the monitoring wells were analyzed by South Carolina Certified laboratories: Santee Cooper Analytical Services (Certification # 08552), GEL Laboratories, LLC (Certification # 10120), Eurofins Savannah (Certification # 98001), Rogers & Callcot, Inc. (Certification # 23105001), and Pace Analytical Services LLC (Certification #99030).
2. All Background & Assessment Monitoring compliance wells have been sampled to meet §257.94 and §257.95.
3. Due to challenges with laboratory delays, all groundwater samples were not analyzed by a single laboratory. This accounts for the majority of the reporting limit variability. Matrix interference also contributed to variable RLs.
4. Depth to groundwater is measured below the top of the casing (btoc) to the water surface. Elevation is shown relative to mean sea level (msl).

Table 2
Winyah Generating Station
2023 Synoptic Water Levels for Groundwater Monitoring Wells

		1st Event - 2/13/2023		2nd Event - 5/8/2023		3rd Event - 7/19/2023		4th Event - 11/14/2023	
Well Name	Top of Casing Elevation (ft msl)[2]	Depth to Groundwater (ft btoc)[2]	Groundwater Elevation (ft msl)[2]	Depth to Groundwater (ft btoc)[2]	Groundwater Elevation (ft msl)[2]	Depth to Groundwater (ft btoc)[2]	Groundwater Elevation (ft msl)[2]	Depth to Groundwater (ft btoc)[2]	Groundwater Elevation (ft msl)[2]
WBW-1	31.97	9.04	22.93	9.54	22.43	9.15	22.82	8.70	23.27
PZ-1	31.25	8.25	23.00	9.78	21.47	9.31	21.94	9.30	21.95
WAP-1	29.44	6.31	23.13	7.35	22.09	6.92	22.52	6.60	22.84
WAP-2	23.69	8.49	15.20	9.15	14.54	9.96	13.73	9.45	14.24
WAP-3	14.56	6.56	8.00	8.34	6.22	8.09	6.47	8.85	10.58
WAP-4	20.34	5.37	14.97	8.13	12.21	6.44	13.90	8.20	12.14
WAP-5[1]	26.25	7.97	18.28	8.90	17.35	8.84	17.41	9.65	16.60
WAP-6[1]	30.98	8.82	22.16	9.61	21.37	9.35	21.63	9.00	21.98
WAP-7	29.94	8.47	21.47	10.25	19.69	9.63	20.31	10.40	19.54
WAP-8[1]	30.38	10.20	20.18	11.45	18.93	11.08	19.30	11.55	18.83
WAP-9	28.04	9.55	18.49	10.42	17.62	10.23	17.81	10.85	17.19
WAP-10	26.11	5.27	20.84	6.32	19.79	6.17	19.94	6.85	19.26
WAP-11[1]	9.55	3.86	5.69	5.51	4.04	5.29	4.26	5.45	4.10
WAP-12	30.84	8.08	22.76	9.92	20.92	10.08	20.76	10.75	20.09
WAP-13	21.97	6.58	15.39	7.47	14.50	7.55	14.42	10.00	11.97
WAP-14	14.69	3.76	10.93	5.33	9.36	4.09	10.60	4.90	9.79
WAP-14A	13.95	2.19	11.76	3.78	10.17	2.89	11.06	3.75	10.20
WAP-14B	9.23	3.92	5.31	5.60	3.63	5.19	4.04	5.40	3.83
WAP-14C	13.88	7.12	6.76	10.62	3.26	9.35	4.53	10.50	3.38
WAP-15	20.41	5.52	14.89	7.42	12.99	6.35	14.06	7.60	12.81
WAP-16	25.08	6.89	18.19	7.94	17.14	9.49	15.59	10.50	14.58
WAP-17	26.88	6.88	20.00	6.80	20.08	6.77	20.11	7.65	19.23
WAP-18	31.04	10.23	20.81	11.34	19.70	11.09	19.95	11.25	19.79
WAP-19	43.39	22.27	21.12	23.51	19.88	23.13	20.26	23.02	20.37
WAP-20[4]	43.08	22.75	20.33	22.53	20.55	22.51	20.57	-	-
WAP-21	43.06	22.85	20.21	24.28	18.78	24.43	18.63	24.27	18.79
WAP-22	30.48	9.61	20.87	12.08	18.40	10.37	20.11	10.75	19.57
WAP-23	43.23	22.78	20.45	24.71	18.52	24.01	19.22	24.33	18.90
WAP-24	28.77	8.24	20.53	9.02	19.75	8.91	19.86	9.45	19.32
WAP-25	27.10	8.02	19.08	8.94	18.16	8.73	18.37	8.90	18.20
WAP-26	27.56	8.03	19.53	9.31	18.25	8.87	18.69	9.40	18.16
WAP-27	43.25	22.40	20.85	24.24	19.01	23.66	19.59	23.77	19.41
WAP-28	23.09	10.19	12.90	10.83	12.26	10.98	12.11	11.35	11.74
WAP-29	12.34	5.30	7.04	7.65	4.69	7.11	5.23	7.95	4.39
WBW-A1-1	28.14	5.59	22.55	7.47	20.67	6.61	21.53	7.00	21.14
WLF-A1-1	41.35	16.85	24.50	18.64	22.71	17.51	23.84	17.90	23.45
WLF-A1-2	29.21	5.98	23.23	7.81	21.40	7.38	21.83	7.60	21.61
WLF-A1-3	28.31	5.16	23.15	7.46	20.85	7.00	21.31	7.25	21.06
WLF-A1-4	28.24	4.81	23.43	7.20	21.04	6.72	21.52	7.05	21.19
WLF-A1-5	37.64	14.91	22.73	15.04	22.60	14.57	23.07	16.35	21.29
WLF-A2-1	30.04	8.91	21.13	10.40	19.64	10.14	19.90	10.40	19.64
WLF-A2-2	27.56	6.48	21.08	8.06	19.50	7.66	19.90	10.05	17.51
WLF-A2-6	35.14	14.34	20.80	15.17	19.97	14.94	20.20	15.80	19.34
WGS-PSE-1[3]	-	-	22.55	-	21.22	-	21.43	-	21.87
WGS-PSE-2[3]	-	-	33.01	-	32.74	-	32.71	-	32.76
WGS-PSE-3[3]	-	-	20.54	-	19.11	-	17.93	-	18.19
WGS-PSE-4[3]	-	-	17.22	-	17.38	-	15.84	-	16.69
WGS-PSE-5[3]	-	-	20.09	-	19.35	-	19.27	-	19.23
WGS-PSE-6[3]	-	-	16.52	-	15.29	-	NA	-	15.21

Notes:

1. Additional groundwater monitoring wells used for development of potentiometric maps. These wells monitor groundwater constituent concentration under the SC DHEC Industrial Wastewater Permit #SC0022471 and are not used for CCR constituent concentrations.
2. Depth to Groundwater is measured below the top of the casing (btoc) to the water surface. The Top of Casing Elevation and GW Elevation are shown relative to mean sea level (msl).
3. Pond surface elevations (PSE) were collected ot aid in the potentiometric surface interpretation. No surface water present at PSE-6 during 3rd event, so unable to collect surface water elevation.
4. Unable to collect groundwater data during November event due to the monitoring well going dry.

FIGURES

LEGEND

- BACKGROUND WELL
- SOUTH ASH POND WELL
- CCR UNIT BOUNDARY
- PROPERTY BOUNDARY
- POND WATER SURFACE ELEVATION MEASUREMENT LOCATION

NOTES

1. ALL LOCATIONS AND DIMENSIONS ARE APPROXIMATE.
2. AERIAL IMAGERY SOURCE: ESRI

N

0 660 1,320

SCALE IN FEET

SANTEE COOPER
WINYAH GENERATING STATION
GEORGETOWN, SOUTH CAROLINA

LOCATION OF SOUTH ASH POND GROUNDWATER MONITORING WELLS FOR CCR COMPLIANCE

JANUARY 2024

FIGURE 1

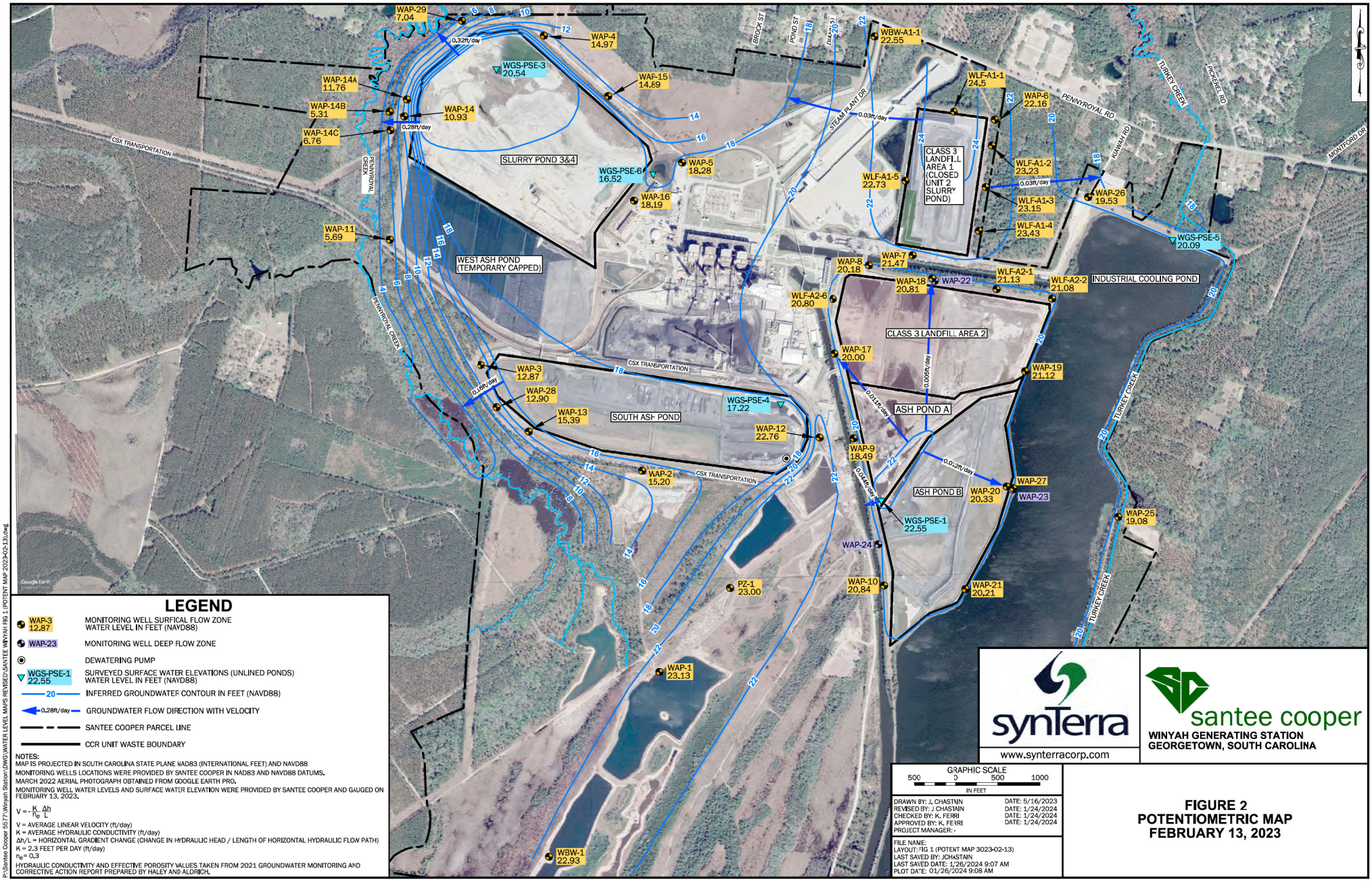

LEGEND

- WAP-3 12.87 — MONITORING WELL SURFICAL FLOW ZONE WATER LEVEL IN FEET (NAVD88)
- WAP-23 — MONITORING WELL DEEP FLOW ZONE
- DEWATERING PUMP
- WGS-PSE-1 22.55 — SURVEYED SURFACE WATER ELEVATIONS (UNLINED PONDS) WATER LEVEL IN FEET (NAVD88)
- 20 — INFERRED GROUNDWATER CONTOUR IN FEET (NAVD88)
- 0.28ft/day — GROUNDWATER FLOW DIRECTION WITH VELOCITY
- SANTEE COOPER PARCEL LINE
- CCR UNIT WASTE BOUNDARY

NOTES:
MAP IS PROJECTED IN SOUTH CAROLINA STATE PLANE NAD83 (INTERNATIONAL FEET) AND NAVD88
MONITORING WELLS LOCATIONS WERE PROVIDED BY SANTEE COOPER IN NAD83 AND NAVD88 DATUMS.
MARCH 2022 AERIAL PHOTOGRAPH OBTAINED FROM GOOGLE EARTH PRO.
MONITORING WELL WATER LEVELS AND SURFACE WATER ELEVATION WERE PROVIDED BY SANTEE COOPER AND GAUGED ON FEBRUARY 13, 2023.

$V = -\frac{K}{n_e}\frac{\Delta h}{L}$

V = AVERAGE LINEAR VELOCITY (ft/day)
K = AVERAGE HYDRAULIC CONDUCTIVITY (ft/day)
Δh/L = HORIZONTAL GRADIENT CHANGE (CHANGE IN HYDRAULIC HEAD / LENGTH OF HORIZONTAL HYDRAULIC FLOW PATH)
K = 2.3 FEET PER DAY (ft/day)
n_e = 0.3
HYDRAULIC CONDUCTIVITY AND EFFECTIVE POROSITY VALUES TAKEN FROM 2021 GROUNDWATER MONITORING AND CORRECTIVE ACTION REPORT PREPARED BY HALEY AND ALDRICH.

synTerra
www.synterracorp.com

santee cooper
WINYAH GENERATING STATION
GEORGETOWN, SOUTH CAROLINA

GRAPHIC SCALE
500 0 500 1000
IN FEET

DRAWN BY: J. CHASTAIN	DATE: 5/16/2023
REVISED BY: J CHASTAIN	DATE: 1/24/2024
CHECKED BY: K. FERRI	DATE: 1/24/2024
APPROVED BY: K. FERRI	DATE: 1/24/2024
PROJECT MANAGER: -	

FILE NAME:
LAYOUT: FIG 1 (POTENT MAP 2023-02-13)
LAST SAVED BY: JCHASTAIN
LAST SAVED DATE: 1/26/2024 9:07 AM
PLOT DATE: 01/26/2024 9:08 AM

FIGURE 2
POTENTIOMETRIC MAP
FEBRUARY 13, 2023

P:\Santee Cooper (5677)\Winyah Station\DWG\WATER LEVEL MAPS REVISED\SANTEE WINYAH FIG 1 (POTENT MAP 2023-02-13).dwg

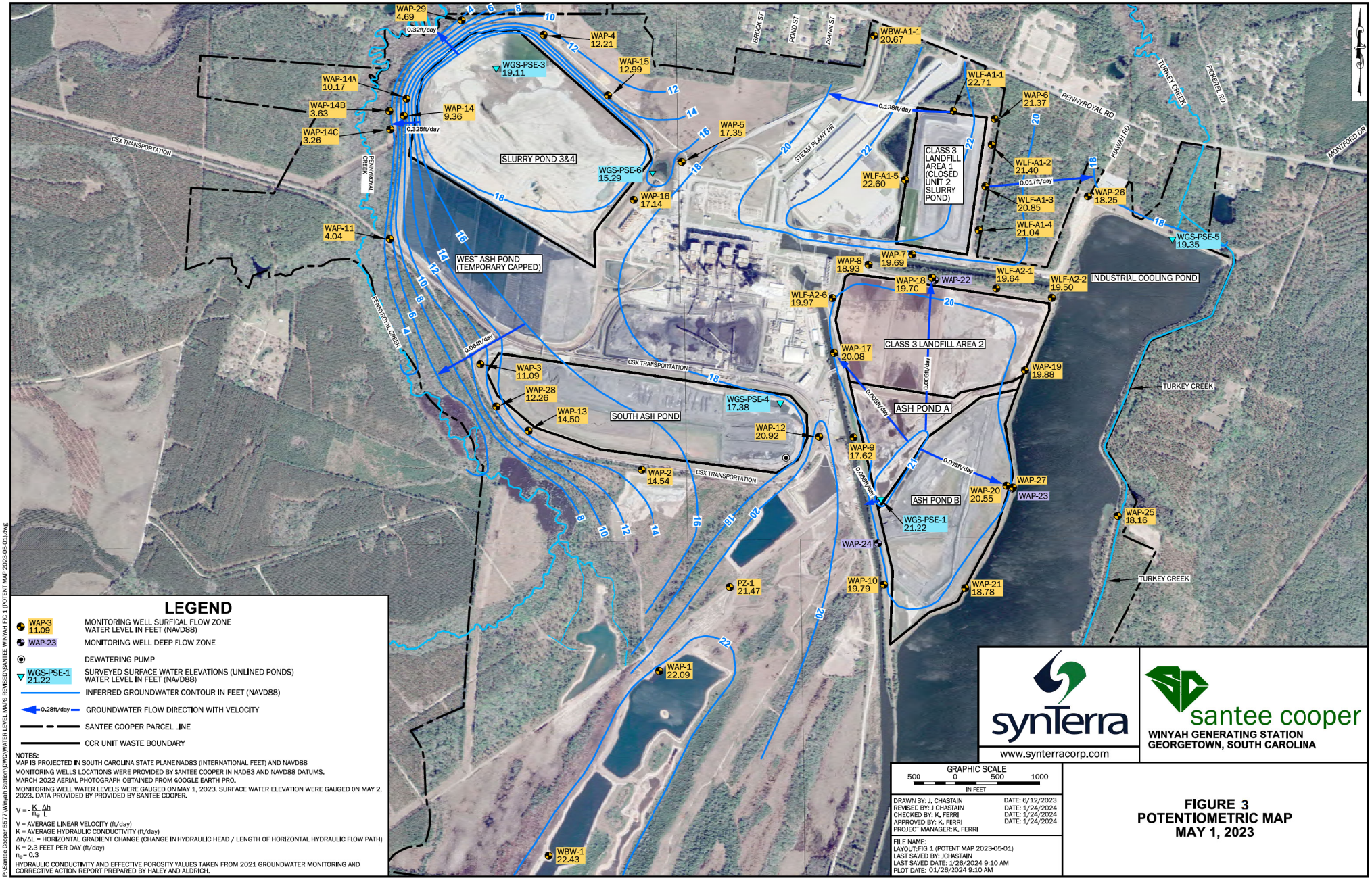

LEGEND

- WAP-3 11.09 — MONITORING WELL SURFICAL FLOW ZONE WATER LEVEL IN FEET (NAVD88)
- WAP-23 — MONITORING WELL DEEP FLOW ZONE
- DEWATERING PUMP
- WGS-PSE-1 21.22 — SURVEYED SURFACE WATER ELEVATIONS (UNLINED PONDS) WATER LEVEL IN FEET (NAVD88)
- INFERRED GROUNDWATER CONTOUR IN FEET (NAVD88)
- 0.28ft/day — GROUNDWATER FLOW DIRECTION WITH VELOCITY
- SANTEE COOPER PARCEL LINE
- CCR UNIT WASTE BOUNDARY

NOTES:
MAP IS PROJECTED IN SOUTH CAROLINA STATE PLANE NAD83 (INTERNATIONAL FEET) AND NAVD88
MONITORING WELLS LOCATIONS WERE PROVIDED BY SANTEE COOPER IN NAD83 AND NAVD88 DATUMS.
MARCH 2022 AERIAL PHOTOGRAPH OBTAINED FROM GOOGLE EARTH PRO.
MONITORING WELL WATER LEVELS WERE GAUGED ON MAY 1, 2023. SURFACE WATER ELEVATION WERE GAUGED ON MAY 2, 2023. DATA PROVIDED BY PROVIDED BY SANTEE COOPER.

$V = -\frac{K}{n_e}\frac{\Delta h}{L}$

V = AVERAGE LINEAR VELOCITY (ft/day)
K = AVERAGE HYDRAULIC CONDUCTIVITY (ft/day)
$\Delta h/\Delta L$ = HORIZONTAL GRADIENT CHANGE (CHANGE IN HYDRAULIC HEAD / LENGTH OF HORIZONTAL HYDRAULIC FLOW PATH)
K = 2.3 FEET PER DAY (ft/day)
n_e = 0.3
HYDRAULIC CONDUCTIVITY AND EFFECTIVE POROSITY VALUES TAKEN FROM 2021 GROUNDWATER MONITORING AND CORRECTIVE ACTION REPORT PREPARED BY HALEY AND ALDRICH.

synTerra
www.synterracorp.com

santee cooper
WINYAH GENERATING STATION
GEORGETOWN, SOUTH CAROLINA

GRAPHIC SCALE
500 0 500 1000
IN FEET

DRAWN BY: J. CHASTAIN	DATE: 6/12/2023
REVISED BY: J CHASTAIN	DATE: 1/24/2024
CHECKED BY: K. FERRI	DATE: 1/24/2024
APPROVED BY: K. FERRI	DATE: 1/24/2024
PROJECT MANAGER: K. FERRI	

FILE NAME:
LAYOUT: FIG 1 (POTENT MAP 2023-05-01)
LAST SAVED BY: JCHASTAIN
LAST SAVED DATE: 1/26/2024 9:10 AM
PLOT DATE: 01/26/2024 9:10 AM

FIGURE 3
POTENTIOMETRIC MAP
MAY 1, 2023

P:\Santee Cooper 5577\Winyah Station\DWG\WATER LEVEL MAPS REVISED\SANTEE WINYAH FIG 1 (POTENT MAP 2023-05-01).dwg

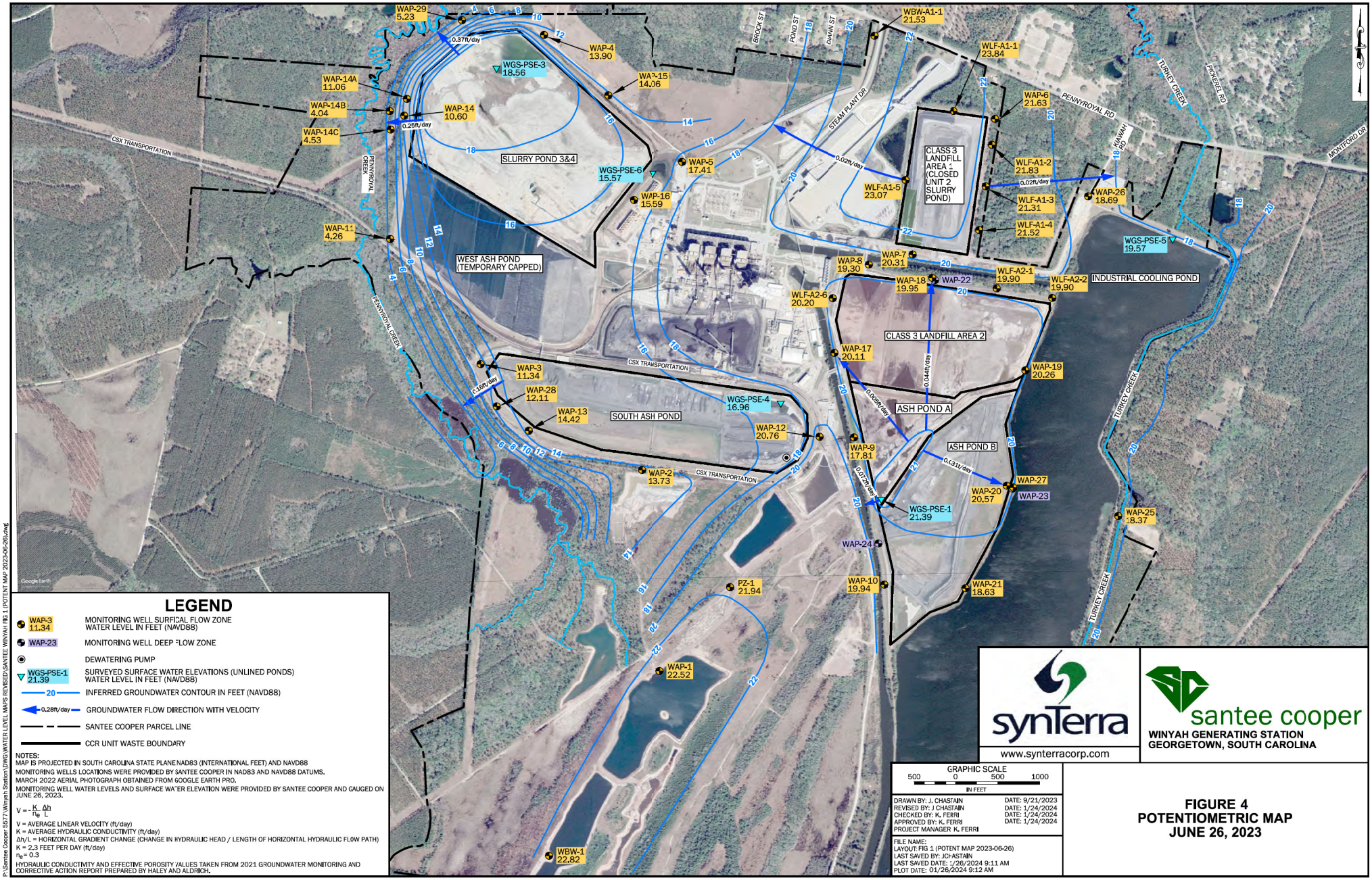

LEGEND

- WAP-3 11.34 — MONITORING WELL SURFICAL FLOW ZONE WATER LEVEL IN FEET (NAVD88)
- WAP-23 — MONITORING WELL DEEP FLOW ZONE
- DEWATERING PUMP
- WGS-PSE-1 21.39 — SURVEYED SURFACE WATER ELEVATIONS (UNLINED PONDS) WATER LEVEL IN FEET (NAVD88)
- 20 — INFERRED GROUNDWATER CONTOUR IN FEET (NAVD88)
- 0.28ft/day — GROUNDWATER FLOW DIRECTION WITH VELOCITY
- SANTEE COOPER PARCEL LINE
- CCR UNIT WASTE BOUNDARY

NOTES:
MAP IS PROJECTED IN SOUTH CAROLINA STATE PLANE NAD83 (INTERNATIONAL FEET) AND NAVD88
MONITORING WELLS LOCATIONS WERE PROVIDED BY SANTEE COOPER IN NAD83 AND NAVD88 DATUMS.
MARCH 2022 AERIAL PHOTOGRAPH OBTAINED FROM GOOGLE EARTH PRO.
MONITORING WELL WATER LEVELS AND SURFACE WATER ELEVATION WERE PROVIDED BY SANTEE COOPER AND GAUGED ON JUNE 26, 2023.

$V = -\frac{K}{n_e}\frac{\Delta h}{L}$

V = AVERAGE LINEAR VELOCITY (ft/day)
K = AVERAGE HYDRAULIC CONDUCTIVITY (ft/day)
Δh/L = HORIZONTAL GRADIENT CHANGE (CHANGE IN HYDRAULIC HEAD / LENGTH OF HORIZONTAL HYDRAULIC FLOW PATH)
K = 2.3 FEET PER DAY (ft/day)
n_e = 0.3
HYDRAULIC CONDUCTIVITY AND EFFECTIVE POROSITY VALUES TAKEN FROM 2021 GROUNDWATER MONITORING AND CORRECTIVE ACTION REPORT PREPARED BY HALEY AND ALDRICH.

synTerra
www.synterracorp.com

santee cooper
WINYAH GENERATING STATION
GEORGETOWN, SOUTH CAROLINA

GRAPHIC SCALE
500 0 500 1000
IN FEET

DRAWN BY: J. CHASTAIN	DATE: 9/21/2023
REVISED BY: J CHASTAIN	DATE: 1/24/2024
CHECKED BY: K. FERRI	DATE: 1/24/2024
APPROVED BY: K. FERRI	DATE: 1/24/2024
PROJECT MANAGER K. FERRI	

FILE NAME:
LAYOUT: FIG 1 (POTENT MAP 2023-06-26)
LAST SAVED BY: JCHASTAIN
LAST SAVED DATE: 1/26/2024 9:11 AM
PLOT DATE: 01/26/2024 9:12 AM

FIGURE 4
POTENTIOMETRIC MAP
JUNE 26, 2023

P:\Santee Cooper 5977\Winyah Station\DWG\WATER LEVEL MAPS REVISED\SANTEE WINYAH FIG 1 (POTENT MAP 2023-06-26).dwg

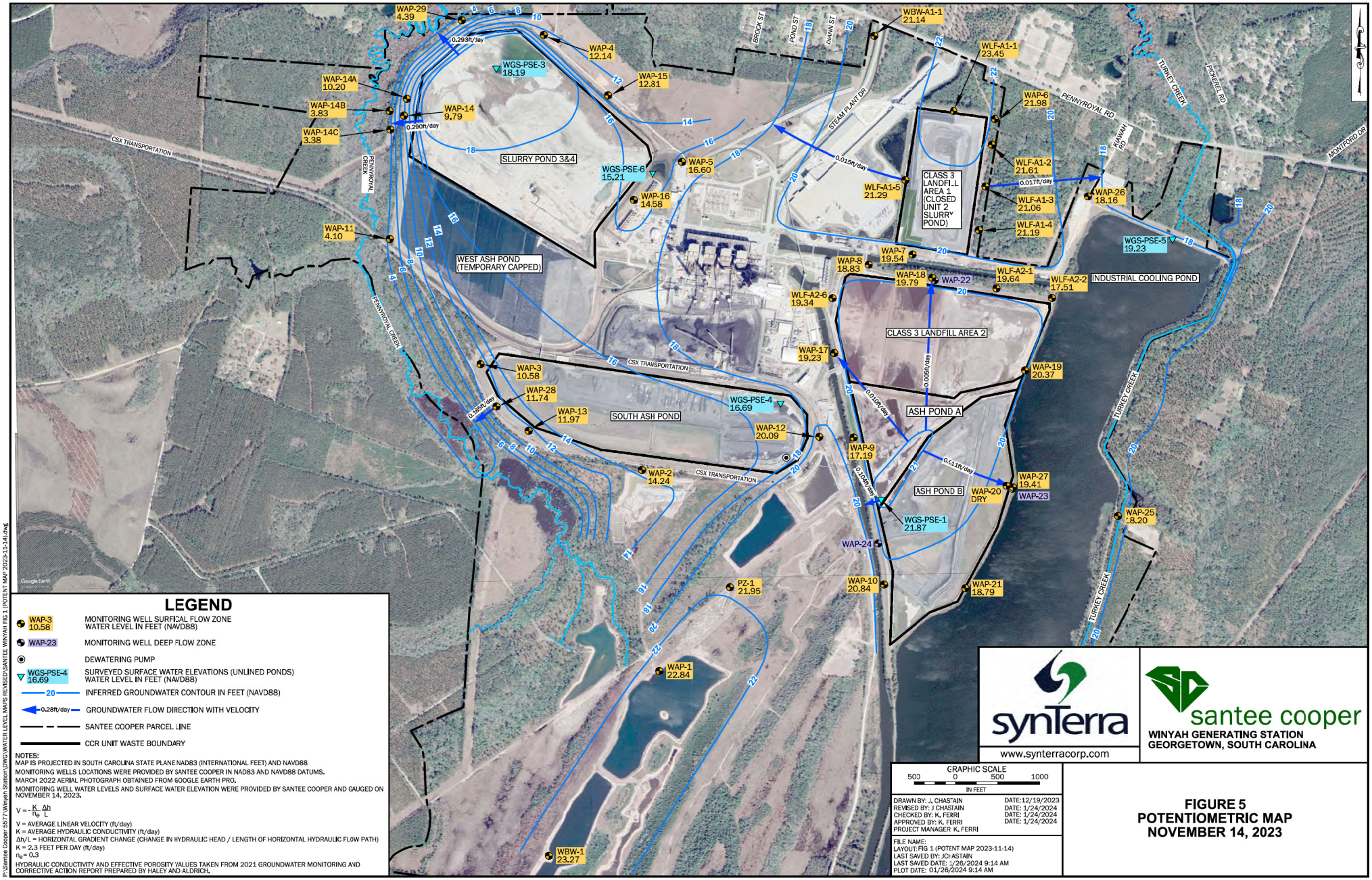

LEGEND

- WAP-3 10.58 — MONITORING WELL SURFICAL FLOW ZONE WATER LEVEL IN FEET (NAVD88)
- WAP-23 — MONITORING WELL DEEP FLOW ZONE
- DEWATERING PUMP
- WGS-PSE-4 16.69 — SURVEYED SURFACE WATER ELEVATIONS (UNLINED PONDS) WATER LEVEL IN FEET (NAVD88)
- 20 — INFERRED GROUNDWATER CONTOUR IN FEET (NAVD88)
- 0.28ft/day — GROUNDWATER FLOW DIRECTION WITH VELOCITY
- SANTEE COOPER PARCEL LINE
- CCR UNIT WASTE BOUNDARY

NOTES:
MAP IS PROJECTED IN SOUTH CAROLINA STATE PLANE NAD83 (INTERNATIONAL FEET) AND NAVD88
MONITORING WELLS LOCATIONS WERE PROVIDED BY SANTEE COOPER IN NAD83 AND NAVD88 DATUMS.
MARCH 2022 AERIAL PHOTOGRAPH OBTAINED FROM GOOGLE EARTH PRO.
MONITORING WELL WATER LEVELS AND SURFACE WATER ELEVATION WERE PROVIDED BY SANTEE COOPER AND GAUGED ON NOVEMBER 14, 2023.

$$V = -\frac{K}{n_e}\frac{\Delta h}{L}$$

V = AVERAGE LINEAR VELOCITY (ft/day)
K = AVERAGE HYDRAULIC CONDUCTIVITY (ft/day)
$\Delta h/L$ = HORIZONTAL GRADIENT CHANGE (CHANGE IN HYDRAULIC HEAD / LENGTH OF HORIZONTAL HYDRAULIC FLOW PATH)
K = 2.3 FEET PER DAY (ft/day)
n_e = 0.3
HYDRAULIC CONDUCTIVITY AND EFFECTIVE POROSITY VALUES TAKEN FROM 2021 GROUNDWATER MONITORING AND CORRECTIVE ACTION REPORT PREPARED BY HALEY AND ALDRICH.

synTerra
www.synterracorp.com

santee cooper
WINYAH GENERATING STATION
GEORGETOWN, SOUTH CAROLINA

GRAPHIC SCALE
500 0 500 1000
IN FEET

DRAWN BY: J. CHASTAIN DATE:12/19/2023
REVISED BY: J CHASTAIN DATE: 1/24/2024
CHECKED BY: K. FERRI DATE: 1/24/2024
APPROVED BY: K. FERRI DATE: 1/24/2024
PROJECT MANAGER K. FERRI

FILE NAME:
LAYOUT: FIG 1 (POTENT MAP 2023-11-14)
LAST SAVED BY: JCHASTAIN
LAST SAVED DATE: 1/26/2024 9:14 AM
PLOT DATE: 01/26/2024 9:14 AM

FIGURE 5
POTENTIOMETRIC MAP
NOVEMBER 14, 2023

P:\Santee Cooper 5577\Winyah Station\DWG\WATER LEVEL MAPS REVISED\SANTEE WINYAH FIG 1 (POTENT MAP 2023-11-14).dwg

Appendix A – Statistical Analysis

HALEY & ALDRICH, INC.
400 Augusta Street
Suite 100
Greenville, SC 29601
864.214.8750

TECHNICAL MEMORANDUM

August 27, 2023
File No. 132892-100-008-02

SUBJECT: Statistical Evaluation of the February 2023 Semiannual Groundwater Assessment Monitoring Data, Winyah Generating Station, South Ash Pond

Pursuant to Title 40 Code of Federal Regulations (40 CFR) §257.93 and §257.95 (Rule), this memorandum summarizes the statistical evaluation of the groundwater analytical results obtained for the February 2023 semiannual assessment monitoring event for the Winyah Generating Station (WGS) South Ash Pond. Data for this groundwater sampling event were validated on May 30, 2023 by Santee Cooper.

BACKGROUND

The WGS South Ash Pond ceased receipt of all coal combustion residual (CCR) and non-CCR wastewater inflows prior to April 11, 2021. Closure by excavation and removal of CCR is currently underway.

Recent analytical testing results were evaluated to determine if statistically significant levels (SSLs) exist above Groundwater Protection Standards (GWPS) of Appendix IV groundwater monitoring constituents. Using interwell evaluations, data from the semiannual sampling event for downgradient monitoring wells were compared to the GWPS established from background well data.

STATISTICAL EVALUATION

The Rule provides four specific options to statistically evaluate whether water quality downgradient of the CCR Unit (§257.93(f) (1-4)) represents a SSL of Appendix IV parameters above the GWPS. The selected statistical method used for these evaluations is the tolerance limit (TL). This statistical method was certified by Haley & Aldrich, Inc. on October 14, 2017.

An interwell evaluation was used for statistical analysis, which compares the most recent values from downgradient compliance wells against a background dataset composed of upgradient well data. The TL method was used to evaluate potential SSLs above GWPS. The GWPS for each of the Appendix IV constituents has been set equal to the highest value of the maximum contaminant level, regional screening level (RSL), or site background concentration. Compliance well data from the most recent groundwater sampling event were compared to the corresponding GWPS to determine if a SSL existed. Statistical analysis results are presented in Table I.

As part of the TL procedure, a concentration limit for each constituent is established from the distribution of the background data with a minimum 95 percent confidence level. The upper endpoint of a tolerance interval is called the upper tolerance limit (UTL). Depending on the assumed distribution of

background data, parametric or non-parametric procedures were used to develop the UTL. Parametric procedures use assumed distributions of the sample background data to development the limits, whereas non-parametric limits use order statistics or bootstrap methods. If all background data are non-detect, a maximum reporting limit may serve as an appropriate UTL.

If an Appendix IV constituent concentration from the event was above the GWPS, the lower confidence limit (LCL) for the downgradient well constituent was used to evaluate the presence of a SSL. The LCL is the lower end of the confidence interval range, which is an estimated concentration range intended to contain the true mean or median of the population from which the sample is drawn. The confidence interval range is designed to locate the true population mean or median with a high degree of statistical confidence.

After testing for outliers, the UTLs were calculated from the background dataset to evaluate whether removal of data was necessary based on sampling or measurement discrepancies. Both visual and statistical outlier tests for the background data were performed.[1] A visual inspection of the data was performed using distribution plots for the downgradient sample data. Based on our review, no sample data were identified as outliers that warranted removal from the dataset.

The background well (WAP-1 and WBW-1) analytical results from previous events were combined to calculate the UTL for each detected Appendix IV constituent. Variability and distribution of the pooled dataset were reviewed to establish the method for UTL calculation.

Per the document *Statistical Analysis of Groundwater Monitoring Data at RCRA Facilities, Unified Guidance, March 2009* (the Unified Guidance), background concentrations were based on statistical evaluation of analytical results collected through February 2023 and updated in the Chemstat output. The background dataset will be updated in Table 1 again after four additional data points are collected (second semiannual event of 2023) in accordance with the Unified Guidance.

TREND ANALYSIS

Mann-Kendall trend analyses were performed on datasets of sufficient sample size. Results of the trend analysis are included on Table I. In summary, compliance wells with trends analyzed are identified as stable or decreasing. It is important to note that increasing trends are not part of the comparison criteria for triggering a SSL. Trend analysis will continue to be used to monitor and evaluate concentrations in the context of overall site conditions.

RESULTS OF APPENDIX IV DOWNGRADIENT STATISTICAL COMPARISONS

As stated, Appendix IV constituent detections from downgradient well samples were compared to their respective GWPS (Table I). Based on previous compliance sampling data and statistical evaluations, interwell comparisons were used. Consistent with previous results, SSLs were not identified.

[1] Visual and statistical outlier tests for background data were performed using Chemstat 6.3.0.0 and U.S. Environmental Protection Agency's ProUCL 5.1 software.

Because arsenic and cobalt were identified above the GWPS in WAP-02, the LCL was calculated for each, and the resulting concentrations were not SSLs. The concentrations are attributed to the closure-by-removal construction activities currently underway. Concentrations should decrease once closure is complete and groundwater equilibrium is restored. The expected date for completing CCR removal for the South Ash Pond is 2025. Groundwater trends will continue to be monitored during future sampling events.

Enclosures:

Table I – WGS South Ash Pond February 2023 Semiannual Assessment Monitoring Data

TABLE

TABLE I
WGS SOUTH ASH POND
FEBRUARY 2023 SEMIANNUAL ASSESSMENT MONITORING DATA

																		Inter-well Analysis					GWPS		
Location Id	Frequency of Detection	Percent Non-Detects	Range of Non-Detect	Mean	50th Percentile (Median)	95th Percentile	Maximum Detect	Variance	Standard Deviation	Coefficient of Variance	CCR MCL/RSL	Report Result Unit	Detection Exceedances (Y/N)	Number of Detection Exceedances	Number of Non-Detection Exceedances	Outlier Presence	Outlier Removed	Trend	Distribution	February 2023 Concentration	Detect?	95% LCL	Upper Tolerance Limit	SSI	GWPS (Higher of MCL/RSL or Background Limit)	Exceedance above GWPS at Individual Well	SSL
CCR Appendix-IV: Antimony, Total (mg/L)																											
WBW-1	0/17	100%	0.005-0.025	0.00618	0.005	0.009		0.00002353	0.004851	0.7854	0.006	mg/L	N	0	1	NA	NA	NA	NA				0.025		0.025		
WAP-01	0/17	100%	0.002-0.025	0.006	0.005	0.009		0.0000245	0.00495	0.825	0.006	mg/L	N	0	1	NA	NA	NA									
WAP-02	0/15	100%	0.002-0.025	0.00613	0.005	0.011		0.00002784	0.005276	0.8602	0.006	mg/L	N	0	1	NA	NA	NA		0.005	N			N			No
WAP-03	0/15	100%	0.002-0.025	0.00613	0.005	0.011		0.00002784	0.005276	0.8602	0.006	mg/L	N	0	1	NA	NA	NA		0.005	N			N			No
WAP-12	0/15	100%	0.002-0.025	0.00613	0.005	0.011		0.00002784	0.005276	0.8602	0.006	mg/L	N	0	1	NA	NA	NA		0.005	N			N			No
WAP-13	0/15	100%	0.002-0.025	0.00613	0.005	0.011		0.00002784	0.005276	0.8602	0.006	mg/L	N	0	1	NA	NA	NA		0.005	N			N			No
CCR Appendix-IV: Arsenic, Total (mg/L)																											
WBW-1	0/19	100%	0.003-0.005	0.00447	0.005	0.005		8.187E-07	0.0009048	0.2023	0.01	mg/L	N	0	0	NA	NA	NA	Non-parametric				0.008		0.010		
WAP-01	3/21	86%	0.003-0.005	0.00507	0.005	0.0072	0.0083	0.000001181	0.001087	0.2143	0.01	mg/L	N	0	0	Yes	No	NA									
WAP-02	2/20	90%	0.003-0.005	0.00602	0.005	0.01568	0.021	0.0000187	0.004325	0.7184	0.01	mg/L	Y	2	0	Yes	No	NA		0.015	Y	0.005		Y			No
WAP-03	0/20	100%	0.003-0.005	0.0046	0.005	0.005		6.737E-07	0.0008208	0.1784	0.01	mg/L	N	0	0	NA	NA	NA		0.005	N			N			No
WAP-12	5/16	69%	0.003-0.03	0.00655	0.005	0.01365	0.0082	0.00004076	0.006384	0.9748	0.01	mg/L	N	0	1	Yes	No	Stable		0.003	N			N			No
WAP-13	3/16	81%	0.003-0.005	0.00489	0.005	0.007075	0.0103	0.000002994	0.00173	0.3536	0.01	mg/L	Y	1	0	Yes	No	Stable		0.003	N			N			No
CCR Appendix-IV: Barium, Total (mg/L)																											
WBW-1	19/19	0%	-	0.0164	0.015	0.03293	0.044	0.00007919	0.008899	0.5423	2	mg/L	N	0	0	Yes	No	Stable	Non-parametric				0.094		2.000		
WAP-01	21/21	0%	-	0.0375	0.0399	0.081	0.094	0.0006605	0.0257	0.6851	2	mg/L	N	0	0	No	No	Increasing									
WAP-02	21/21	0%	-	0.294	0.31	0.417	0.436	0.009166	0.09574	0.3257	2	mg/L	N	0	0	Yes	No	Stable		0.144	Y			Y			No
WAP-03	21/21	0%	-	0.085	0.078	0.157	0.16	0.001435	0.03788	0.4458	2	mg/L	N	0	0	No	No	Stable		0.139	Y			Y			No
WAP-12	19/19	0%	-	0.0381	0.036	0.05568	0.0627	0.0001711	0.01308	0.3431	2	mg/L	N	0	0	No	No	Decreasing		0.036	Y			N			No
WAP-13	19/19	0%	-	0.267	0.27	0.322	0.34	0.001149	0.03389	0.1269	2	mg/L	N	0	0	Yes	No	Stable		0.305	Y			Y			No
CCR Appendix-IV: Beryllium, Total (mg/L)																											
WBW-1	0/17	100%	0.0005-0.0005	0.0005	0.0005	0.0005		0	0	0	0.004	mg/L	N	0	0	NA	NA	NA	NA				0.0005		0.004		
WAP-01	0/17	100%	0.0005-0.0005	0.0005	0.0005	0.0005		0	0	0	0.004	mg/L	N	0	0	NA	NA	NA									
WAP-02	1/15	93%	0.0005-0.0005	0.00058	0.0005	0.00086	0.0017	0.000000096	0.0003098	0.5342	0.004	mg/L	N	0	0	NA	NA	NA		0.0017	Y			Y			No
WAP-03	0/15	100%	0.0005-0.0005	0.0005	0.0005	0.0005		0	0	0	0.004	mg/L	N	0	0	NA	NA	NA		0.0005	N			N			No
WAP-12	1/15	93%	0.0005-0.005	0.00081	0.0005	0.001955	0.00065	0.000001345	0.00116	1.432	0.004	mg/L	N	0	1	No	No	NA		0.0005	N			N			No
WAP-13	0/15	100%	0.0005-0.0005	0.0005	0.0005	0.0005		0	0	0	0.004	mg/L	N	0	0	NA	NA	NA		0.0005	N			N			No
CCR Appendix-IV: Cadmium, Total (mg/L)																											
WBW-1	0/18	100%	0.0005-0.0005	0.0005	0.0005	0.0005		0	0	0	0.005	mg/L	N	0	0	NA	NA	NA	NA				0.0005		0.005		
WAP-01	0/20	100%	0.0005-0.0005	0.0005	0.0005	0.0005		0	0	0	0.005	mg/L	N	0	0	NA	NA	NA									
WAP-02	0/20	100%	0.0005-0.002	0.000575	0.0005	0.000575		1.125E-07	0.0003354	0.5833	0.005	mg/L	N	0	0	NA	NA	NA		0.0005	N			N			No
WAP-03	0/20	100%	0.0005-0.002	0.000575	0.0005	0.000575		1.125E-07	0.0003354	0.5833	0.005	mg/L	N	0	0	NA	NA	NA		0.0005	N			N			No
WAP-12	0/16	100%	0.0005-0.005	0.000875	0.0005	0.00275		0.00000135	0.001162	1.328	0.005	mg/L	N	0	0	NA	NA	NA		0.0005	N			N			No
WAP-13	0/16	100%	0.0005-0.002	0.000594	0.0005	0.000875		1.406E-07	0.000375	0.6316	0.005	mg/L	N	0	0	NA	NA	NA		0.0005	N			N			No
CCR Appendix-IV: Chromium, Total (mg/L)																											
WBW-1	1/18	94%	0.005-0.005	0.005	0.005	0.005	0.005	3.189E-21	5.647E-11	1.129E-08	0.1	mg/L	N	0	0	No	No	NA	Non-parametric				0.005		0.100		
WAP-01	0/20	100%	0.005-0.005	0.005	0.005	0.005		0	0	0	0.1	mg/L	N	0	0	NA	NA	NA									
WAP-02	0/20	100%	0.005-0.01	0.00525	0.005	0.00525		0.00000125	0.001118	0.213	0.1	mg/L	N	0	0	NA	NA	NA		0.005	N			N			No
WAP-03	0/20	100%	0.005-0.01	0.00525	0.005	0.00525		0.00000125	0.001118	0.213	0.1	mg/L	N	0	0	NA	NA	NA		0.005	N			N			No
WAP-12	0/16	100%	0.005-0.05	0.00812	0.005	0.02		0.0001263	0.01124	1.383	0.1	mg/L	N	0	0	NA	NA	NA		0.005	N			N			No
WAP-13	0/16	100%	0.005-0.01	0.00531	0.005	0.00625		0.000001562	0.00125	0.2353	0.1	mg/L	N	0	0	NA	NA	NA		0.005	N			N			No
CCR Appendix-IV: Cobalt, Total (mg/L)																											
WBW-1	4/19	79%	0.0005-0.0005	0.0012	0.0005	0.003673	0.00838	0.000003557	0.001886	1.568	0.006	mg/L	Y	1	0	Yes	No	NA	Non-parametric				0.0084		0.008		
WAP-01	6/19	68%	0.0005-0.0005	0.000716	0.0005	0.00151	0.0016	1.585E-07	0.0003981	0.5558	0.006	mg/L	N	0	0	No	No	NA									
WAP-02	1/16	94%	0.0005-0.0005	0.00156	0.0005	0.00475	0.0175	0.00001806	0.00425	2.72	0.006	mg/L	Y	1	0	NA	NA	NA		0.0175	Y	0.0005		Y			No
WAP-03	7/16	56%	0.0005-0.0005	0.000818	0.0005	0.001975	0.0025	3.226E-07	0.0005679	0.6944	0.006	mg/L	N	0	0	Yes	No	Stable		0.0005	N			N			No
WAP-12	7/16	56%	0.0005-0.0005	0.000998	0.0005	0.002642	0.00505	0.000001336	0.001156	1.158	0.006	mg/L	N	0	0	Yes	No	Stable		0.0018	Y			N			No
WAP-13	10/16	38%	0.0005-0.0005	0.0006	0.0005575	0.0008775	0.00111	2.479E-08	0.0001574	0.2626	0.006	mg/L	N	0	0	Yes	No	Stable		0.0006	Y			N			No
CCR Appendix-IV: Fluoride (mg/L)																											
WBW-1	1/20	95%	0.1-0.1	0.1	0.1	0.1	0.1	1.461E-18	1.209E-09	1.209E-08	4	mg/L	N	0	0	No	No	NA	Non-parametric				0.140		4.00		
WAP-01	2/20	90%	0.1-0.1	0.104	0.1	0.1305	0.14	0.0001187	0.01089	0.1053	4	mg/L	N	0	0	No	No	NA									
WAP-02	2/20	90%	0.1-0.1	0.111	0.1	0.147	0.28	0.001662	0.04077	0.3673	4	mg/L	N	0	0	No	No	Stable		0.28	Y			Y			No
WAP-03	12/20	40%	0.1-0.1	0.133	0.115	0.2105	0.22	0.001672	0.04089	0.3086	4	mg/L	N	0	0	No	No	Stable		0.12	Y			N			No
WAP-12	1/20	95%	0.1-0.1	0.103	0.1	0.103	0.16	0.00018	0.01342	0.1303	4	mg/L	N	0	0	No	No	Stable		0.10	N			N			No
WAP-13	5/20	75%	0.1-0.1	0.116	0.1	0.2005	0.21	0.001152	0.03393	0.2925	4	mg/L	N	0	0	No	No	Stable		0.13	Y			N			No
CCR Appendix-IV: Lead, Total (mg/L)																											
WBW-1	0/18	100%	0.001-0.01	0.00233	0.001	0.01		0.000008176	0.002859	1.225	0.015	mg/L	N	0	0	NA	NA	NA	Non-parametric				0.0100		0.015		
WAP-01	4/20	80%	0.001-0.01	0.00199	0.001	0.004812	0.00456	0.000004402	0.002098	1.053	0.015	mg/L	N	0	0	Yes	No	Stable									
WAP-02	0/20	100%	0.001-0.0025	0.00135	0.001	0.0025		3.974E-07	0.0006304	0.4669	0.015	mg/L	N	0	0	NA	NA	NA		0.001	N			N			No
WAP-03	0/20	100%	0.001-0.0025	0.00135	0.001	0.0025		3.974E-07	0.0006304	0.4669	0.015	mg/L	N	0	0	NA	NA	NA		0.001	N			N			No
WAP-12	0/16	100%	0.001-0.025	0.00341	0.001	0.01375		0.00003814	0.006176	1.813	0.015	mg/L	N	0	1	NA	NA	NA		0.003	N			N			No
WAP-13	0/16	100%	0.001-0.01	0.002	0.001	0.004375		0.000005	0.002236	1.118	0.015	mg/L	N	0	0	NA	NA	NA		0.003	N			N			No

TABLE I
WGS SOUTH ASH POND
FEBRUARY 2023 SEMIANNUAL ASSESSMENT MONITORING DATA

																			Inter-well Analysis					GWPS		
Location Id	Frequency of Detection	Percent Non-Detects	Range of Non-Detect	Mean	50th Percentile (Median)	95th Percentile	Maximum Detect	Variance	Standard Deviation	Coefficient of Variance	CCR MCL/RSL	Report Result Unit	Detection Exceedances (Y/N)	Number of Detection Exceedances	Number of Non-Detection Exceedances	Outlier Presence	Outlier Removed	Trend	Distribution	February 2023 Concentration	Detect?	95% LCL	Upper Tolerance Limit	SSI	GWPS (Higher of MCL/RSL or Background Limit)	Exceedance above GWPS at Individual Well	SSL
CCR Appendix-IV: Lithium, Total (mg/L)																											
WBW-1	0/19	100%	0.005-0.01	0.00947	0.01	0.01		0.000002485	0.001577	0.1664	0.04	mg/L	N	0	0	NA	NA	NA	Non-parametric				0.012		0.040		
WAP-01	1/19	95%	0.005-0.01	0.00956	0.01	0.01016	0.0116	0.000002714	0.001647	0.1724	0.04	mg/L	N	0	0	Yes	No	NA									
WAP-02	7/16	56%	0.01-0.01	0.0108	0.01	0.01428	0.016	0.000003923	0.001981	0.1842	0.04	mg/L	N	0	0	Yes	No	Stable		0.014	Y			Y			No
WAP-03	2/16	88%	0.005-0.01	0.00995	0.01	0.01165	0.013	0.00000236	0.001536	0.1544	0.04	mg/L	N	0	0	Yes	No	Stable		0.011	Y			N			No
WAP-12	0/16	100%	0.005-0.05	0.0119	0.01	0.02		0.0001063	0.01031	0.868	0.04	mg/L	N	0	1	NA	NA	NA		0.005	N			N			No
WAP-13	8/16	50%	0.01-0.01	0.0289	0.01095	0.136	0.151	0.001955	0.04422	1.528	0.04	mg/L	Y	2	0	Yes	No	Decreasing		0.014	Y			Y			No
CCR Appendix-IV: Mercury, Total (mg/L)																											
WBW-1	1/17	94%	0.0002-0.0002	0.0002	0.0002	0.0002	0.0002	0	0	0	0.002	mg/L	N	0	0	NA	NA	NA	NA				0.0002		0.0020		
WAP-01	0/17	100%	0.0002-0.0002	0.0002	0.0002	0.0002		0	0	0	0.002	mg/L	N	0	0	NA	NA	NA									
WAP-02	0/15	100%	0.0002-0.0002	0.0002	0.0002	0.0002		0	0	0	0.002	mg/L	N	0	0	NA	NA	NA		0.0002	N			N			No
WAP-03	1/15	93%	0.0002-0.0002	0.000204	0.0002	0.0002177	0.000259	2.321E-10	0.00001523	0.0747	0.002	mg/L	N	0	0	NA	NA	NA		0.0003	Y			Y			No
WAP-12	0/15	100%	0.0002-0.0002	0.0002	0.0002	0.0002		0	0	0	0.002	mg/L	N	0	0	NA	NA	NA		0.0002	N			N			No
WAP-13	0/15	100%	0.0002-0.0002	0.0002	0.0002	0.0002		0	0	0	0.002	mg/L	N	0	0	NA	NA	NA		0.0002	N			N			No
CCR Appendix-IV: Molybdenum, Total (mg/L)																											
WBW-1	0/19	100%	0.005-0.05	0.0118	0.01	0.014		0.0000867	0.009311	0.7863	0.1	mg/L	N	0	0	NA	NA	NA	NA				0.050		0.10		
WAP-01	0/19	100%	0.005-0.01	0.00947	0.01	0.01		0.000002485	0.001577	0.1664	0.1	mg/L	N	0	0	NA	NA	NA									
WAP-02	0/15	100%	0.005-0.01	0.00933	0.01	0.01		0.000003095	0.001759	0.1885	0.1	mg/L	N	0	0	NA	NA	NA		0.005	N			N			No
WAP-03	0/15	100%	0.005-0.01	0.00933	0.01	0.01		0.000003095	0.001759	0.1885	0.1	mg/L	N	0	0	NA	NA	NA		0.005	N			N			No
WAP-12	0/15	100%	0.005-0.01	0.00967	0.01	0.01		0.000001667	0.001291	0.1336	0.1	mg/L	N	0	0	NA	NA	NA		0.010	N			N			No
WAP-13	0/15	100%	0.005-0.01	0.00967	0.01	0.01		0.000001667	0.001291	0.1336	0.1	mg/L	N	0	0	NA	NA	NA		0.010	N			N			No
CCR Appendix-IV: Radium-226 & 228 (pCi/L)																											
WBW-1	12/19	37%	0-4	2.95	4	4.336	4.39	2.362	1.537	0.5207	5	pCi/L	N	0	0	No	No	Stable	Non-parametric				5.97		6.0		
WAP-01	14/19	26%	4-4	3.43	4	5.763	5.97	2.602	1.613	0.4707	5	pCi/L	Y	4	0	No	No	Stable									
WAP-02	20/21	5%	4-4	6.33	6.15	8.5	12.1	4.252	2.062	0.3259	5	pCi/L	Y	17	0	Yes	No	Stable		3.150	Y			N			No
WAP-03	15/19	21%	4-4	3.42	4	4.832	6.56	2.106	1.451	0.4248	5	pCi/L	Y	1	0	No	No	Decreasing		2.510	Y			N			No
WAP-12	19/19	0%	-	4.5	4.4	6.521	6.71	2.443	1.563	0.3476	5	pCi/L	Y	7	0	No	No	Decreasing		1.810	Y			N			No
WAP-13	16/19	16%	4-4	4	4	6.026	6.35	1.38	1.175	0.2935	5	pCi/L	Y	3	0	No	No	Decreasing		1.840	Y			N			No
CCR Appendix-IV: Selenium, Total (mg/L)																											
WBW-1	0/18	100%	0.0025-0.02	0.011	0.01	0.02		0.00002143	0.004629	0.4219	0.05	mg/L	N	0	0	NA	NA	NA	NA				0.020		0.050		
WAP-01	0/20	100%	0.0025-0.02	0.0104	0.01	0.02		0.00001465	0.003828	0.369	0.05	mg/L	N	0	0	NA	NA	NA									
WAP-02	0/20	100%	0.0025-0.02	0.0101	0.01	0.02		0.0000161	0.004013	0.3963	0.05	mg/L	N	0	0	NA	NA	NA		0.010	N			N			No
WAP-03	0/20	100%	0.0025-0.02	0.0101	0.01	0.02		0.0000161	0.004013	0.3963	0.05	mg/L	N	0	0	NA	NA	NA		0.010	N			N			No
WAP-12	0/16	100%	0.0025-0.02	0.0108	0.01	0.02		0.00002643	0.005141	0.4769	0.05	mg/L	N	0	0	NA	NA	NA		0.020	N			N			No
WAP-13	0/16	100%	0.0025-0.02	0.0108	0.01	0.02		0.00002643	0.005141	0.4769	0.05	mg/L	N	0	0	NA	NA	NA		0.020	N			N			No
CCR Appendix-IV: Thallium, Total (mg/L)																											
WBW-1	0/17	100%	0.001-0.001	0.001	0.001	0.001		0	0	0	0.002	mg/L	N	0	0	NA	NA	NA	NA				0.001		0.002		
WAP-01	0/17	100%	0.0001-0.001	0.000947	0.001	0.001		4.765E-08	0.0002183	0.2305	0.002	mg/L	N	0	0	NA	NA	NA									
WAP-02	0/15	100%	0.001-0.001	0.001	0.001	0.001		0	0	0	0.002	mg/L	N	0	0	NA	NA	NA		0.001	N			N			No
WAP-03	0/15	100%	0.001-0.001	0.001	0.001	0.001		0	0	0	0.002	mg/L	N	0	0	NA	NA	NA		0.001	N			N			No
WAP-12	0/15	100%	0.001-0.01	0.0016	0.001	0.0037		0.0000054	0.002324	1.452	0.002	mg/L	N	0	1	NA	NA	NA		0.001	N			N			No
WAP-13	0/15	100%	0.001-0.001	0.001	0.001	0.001		0	0	0	0.002	mg/L	N	0	0	NA	NA	NA		0.001	N			N			No

HALEY & ALDRICH, INC.
400 Augusta Street
Suite 100
Greenville, SC 29601
864.214.8750

TECHNICAL MEMORANDUM

December 19, 2023
File No. 132892-100-008-02

SUBJECT: Statistical Evaluation of the July 2023 Semiannual Groundwater Assessment Monitoring Data, Winyah Generating Station, South Ash Pond

Pursuant to Title 40 Code of Federal Regulations (40 CFR) §257.93 and §257.95 (Rule), this memorandum summarizes the statistical evaluation of the groundwater analytical results obtained for the July 2023 semiannual assessment monitoring event for the Winyah Generating Station (WGS) South Ash Pond. Data for this groundwater sampling event were validated on September 20, 2023 by Santee Cooper.

BACKGROUND

The WGS South Ash Pond ceased receipt of coal combustion residual (CCR) and non-CCR wastewater inflows prior to April 11, 2021. The unit continues in assessment monitoring and closure by excavation and removal of CCR is underway.

Recent analytical testing results were evaluated to determine if statistically significant levels (SSLs) exist above Groundwater Protection Standards (GWPS) of Appendix IV groundwater monitoring constituents. Using interwell evaluations, data from the semiannual sampling event for downgradient monitoring wells were compared to the GWPS established from background well data.

STATISTICAL EVALUATION

The Rule provides four specific options to statistically evaluate whether water quality downgradient of the CCR Unit (§257.93(f) (1-4)) represents a SSL of Appendix IV parameters above the GWPS. The selected statistical method used for these evaluations is the tolerance limit (TL). This statistical method was certified by Haley & Aldrich, Inc. on October 14, 2017.

An interwell evaluation was used for statistical analysis, which compares the most recent values from downgradient compliance wells against a background dataset composed of upgradient well data. The TL method was used to evaluate potential SSLs above GWPS. The GWPS for each of the Appendix IV constituents has been set equal to the highest value of the maximum contaminant level, regional screening level (RSL), or site background concentration. Compliance well data from the most recent groundwater sampling event were compared to the corresponding GWPS to determine if a SSL existed. Statistical analysis results are presented in Table I.

As part of the TL procedure, a concentration limit for each constituent is established from the distribution of the background data with a minimum 95 percent confidence level. The upper endpoint of

a tolerance interval is called the upper tolerance limit (UTL). Depending on the assumed distribution of background data, parametric or non-parametric procedures were used to develop the UTL. Parametric procedures use assumed distributions of the sample background data to development the limits, whereas non-parametric limits use order statistics or bootstrap methods. If all background data are non-detect, a maximum reporting limit may serve as an appropriate UTL.

If an Appendix IV constituent concentration from the event was above the GWPS, the lower confidence limit (LCL) for the downgradient well constituent was used to evaluate the presence of a SSL. The LCL is the lower end of the confidence interval range, which is an estimated concentration range intended to contain the true mean or median of the population from which the sample is drawn. The confidence interval range is designed to locate the true population mean or median with a high degree of statistical confidence.

After testing for outliers, the UTLs were calculated from the background dataset to evaluate whether removal of data was necessary based on sampling or measurement discrepancies. Both visual and statistical outlier tests for the background data were performed.[1] A visual inspection of the data was performed using distribution plots for the downgradient sample data. Based on our review, no sample data were identified as outliers that warranted removal from the dataset.

The background well (WAP-1 and WBW-1) analytical results from previous events were combined to calculate the UTL for each detected Appendix IV constituent. Variability and distribution of the pooled dataset were reviewed to establish the method for UTL calculation.

Per the document *Statistical Analysis of Groundwater Monitoring Data at RCRA Facilities, Unified Guidance, March 2009* (the Unified Guidance), background concentrations were based on statistical evaluation of analytical results collected through July 2023 and updated in the Chemstat output. The background dataset will be updated in Table 1 again after four additional data points are collected (second semiannual event of 2025) in accordance with the Unified Guidance.

TREND ANALYSIS

Mann-Kendall trend analyses were performed on datasets of sufficient sample size. Results of the trend analysis are included on Table I. In summary, compliance wells with trends analyzed are identified as stable or decreasing. It is important to note that increasing trends are not part of the comparison criteria for triggering a SSL. Trend analysis will continue to be used to monitor and evaluate concentrations in the context of overall site conditions.

RESULTS OF APPENDIX IV DOWNGRADIENT STATISTICAL COMPARISONS

[1] Visual and statistical outlier tests for background data were performed using Chemstat 6.3.0.0 and U.S. Environmental Protection Agency's ProUCL 5.1 software.

As stated, Appendix IV constituent detections from downgradient well samples were compared to their respective GWPS (Table I). Based on previous compliance sampling data and statistical evaluations, interwell comparisons were used. Consistent with previous results, SSLs were not identified. Because arsenic and cobalt were identified above the GWPS in WAP-02, the LCL was calculated for each, and the resulting concentrations were not SSLs. Potential reasons for arsenic and cobalt results were evaluated, including investigating the condition of groundwater sampling wells. The concentrations may be attributed the groundwater wells and/or dewatering activities and site conditions resulting from ongoing closure-by-removal construction activities. Concentrations should decrease once closure is complete and groundwater equilibrium is restored. The expected date for completing CCR removal for the South Ash Pond is 2025. Groundwater trends will continue to be monitored during future sampling events.

Enclosures:

Table I – WGS South Ash Pond July 2023 Semiannual Assessment Monitoring Data

TABLE

TABLE I
WGS SOUTH ASH POND
JULY 2023 SEMIANNUAL ASSESSMENT MONITORING DATA

																			Inter-well Analysis						
Location Id	Frequency of Detection	Percent Non-Detects	Range of Non-Detect	Mean	50th Percentile (Median)	95th Percentile	Maximum Detect	Variance	Standard Deviation	Coefficient of Variance	CCR MCL/RSL	Report Result Unit	Detection Exceedances (Y/N)	Number of Detection Exceedances	Number of Non-Detection Exceedances	Outlier Presence	Outlier Removed	Trend	Distribution	July 2023 Concentration	Detect?	LCL	Upper Tolerance Limit	SSI	GWPS (Higher of MCL/RSL or Background Limit)	Exceedance above Background at Individual Well	SSL
CCR Appendix-IV: Antimony, Total (mg/L)																											
WBW-1	0/18	100%	0.005-0.025	0.00611	0.005	0.008		0.00002222	0.004714	0.7714	0.006	mg/L	N	0	1	NA	NA	NA	NA				0.025		0.025		
WAP-01	0/18	100%	0.002-0.025	0.00594	0.005	0.008		0.00002311	0.004808	0.8088	0.006	mg/L	N	0	1	NA	NA	NA									
WAP-02	0/16	100%	0.002-0.025	0.00606	0.005	0.01		0.00002606	0.005105	0.8421	0.006	mg/L	N	0	1	NA	NA	NA		0.005	N			N		N	No
WAP-03	0/16	100%	0.002-0.025	0.00606	0.005	0.01		0.00002606	0.005105	0.8421	0.006	mg/L	N	0	1	NA	NA	NA		0.005	N			N		N	No
WAP-12	0/16	100%	0.002-0.025	0.00606	0.005	0.01		0.00002606	0.005105	0.8421	0.006	mg/L	N	0	1	NA	NA	NA		0.005	N			N		N	No
WAP-13	0/16	100%	0.002-0.025	0.00606	0.005	0.01		0.00002606	0.005105	0.8421	0.006	mg/L	N	0	1	NA	NA	NA		0.005	N			N		N	No
CCR Appendix-IV: Arsenic, Total (mg/L)																											
WBW-1	0/20	100%	0.003-0.005	0.0044	0.005	0.005		8.842E-07	0.0009403	0.2137	0.01	mg/L	N	0	0	NA	NA	NA	Non-parametric				0.0085		0.010		
WAP-01	4/22	82%	0.003-0.005	0.00523	0.005	0.008245	0.0085	0.000001659	0.001288	0.2464	0.01	mg/L	N	0	0	Yes	No	NA									
WAP-02	4/22	82%	0.003-0.005	0.0108	0.005	0.04447	0.0712	0.0002704	0.01644	1.525	0.01	mg/L	Y	4	0	Yes	No	NA		0.071	Y	0.005		Y		N	No
WAP-03	0/21	100%	0.003-0.005	0.00452	0.005	0.005		7.619E-07	0.0008729	0.193	0.01	mg/L	N	0	0	NA	NA	NA		0.003	N			N		N	No
WAP-12	5/17	71%	0.003-0.03	0.00634	0.005	0.01256	0.0082	0.00003895	0.006241	0.9844	0.01	mg/L	N	0	1	Yes	No	Stable		0.003	N			N		N	No
WAP-13	3/17	82%	0.003-0.005	0.00478	0.005	0.00686	0.0103	0.000003018	0.001737	0.3632	0.01	mg/L	Y	1	0	Yes	No	Stable		0.003	N			N		N	No
CCR Appendix-IV: Barium, Total (mg/L)																											
WBW-1	20/20	0%	-	0.0183	0.015	0.04447	0.0534	0.0001434	0.01198	0.6559	2	mg/L	N	0	0	Yes	No	Stable	Non-parametric				0.094		2.000		
WAP-01	22/22	0%	-	0.0393	0.04165	0.08081	0.094	0.0007003	0.02646	0.6731	2	mg/L	N	0	0	No	No	Increasing									
WAP-02	22/22	0%	-	0.289	0.3095	0.4146	0.436	0.009331	0.0966	0.3345	2	mg/L	N	0	0	Yes	No	Stable		0.179	Y			Y		N	No
WAP-03	22/22	0%	-	0.0902	0.07975	0.1599	0.2	0.001968	0.04436	0.4918	2	mg/L	N	0	0	No	No	Increasing		0.200	Y			Y		N	No
WAP-12	20/20	0%	-	0.0373	0.035	0.05529	0.0627	0.0001757	0.01325	0.3555	2	mg/L	N	0	0	No	No	Decreasing		0.022	Y			N		N	No
WAP-13	20/20	0%	-	0.267	0.27	0.321	0.34	0.001089	0.03299	0.1235	2	mg/L	N	0	0	Yes	No	Stable		0.270	Y			Y		N	No
CCR Appendix-IV: Beryllium, Total (mg/L)																											
WBW-1	0/18	100%	0.0005-0.0005	0.0005	0.0005	0.0005		0	0	0	0.004	mg/L	N	0	0	NA	NA	NA	NA				0.0005		0.004		
WAP-01	0/18	100%	0.0005-0.0005	0.0005	0.0005	0.0005		0	0	0	0.004	mg/L	N	0	0	NA	NA	NA									
WAP-02	2/16	88%	0.0005-0.0005	0.000579	0.0005	0.0008525	0.0017	8.961E-08	0.0002993	0.5167	0.004	mg/L	N	0	0	NA	NA	NA		0.0006	Y			Y		N	No
WAP-03	0/16	100%	0.0005-0.0005	0.0005	0.0005	0.0005		0	0	0	0.004	mg/L	N	0	0	NA	NA	NA		0.0005	N			N		N	No
WAP-12	1/16	94%	0.0005-0.005	0.000791	0.0005	0.001737	0.00065	0.000001261	0.001123	1.421	0.004	mg/L	N	0	1	No	No	NA		0.0005	N			N		N	No
WAP-13	0/16	100%	0.0005-0.0005	0.0005	0.0005	0.0005		0	0	0	0.004	mg/L	N	0	0	NA	NA	NA		0.0005	N			N		N	No
CCR Appendix-IV: Cadmium, Total (mg/L)																											
WBW-1	0/19	100%	0.0005-0.0005	0.0005	0.0005	0.0005		0	0	0	0.005	mg/L	N	0	0	NA	NA	NA	NA				0.0005		0.005		
WAP-01	0/21	100%	0.0005-0.0005	0.0005	0.0005	0.0005		0	0	0	0.005	mg/L	N	0	0	NA	NA	NA									
WAP-02	0/21	100%	0.0005-0.002	0.000571	0.0005	0.0005		1.071E-07	0.0003273	0.5728	0.005	mg/L	N	0	0	NA	NA	NA		0.0005	N			N		N	No
WAP-03	0/21	100%	0.0005-0.002	0.000571	0.0005	0.0005		1.071E-07	0.0003273	0.5728	0.005	mg/L	N	0	0	NA	NA	NA		0.0005	N			N		N	No
WAP-12	0/17	100%	0.0005-0.005	0.000853	0.0005	0.0026		0.000001274	0.001129	1.323	0.005	mg/L	N	0	0	NA	NA	NA		0.0005	N			N		N	No
WAP-13	0/17	100%	0.0005-0.002	0.000588	0.0005	0.0008		1.324E-07	0.0003638	0.6185	0.005	mg/L	N	0	0	NA	NA	NA		0.0005	N			N		N	No
CCR Appendix-IV: Chromium, Total (mg/L)																											
WBW-1	1/19	95%	0.005-0.005	0.005	0.005	0.005	0.005	0	0	0	0.1	mg/L	N	0	0	No	No	NA	Non-parametric				0.0050		0.100		
WAP-01	0/21	100%	0.005-0.005	0.005	0.005	0.005		0	0	0	0.1	mg/L	N	0	0	NA	NA	NA									
WAP-02	0/21	100%	0.005-0.01	0.00524	0.005	0.005		0.00000119	0.001091	0.2083	0.1	mg/L	N	0	0	NA	NA	NA		0.005	N			N		N	No
WAP-03	0/21	100%	0.005-0.01	0.00524	0.005	0.005		0.00000119	0.001091	0.2083	0.1	mg/L	N	0	0	NA	NA	NA		0.005	N			N		N	No
WAP-12	0/17	100%	0.005-0.05	0.00794	0.005	0.018		0.0001189	0.01091	1.373	0.1	mg/L	N	0	0	NA	NA	NA		0.005	N			N		N	No
WAP-13	0/17	100%	0.005-0.01	0.00529	0.005	0.006		0.000001471	0.001213	0.2291	0.1	mg/L	N	0	0	NA	NA	NA		0.005	N			N		N	No
CCR Appendix-IV: Cobalt, Total (mg/L)																											
WBW-1	5/20	75%	0.0005-0.0005	0.00124	0.0005	0.003412	0.00838	0.000003401	0.001844	1.484	0.006	mg/L	Y	1	0	Yes	No	NA	Non-parametric				0.0084		0.008		
WAP-01	7/20	65%	0.0005-0.0005	0.00071	0.0005	0.001505	0.0016	1.509E-07	0.0003885	0.5469	0.006	mg/L	N	0	0	No	No	Increasing									
WAP-02	2/17	88%	0.0005-0.0005	0.00175	0.0005	0.00726	0.0175	0.00001751	0.004185	2.395	0.006	mg/L	Y	1	0	NA	NA	NA		0.0047	Y			N		N	No
WAP-03	7/17	59%	0.0005-0.0005	0.000799	0.0005	0.00194	0.0025	3.083E-07	0.0005553	0.6948	0.006	mg/L	N	0	0	Yes	No	Stable		0.0005	N			N		N	No
WAP-12	8/17	53%	0.0005-0.0005	0.000993	0.0005	0.002482	0.00505	0.000001252	0.001119	1.126	0.006	mg/L	N	0	0	Yes	No	Stable		0.0009	Y			N		N	No
WAP-13	11/17	35%	0.0005-0.0005	0.000594	0.000555	0.000862	0.00111	2.382E-08	0.0001543	0.2599	0.006	mg/L	N	0	0	Yes	No	Stable		0.0005	Y			N		N	No
CCR Appendix-IV: Fluoride (mg/L)																											
WBW-1	1/21	95%	0.1-0.1	0.1	0.1	0.1	0.1	1.388E-18	1.178E-09	1.178E-08	4	mg/L	N	0	0	No	No	NA	Non-parametric				0.140		4.00		
WAP-01	2/21	90%	0.1-0.1	0.103	0.1	0.13	0.14	0.0001133	0.01065	0.103	4	mg/L	N	0	0	No	No	NA									
WAP-02	3/21	86%	0.1-0.1	0.111	0.1	0.14	0.28	0.001579	0.03974	0.3581	4	mg/L	N	0	0	Yes	No	NA		0.11	Y			N		N	No
WAP-03	13/21	38%	0.1-0.1	0.131	0.11	0.21	0.22	0.001639	0.04049	0.3092	4	mg/L	N	0	0	No	No	Stable		0.10	Y			N		N	No
WAP-12	1/21	95%	0.1-0.1	0.103	0.1	0.1	0.16	0.0001714	0.01309	0.1273	4	mg/L	N	0	0	No	No	NA		0.10	N			N		N	No
WAP-13	6/21	71%	0.1-0.1	0.116	0.1	0.2	0.21	0.001095	0.03309	0.2848	4	mg/L	N	0	0	No	No	NA		0.12	Y			N		N	No
CCR Appendix-IV: Lead, Total (mg/L)																											
WBW-1	0/19	100%	0.001-0.01	0.00234	0.001	0.01		0.000007724	0.002779	1.187	0.015	mg/L	N	0	0	NA	NA	NA	Non-parametric				0.0100		0.015		
WAP-01	4/21	81%	0.001-0.01	0.00202	0.001	0.00456	0.00456	0.000004194	0.002048	1.016	0.015	mg/L	N	0	0	Yes	No	NA									
WAP-02	0/21	100%	0.001-0.0025	0.0014	0.001	0.0025		4.405E-07	0.0006637	0.4725	0.015	mg/L	N	0	0	NA	NA	NA		0.003	N			N		N	No
WAP-03	0/21	100%	0.001-0.0025	0.0014	0.001	0.0025		4.405E-07	0.0006637	0.4725	0.015	mg/L	N	0	0	NA	NA	NA		0.003	N			N		N	No
WAP-12	0/17	100%	0.001-0.025	0.00335	0.001	0.013		0.00003581	0.005984	1.785	0.015	mg/L	N	0	1	NA	NA	NA		0.003	N			N		N	No
WAP-13	0/17	100%	0.001-0.01	0.00203	0.001	0.004		0.000004702	0.002168	1.069	0.015	mg/L	N	0	0	NA	NA	NA		0.003	N			N		N	No

TABLE I
WGS SOUTH ASH POND
JULY 2023 SEMIANNUAL ASSESSMENT MONITORING DATA

																			Inter-well Analysis						
Location Id	Frequency of Detection	Percent Non-Detects	Range of Non-Detect	Mean	50th Percentile (Median)	95th Percentile	Maximum Detect	Variance	Standard Deviation	Coefficient of Variance	CCR MCL/RSL	Report Result Unit	Detection Exceedances (Y/N)	Number of Detection Exceedances	Number of Non-Detection Exceedances	Outlier Presence	Outlier Removed	Trend	Distribution	July 2023 Concentration	Detect?	LCL	Upper Tolerance Limit	SSI	GWPS (Higher of MCL/RSL or Background Limit)	Exceedance above Background at Individual Well	SSL
CCR Appendix-IV: Lithium, Total (mg/L)																											
WBW-1	0/20	100%	0.005-0.01	0.00925	0.01	0.01		0.000003355	0.001832	0.198	0.04	mg/L	N	0	0	NA	NA	NA	Non-parametric				0.012		0.040		
WAP-01	1/20	95%	0.005-0.01	0.00933	0.01	0.01008	0.0116	0.00000361	0.0019	0.2036	0.04	mg/L	N	0	0	Yes	No	NA									
WAP-02	8/17	53%	0.01-0.01	0.0113	0.01	0.01684	0.0202	0.000008929	0.002988	0.2643	0.04	mg/L	N	0	0	Yes	No	Increasing		0.020	Y			Y		N	No
WAP-03	3/17	82%	0.005-0.01	0.0107	0.01	0.01498	0.0229	0.00001208	0.003475	0.3244	0.04	mg/L	N	0	0	Yes	No	NA		0.023	Y			Y		N	No
WAP-12	0/17	100%	0.005-0.05	0.0115	0.01	0.018		0.0001024	0.01012	0.8822	0.04	mg/L	N	0	1	NA	NA	NA		0.005	N			N		N	No
WAP-13	9/17	47%	0.01-0.01	0.0277	0.01	0.135	0.151	0.001857	0.0431	1.553	0.04	mg/L	Y	2	0	Yes	No	Decreasing		0.009	Y			N		N	No
CCR Appendix-IV: Mercury, Total (mg/L)																											
WBW-1	1/18	94%	0.00C2-0.0002	0.0002	0.0002	0.0002	0.0002	0	0	0	0.002	mg/L	N	0	0	NA	NA	NA	NA				0.0002		0.0020		
WAP-01	0/18	100%	0.00C2-0.0002	0.0002	0.0002	0.0002		0	0	0	0.002	mg/L	N	0	0	NA	NA	NA									
WAP-02	0/16	100%	0.00C2-0.0002	0.0002	0.0002	0.0002		0	0	0	0.002	mg/L	N	0	0	NA	NA	NA		0.0002	N			N		N	No
WAP-03	1/16	94%	0.00C2-0.0002	0.000204	0.0002	0.0002148	0.000259	2.176E-10	0.00001475	0.07241	0.002	mg/L	N	0	0	NA	NA	NA		0.0002	N			N		N	No
WAP-12	0/16	100%	0.00C2-0.0002	0.0002	0.0002	0.0002		0	0	0	0.002	mg/L	N	0	0	NA	NA	NA		0.0002	N			N		N	No
WAP-13	0/16	100%	0.00C2-0.0002	0.0002	0.0002	0.0002		0	0	0	0.002	mg/L	N	0	0	NA	NA	NA		0.0002	N			N		N	No
CCR Appendix-IV: Molybdenum, Total (mg/L)																											
WBW-1	0/20	100%	0.005-0.05	0.0115	0.01	0.012		0.00008447	0.009191	0.7992	0.1	mg/L	N	0	0	NA	NA	NA	NA				0.050		0.10		
WAP-01	0/20	100%	0.005-0.01	0.00925	0.01	0.01		0.000003355	0.001832	0.198	0.1	mg/L	N	0	0	NA	NA	NA									
WAP-02	0/16	100%	0.005-0.01	0.00906	0.01	0.01		0.000004063	0.002016	0.2224	0.1	mg/L	N	0	0	NA	NA	NA		0.005	N			N		N	No
WAP-03	0/16	100%	0.005-0.01	0.00906	0.01	0.01		0.000004063	0.002016	0.2224	0.1	mg/L	N	0	0	NA	NA	NA		0.005	N			N		N	No
WAP-12	0/16	100%	0.005-0.01	0.00937	0.01	0.01		0.000002917	0.001708	0.1822	0.1	mg/L	N	0	0	NA	NA	NA		0.005	N			N		N	No
WAP-13	0/16	100%	0.005-0.01	0.00937	0.01	0.01		0.000002917	0.001708	0.1822	0.1	mg/L	N	0	0	NA	NA	NA		0.005	N			N		N	No
CCR Appendix-IV: Radium-226 & 228 (pCi/L)																											
WBW-1	13/20	35%	0-4	3.02	4	4.333	4.39	2.331	1.527	0.5056	5	pCi/L	N	0	0	No	No	Stable	Non-parametric				5.97		6.0		
WAP-01	15/20	25%	4-4	3.35	4	5.752	5.97	2.589	1.609	0.4806	5	pCi/L	Y	4	0	No	No	Decreasing									
WAP-02	21/22	5%	4-4	6.18	6	8.493	12.1	4.55	2.133	0.3453	5	pCi/L	Y	17	0	Yes	No	Stable		3.010	Y			N		N	No
WAP-03	16/20	20%	4-4	3.46	4	4.736	6.56	2.038	1.428	0.4123	5	pCi/L	Y	1	0	No	No	Stable		4.340	Y			N		N	No
WAP-12	20/20	0%	-	4.42	4.33	6.51	6.71	2.428	1.558	0.3524	5	pCi/L	Y	7	0	No	No	Decreasing		2.990	Y			N		N	No
WAP-13	17/20	15%	4-4	3.98	4	6.008	6.35	1.322	1.15	0.2892	5	pCi/L	Y	3	0	No	No	Decreasing		3.460	Y			N		N	No
CCR Appendix-IV: Selenium, Total (mg/L)																											
WBW-1	0/19	100%	0.0025-0.02	0.0114	0.01	0.02		0.00002452	0.004952	0.4326	0.05	mg/L	N	0	0	NA	NA	NA	NA				0.020		0.050		
WAP-01	0/21	100%	0.0025-0.02	0.0108	0.01	0.02		0.00001833	0.004282	0.3952	0.05	mg/L	N	0	0	NA	NA	NA									
WAP-02	0/21	100%	0.0025-0.02	0.0106	0.01	0.02		0.00001994	0.004465	0.4215	0.05	mg/L	N	0	0	NA	NA	NA		0.020	N			N		N	No
WAP-03	0/21	100%	0.0025-0.02	0.0106	0.01	0.02		0.00001994	0.004465	0.4215	0.05	mg/L	N	0	0	NA	NA	NA		0.020	N			N		N	No
WAP-12	0/17	100%	0.0025-0.02	0.0113	0.01	0.02		0.00002978	0.005457	0.4819	0.05	mg/L	N	0	0	NA	NA	NA		0.020	N			N		N	No
WAP-13	0/17	100%	0.0025-0.02	0.0113	0.01	0.02		0.00002978	0.005457	0.4819	0.05	mg/L	N	0	0	NA	NA	NA		0.020	N			N		N	No
CCR Appendix-IV: Thallium, Total (mg/L)																											
WBW-1	0/18	100%	0.001-0.001	0.001	0.001	0.001		0	0	0	0.002	mg/L	N	0	0	NA	NA	NA	NA				0.001		0.002		
WAP-01	0/18	100%	0.0001-0.001	0.00095	0.001	0.001		0.000000045	0.0002121	0.2233	0.002	mg/L	N	0	0	NA	NA	NA									
WAP-02	0/16	100%	0.001-0.001	0.001	0.001	0.001		0	0	0	0.002	mg/L	N	0	0	NA	NA	NA		0.001	N			N		N	No
WAP-03	0/16	100%	0.001-0.001	0.001	0.001	0.001		0	0	0	0.002	mg/L	N	0	0	NA	NA	NA		0.001	N			N		N	No
WAP-12	0/16	100%	0.001-0.01	0.00156	0.001	0.00325		0.000005062	0.00225	1.44	0.002	mg/L	N	0	1	NA	NA	NA		0.001	N			N		N	No
WAP-13	0/16	100%	0.001-0.001	0.001	0.001	0.001		0	0	0	0.002	mg/L	N	0	0	NA	NA	NA		0.001	N			N		N	No

Appendix B – Laboratory Analytical Reports

santee cooper

One Riverwood Drive
P.O. Box 2946101
Moncks Corner, SC 29461-2901
(843) 761-8000

SANTEE COOPER ANALYTICAL SERVICES

CERTIFICATE OF ANALYSIS

LAB CERTIFICATION #08552

Sample # AF56394 **Location:** GW Well WAP-1 **Date:** 02/14/2023 **Sample Collector:** ZDM/ML

Loc. Code WAP-1 **Time:** 12:33

Analysis	Result	Units	Test Date	Analyst	Method
Aluminum	1.2	mg/L	03/16/2023	SJHATCHE	EPA 6020B
Aluminum - Dissolved	1.31	mg/L	03/20/2023	EUROFINS SAV	EPA 200.7
Arsenic	<5.0	ug/L	03/16/2023	SJHATCHE	EPA 6020B
Arsenic Dissolved	<5.0	ug/L	03/21/2023	SJHATCHE	EPA 6020B
Barium	74.6	ug/L	03/16/2023	SJHATCHE	EPA 6020B
Barium Dissolved	78.9	ug/L	03/21/2023	SJHATCHE	EPA 6020B
Beryllium	<0.50	ug/L	03/16/2023	SJHATCHE	EPA 6020B
Beryllium Dissolved	<0.5	ug/L	03/21/2023	SJHATCHE	EPA 6020B
Calcium	10.5	mg/L	03/16/2023	SJHATCHE	EPA 6020B
Calcium Dissolved	11.2	mg/L	03/21/2023	SJHATCHE	EPA 6020B
Cadmium	<0.5	ug/L	03/16/2023	SJHATCHE	EPA 6020B
Cadmium - Dissolved	<0.5	ug/L	03/20/2023	EUROFINS SAV	EPA 200.8
Cobalt	0.7	ug/L	03/16/2023	SJHATCHE	EPA 6020B
Cobalt Dissolved	0.70	ug/L	03/21/2023	SJHATCHE	EPA 6020B
Chromium	<5.0	ug/L	03/16/2023	SJHATCHE	EPA 6020B
Chromium - Dissolved	<5	ug/L	03/20/2023	EUROFINS SAV	EPA 200.8
Lead	<1.0	ug/L	03/16/2023	SJHATCHE	EPA 6020B
Lead - Dissolved	<2.5	ug/L	03/20/2023	EUROFINS SAV	EPA 200.8
Antimony	<5.0	ug/L	03/16/2023	SJHATCHE	EPA 6020B
Antimony - Dissolved	<5.0	ug/L	03/21/2023	SJHATCHE	EPA 200.8
Selenium	<10.0	ug/L	03/16/2023	SJHATCHE	EPA 6020B
Selenium - Dissolved	<20	ug/L	03/20/2023	EUROFINS SAV	EPA 200.8
Thallium	<1.0	ug/L	03/16/2023	SJHATCHE	EPA 6020B
Thallium - Dissolved	<5.0	ug/L	03/21/2023	SJHATCHE	EPA 200.8
Boron	37.1	ug/L	03/23/2023	SJHATCHE	EPA 6010D
Boron Dissolved	39.7	ug/L	03/23/2023	SJHATCHE	EPA 6010D
Lithium	<5.00	ug/L	03/23/2023	SJHATCHE	EPA 6010D
Lithium Dissolved	<5.00	ug/L	03/23/2023	SJHATCHE	EPA 6010D
Molybdenum	<5.00	ug/L	03/23/2023	SJHATCHE	EPA 6010D
Molybdenum Dissolved	<5.00	ug/L	03/23/2023	SJHATCHE	EPA 6010D
Mercury	<0.2	ug/L	03/20/2023	EUROFINS SAV	EPA 7470
Iron	2930	ug/L	03/16/2023	SJHATCHE	EPA 6020B
Iron - Dissolved	2940	ug/L	03/21/2023	SJHATCHE	EPA 6020B
Potassium	0.6	mg/L	03/16/2023	SJHATCHE	EPA 6020B
Potassium Dissolved	0.70	mg/L	03/21/2023	SJHATCHE	EPA 6020B
Sodium	5.5	mg/L	03/16/2023	SJHATCHE	EPA 6020B
Sodium Dissolved	5.65	mg/L	03/21/2023	EUROFINS SAV	EPA 6020B
Magnesium	1.0	mg/L	03/16/2023	SJHATCHE	EPA 6020B
Magnesium Dissolved	1.1	mg/L	03/21/2023	SJHATCHE	EPA 6020B
Manganese	26.0	ug/L	03/16/2023	SJHATCHE	EPA 6020B
Manganese Dissolved	25.7	ug/L	03/21/2023	SJHATCHE	EPA 6020B
Zinc	29.3	ug/L	03/16/2023	SJHATCHE	EPA 6020B
Zinc Dissolved	28.2	ug/L	03/21/2023	SJHATCHE	EPA 6020B
Copper	<5.0	ug/L	03/16/2023	SJHATCHE	EPA 6020B
Nickel	<0.5	ug/L	03/16/2023	SJHATCHE	EPA 6020B
Nickel - Dissolved	<0.5	ug/L	03/21/2023	SJHATCHE	EPA 200.8
Sulfide	<0.1	mg/L	02/20/2023	GEL	EPA 9034
Total Organic Carbon	1.30	mg/L	02/21/2023	GEL	SM 5310B
Dissoloved Organic Carbon	1.31	mg/L	02/22/2023	GEL	SM 5310B

santee cooper

One Riverwood Drive
P.O. Box 2946101
Moncks Corner, SC 29461-2901
(843) 761-8000

SANTEE COOPER ANALYTICAL SERVICES

CERTIFICATE OF ANALYSIS

LAB CERTIFICATION #08552

Sample # AF56394 **Location:** GW Well WAP-1 **Date:** 02/14/2023 **Sample Collector:** ZDM/ML

Loc. Code WAP-1 **Time:** 12:33

Analysis	Result	Units	Test Date	Analyst	Method
Nitrite	<0.10	mg/L	02/16/2023	KCWELLS	EPA 300.0
Nitrate	<0.10	mg/L	02/16/2023	KCWELLS	EPA 300.0
Sulfate	33.6	mg/L	02/16/2023	KCWELLS	EPA 300.0
Chloride	13.4	mg/L	02/16/2023	KCWELLS	EPA 300.0
Fluoride	<0.10	mg/L	02/16/2023	KCWELLS	EPA 300.0
Total Dissolved Solids	100.0	mg/L	02/23/2023	SJBROWN	SM 2540C
Radium 226	0.0794	pCi/L	03/16/2023	GEL	EPA 903.1 Mod
Radium 228	1.40	pCI/L	03/14/2023	GEL	EPA 904.0
Radium 226/228 Combined Calculation	1.48	pCi/L	03/16/2023	GEL	EPA 903.1 Mod
Alkalinity as CaCO3	<4	mg/kg	02/23/2023	GEL	SM2320B
Alkalinity	<4	mg/L	02/23/2023	GEL	SM 2320B
Bicarbonate Alkalinity	<4	mg/L	02/23/2023	GEL	SM 2320B
Total Phosphorus	<0.025	mg/L	02/22/2023	KCWELLS	EPA 365.1
SiO2	6060	%	03/30/2023	EUROFINS SAV	ASTM D3682
SiO2 Dissolved	6060	ug/L	03/30/2023	EUROFINS SAV	EPA 200.7
Silver	<1	ug/L	03/21/2023	EUROFINS SAV	EPA 6020B
Silver- Dissolved	<1	ug/L	03/21/2023	EUROFINS SAV	EPA 200.8

Comments:
Independent Laboratory Results: "GEL" - GEL Laboratories LLC - Lab ID # 10120; "Test America" - TestAmerica Laboratories, Inc. - Lab ID# 98001; "DavisBrown"- Davis & Brown Lab ID # 21117; "Shealy"- Shealy Environmental Services, Inc.- Lab ID# 32010 "ROGERSCALLCO"- Rogers & Callcot, Inc.- Lab ID # 23105001

Analysis Validated: Linda Williams Validation date: 05/09/2023

Linda Williams - Manager Analytical Services

Authorized Signature Only- Not Valid Unless Signed

santee cooper

One Riverwood Drive
P.O. Box 2946101
Moncks Corner, SC 29461-2901
(843) 761-8000

SANTEE COOPER ANALYTICAL SERVICES

CERTIFICATE OF ANALYSIS

LAB CERTIFICATION #08552

Sample # AF56431 **Location:** GW Well WBW-1 **Date:** 02/14/2023 **Sample Collector:** ZDM/ML

Loc. Code WBW-1 **Time:** 13:51

Analysis	Result	Units	Test Date	Analyst	Method
Aluminum	0.845	mg/L	03/21/2023	EUROFINS SAV	EPA 6020B
Aluminum - Dissolved	0.793	mg/L	03/20/2023	EUROFINS SAV	EPA 200.7
Arsenic	<3	ug/L	03/21/2023	EUROFINS SAV	EPA 6020B
Arsenic Dissolved	<3	ug/L	03/21/2023	EUROFINS SAV	EPA 6020B
Barium	31.7	ug/L	03/21/2023	EUROFINS SAV	EPA 6020B
Barium Dissolved	30.1	ug/L	03/21/2023	EUROFINS SAV	EPA 6020B
Beryllium	<0.5	ug/L	03/22/2023	EUROFINS SAV	EPA 6020B
Beryllium Dissolved	<0.5	ug/L	03/21/2023	EUROFINS SAV	EPA 6020B
Calcium	2.79	mg/L	03/21/2023	EUROFINS SAV	EPA 6020B
Calcium Dissolved	3.56	mg/L	03/21/2023	EUROFINS SAV	EPA 6020B
Cadmium	<0.5	ug/L	03/21/2023	EUROFINS SAV	EPA 6020B
Cadmium - Dissolved	<0.5	ug/L	03/20/2023	EUROFINS SAV	EPA 200.8
Cobalt	1.52	ug/L	03/21/2023	EUROFINS SAV	EPA 6020B
Cobalt Dissolved	1.6	ug/L	03/21/2023	EUROFINS SAV	EPA 6020B
Chromium	<5	ug/L	03/21/2023	EUROFINS SAV	EPA 6020B
Chromium - Dissolved	<5	ug/L	03/20/2023	EUROFINS SAV	EPA 200.8
Lead	<2.5	ug/L	03/21/2023	EUROFINS SAV	EPA 6020B
Lead - Dissolved	<2.5	ug/L	03/20/2023	EUROFINS SAV	EPA 200.8
Antimony	<5	ug/L	03/21/2023	EUROFINS SAV	EPA 6020B
Antimony - Dissolved	<5	ug/L	03/21/2023	EUROFINS SAV	EPA 200.8
Selenium	<20.0	ug/L	03/21/2023	EUROFINS SAV	EPA 6020B
Selenium - Dissolved	<20	ug/L	03/21/2023	EUROFINS SAV	EPA 200.8
Thallium	<1	ug/L	03/21/2023	EUROFINS SAV	EPA 6020B
Thallium - Dissolved	<1	ug/L	03/21/2023	EUROFINS SAV	EPA 200.8
Boron	54.7	ug/L	04/20/2023	LCWILLIA	EPA 6010D
Boron Dissolved	68	ug/L	03/24/2023	EUROFINS SAV	EPA 6010D
Lithium	<5	ug/L	04/20/2023	LCWILLIA	EPA 6010D
Lithium Dissolved	<5	ug/L	03/21/2023	LCWILLIA	EPA 6010D
Molybdenum	<10	ug/L	03/21/2023	EUROFINS SAV	EPA 6010D
Molybdenum Dissolved	<10	ug/L	03/20/2023	EUROFINS SAV	EPA 6010D
Mercury	0.200	ug/L	03/21/2023	EUROFINS SAV	EPA 7470
Iron	251	ug/L	03/21/2023	EUROFINS SAV	EPA 6020B
Iron - Dissolved	<100	ug/L	03/21/2023	EUROFINS SAV	EPA 6020B
Potassium	<1	mg/L	03/21/2023	EUROFINS SAV	EPA 6020B
Potassium Dissolved	<1	mg/L	03/21/2023	EUROFINS SAV	EPA 6020B
Sodium	2.67	mg/L	03/21/2023	EUROFINS SAV	EPA 6020B
Sodium Dissolved	2.72	mg/L	03/21/2023	EUROFINS SAV	EPA 6020B
Magnesium	0.902	mg/L	03/21/2023	EUROFINS SAV	EPA 6020B
Magnesium Dissolved	0.898	mg/L	03/21/2023	EUROFINS SAV	EPA 6020B
Manganese	44.6	ug/L	03/21/2023	EUROFINS SAV	EPA 6020B
Manganese Dissolved	41.0	ug/L	03/24/2023	EUROFINS SAV	EPA 6020B
Zinc	<20	ug/L	03/21/2023	EUROFINS SAV	EPA 6020B
Zinc Dissolved	<20	ug/L	03/21/2023	EUROFINS SAV	EPA 6020B
Copper	<5	ug/L	03/21/2023	EUROFINS SAV	EPA 6020B
Nickel	<5	ug/L	03/21/2023	EUROFINS SAV	EPA 6020B
Nickel - Dissolved	<5	ug/L	03/21/2023	EUROFINS SAV	EPA 200.8
Sulfide	<0.1	mg/L	02/20/2023	GEL	EPA 9034
Total Organic Carbon	<1	mg/L	02/21/2023	GEL	SM 5310B
Dissoloved Organic Carbon	1.01	mg/L	02/22/2023	GEL	SM 5310B

santee cooper

One Riverwood Drive
P.O. Box 2946101
Moncks Corner, SC 29461-2901
(843) 761-8000

SANTEE COOPER ANALYTICAL SERVICES

CERTIFICATE OF ANALYSIS

LAB CERTIFICATION #08552

Sample # AF56431 **Location:** GW Well WBW-1 **Date:** 02/14/2023 **Sample Collector:** ZDM/ML

Loc. Code WBW-1 **Time:** 13:51

Analysis	Result	Units	Test Date	Analyst	Method
Nitrite	<0.10	mg/L	02/16/2023	KCWELLS	EPA 300.0
Nitrate	0.52	mg/L	02/16/2023	KCWELLS	EPA 300.0
Sulfate	9.92	mg/L	02/16/2023	KCWELLS	EPA 300.0
Chloride	6.60	mg/L	02/16/2023	KCWELLS	EPA 300.0
Fluoride	<0.10	mg/L	02/16/2023	KCWELLS	EPA 300.0
Total Dissolved Solids	87.50	mg/L	02/23/2023	SJBROWN	SM 2540C
Radium 226	0.668	pCi/L	03/16/2023	GEL	EPA 903.1 Mod
Radium 228	1.18	pCi/L	03/14/2023	GEL	EPA 904.0
Radium 226/228 Combined Calculation	1.84	pCi/L	03/16/2023	GEL	EPA 903.1 Mod
Alkalinity as CaCO3	<4	mg/kg	02/23/2023	GEL	SM2320B
Alkalinity	<4	mg/L	02/23/2023	GEL	SM 2320B
Bicarbonate Alkalinity	<4	mg/L	02/23/2023	GEL	SM 2320B
Total Phosphorus	<0.025	mg/L	02/22/2023	KCWELLS	EPA 365.1
SiO2	4650	%	03/30/2023	EUROFINS SAV	ASTM D3682
SiO2 Dissolved	4650	ug/L	03/30/2023	EUROFINS SAV	EPA 200.7
Silver	<1	ug/L	03/21/2023	EUROFINS SAV	EPA 6020B
Silver- Dissolved	<1	ug/L	03/21/2023	EUROFINS SAV	EPA 200.8

Comments:

Independent Laboratory Results: "GEL" - GEL Laboratories LLC - Lab ID # 10120; "Test America" - TestAmerica Laboratories, Inc. - Lab ID# 98001; "DavisBrown"- Davis & Brown Lab ID # 21117; "Shealy"- Shealy Environmental Services, Inc.- Lab ID# 32010 "ROGERSCALLCO"- Rogers & Callcot, Inc.- Lab ID # 23105001

Analysis Validated: Linda Williams Validation date: 05/08/2023

Linda Williams - Manager Analytical Services

Authorized Signature Only- Not Valid Unless Signed

santee cooper

One Riverwood Drive
P.O. Box 2946101
Moncks Corner, SC 29461-2901
(843) 761-8000

SANTEE COOPER ANALYTICAL SERVICES

CERTIFICATE OF ANALYSIS

LAB CERTIFICATION #08552

Sample # AF56395 **Location:** GW Well WAP-2 **Date:** 02/15/2023 **Sample Collector:** ZDM/ML

Loc. Code WAP-2 **Time:** 11:36

Analysis	Result	Units	Test Date	Analyst	Method
Aluminum	0.9	mg/L	03/16/2023	SJHATCHE	EPA 6020B
Aluminum - Dissolved	0.190	mg/L	03/20/2023	EUROFINS SAV	EPA 200.7
Arsenic	15.4	ug/L	03/16/2023	SJHATCHE	EPA 6020B
Arsenic Dissolved	10.8	ug/L	03/21/2023	SJHATCHE	EPA 6020B
Barium	144	ug/L	03/16/2023	SJHATCHE	EPA 6020B
Barium Dissolved	151	ug/L	03/20/2023	EUROFINS SAV	EPA 6020B
Beryllium	1.7	ug/L	03/16/2023	SJHATCHE	EPA 6020B
Beryllium Dissolved	1.3	ug/L	03/21/2023	SJHATCHE	EPA 6020B
Calcium	381	mg/L	03/16/2023	SJHATCHE	EPA 6020B
Calcium Dissolved	355	mg/L	03/20/2023	EUROFINS SAV	EPA 6020B
Cadmium	<0.5	ug/L	03/16/2023	SJHATCHE	EPA 6020B
Cadmium - Dissolved	<0.5	ug/L	03/20/2023	EUROFINS SAV	EPA 200.8
Cobalt	17.5	ug/L	03/16/2023	SJHATCHE	EPA 6020B
Cobalt Dissolved	17.6	ug/L	03/21/2023	SJHATCHE	EPA 6020B
Chromium	<5.0	ug/L	03/16/2023	SJHATCHE	EPA 6020B
Chromium - Dissolved	<5	ug/L	03/20/2023	EUROFINS SAV	EPA 200.8
Lead	<1.0	ug/L	03/16/2023	SJHATCHE	EPA 6020B
Lead - Dissolved	<2.5	ug/L	03/20/2023	EUROFINS SAV	EPA 200.8
Antimony	<5.0	ug/L	03/16/2023	SJHATCHE	EPA 6020B
Antimony - Dissolved	<5	ug/L	03/20/2023	EUROFINS SAV	EPA 200.8
Selenium	<10.0	ug/L	03/16/2023	SJHATCHE	EPA 6020B
Selenium - Dissolved	<20	ug/L	03/20/2023	EUROFINS SAV	EPA 200.8
Thallium	<1.0	ug/L	03/16/2023	SJHATCHE	EPA 6020B
Thallium - Dissolved	<1	ug/L	03/20/2023	EUROFINS SAV	EPA 200.8
Boron	5260	ug/L	03/23/2023	SJHATCHE	EPA 6010D
Boron Dissolved	5090	ug/L	03/23/2023	EUROFINS SAV	EPA 6010D
Lithium	13.7	ug/L	03/23/2023	SJHATCHE	EPA 6010D
Lithium Dissolved	13.8	ug/L	03/23/2023	SJHATCHE	EPA 6010D
Molybdenum	<5.00	ug/L	03/23/2023	SJHATCHE	EPA 6010D
Molybdenum Dissolved	<10	ug/L	03/20/2023	EUROFINS SAV	EPA 6010D
Mercury	<0.2	ug/L	03/21/2023	EUROFINS SAV	EPA 7470
Iron	5330	ug/L	03/16/2023	SJHATCHE	EPA 6020B
Iron - Dissolved	4330	ug/L	03/21/2023	SJHATCHE	EPA 6020B
Potassium	9.7	mg/L	03/16/2023	SJHATCHE	EPA 6020B
Potassium Dissolved	9.6	mg/L	03/20/2023	EUROFINS SAV	EPA 6020B
Sodium	77.4	mg/L	03/16/2023	SJHATCHE	EPA 6020B
Sodium Dissolved	71.8	mg/L	03/21/2023	EUROFINS SAV	EPA 6020B
Magnesium	47.0	mg/L	03/16/2023	SJHATCHE	EPA 6020B
Magnesium Dissolved	43.7	mg/L	03/20/2023	EUROFINS SAV	EPA 6020B
Manganese	630	ug/L	03/16/2023	SJHATCHE	EPA 6020B
Manganese Dissolved	625	ug/L	03/21/2023	SJHATCHE	EPA 6020B
Zinc	<10.0	ug/L	03/16/2023	SJHATCHE	EPA 6020B
Zinc Dissolved	<20	ug/L	03/20/2023	EUROFINS SAV	EPA 6020B
Copper	<5.0	ug/L	03/16/2023	SJHATCHE	EPA 6020B
Nickel	10.5	ug/L	03/16/2023	SJHATCHE	EPA 6020B
Nickel - Dissolved	10.10	ug/L	03/20/2023	EUROFINS SAV	EPA 200.8
Sulfide	<0.1	mg/L	02/20/2023	GEL	EPA 9034
Total Organic Carbon	3.49	mg/L	02/21/2023	GEL	SM 5310B
Dissoloved Organic Carbon	3.45	mg/L	02/22/2023	GEL	SM 5310B

santee cooper

One Riverwood Drive
P.O. Box 2946101
Moncks Corner, SC 29461-2901
(843) 761-8000

SANTEE COOPER ANALYTICAL SERVICES

CERTIFICATE OF ANALYSIS

LAB CERTIFICATION #08552

Sample # AF56395 **Location:** GW Well WAP-2 **Date:** 02/15/2023 **Sample Collector:** ZDM/ML

Loc. Code WAP-2 **Time:** 11:36

Analysis	Result	Units	Test Date	Analyst	Method
Nitrate-Nitrite Cadmium Reduction	<0.2	mg/L	02/22/2023	GEL	EPA 353.2
Sulfate	804	mg/L	02/24/2023	KCWELLS	EPA 300.0
Chloride	250	mg/L	02/24/2023	KCWELLS	EPA 300.0
Fluoride	0.28	mg/L	02/24/2023	KCWELLS	EPA 300.0
Total Dissolved Solids	1751	mg/L	02/23/2023	SJBROWN	SM 2540C
Radium 226	0.531	pCi/L	03/16/2023	GEL	EPA 903.1 Mod
Radium 228	2.62	pCi/L	03/14/2023	GEL	EPA 904.0
Radium 226/228 Combined Calculation	3.15	pCi/L	03/16/2023	GEL	EPA 903.1 Mod
Alkalinity as CaCO3	<4	mg/kg	02/23/2023	GEL	SM2320B
Alkalinity	77.8	mg/L	02/23/2023	GEL	SM 2320B
Bicarbonate Alkalinity	77.8	mg/L	02/23/2023	GEL	SM 2320B
Silver	<1	ug/L	03/20/2023	EUROFINS SAV	EPA 6020B
Silver- Dissolved	<1	ug/L	03/20/2023	EUROFINS SAV	EPA 200.8

Comments:

Independent Laboratory Results: "GEL" - GEL Laboratories LLC - Lab ID # 10120; "Test America " - TestAmerica Laboratories, Inc. - Lab ID# 98001; "DavisBrown"- Davis & Brown Lab ID # 21117; "Shealy"- Shealy Environmental Services, Inc.- Lab ID# 32010 "ROGERSCALLCO"- Rogers & Callcot, Inc.- Lab ID # 23105001

Analysis Validated: Linda Williams Validation date: 05/08/2023

Linda Williams - Manager Analytical Services

Authorized Signature Only- Not Valid Unless Signed

santee cooper

One Riverwood Drive
P.O. Box 2946101
Moncks Corner, SC 29461-2901
(843) 761-8000

SANTEE COOPER ANALYTICAL SERVICES

CERTIFICATE OF ANALYSIS

LAB CERTIFICATION #08552

Sample # AF56396 **Location:** GW Well WAP-3 **Date:** 02/15/2023 **Sample Collector:** ZDM/ML

Loc. Code WAP-3 **Time:** 13:21

Analysis	Result	Units	Test Date	Analyst	Method
Aluminum	<0.1	mg/L	03/16/2023	SJHATCHE	EPA 6020B
Aluminum - Dissolved	<0.1	mg/L	03/20/2023	EUROFINS SAV	EPA 200.7
Arsenic	<5.0	ug/L	03/16/2023	SJHATCHE	EPA 6020B
Arsenic Dissolved	<5.0	ug/L	03/21/2023	SJHATCHE	EPA 6020B
Barium	139	ug/L	03/16/2023	SJHATCHE	EPA 6020B
Barium Dissolved	149	ug/L	03/20/2023	EUROFINS SAV	EPA 6020B
Beryllium	<0.50	ug/L	03/16/2023	SJHATCHE	EPA 6020B
Beryllium Dissolved	<0.5	ug/L	03/21/2023	SJHATCHE	EPA 6020B
Calcium	223	mg/L	03/16/2023	SJHATCHE	EPA 6020B
Calcium Dissolved	226	mg/L	03/20/2023	EUROFINS SAV	EPA 6020B
Cadmium	<0.5	ug/L	03/16/2023	SJHATCHE	EPA 6020B
Cadmium - Dissolved	<0.5	ug/L	03/20/2023	EUROFINS SAV	EPA 200.8
Cobalt	<0.5	ug/L	03/16/2023	SJHATCHE	EPA 6020B
Cobalt Dissolved	0.60	ug/L	03/21/2023	SJHATCHE	EPA 6020B
Chromium	<5.0	ug/L	03/16/2023	SJHATCHE	EPA 6020B
Chromium - Dissolved	<5	ug/L	03/20/2023	EUROFINS SAV	EPA 200.8
Lead	<1.0	ug/L	03/16/2023	SJHATCHE	EPA 6020B
Lead - Dissolved	<2.5	ug/L	03/20/2023	EUROFINS SAV	EPA 200.8
Antimony	<5.0	ug/L	03/16/2023	SJHATCHE	EPA 6020B
Antimony - Dissolved	<5	ug/L	03/20/2023	EUROFINS SAV	EPA 200.8
Selenium	<10.0	ug/L	03/16/2023	SJHATCHE	EPA 6020B
Selenium - Dissolved	<20	ug/L	03/20/2023	EUROFINS SAV	EPA 200.8
Thallium	<1.0	ug/L	03/16/2023	SJHATCHE	EPA 6020B
Thallium - Dissolved	<1	ug/L	03/20/2023	EUROFINS SAV	EPA 200.8
Boron	1300	ug/L	03/23/2023	SJHATCHE	EPA 6010D
Boron Dissolved	1330	ug/L	03/23/2023	EUROFINS SAV	EPA 6010D
Lithium	11.2	ug/L	03/23/2023	SJHATCHE	EPA 6010D
Lithium Dissolved	11.3	ug/L	03/23/2023	SJHATCHE	EPA 6010D
Molybdenum	<5.00	ug/L	03/23/2023	SJHATCHE	EPA 6010D
Molybdenum Dissolved	<10	ug/L	03/20/2023	EUROFINS SAV	EPA 6010D
Mercury	0.259	ug/L	03/21/2023	EUROFINS SAV	EPA 7470
Iron	24600	ug/L	03/16/2023	SJHATCHE	EPA 6020B
Iron - Dissolved	21700	ug/L	03/21/2023	SJHATCHE	EPA 6020B
Potassium	2.0	mg/L	03/16/2023	SJHATCHE	EPA 6020B
Potassium Dissolved	2.0	mg/L	03/20/2023	EUROFINS SAV	EPA 6020B
Sodium	41.1	mg/L	03/16/2023	SJHATCHE	EPA 6020B
Sodium Dissolved	42.4	mg/L	03/21/2023	EUROFINS SAV	EPA 6020B
Magnesium	14.2	mg/L	03/16/2023	SJHATCHE	EPA 6020B
Magnesium Dissolved	14.6	mg/L	03/20/2023	EUROFINS SAV	EPA 6020B
Manganese	200	ug/L	03/16/2023	SJHATCHE	EPA 6020B
Manganese Dissolved	191	ug/L	03/21/2023	SJHATCHE	EPA 6020B
Zinc	12.8	ug/L	03/16/2023	SJHATCHE	EPA 6020B
Zinc Dissolved	<20	ug/L	03/20/2023	EUROFINS SAV	EPA 6020B
Copper	<5.0	ug/L	03/16/2023	SJHATCHE	EPA 6020B
Nickel	<0.5	ug/L	03/16/2023	SJHATCHE	EPA 6020B
Nickel - Dissolved	<5	ug/L	03/20/2023	EUROFINS SAV	EPA 200.8
Sulfide	<0.1	mg/L	02/20/2023	GEL	EPA 9034
Total Organic Carbon	6.69	mg/L	02/21/2023	GEL	SM 5310B
Dissoloved Organic Carbon	5.85	mg/L	02/22/2023	GEL	SM 5310B

santee cooper

One Riverwood Drive
P.O. Box 2946101
Moncks Corner, SC 29461-2901
(843) 761-8000

SANTEE COOPER ANALYTICAL SERVICES

CERTIFICATE OF ANALYSIS

LAB CERTIFICATION #08552

Sample # AF56396 **Location:** GW Well WAP-3 **Date:** 02/15/2023 **Sample Collector:** ZDM/ML

Loc. Code WAP-3 **Time:** 13:21

Analysis	Result	Units	Test Date	Analyst	Method
Nitrate-Nitrite Cadmium Reduction	<0.2	mg/L	02/22/2023	GEL	EPA 353.2
Sulfate	110	mg/L	02/24/2023	KCWELLS	EPA 300.0
Chloride	182	mg/L	02/24/2023	KCWELLS	EPA 300.0
Fluoride	0.12	mg/L	02/24/2023	KCWELLS	EPA 300.0
Total Dissolved Solids	1019	mg/L	02/23/2023	SJBROWN	SM 2540C
Radium 226	1.18	pCi/L	03/16/2023	GEL	EPA 903.1 Mod
Radium 228	1.33	pCi/L	03/14/2023	GEL	EPA 904.0
Radium 226/228 Combined Calculation	2.51	pCi/L	03/16/2023	GEL	EPA 903.1 Mod
Alkalinity as CaCO3	<4	mg/kg	02/23/2023	GEL	SM2320B
Alkalinity	309	mg/L	02/23/2023	GEL	SM 2320B
Bicarbonate Alkalinity	309	mg/L	02/23/2023	GEL	SM 2320B
Silver	<1	ug/L	03/20/2023	EUROFINS SAV	EPA 6020B
Silver- Dissolved	<1	ug/L	03/20/2023	EUROFINS SAV	EPA 200.8

Comments:

Independent Laboratory Results: "GEL" - GEL Laboratories LLC - Lab ID # 10120; "Test America" - TestAmerica Laboratories, Inc. - Lab ID# 98001; "DavisBrown"- Davis & Brown Lab ID # 21117; "Shealy"- Shealy Environmental Services, Inc.- Lab ID# 32010 "ROGERSCALLCO"- Rogers & Callcot, Inc.- Lab ID # 23105001

Analysis Validated: Linda Williams Validation date: 05/08/2023

Linda Williams - Manager Analytical Services

Authorized Signature Only- Not Valid Unless Signed

santee cooper

One Riverwood Drive
P.O. Box 2946101
Moncks Corner, SC 29461-2901
(843) 761-8000

SANTEE COOPER ANALYTICAL SERVICES

CERTIFICATE OF ANALYSIS

LAB CERTIFICATION #08552

Sample # AF56406 **Location:** GW Well WAP-12 **Date:** 03/09/2023 **Sample Collector:** ZDM/ML

Loc. Code WAP-12 **Time:** 10:29

Analysis	Result	Units	Test Date	Analyst	Method
Aluminum	1.94	mg/L	03/21/2023	EUROFINS SAV	EPA 6020B
Aluminum - Dissolved	1.74	mg/L	03/20/2023	EUROFINS SAV	EPA 200.7
Arsenic	<3	ug/L	03/21/2023	EUROFINS SAV	EPA 6020B
Arsenic Dissolved	<3	ug/L	03/21/2023	EUROFINS SAV	EPA 6020B
Barium	36.4	ug/L	03/21/2023	EUROFINS SAV	EPA 6020B
Barium Dissolved	38.2	ug/L	03/20/2023	EUROFINS SAV	EPA 6020B
Beryllium	<0.5	ug/L	03/21/2023	EUROFINS SAV	EPA 6020B
Beryllium Dissolved	<0.5	ug/L	03/21/2023	EUROFINS SAV	EPA 6020B
Calcium	203.0	mg/L	03/20/2023	EUROFINS SAV	EPA 6010D
Calcium Dissolved	194	mg/L	03/20/2023	EUROFINS SAV	EPA 6020B
Cadmium	<0.5	ug/L	03/21/2023	EUROFINS SAV	EPA 6020B
Cadmium - Dissolved	<0.5	ug/L	03/20/2023	EUROFINS SAV	EPA 200.8
Cobalt	1.84	ug/L	03/21/2023	EUROFINS SAV	EPA 6020B
Cobalt Dissolved	1.8	ug/L	03/21/2023	EUROFINS SAV	EPA 6020B
Chromium	<5	ug/L	03/21/2023	EUROFINS SAV	EPA 6020B
Chromium - Dissolved	<5	ug/L	03/20/2023	EUROFINS SAV	EPA 200.8
Lead	<2.5	ug/L	03/21/2023	EUROFINS SAV	EPA 6020B
Lead - Dissolved	<2.5	ug/L	03/20/2023	EUROFINS SAV	EPA 200.8
Antimony	<5	ug/L	03/21/2023	EUROFINS SAV	EPA 6020B
Antimony - Dissolved	<5	ug/L	03/20/2023	EUROFINS SAV	EPA 200.8
Selenium	<20	ug/L	03/20/2023	EUROFINS SAV	EPA 6010D
Selenium - Dissolved	<20	ug/L	03/20/2023	EUROFINS SAV	EPA 200.8
Thallium	<1	ug/L	03/21/2023	EUROFINS SAV	EPA 6020B
Thallium - Dissolved	<1	ug/L	03/20/2023	EUROFINS SAV	EPA 200.8
Boron	1580	ug/L	04/24/2023	LCWILLIA	EPA 6010D
Boron Dissolved	1510	ug/L	03/23/2023	EUROFINS SAV	EPA 6010D
Lithium	<5	ug/L	04/20/2023	LCWILLIA	EPA 6010D
Lithium Dissolved	<5	ug/L	04/19/2023	LCWILLIA	EPA 6010D
Molybdenum	<10	ug/L	03/21/2023	EUROFINS SAV	EPA 6010D
Molybdenum Dissolved	<10	ug/L	03/20/2023	EUROFINS SAV	EPA 6010D
Mercury	<0.2	ug/L	03/21/2023	EUROFINS SAV	EPA 7470
Iron	1450	ug/L	03/20/2023	EUROFINS SAV	EPA 6010D
Iron - Dissolved	1380	ug/L	03/21/2023	EUROFINS SAV	EPA 6020B
Potassium	4.99	mg/L	03/20/2023	EUROFINS SAV	EPA 6010D
Potassium Dissolved	4.6	mg/L	03/20/2023	EUROFINS SAV	EPA 6020B
Sodium	45.5	mg/L	03/20/2023	EUROFINS SAV	EPA 6010D
Sodium Dissolved	43.1	mg/L	03/21/2023	EUROFINS SAV	EPA 6020B
Magnesium	18.1	mg/L	03/20/2023	EUROFINS SAV	EPA 6010D
Magnesium Dissolved	17.0	mg/L	03/20/2023	EUROFINS SAV	EPA 6020B
Manganese	183	ug/L	03/21/2023	EUROFINS SAV	EPA 6020B
Manganese Dissolved	160	ug/L	03/25/2023	EUROFINS SAV	EPA 6020B
Zinc	45.6	ug/L	03/21/2023	EUROFINS SAV	EPA 6020B
Zinc Dissolved	40.6	ug/L	03/20/2023	EUROFINS SAV	EPA 6020B
Copper	<5	ug/L	03/21/2023	EUROFINS SAV	EPA 6020B
Nickel	<5	ug/L	03/21/2023	EUROFINS SAV	EPA 6020B
Nickel - Dissolved	<5	ug/L	03/20/2023	EUROFINS SAV	EPA 200.8
Sulfide	<0.1	mg/L	03/14/2023	SUB_GEL	EPA 9034
Total Organic Carbon	7.15	mg/L	03/21/2023	SUB_GEL	SM 5310B
Dissoloved Organic Carbon	6.20	mg/L	03/16/2023	SUB_GEL	SM 5310B

santee cooper

One Riverwood Drive
P.O. Box 2946101
Moncks Corner, SC 29461-2901
(843) 761-8000

SANTEE COOPER ANALYTICAL SERVICES

CERTIFICATE OF ANALYSIS

LAB CERTIFICATION #08552

Sample # AF56406 **Location:** GW Well WAP-12 **Date:** 03/09/2023 **Sample Collector:** ZDM/ML

Loc. Code WAP-12 **Time:** 10:29

Analysis	Result	Units	Test Date	Analyst	Method
Nitrite	<0.10	mg/L	03/17/2023	KCWELLS	EPA 300.0
Nitrate	<0.10	mg/L	03/17/2023	KCWELLS	EPA 300.0
Nitrate-Nitrite Cadmium Reduction	<0.2	mg/L	03/13/2023	GEL	EPA 353.2
Sulfate	409	mg/L	03/23/2023	KCWELLS	EPA 300.0
Chloride	165	mg/L	03/23/2023	KCWELLS	EPA 300.0
Fluoride	<0.10	mg/L	03/17/2023	KCWELLS	EPA 300.0
Total Dissolved Solids	852.5	mg/L	03/24/2023	KCWELLS	SM 2540C
Radium 226	1.06	pCi/L	04/11/2023	GEL	EPA 903.1 Mod
Radium 228	0.757	pCi/L	04/04/2023	GEL	EPA 904.0
Radium 226/228 Combined Calculation	1.81	pCi/L	04/11/2023	GEL	EPA 903.1 Mod
Alkalinity as CaCO3	<5.71	mg/kg	03/13/2023	SUB_GEL	SM2320B
Alkalinity	<5.71	mg/L	03/13/2023	SUB_GEL	SM 2320B
Bicarbonate Alkalinity	<5.71	mg/L	03/13/2023	SUB_GEL	SM 2320B
Silver	<1	ug/L	03/20/2023	EUROFINS SAV	EPA 6020B
Silver- Dissolved	<1	ug/L	03/20/2023	EUROFINS SAV	EPA 200.8

Comments:

Independent Laboratory Results: "GEL" - GEL Laboratories LLC - Lab ID # 10120; "Test America" - TestAmerica Laboratories, Inc. - Lab ID# 98001; "DavisBrown"- Davis & Brown Lab ID # 21117; "Shealy"- Shealy Environmental Services, Inc.- Lab ID# 32010 "ROGERSCALLCO"- Rogers & Callcot, Inc.- Lab ID # 23105001

Analysis Validated: Linda Williams Validation date: 05/08/2023

Linda Williams - Manager Analytical Services

Authorized Signature Only- Not Valid Unless Signed

santee cooper

One Riverwood Drive
P.O. Box 2946101
Moncks Corner, SC 29461-2901
(843) 761-8000

SANTEE COOPER ANALYTICAL SERVICES

CERTIFICATE OF ANALYSIS

LAB CERTIFICATION #08552

Sample # AF56407 **Location:** GW Well WAP-12 **Date:** 03/09/2023 **Sample Collector:** ZDM/ML

Loc. Code WAP-12 DUP **Time:** 10:34

Analysis	Result	Units	Test Date	Analyst	Method
Aluminum	2.09	mg/L	03/21/2023	EUROFINS SAV	EPA 6020B
Aluminum - Dissolved	1.59	mg/L	03/20/2023	EUROFINS SAV	EPA 200.7
Arsenic	<3	ug/L	03/21/2023	EUROFINS SAV	EPA 6020B
Arsenic Dissolved	<3	ug/L	03/21/2023	EUROFINS SAV	EPA 6020B
Barium	36.9	ug/L	03/21/2023	EUROFINS SAV	EPA 6020B
Barium Dissolved	38.7	ug/L	03/20/2023	EUROFINS SAV	EPA 6020B
Beryllium	<0.5	ug/L	03/21/2023	EUROFINS SAV	EPA 6020B
Beryllium Dissolved	<0.5	ug/L	03/21/2023	EUROFINS SAV	EPA 6020B
Calcium	207.0	mg/L	03/20/2023	EUROFINS SAV	EPA 6010D
Calcium Dissolved	210	mg/L	03/20/2023	EUROFINS SAV	EPA 6020B
Cadmium	<0.5	ug/L	03/21/2023	EUROFINS SAV	EPA 6020B
Cadmium - Dissolved	<0.5	ug/L	03/20/2023	EUROFINS SAV	EPA 200.8
Cobalt	1.65	ug/L	03/21/2023	EUROFINS SAV	EPA 6020B
Cobalt Dissolved	2.0	ug/L	03/21/2023	EUROFINS SAV	EPA 6020B
Chromium	<5	ug/L	03/21/2023	EUROFINS SAV	EPA 6020B
Chromium - Dissolved	<5	ug/L	03/20/2023	EUROFINS SAV	EPA 200.8
Lead	<2.5	ug/L	03/21/2023	EUROFINS SAV	EPA 6020B
Lead - Dissolved	<2.5	ug/L	03/20/2023	EUROFINS SAV	EPA 200.8
Antimony	<5	ug/L	03/21/2023	EUROFINS SAV	EPA 6020B
Antimony - Dissolved	<5	ug/L	03/20/2023	EUROFINS SAV	EPA 200.8
Selenium	<20	ug/L	03/20/2023	EUROFINS SAV	EPA 6010D
Selenium - Dissolved	<20	ug/L	03/20/2023	EUROFINS SAV	EPA 200.8
Thallium	<1	ug/L	03/21/2023	EUROFINS SAV	EPA 6020B
Thallium - Dissolved	<1	ug/L	03/20/2023	EUROFINS SAV	EPA 200.8
Boron	1630	ug/L	04/24/2023	LCWILLIA	EPA 6010D
Boron Dissolved	1600	ug/L	03/23/2023	EUROFINS SAV	EPA 6010D
Lithium	<5	ug/L	04/20/2023	LCWILLIA	EPA 6010D
Lithium Dissolved	<5	ug/L	04/19/2023	LCWILLIA	EPA 6010D
Molybdenum	<10	ug/L	03/21/2023	EUROFINS SAV	EPA 6010D
Molybdenum Dissolved	<10	ug/L	03/20/2023	EUROFINS SAV	EPA 6010D
Mercury	<0.2	ug/L	03/21/2023	EUROFINS SAV	EPA 7470
Iron	1440	ug/L	03/20/2023	EUROFINS SAV	EPA 6010D
Iron - Dissolved	1430	ug/L	03/21/2023	EUROFINS SAV	EPA 6020B
Potassium	5.15	mg/L	03/20/2023	EUROFINS SAV	EPA 6010D
Potassium Dissolved	5.2	mg/L	03/20/2023	EUROFINS SAV	EPA 6020B
Sodium	46.2	mg/L	03/20/2023	EUROFINS SAV	EPA 6010D
Sodium Dissolved	46.5	mg/L	03/21/2023	EUROFINS SAV	EPA 6020B
Magnesium	18.2	mg/L	03/20/2023	EUROFINS SAV	EPA 6010D
Magnesium Dissolved	18.5	mg/L	03/20/2023	EUROFINS SAV	EPA 6020B
Manganese	207	ug/L	03/21/2023	EUROFINS SAV	EPA 6020B
Manganese Dissolved	173	ug/L	03/25/2023	EUROFINS SAV	EPA 6020B
Zinc	29.1	ug/L	03/21/2023	EUROFINS SAV	EPA 6020B
Zinc Dissolved	28.0	ug/L	03/20/2023	EUROFINS SAV	EPA 6020B
Copper	<5	ug/L	03/21/2023	EUROFINS SAV	EPA 6020B
Nickel	<5	ug/L	03/21/2023	EUROFINS SAV	EPA 6020B
Nickel - Dissolved	<5	ug/L	03/20/2023	EUROFINS SAV	EPA 200.8
Sulfide	<0.1	mg/L	03/14/2023	SUB_GEL	EPA 9034
Total Organic Carbon	7.16	mg/L	03/21/2023	SUB_GEL	SM 5310B
Dissoloved Organic Carbon	6.25	mg/L	03/16/2023	SUB_GEL	SM 5310B

santee cooper

One Riverwood Drive
P.O. Box 2946101
Moncks Corner, SC 29461-2901
(843) 761-8000

SANTEE COOPER ANALYTICAL SERVICES

CERTIFICATE OF ANALYSIS

LAB CERTIFICATION #08552

Sample # AF56407 **Location:** GW Well WAP-12 **Date:** 03/09/2023 **Sample Collector:** ZDM/ML

Loc. Code WAP-12 DUP **Time:** 10:34

Analysis	Result	Units	Test Date	Analyst	Method
Nitrite	<0.10	mg/L	03/17/2023	KCWELLS	EPA 300.0
Nitrate	<0.10	mg/L	03/17/2023	KCWELLS	EPA 300.0
Nitrate-Nitrite Cadmium Reduction	<0.2	mg/L	03/13/2023	GEL	EPA 353.2
Sulfate	431	mg/L	03/23/2023	KCWELLS	EPA 300.0
Chloride	170	mg/L	03/23/2023	KCWELLS	EPA 300.0
Fluoride	<0.10	mg/L	03/17/2023	KCWELLS	EPA 300.0
Total Dissolved Solids	1011	mg/L	03/24/2023	KCWELLS	SM 2540C
Radium 226	1.29	pCi/L	04/11/2023	GEL	EPA 903.1 Mod
Radium 228	0.0962	pCi/L	04/04/2023	GEL	EPA 904.0
Radium 226/228 Combined Calculation	1.39	pCi/L	04/11/2023	GEL	EPA 903.1 Mod
Alkalinity as CaCO3	<5.71	mg/kg	03/13/2023	SUB_GEL	SM2320B
Alkalinity	7.14	mg/L	03/13/2023	SUB_GEL	SM 2320B
Bicarbonate Alkalinity	7.14	mg/L	03/13/2023	SUB_GEL	SM 2320B
Silver	<1	ug/L	03/20/2023	EUROFINS SAV	EPA 6020B
Silver- Dissolved	<1	ug/L	03/20/2023	EUROFINS SAV	EPA 200.8

Comments:

Independent Laboratory Results: "GEL" - GEL Laboratories LLC - Lab ID # 10120; "Test America" - TestAmerica Laboratories, Inc. - Lab ID# 98001; "DavisBrown"- Davis & Brown Lab ID # 21117; "Shealy"- Shealy Environmental Services, Inc.- Lab ID# 32010 "ROGERSCALLCO"- Rogers & Callcot, Inc.- Lab ID # 23105001

Analysis Validated: Linda Williams Validation date: 05/08/2023

Linda Williams - Manager Analytical Services

Authorized Signature Only- Not Valid Unless Signed

santee cooper

One Riverwood Drive
P.O. Box 2946101
Moncks Corner, SC 29461-2901
(843) 761-8000

SANTEE COOPER ANALYTICAL SERVICES

CERTIFICATE OF ANALYSIS

LAB CERTIFICATION #08552

Sample # AF56408 **Location:** GW Well WAP-13 **Date:** 03/08/2023 **Sample Collector:** ZDM/ML

Loc. Code WAP-13 **Time:** 13:38

Analysis	Result	Units	Test Date	Analyst	Method
Aluminum	<0.1	mg/L	03/21/2023	EUROFINS SAV	EPA 6020B
Aluminum - Dissolved	<0.1	mg/L	03/20/2023	EUROFINS SAV	EPA 200.7
Arsenic	<3	ug/L	03/21/2023	EUROFINS SAV	EPA 6020B
Arsenic Dissolved	<3	ug/L	03/21/2023	EUROFINS SAV	EPA 6020B
Barium	305	ug/L	03/21/2023	EUROFINS SAV	EPA 6020B
Barium Dissolved	251	ug/L	03/20/2023	EUROFINS SAV	EPA 6020B
Beryllium	<0.5	ug/L	03/21/2023	EUROFINS SAV	EPA 6020B
Beryllium Dissolved	<0.5	ug/L	03/21/2023	EUROFINS SAV	EPA 6020B
Calcium	416.0	mg/L	03/20/2023	EUROFINS SAV	EPA 6010D
Calcium Dissolved	21	mg/L	03/24/2023	EUROFINS SAV	EPA 6020B
Cadmium	<0.5	ug/L	03/21/2023	EUROFINS SAV	EPA 6020B
Cadmium - Dissolved	<0.5	ug/L	03/20/2023	EUROFINS SAV	EPA 200.8
Cobalt	0.555	ug/L	03/21/2023	EUROFINS SAV	EPA 6020B
Cobalt Dissolved	0.58	ug/L	03/21/2023	EUROFINS SAV	EPA 6020B
Chromium	<5	ug/L	03/21/2023	EUROFINS SAV	EPA 6020B
Chromium - Dissolved	40.5	ug/L	03/20/2023	EUROFINS SAV	EPA 200.8
Lead	<2.5	ug/L	03/21/2023	EUROFINS SAV	EPA 6020B
Lead - Dissolved	<2.5	ug/L	03/20/2023	EUROFINS SAV	EPA 200.8
Antimony	<5	ug/L	03/21/2023	EUROFINS SAV	EPA 6020B
Antimony - Dissolved	<5	ug/L	03/20/2023	EUROFINS SAV	EPA 200.8
Selenium	<20	ug/L	03/20/2023	EUROFINS SAV	EPA 6010D
Selenium - Dissolved	<20	ug/L	03/24/2023	EUROFINS SAV	EPA 200.8
Thallium	<1	ug/L	03/21/2023	EUROFINS SAV	EPA 6020B
Thallium - Dissolved	<1	ug/L	03/20/2023	EUROFINS SAV	EPA 200.8
Boron	4210	ug/L	04/24/2023	LCWILLIA	EPA 6010D
Boron Dissolved	3770	ug/L	03/23/2023	EUROFINS SAV	EPA 6010D
Lithium	14.2	ug/L	04/20/2023	LCWILLIA	EPA 6010D
Lithium Dissolved	13.8	ug/L	04/19/2023	LCWILLIA	EPA 6010D
Molybdenum	<10	ug/L	03/21/2023	EUROFINS SAV	EPA 6010D
Molybdenum Dissolved	<10	ug/L	03/24/2023	EUROFINS SAV	EPA 6010D
Mercury	<0.2	ug/L	03/21/2023	EUROFINS SAV	EPA 7470
Iron	56000	ug/L	03/20/2023	EUROFINS SAV	EPA 6010D
Iron - Dissolved	256	ug/L	03/24/2023	EUROFINS SAV	EPA 6020B
Potassium	2.78	mg/L	03/20/2023	EUROFINS SAV	EPA 6010D
Potassium Dissolved	<1	mg/L	03/24/2023	EUROFINS SAV	EPA 6020B
Sodium	127	mg/L	03/20/2023	EUROFINS SAV	EPA 6010D
Sodium Dissolved	4.33	mg/L	03/21/2023	EUROFINS SAV	EPA 6020B
Magnesium	30.4	mg/L	03/20/2023	EUROFINS SAV	EPA 6010D
Magnesium Dissolved	1.65	mg/L	03/24/2023	EUROFINS SAV	EPA 6020B
Manganese	694	ug/L	03/21/2023	EUROFINS SAV	EPA 6020B
Manganese Dissolved	629	ug/L	03/24/2023	EUROFINS SAV	EPA 6020B
Zinc	136	ug/L	03/21/2023	EUROFINS SAV	EPA 6020B
Zinc Dissolved	53.9	ug/L	03/20/2023	EUROFINS SAV	EPA 6020B
Copper	<5	ug/L	03/21/2023	EUROFINS SAV	EPA 6020B
Nickel	<5	ug/L	03/21/2023	EUROFINS SAV	EPA 6020B
Nickel - Dissolved	<5	ug/L	03/20/2023	EUROFINS SAV	EPA 200.8
Sulfide	<0.1	mg/L	03/14/2023	GEL	EPA 9034
Total Organic Carbon	9.05	mg/L	03/21/2023	GEL	SM 5310B
Dissoloved Organic Carbon	7.68	mg/L	03/20/2023	GEL	SM 5310B

santee cooper

One Riverwood Drive
P.O. Box 2946101
Moncks Corner, SC 29461-2901
(843) 761-8000

SANTEE COOPER ANALYTICAL SERVICES

CERTIFICATE OF ANALYSIS

LAB CERTIFICATION #08552

Sample # AF56408 **Location:** GW Well WAP-13 **Date:** 03/08/2023 **Sample Collector:** ZDM/ML

Loc. Code WAP-13 **Time:** 13:38

Analysis	Result	Units	Test Date	Analyst	Method
Nitrite	<0.10	mg/L	03/10/2023	KCWELLS	EPA 300.0
Nitrate	<0.10	mg/L	03/10/2023	KCWELLS	EPA 300.0
Sulfate	134	mg/L	03/10/2023	KCWELLS	EPA 300.0
Chloride	693	mg/L	03/10/2023	KCWELLS	EPA 300.0
Fluoride	0.13	mg/L	03/10/2023	KCWELLS	EPA 300.0
Total Dissolved Solids	1926	mg/L	03/15/2023	KCWELLS	SM 2540C
Radium 226	1.53	pCi/L	04/11/2023	GEL	EPA 903.1 Mod
Radium 228	0.311	pCi/L	04/04/2023	GEL	EPA 904.0
Radium 226/228 Combined Calculation	1.84	pCi/L	04/11/2023	GEL	EPA 903.1 Mod
Alkalinity as CaCO3	<5.71	mg/kg	03/13/2023	GEL	SM2320B
Alkalinity	481	mg/L	03/13/2023	GEL	SM 2320B
Bicarbonate Alkalinity	481	mg/L	03/13/2023	GEL	SM 2320B
Silver	<1	ug/L	03/20/2023	EUROFINS SAV	EPA 6020B
Silver- Dissolved	<1	ug/L	03/20/2023	EUROFINS SAV	EPA 200.8

Comments:

Independent Laboratory Results: "GEL" - GEL Laboratories LLC - Lab ID # 10120; "Test America" - TestAmerica Laboratories, Inc. - Lab ID# 98001; "DavisBrown"- Davis & Brown Lab ID # 21117; "Shealy"- Shealy Environmental Services, Inc.- Lab ID# 32010 "ROGERSCALLCO"- Rogers & Callcot, Inc.- Lab ID # 23105001

Analysis Validated: Linda Williams Validation date: 05/08/2023

Linda Williams - Manager Analytical Services

Authorized Signature Only- Not Valid Unless Signed

santee cooper

One Riverwood Drive
P.O. Box 2946101
Moncks Corner, SC 29461-2901
(843) 761-8000

SANTEE COOPER ANALYTICAL SERVICES

CERTIFICATE OF ANALYSIS

LAB CERTIFICATION #08552

Sample # AF56429 **Location:** GW Well WAP-28 **Date:** 03/08/2023 **Sample Collector:** ZDM/ML

Loc. Code WAP-28 **Time:** 12:12

Analysis	Result	Units	Test Date	Analyst	Method
Aluminum	2.41	mg/L	03/21/2023	EUROFINS SAV	EPA 6020B
Aluminum - Dissolved	2.31	mg/L	03/20/2023	EUROFINS SAV	EPA 200.7
Arsenic	<3	ug/L	03/21/2023	EUROFINS SAV	EPA 6020B
Arsenic Dissolved	<3	ug/L	03/21/2023	EUROFINS SAV	EPA 6020B
Barium	258	ug/L	03/21/2023	EUROFINS SAV	EPA 6020B
Barium Dissolved	245	ug/L	03/20/2023	EUROFINS SAV	EPA 6020B
Beryllium	0.985	ug/L	03/21/2023	EUROFINS SAV	EPA 6020B
Beryllium Dissolved	0.97	ug/L	03/21/2023	EUROFINS SAV	EPA 6020B
Calcium	73.10	mg/L	03/20/2023	EUROFINS SAV	EPA 6010D
Calcium Dissolved	74	mg/L	03/20/2023	EUROFINS SAV	EPA 6020B
Cadmium	<0.5	ug/L	03/21/2023	EUROFINS SAV	EPA 6020B
Cadmium - Dissolved	<0.5	ug/L	03/20/2023	EUROFINS SAV	EPA 200.8
Cobalt	18.6	ug/L	03/21/2023	EUROFINS SAV	EPA 6020B
Cobalt Dissolved	19.1	ug/L	03/21/2023	EUROFINS SAV	EPA 6020B
Chromium	<5	ug/L	03/21/2023	EUROFINS SAV	EPA 6020B
Chromium - Dissolved	<5	ug/L	03/20/2023	EUROFINS SAV	EPA 200.8
Lead	3.19	ug/L	03/21/2023	EUROFINS SAV	EPA 6020B
Lead - Dissolved	2.54	ug/L	03/20/2023	EUROFINS SAV	EPA 200.8
Antimony	<5	ug/L	03/21/2023	EUROFINS SAV	EPA 6020B
Antimony - Dissolved	<5	ug/L	03/20/2023	EUROFINS SAV	EPA 200.8
Selenium	<20	ug/L	03/20/2023	EUROFINS SAV	EPA 6010D
Selenium - Dissolved	<20	ug/L	03/20/2023	EUROFINS SAV	EPA 200.8
Thallium	<1	ug/L	03/21/2023	EUROFINS SAV	EPA 6020B
Thallium - Dissolved	<1	ug/L	03/20/2023	EUROFINS SAV	EPA 200.8
Boron	2620	ug/L	04/24/2023	LCWILLIA	EPA 6010D
Boron Dissolved	4920	ug/L	03/23/2023	EUROFINS SAV	EPA 6010D
Lithium	5.07	ug/L	04/20/2023	LCWILLIA	EPA 6010D
Lithium Dissolved	5.1	ug/L	04/19/2023	LCWILLIA	EPA 6010D
Molybdenum	<10	ug/L	03/21/2023	EUROFINS SAV	EPA 6010D
Molybdenum Dissolved	<10	ug/L	03/20/2023	EUROFINS SAV	EPA 6010D
Mercury	<0.2	ug/L	03/21/2023	EUROFINS SAV	EPA 7470
Iron	94400	ug/L	03/20/2023	EUROFINS SAV	EPA 6010D
Iron - Dissolved	92900	ug/L	03/21/2023	EUROFINS SAV	EPA 6020B
Potassium	<1	mg/L	03/20/2023	EUROFINS SAV	EPA 6010D
Potassium Dissolved	<1	mg/L	03/20/2023	EUROFINS SAV	EPA 6020B
Sodium	82.2	mg/L	03/20/2023	EUROFINS SAV	EPA 6010D
Sodium Dissolved	82.9	mg/L	03/21/2023	EUROFINS SAV	EPA 6020B
Magnesium	26.0	mg/L	03/20/2023	EUROFINS SAV	EPA 6010D
Magnesium Dissolved	26.0	mg/L	03/20/2023	EUROFINS SAV	EPA 6020B
Manganese	1540	ug/L	03/21/2023	EUROFINS SAV	EPA 6020B
Manganese Dissolved	1380	ug/L	03/24/2023	EUROFINS SAV	EPA 6020B
Zinc	<20	ug/L	03/21/2023	EUROFINS SAV	EPA 6020B
Zinc Dissolved	<20	ug/L	03/20/2023	EUROFINS SAV	EPA 6020B
Copper	<5	ug/L	03/21/2023	EUROFINS SAV	EPA 6020B
Nickel	<5	ug/L	03/21/2023	EUROFINS SAV	EPA 6020B
Nickel - Dissolved	5.89	ug/L	03/20/2023	EUROFINS SAV	EPA 200.8
Sulfide	<0.1	mg/L	03/14/2023	SUB_GEL	EPA 9034
Total Organic Carbon	2.31	mg/L	03/21/2023	SUB_GEL	SM 5310B
Dissoloved Organic Carbon	2.22	mg/L	03/16/2023	SUB_GEL	SM 5310B

santee cooper

One Riverwood Drive
P.O. Box 2946101
Moncks Corner, SC 29461-2901
(843) 761-8000

SANTEE COOPER ANALYTICAL SERVICES

CERTIFICATE OF ANALYSIS

LAB CERTIFICATION #08552

Sample # AF56429 **Location:** GW Well WAP-28 **Date:** 03/08/2023 **Sample Collector:** ZDM/ML

Loc. Code WAP-28 **Time:** 12:12

Analysis	Result	Units	Test Date	Analyst	Method
Nitrite	<0.10	mg/L	03/10/2023	KCWELLS	EPA 300.0
Nitrate	<0.10	mg/L	03/10/2023	KCWELLS	EPA 300.0
Sulfate	76.0	mg/L	03/10/2023	KCWELLS	EPA 300.0
Chloride	418	mg/L	03/10/2023	KCWELLS	EPA 300.0
Fluoride	0.30	mg/L	03/10/2023	KCWELLS	EPA 300.0
Total Dissolved Solids	780.0	mg/L	03/15/2023	KCWELLS	SM 2540C
Radium 226	0.578	pCi/L	04/11/2023	GEL	EPA 903.1 Mod
Radium 228	3.39	pCi/L	04/04/2023	GEL	EPA 904.0
Radium 226/228 Combined Calculation	3.97	pCi/L	04/11/2023	GEL	EPA 903.1 Mod
Alkalinity as CaCO3	<5.71	mg/kg	03/13/2023	SUB_GEL	SM2320B
Alkalinity	13.1	mg/L	03/13/2023	SUB_GEL	SM 2320B
Bicarbonate Alkalinity	13.1	mg/L	03/13/2023	SUB_GEL	SM 2320B
Silver	<1	ug/L	03/20/2023	EUROFINS SAV	EPA 6020B
Silver- Dissolved	<1	ug/L	03/20/2023	EUROFINS SAV	EPA 200.8

Comments:

Independent Laboratory Results: "GEL" - GEL Laboratories LLC - Lab ID # 10120; "Test America" - TestAmerica Laboratories, Inc. - Lab ID# 98001; "DavisBrown"- Davis & Brown Lab ID # 21117; "Shealy"- Shealy Environmental Services, Inc.- Lab ID# 32010 "ROGERSCALLCO"- Rogers & Callcot, Inc.- Lab ID # 23105001

Analysis Validated: Linda Williams Validation date: 05/08/2023

Linda Williams - Manager Analytical Services

Authorized Signature Only- Not Valid Unless Signed

santee cooper

One Riverwood Drive
P.O. Box 2946101
Moncks Corner, SC 29461-2901
(843) 761-8000

SANTEE COOPER ANALYTICAL SERVICES

CERTIFICATE OF ANALYSIS

LAB CERTIFICATION #08552

Sample # AF60587 **Location:** GW Well WAP-28 **Date:** 04/10/2023 **Sample Collector:** ZDM/BWM

Loc. Code WAP-28 **Time:** 09:58

Analysis	Result	Units	Test Date	Analyst	Method
Arsenic	<3	ug/l	04/20/2023	EUROFINS SAV	EPA 6020B
Barium	229	ug/L	04/20/2023	EUROFINS SAV	EPA 6020B
Beryllium	1.00	ug/l	04/20/2023	EUROFINS SAV	EPA 6020B
Boron	2690	ug/L	04/24/2023	LCWILLIA	EPA 6010D
Calcium	75.2	mg/l	04/20/2023	EUROFINS SAV	EPA 6020B
Cadmium	<0.5	ug/L	04/20/2023	EUROFINS SAV	EPA 6020B
Cobalt	17.7	ug/L	04/20/2023	EUROFINS SAV	EPA 6020B
Chromium	<5	ug/L	04/20/2023	EUROFINS SAV	EPA 6020B
Mercury	<0.2	ug/L	04/21/2023	EUROFINS SAV	EPA 7470
Lithium	<5	ug/L	04/24/2023	LCWILLIA	EPA 6010D
Molybdenum	<5	ug/L	04/24/2023	LCWILLIA	EPA 6010D
Lead	3.09	ug/L	04/20/2023	EUROFINS SAV	EPA 6020B
Antimony	<5	ug/L	04/20/2023	EUROFINS SAV	EPA 6020B
Selenium	<2.5	ug/L	04/20/2023	EUROFINS SAV	EPA 6020B
Thallium	<1	ug/L	04/20/2023	EUROFINS SAV	EPA 6020B
Radium 226	4.15	pCi/L	04/20/2023	GEL	EPA 903.1 Mod
Radium 228	2.95	pCi/L	05/08/2023	GEL	EPA 904.0
Radium 226/228 Combined Calculation	7.10	pCi/L	05/12/2023	GEL	EPA 903.1 Mod
Chloride	412	mg/L	04/18/2023	KCWELLS	EPA 300.0
Fluoride	0.44	mg/L	04/18/2023	KCWELLS	EPA 300.0
Sulfate	79.7	mg/L	04/18/2023	KCWELLS	EPA 300.0
Total Dissolved Solids	978.8	mg/L	04/19/2023	KCWELLS	SM 2540C
pH	4.50	SU	04/10/2023	ZDM/BWM	
Spec. Cond.	1070	uS	04/10/2023	ZDM/BWM	
Dissolved Oxygen	0.420	ppm	04/10/2023	ZDM/BWM	
Oxidation Reduction Potential	198	mv	04/10/2023	ZDM/BWM	SM2580
Temp	20.04	C	04/10/2023	ZDM/BWM	
Turbidity	0	NTU	04/10/2023	ZDM/BWM	
Depth	10.71	Feet	04/10/2023	ZDM/BWM	
Elevation	12.38	Feet	04/11/2023	ZDMCHENR	

Comments:

Independent Laboratory Results: "GEL" - GEL Laboratories LLC - Lab ID # 10120; "Test America" - TestAmerica Laboratories, Inc. - Lab ID# 98001; "DavisBrown"- Davis & Brown Lab ID # 21117; "Shealy"- Shealy Environmental Services, Inc.- Lab ID# 32010 "ROGERSCALLCO"- Rogers & Callcot, Inc.- Lab ID # 23105001

Analysis Validated: Linda Williams

Linda Williams - Supervisor Analytical Services

santee cooper

One Riverwood Drive
P.O. Box 2946101
Moncks Corner, SC 29461-2901
(843) 761-8000

SANTEE COOPER ANALYTICAL SERVICES

CERTIFICATE OF ANALYSIS

LAB CERTIFICATION #08552

Sample # AF68711 **Location:** GW Well WAP-1 **Date:** 06/27/2023 **Sample Collector:** WJK/ML

Loc. Code WAP-1 **Time:** 11:26

Analysis	Result	Units	Test Date	Analyst	Method
Aluminum	1.14	mg/L	08/08/2023	EUROFINS SAV	EPA 6020B
Arsenic	8.50	ug/L	08/08/2023	EUROFINS SAV	EPA 6020B
Barium	77.1	ug/L	08/08/2023	EUROFINS SAV	EPA 6020B
Beryllium	<0.5	ug/L	08/08/2023	EUROFINS SAV	EPA 6020B
Calcium	8.49	ug/L	08/03/2023	EUROFINS SAV	EPA 6010D
Cadmium	<0.5	ug/L	08/08/2023	EUROFINS SAV	EPA 6020B
Cobalt	0.595	ug/L	08/08/2023	EUROFINS SAV	EPA 6020B
Chromium	<5	ug/L	08/08/2023	EUROFINS SAV	EPA 6020B
Iron	2200	ug/L	08/08/2023	EUROFINS SAV	EPA 6020B
Magnesium	0.733	mg/L	08/08/2023	EUROFINS SAV	EPA 6020B
Lead	<2.5	ug/L	08/08/2023	EUROFINS SAV	EPA 6020B
Antimony	<5	ug/L	08/08/2023	EUROFINS SAV	EPA 6020B
Selenium	<20	ug/L	08/03/2023	EUROFINS SAV	EPA 6010D
Thallium	<1	ug/L	08/08/2023	EUROFINS SAV	EPA 6020B
Boron	41.0	ug/L	08/21/2023	SKJACOBS	EPA 6010D
Lithium	<5.0	ug/L	08/21/2023	SKJACOBS	EPA 6010D
Molybdenum	<5.0	ug/L	08/21/2023	SKJACOBS	EPA 6010D
Mercury	<0.2	ug/L	07/11/2023	EUROFINS SAV	EPA 7470
Zinc	<20	ug/L	08/08/2023	EUROFINS SAV	EPA 6020B
Copper	<5	ug/L	08/08/2023	EUROFINS SAV	EPA 6020B
Nickel	<5	ug/L	08/08/2023	EUROFINS SAV	EPA 6020B
Fluoride	<0.10	mg/L	07/07/2023	KCWELLS	EPA 300.0
Chloride	10.5	mg/L	07/07/2023	KCWELLS	EPA 300.0
Sulfate	31.1	mg/L	07/07/2023	KCWELLS	EPA 300.0
Total Dissolved Solids	90.00	mg/L	07/05/2023	NTCHIN	SM 2540C
Radium 226	1.85	pCi/L	07/24/2023	GEL	EPA 903.1 Mod
Radium 228	-0.145	pCi/L	07/17/2023	GEL	EPA 904.0
Radium 226/228 Combined Calculation	1.85	pCi/L	07/24/2023	GEL	EPA 903.1 Mod
pH	4.51	SU	06/27/2023	WJK/ML	

Comments:

Independent Laboratory Results: "GEL" - GEL Laboratories LLC - Lab ID # 10120; "Test America" - TestAmerica Laboratories, Inc. - Lab ID# 98001; "DavisBrown"- Davis & Brown Lab ID # 21117; "Shealy"- Shealy Environmental Services, Inc.- Lab ID# 32010 "ROGERSCALLCO"- Rogers & Callcot, Inc.- Lab ID # 23105001

Analysis Validated: Validation date: 9/19/23

Linda Williams - Manager Analytical Services

Authorized Signature Only- Not Valid Unless Signed

santee cooper

One Riverwood Drive
P.O. Box 2946101
Moncks Corner, SC 29461-2901
(843) 761-8000

SANTEE COOPER ANALYTICAL SERVICES

CERTIFICATE OF ANALYSIS

LAB CERTIFICATION #08552

Sample # AF68748 **Location:** GW Well WBW-1 **Date:** 06/27/2023 **Sample Collector:** WJK/ML

Loc. Code WBW-1 **Time:** 10:15

Analysis	Result	Units	Test Date	Analyst	Method
Aluminum	0.938	mg/L	08/07/2023	EUROFINS SAV	EPA 6020B
Arsenic	<3	ug/L	08/07/2023	EUROFINS SAV	EPA 6020B
Barium	53.4	ug/L	08/07/2023	EUROFINS SAV	EPA 6020B
Beryllium	<0.5	ug/L	08/07/2023	EUROFINS SAV	EPA 6020B
Calcium	3260	ug/L	08/03/2023	EUROFINS SAV	EPA 6010D
Cadmium	<0.5	ug/L	08/07/2023	EUROFINS SAV	EPA 6020B
Cobalt	2.00	ug/L	08/07/2023	EUROFINS SAV	EPA 6020B
Chromium	<5	ug/L	08/07/2023	EUROFINS SAV	EPA 6020B
Iron	<100	ug/L	08/07/2023	EUROFINS SAV	EPA 6020B
Magnesium	1.28	mg/L	08/07/2023	EUROFINS SAV	EPA 6020B
Lead	<2.5	ug/L	08/07/2023	EUROFINS SAV	EPA 6020B
Antimony	<5	ug/L	08/07/2023	EUROFINS SAV	EPA 6020B
Selenium	<20	ug/L	08/03/2023	EUROFINS SAV	EPA 6010D
Thallium	<1	ug/L	08/07/2023	EUROFINS SAV	EPA 6020B
Boron	53.1	ug/L	08/23/2023	SKJACOBS	EPA 6010D
Lithium	<5.0	ug/L	08/23/2023	SKJACOBS	EPA 6010D
Molybdenum	<5.0	ug/L	08/23/2023	SKJACOBS	EPA 6010D
Mercury	<0.2	ug/L	07/11/2023	EUROFINS SAV	EPA 7470
Zinc	<20	ug/L	08/07/2023	EUROFINS SAV	EPA 6020B
Copper	<5	ug/L	08/07/2023	EUROFINS SAV	EPA 6020B
Nickel	<5	ug/L	08/07/2023	EUROFINS SAV	EPA 6020B
Fluoride	<0.10	mg/L	07/07/2023	KCWELLS	EPA 300.0
Chloride	7.58	mg/L	07/07/2023	KCWELLS	EPA 300.0
Sulfate	14.4	mg/L	07/07/2023	KCWELLS	EPA 300.0
Total Dissolved Solids	42.50	mg/L	07/05/2023	NTCHIN	SM 2540C
Radium 226	0.388	pCi/L	07/24/2023	GEL	EPA 903.1 Mod
Radium 228	3.93	pCi/L	07/19/2023	GEL	EPA 904.0
Radium 226/228 Combined Calculation	4.32	pCi/L	07/24/2023	GEL	EPA 903.1 Mod
pH	3.94	SU	06/27/2023	WJK/ML	

Comments:

Independent Laboratory Results: "GEL" - GEL Laboratories LLC - Lab ID # 10120; "Test America" - TestAmerica Laboratories, Inc. - Lab ID# 98001; "DavisBrown"- Davis & Brown Lab ID # 21117 ; "Shealy"- Shealy Environmental Services, Inc.- Lab ID# 32010 "ROGERSCALLCO"- Rogers & Callcot, Inc.- Lab ID # 23105001

Analysis Validated: Validation date: 9/19/23

Linda Williams - Manager Analytical Services

Authorized Signature Only- Not Valid Unless Signed

santee cooper

One Riverwood Drive
P.O. Box 2946101
Moncks Corner, SC 29461-2901
(843) 761-8000

SANTEE COOPER ANALYTICAL SERVICES

CERTIFICATE OF ANALYSIS

LAB CERTIFICATION #08552

Sample # AF68712 **Location:** GW Well WAP-2 **Date:** 06/28/2023 **Sample Collector:** WJK/ML

Loc. Code WAP-2 **Time:** 15:20

Analysis	Result	Units	Test Date	Analyst	Method
Aluminum	0.103	mg/L	08/08/2023	EUROFINS SAV	EPA 6020B
Arsenic	45.7	ug/L	08/08/2023	EUROFINS SAV	EPA 6020B
Barium	179	ug/L	08/08/2023	EUROFINS SAV	EPA 6020B
Beryllium	0.570	ug/L	08/08/2023	EUROFINS SAV	EPA 6020B
Calcium	212	ug/L	08/03/2023	EUROFINS SAV	EPA 6010D
Cadmium	<0.5	ug/L	08/08/2023	EUROFINS SAV	EPA 6020B
Cobalt	4.70	ug/L	08/08/2023	EUROFINS SAV	EPA 6020B
Chromium	<5	ug/L	08/08/2023	EUROFINS SAV	EPA 6020B
Iron	17800	ug/L	08/08/2023	EUROFINS SAV	EPA 6020B
Magnesium	26.9	mg/L	08/08/2023	EUROFINS SAV	EPA 6020B
Lead	<2.5	ug/L	08/08/2023	EUROFINS SAV	EPA 6020B
Antimony	<5	ug/L	08/08/2023	EUROFINS SAV	EPA 6020B
Selenium	<20	ug/L	08/03/2023	EUROFINS SAV	EPA 6010D
Thallium	<1	ug/L	08/08/2023	EUROFINS SAV	EPA 6020B
Boron	3870	ug/L	08/21/2023	SKJACOBS	EPA 6010D
Lithium	20.2	ug/L	08/21/2023	SKJACOBS	EPA 6010D
Molybdenum	<5.0	ug/L	08/21/2023	SKJACOBS	EPA 6010D
Mercury	<0.2	ug/L	07/11/2023	EUROFINS SAV	EPA 7470
Zinc	<20	ug/L	08/08/2023	EUROFINS SAV	EPA 6020B
Copper	<5	ug/L	08/08/2023	EUROFINS SAV	EPA 6020B
Fluoride	0.11	mg/L	07/07/2023	KCWELLS	EPA 300.0
Chloride	188	mg/L	07/07/2023	KCWELLS	EPA 300.0
Sulfate	347	mg/L	07/07/2023	KCWELLS	EPA 300.0
Total Dissolved Solids	1082	mg/L	07/05/2023	NTCHIN	SM 2540C
Radium 226	1.83	pCi/L	07/24/2023	GEL	EPA 903.1 Mod
Radium 228	1.17	pCi/L	07/17/2023	GEL	EPA 904.0
Radium 226/228 Combined Calculation	3.01	pCi/L	07/24/2023	GEL	EPA 903.1 Mod
pH	6.33	SU	06/28/2023	WJK/ML	

Comments:

Independent Laboratory Results: "GEL" - GEL Laboratories LLC - Lab ID # 10120; "Test America" - TestAmerica Laboratories, Inc. - Lab ID# 98001; "DavisBrown"- Davis & Brown Lab ID # 21117; "Shealy"- Shealy Environmental Services, Inc.- Lab ID# 32010 "ROGERSCALLCO"- Rogers & Callcot, Inc.- Lab ID # 23105001

Analysis Validated: Validation date: 9/19/23

Linda Williams - Manager Analytical Services

Authorized Signature Only- Not Valid Unless Signed

santee cooper

One Riverwood Drive
P.O. Box 2946101
Moncks Corner, SC 29461-2901
(843) 761-8000

SANTEE COOPER ANALYTICAL SERVICES

CERTIFICATE OF ANALYSIS

LAB CERTIFICATION #08552

Sample # AF68713 **Location:** GW Well WAP-3 **Date:** 06/29/2023 **Sample Collector:** WJK/ML

Loc. Code WAP-3 **Time:** 13:51

Analysis	Result	Units	Test Date	Analyst	Method
Aluminum	<0.1	mg/L	08/07/2023	EUROFINS SAV	EPA 6020B
Arsenic	<3	ug/L	08/07/2023	EUROFINS SAV	EPA 6020B
Barium	200	ug/L	08/07/2023	EUROFINS SAV	EPA 6020B
Beryllium	<0.5	ug/L	08/07/2023	EUROFINS SAV	EPA 6020B
Calcium	266	ug/L	08/03/2023	EUROFINS SAV	EPA 6010D
Cadmium	<0.5	ug/L	08/07/2023	EUROFINS SAV	EPA 6020B
Cobalt	<0.5	ug/L	08/07/2023	EUROFINS SAV	EPA 6020B
Chromium	<5	ug/L	08/07/2023	EUROFINS SAV	EPA 6020B
Iron	18600	ug/L	08/07/2023	EUROFINS SAV	EPA 6020B
Magnesium	13.8	mg/L	08/07/2023	EUROFINS SAV	EPA 6020B
Lead	<2.5	ug/L	08/07/2023	EUROFINS SAV	EPA 6020B
Antimony	<5	ug/L	08/07/2023	EUROFINS SAV	EPA 6020B
Selenium	<20	ug/L	08/03/2023	EUROFINS SAV	EPA 6010D
Thallium	<1	ug/L	08/07/2023	EUROFINS SAV	EPA 6020B
Boron	1570	ug/L	08/21/2023	SKJACOBS	EPA 6010D
Lithium	22.9	ug/L	08/21/2023	SKJACOBS	EPA 6010D
Molybdenum	<5.0	ug/L	08/21/2023	SKJACOBS	EPA 6010D
Mercury	<0.2	ug/L	07/11/2023	EUROFINS SAV	EPA 7470
Zinc	<20	ug/L	08/07/2023	EUROFINS SAV	EPA 6020B
Copper	<5	ug/L	08/07/2023	EUROFINS SAV	EPA 6020B
Fluoride	0.1	mg/L	07/07/2023	KCWELLS	EPA 300.0
Chloride	239	mg/L	07/16/2023	KCWELLS	EPA 300.0
Sulfate	174	mg/L	07/16/2023	KCWELLS	EPA 300.0
Total Dissolved Solids	1308	mg/L	07/07/2023	NTCHIN	SM 2540C
Radium 226	1.25	pCi/L	07/24/2023	GEL	EPA 903.1 Mod
Radium 228	3.09	pCi/L	07/17/2023	GEL	EPA 904.0
Radium 226/228 Combined Calculation	4.34	pCi/L	07/24/2023	GEL	EPA 903.1 Mod
pH	6.35	SU	06/29/2023	WJK/ML	

Comments:

Independent Laboratory Results: "GEL" - GEL Laboratories LLC - Lab ID # 10120; "Test America" - TestAmerica Laboratories, Inc. - Lab ID# 98001; "DavisBrown"- Davis & Brown Lab ID # 21117; "Shealy"- Shealy Environmental Services, Inc.- Lab ID# 32010 "ROGERSCALLCO"- Rogers & Callcot, Inc.- Lab ID # 23105001

Analysis Validated: Linda Williams - Manager Analytical Services Validation date: 9/19/23

Authorized Signature Only- Not Valid Unless Signed

santee cooper

One Riverwood Drive
P.O. Box 2946101
Moncks Corner, SC 29461-2901
(843) 761-8000

SANTEE COOPER ANALYTICAL SERVICES

CERTIFICATE OF ANALYSIS

LAB CERTIFICATION #08552

Sample # AF68723 **Location:** GW Well WAP-12 **Date:** 07/17/2023 **Sample Collector:** WJK/ML

Loc. Code WAP-12 **Time:** 13:00

Analysis	Result	Units	Test Date	Analyst	Method
Arsenic	<3	ug/L	08/24/2023	EUROFINS SAV	EPA 6020B
Barium	21.6	ug/L	08/24/2023	EUROFINS SAV	EPA 6020B
Beryllium	<0.5	ug/L	08/24/2023	EUROFINS SAV	EPA 6020B
Calcium	139000	ug/L	08/24/2023	EUROFINS SAV	EPA 6010D
Cadmium	<0.5	ug/L	08/24/2023	EUROFINS SAV	EPA 6020B
Cobalt	0.925	ug/L	08/24/2023	EUROFINS SAV	EPA 6020B
Chromium	<5	ug/L	08/24/2023	EUROFINS SAV	EPA 6020B
Lead	<2.5	ug/L	08/24/2023	EUROFINS SAV	EPA 6020B
Antimony	<5	ug/L	08/24/2023	EUROFINS SAV	EPA 6020B
Selenium	<20	ug/L	08/24/2023	EUROFINS SAV	EPA 6010D
Thallium	<1	ug/L	08/24/2023	EUROFINS SAV	EPA 6020B
Boron	1780	ug/L	08/25/2023	SKJACOBS	EPA 6010D
Lithium	<5.0	ug/L	08/25/2023	SKJACOBS	EPA 6010D
Molybdenum	<5.0	ug/L	08/25/2023	SKJACOBS	EPA 6010D
Mercury	<0.2	ug/L	07/21/2023	EUROFINS SAV	EPA 7470
Fluoride	<0.10	mg/L	07/26/2023	KCWELLS	EPA 300.0
Chloride	106	mg/L	07/26/2023	KCWELLS	EPA 300.0
Sulfate	330	mg/L	07/26/2023	KCWELLS	EPA 300.0
Total Dissolved Solids	711.2	mg/L	07/21/2023	NTCHIN	SM 2540C
Radium 226	0.688	pCi/L	08/17/2023	GEL	EPA 903.1 Mod
Radium 228	2.31	pCi/L	08/09/2023	GEL	EPA 904.0
Radium 226/228 Combined Calculation	2.99	pCi/L	08/17/2023	GEL	EPA 903.1 Mod
pH	4.49	SU	07/17/2023	WJK/ML	

Comments:

Independent Laboratory Results: "GEL" - GEL Laboratories LLC - Lab ID # 10120; "Test America" - TestAmerica Laboratories, Inc. - Lab ID# 98001; "DavisBrown"- Davis & Brown Lab ID # 21117 ; "Shealy"- Shealy Environmental Services, Inc.- Lab ID# 32010 "ROGERSCALLCO"- Rogers & Callcot, Inc.- Lab ID # 23105001

Analysis Validated: _____ Validation date: 9/19/23

Linda Williams - Manager Analytical Services

Authorized Signature Only- Not Valid Unless Signed

santee cooper

One Riverwood Drive
P.O. Box 2946101
Moncks Corner, SC 29461-2901
(843) 761-8000

SANTEE COOPER ANALYTICAL SERVICES

CERTIFICATE OF ANALYSIS

LAB CERTIFICATION #08552

Sample # AF68724 **Location:** GW Well WAP-12 **Date:** 07/17/2023 **Sample Collector:** WJK/ML

Loc. Code WAP-12 DUP **Time:** 13:05

Analysis	Result	Units	Test Date	Analyst	Method
Arsenic	<3	ug/L	08/24/2023	EUROFINS SAV	EPA 6020B
Barium	22.9	ug/L	08/24/2023	EUROFINS SAV	EPA 6020B
Beryllium	<0.5	ug/L	08/24/2023	EUROFINS SAV	EPA 6020B
Calcium	139000	ug/L	08/24/2023	EUROFINS SAV	EPA 6010D
Cadmium	<0.5	ug/L	08/24/2023	EUROFINS SAV	EPA 6020B
Cobalt	0.975	ug/L	08/24/2023	EUROFINS SAV	EPA 6020B
Chromium	<5	ug/L	08/24/2023	EUROFINS SAV	EPA 6020B
Lead	<2.5	ug/L	08/24/2023	EUROFINS SAV	EPA 6020B
Antimony	<5	ug/L	08/24/2023	EUROFINS SAV	EPA 6020B
Selenium	<20	ug/L	08/24/2023	EUROFINS SAV	EPA 6010D
Thallium	<1	ug/L	08/24/2023	EUROFINS SAV	EPA 6020B
Boron	1830	ug/L	08/25/2023	SKJACOBS	EPA 6010D
Lithium	<5.0	ug/L	08/25/2023	SKJACOBS	EPA 6010D
Molybdenum	<5.0	ug/L	08/25/2023	SKJACOBS	EPA 6010D
Mercury	<0.2	ug/L	07/21/2023	EUROFINS SAV	EPA 7470
Fluoride	<0.10	mg/L	07/26/2023	KCWELLS	EPA 300.0
Chloride	105	mg/L	07/26/2023	KCWELLS	EPA 300.0
Sulfate	338	mg/L	07/26/2023	KCWELLS	EPA 300.0
Total Dissolved Solids	740.0	mg/L	07/21/2023	NTCHIN	SM 2540C
Radium 226	0.856	pCi/L	08/17/2023	GEL	EPA 903.1 Mod
Radium 228	0.607	pCi/L	08/09/2023	GEL	EPA 904.0
Radium 226/228 Combined Calculation	1.46	pCi/L	08/17/2023	GEL	EPA 903.1 Mod

Comments:

Independent Laboratory Results: "GEL" - GEL Laboratories LLC - Lab ID # 10120; "Test America" - TestAmerica Laboratories, Inc. - Lab ID# 98001; "DavisBrown"- Davis & Brown Lab ID # 21117; "Shealy"- Shealy Environmental Services, Inc.- Lab ID# 32010 "ROGERSCALLCO"- Rogers & Callcot, Inc.- Lab ID # 23105001

Analysis Validated: _____ Validation date: 9/19/23

Linda Williams - Manager Analytical Services

Authorized Signature Only- Not Valid Unless Signed

santee cooper

One Riverwood Drive
P.O. Box 2946101
Moncks Corner, SC 29461-2901
(843) 761-8000

SANTEE COOPER ANALYTICAL SERVICES

CERTIFICATE OF ANALYSIS

LAB CERTIFICATION #08552

Sample # AF68725 **Location:** GW Well WAP-13 **Date:** 07/18/2023 **Sample Collector:** WJK/ML

Loc. Code WAP-13 **Time:** 11:49

Analysis	Result	Units	Test Date	Analyst	Method
Arsenic	<3	ug/L	08/24/2023	EUROFINS SAV	EPA 6020B
Barium	270	ug/L	08/24/2023	EUROFINS SAV	EPA 6020B
Beryllium	<0.5	ug/L	08/24/2023	EUROFINS SAV	EPA 6020B
Calcium	400000	ug/L	08/24/2023	EUROFINS SAV	EPA 6010D
Cadmium	<0.5	ug/L	08/24/2023	EUROFINS SAV	EPA 6020B
Cobalt	0.500	ug/L	08/24/2023	EUROFINS SAV	EPA 6020B
Chromium	<5	ug/L	08/24/2023	EUROFINS SAV	EPA 6020B
Lead	<2.5	ug/L	08/24/2023	EUROFINS SAV	EPA 6020B
Antimony	<5	ug/L	08/24/2023	EUROFINS SAV	EPA 6020B
Selenium	<20	ug/L	08/24/2023	EUROFINS SAV	EPA 6010D
Thallium	<1	ug/L	08/24/2023	EUROFINS SAV	EPA 6020B
Boron	3970	ug/L	08/25/2023	SKJACOBS	EPA 6010D
Lithium	8.63	ug/L	08/25/2023	SKJACOBS	EPA 6010D
Molybdenum	<5.0	ug/L	08/25/2023	SKJACOBS	EPA 6010D
Mercury	<0.2	ug/L	07/26/2023	EUROFINS SAV	EPA 7470
Fluoride	0.12	mg/L	07/26/2023	KCWELLS	EPA 300.0
Chloride	624	mg/L	07/26/2023	KCWELLS	EPA 300.0
Sulfate	147	mg/L	07/26/2023	KCWELLS	EPA 300.0
Total Dissolved Solids	2335	mg/L	07/24/2023	NTCHIN	SM 2540C
Radium 226	1.76	pCi/L	08/17/2023	GEL	EPA 903.1 Mod
Radium 228	1.69	pCi/L	08/09/2023	GEL	EPA 904.0
Radium 226/228 Combined Calculation	3.46	pCi/L	08/17/2023	GEL	EPA 903.1 Mod
pH	6.46	SU	07/18/2023	WJK/ML	

Comments:

Independent Laboratory Results: "GEL" - GEL Laboratories LLC - Lab ID # 10120; "Test America" - TestAmerica Laboratories, Inc. - Lab ID# 98001; "DavisBrown"- Davis & Brown Lab ID # 21117; "Shealy"- Shealy Environmental Services, Inc.- Lab ID# 32010 "ROGERSCALLCO"- Rogers & Callcot, Inc.- Lab ID # 23105001

Analysis Validated: Validation date: 9/19/23

Linda Williams - Manager Analytical Services

Authorized Signature Only- Not Valid Unless Signed

santee cooper

One Riverwood Drive
P.O. Box 2946101
Moncks Corner, SC 29461-2901
(843) 761-8000

SANTEE COOPER ANALYTICAL SERVICES

CERTIFICATE OF ANALYSIS

LAB CERTIFICATION #08552

Sample # AF68746 **Location:** GW Well WAP-28 **Date:** 07/17/2023 **Sample Collector:** WJK/ML

Loc. Code WAP-28 **Time:** 14:24

Analysis	Result	Units	Test Date	Analyst	Method
Arsenic	<3	ug/L	08/24/2023	EUROFINS SAV	EPA 6020B
Barium	191	ug/L	08/24/2023	EUROFINS SAV	EPA 6020B
Beryllium	0.695	ug/L	08/24/2023	EUROFINS SAV	EPA 6020B
Calcium	97500	ug/L	08/24/2023	EUROFINS SAV	EPA 6010D
Cadmium	<0.5	ug/L	08/24/2023	EUROFINS SAV	EPA 6020B
Cobalt	18.8	ug/L	08/24/2023	EUROFINS SAV	EPA 6020B
Chromium	<5	ug/L	08/24/2023	EUROFINS SAV	EPA 6020B
Lead	<2.5	ug/L	08/24/2023	EUROFINS SAV	EPA 6020B
Antimony	<5	ug/L	08/24/2023	EUROFINS SAV	EPA 6020B
Selenium	<20	ug/L	08/24/2023	EUROFINS SAV	EPA 6010D
Thallium	<1	ug/L	08/24/2023	EUROFINS SAV	EPA 6020B
Boron	2800	ug/L	08/25/2023	SKJACOBS	EPA 6010D
Lithium	5.50	ug/L	08/25/2023	SKJACOBS	EPA 6010D
Molybdenum	<5.0	ug/L	08/25/2023	SKJACOBS	EPA 6010D
Mercury	<0.2	ug/L	08/03/2023	EUROFINS SAV	EPA 7470
Fluoride	0.25	mg/L	07/26/2023	KCWELLS	EPA 300.0
Chloride	392	mg/L	07/26/2023	KCWELLS	EPA 300.0
Sulfate	23.1	mg/L	07/26/2023	KCWELLS	EPA 300.0
Total Dissolved Solids	1101	mg/L	07/21/2023	NTCHIN	SM 2540C
Radium 226	4.73	pCi/L	08/17/2023	GEL	EPA 903.1 Mod
Radium 228	1.92	pCi/L	08/09/2023	GEL	EPA 904.0
Radium 226/228 Combined Calculation	6.65	pCi/L	08/17/2023	GEL	EPA 903.1 Mod
pH	5.17	SU	07/17/2023	WJK/ML	

Comments:

Independent Laboratory Results: "GEL" - GEL Laboratories LLC - Lab ID # 10120; "Test America" - TestAmerica Laboratories, Inc. - Lab ID# 98001; "DavisBrown"- Davis & Brown Lab ID # 21117 ; "Shealy"- Shealy Environmental Services, Inc.- Lab ID# 32010 "ROGERSCALLCO"- Rogers & Callcot, Inc.- Lab ID # 23105001

Analysis Validated: Linda Williams - Manager Analytical Services Validation date: 9/19/23

Authorized Signature Only- Not Valid Unless Signed

santee cooper

One Riverwood Drive
P.O. Box 2946101
Moncks Corner, SC 29461-2901
(843) 761-8000

SANTEE COOPER ANALYTICAL SERVICES

CERTIFICATE OF ANALYSIS

LAB CERTIFICATION #08552

Sample # AF75784 **Location:** GW Well WAP-28 **Date:** 08/23/2023 **Sample Collector:** ZDM/BSB

Loc. Code WAP-28 **Time:** 11:09

Analysis	Result	Units	Test Date	Analyst	Method
Arsenic	<5.0	ug/L	09/18/2023	SKJACOBS	EPA 6020B
Barium	178	ug/L	09/07/2023	SKJACOBS	EPA 6020B
Beryllium	0.54	ug/L	09/18/2023	SKJACOBS	EPA 6020B
Calcium	98.8	mg/L	09/07/2023	SKJACOBS	EPA 6020B
Cadmium	<0.5	ug/L	09/18/2023	SKJACOBS	EPA 6020B
Cobalt	16.4	ug/L	09/18/2023	SKJACOBS	EPA 6020B
Chromium	<5.0	ug/L	09/18/2023	SKJACOBS	EPA 6020B
Lead	2.0	ug/L	09/18/2023	SKJACOBS	EPA 6020B
Antimony	<5.0	ug/L	09/18/2023	SKJACOBS	EPA 6020B
Selenium	<10.0	ug/L	09/18/2023	SKJACOBS	EPA 6020B
Thallium	<1.0	ug/L	09/18/2023	SKJACOBS	EPA 6020B
Boron	2880	ug/L	09/07/2023	SKJACOBS	EPA 6010D
Lithium	6.10	ug/L	09/07/2023	SKJACOBS	EPA 6010D
Molybdenum	<5.0	ug/L	09/07/2023	SKJACOBS	EPA 6010D
Mercury	<0.2	ug/L	09/12/2023	EUROFINS SAV	EPA 7470
Fluoride	0.23	mg/L	09/02/2023	GEL	EPA 300.0
Chloride	354	mg/L	09/03/2023	GEL	EPA 300.0
Sulfate	99.8	mg/L	09/03/2023	GEL	EPA 300.0
Total Dissolved Solids	1148	mg/L	08/31/2023	SJBROWN	SM 2540C
Radium 226	1.72	pCi/L	09/20/2023	GEL	EPA 903.1 Mod
Radium 228	1.83	pCi/L	09/21/2023	GEL	EPA 904.0
Radium 226/228 Combined Calculation	3.55	pCi/L	09/21/2023	GEL	EPA 903.1 Mod
pH	4.89	SU	08/23/2023	ZDM/BSB	
Ferric Iron	+++	mg/L	08/23/2023	ZDM/BSB	
Ferrous Iron	+++	mg/L	08/23/2023	ZDM/BSB	

Comments:

Independent Laboratory Results: "GEL" - GEL Laboratories LLC - Lab ID # 10120; "Test America" - TestAmerica Laboratories, Inc. - Lab ID# 98001; "DavisBrown"- Davis & Brown Lab ID # 21117; "Shealy"- Shealy Environmental Services, Inc.- Lab ID# 32010 "ROGERSCALLCO"- Rogers & Callcot, Inc.- Lab ID # 23105001

Analysis Validated: Linda Williams - Manager Analytical Services Validation date: 10/4/23

Authorized Signature Only- Not Valid Unless Signed

santee cooper

One Riverwood Drive
P.O. Box 2946101
Moncks Corner, SC 29461-2901
(843) 761-8000

SANTEE COOPER ANALYTICAL SERVICES

CERTIFICATE OF ANALYSIS

LAB CERTIFICATION #08552

Sample # AF75785 **Location:** GW Well WAP-28 **Date:** 08/23/2023 **Sample Collector:** ZDM/BSB

Loc. Code WAP-28 DUP **Time:** 11:14

Analysis	Result	Units	Test Date	Analyst	Method
Arsenic	<5.0	ug/L	09/18/2023	SKJACOBS	EPA 6020B
Barium	179	ug/L	09/07/2023	SKJACOBS	EPA 6020B
Beryllium	0.55	ug/L	09/18/2023	SKJACOBS	EPA 6020B
Calcium	98.9	mg/L	09/07/2023	SKJACOBS	EPA 6020B
Cadmium	<0.5	ug/L	09/18/2023	SKJACOBS	EPA 6020B
Cobalt	16.2	ug/L	09/18/2023	SKJACOBS	EPA 6020B
Chromium	<5.0	ug/L	09/18/2023	SKJACOBS	EPA 6020B
Lead	2.2	ug/L	09/18/2023	SKJACOBS	EPA 6020B
Antimony	<5.0	ug/L	09/18/2023	SKJACOBS	EPA 6020B
Selenium	<10.0	ug/L	09/18/2023	SKJACOBS	EPA 6020B
Thallium	<1.0	ug/L	09/18/2023	SKJACOBS	EPA 6020B
Boron	2920	ug/L	09/07/2023	SKJACOBS	EPA 6010D
Lithium	5.97	ug/L	09/07/2023	SKJACOBS	EPA 6010D
Molybdenum	<5.0	ug/L	09/07/2023	SKJACOBS	EPA 6010D
Mercury	<0.2	ug/L	09/12/2023	EUROFINS SAV	EPA 7470
Fluoride	0.24	mg/L	09/02/2023	GEL	EPA 300.0
Chloride	325	mg/L	09/03/2023	GEL	EPA 300.0
Sulfate	96.0	mg/L	09/03/2023	GEL	EPA 300.0
Total Dissolved Solids	1165	mg/L	08/31/2023	SJBROWN	SM 2540C
Radium 226	2.74	pCi/L	09/20/2023	GEL	EPA 903.1 Mod
Radium 228	1.70	pCi/L	09/21/2023	GEL	EPA 904.0
Radium 226/228 Combined Calculation	4.44	pCi/L	09/21/2023	GEL	EPA 903.1 Mod

Comments:

Independent Laboratory Results: "GEL" - GEL Laboratories LLC - Lab ID # 10120; "Test America" - TestAmerica Laboratories, Inc. - Lab ID# 98001; "DavisBrown"- Davis & Brown Lab ID # 21117; "Shealy"- Shealy Environmental Services, Inc.- Lab ID# 32010 "ROGERSCALLCO"- Rogers & Callcot, Inc.- Lab ID # 23105001

Analysis Validated: Validation date:

Linda Williams - Manager Analytical Services

Authorized Signature Only- Not Valid Unless Signed

santee cooper

One Riverwood Drive
P.O. Box 2946101
Moncks Corner, SC 29461-2901
(843) 761-8000

SANTEE COOPER ANALYTICAL SERVICES

CERTIFICATE OF ANALYSIS

LAB CERTIFICATION #08552

Sample # AF79065 **Location:** GW Well WAP-28 **Date:** 09/27/2023 **Sample Collector:** ZDM/BSB

Loc. Code WAP-28 **Time:** 10:49

Analysis	Result	Units	Test Date	Analyst	Method
Arsenic	<5.0	ug/L	10/03/2023	SKJACOBS	EPA 6020B
Barium	180	ug/L	10/03/2023	SKJACOBS	EPA 6020B
Beryllium	0.5	ug/L	10/06/2023	SKJACOBS	EPA 6020B
Calcium	96.5	mg/L	10/03/2023	SKJACOBS	EPA 6020B
Cadmium	<0.5	ug/L	10/03/2023	SKJACOBS	EPA 6020B
Cobalt	15.1	ug/L	10/03/2023	SKJACOBS	EPA 6020B
Chromium	<5.0	ug/L	10/03/2023	SKJACOBS	EPA 6020B
Lead	2.1	ug/L	10/03/2023	SKJACOBS	EPA 6020B
Antimony	<5.0	ug/L	10/03/2023	SKJACOBS	EPA 6020B
Selenium	<10.0	ug/L	10/06/2023	SKJACOBS	EPA 6020B
Thallium	<1.0	ug/L	10/03/2023	SKJACOBS	EPA 6020B
Boron	2970	ug/L	10/12/2023	SKJACOBS	EPA 6010D
Lithium	6.03	ug/L	10/12/2023	SKJACOBS	EPA 6010D
Molybdenum	<5.0	ug/L	10/12/2023	SKJACOBS	EPA 6010D
Mercury	<0.2	ug/L	10/03/2023	EUROFINS SAV	EPA 7470
Fluoride	0.263	mg/L	09/30/2023	GEL	EPA 300.0
Chloride	342	mg/L	10/10/2023	GEL	EPA 300.0
Sulfate	84.5	mg/L	10/10/2023	GEL	EPA 300.0
Total Dissolved Solids	868.8	mg/L	10/04/2023	KCWELLS	SM 2540C
Radium 226	3.34	pCi/L	10/26/2023	GEL	EPA 903.1 Mod
Radium 228	0.944	pCi/L	10/10/2023	GEL	EPA 904.0
Radium 226/228 Combined Calculation	4.29	pCi/L	10/26/2023	GEL	EPA 903.1 Mod
pH	4.55	SU	09/27/2023	ZDM/BSB	

Comments:

Independent Laboratory Results: "GEL" - GEL Laboratories LLC - Lab ID # 10120; "Test America" - TestAmerica Laboratories, Inc. - Lab ID# 98001; "DavisBrown"- Davis & Brown Lab ID # 21117; "Shealy"- Shealy Environmental Services, Inc.- Lab ID# 32010 "ROGERSCALLCO"- Rogers & Callcot, Inc.- Lab ID # 23105001

Analysis Validated: Validation date: 12/18/23 Rev1

Linda Williams - Manager Analytical Services

Authorized Signature Only- Not Valid Unless Signed

santee cooper

One Riverwood Drive
P.O. Box 2946101
Moncks Corner, SC 29461-2901
(843) 761-8000

SANTEE COOPER ANALYTICAL SERVICES

CERTIFICATE OF ANALYSIS

LAB CERTIFICATION #08552

Sample # AF79066 **Location:** GW Well WAP-28 **Date:** 09/27/2023 **Sample Collector:** ZDM/BSB

Loc. Code WAP-28 DUP **Time:** 10:54

Analysis	Result	Units	Test Date	Analyst	Method
Arsenic	<5.0	ug/L	10/03/2023	SKJACOBS	EPA 6020B
Barium	182	ug/L	10/03/2023	SKJACOBS	EPA 6020B
Beryllium	0.5	ug/L	10/06/2023	SKJACOBS	EPA 6020B
Calcium	99.3	mg/L	10/03/2023	SKJACOBS	EPA 6020B
Cadmium	<0.5	ug/L	10/03/2023	SKJACOBS	EPA 6020B
Cobalt	15.3	ug/L	10/03/2023	SKJACOBS	EPA 6020B
Chromium	<5.0	ug/L	10/03/2023	SKJACOBS	EPA 6020B
Lead	2.1	ug/L	10/03/2023	SKJACOBS	EPA 6020B
Antimony	<5.0	ug/L	10/03/2023	SKJACOBS	EPA 6020B
Selenium	<10.0	ug/L	10/06/2023	SKJACOBS	EPA 6020B
Thallium	<1.0	ug/L	10/03/2023	SKJACOBS	EPA 6020B
Boron	2910	ug/L	10/12/2023	SKJACOBS	EPA 6010D
Lithium	6.46	ug/L	10/12/2023	SKJACOBS	EPA 6010D
Molybdenum	<5.0	ug/L	10/12/2023	SKJACOBS	EPA 6010D
Mercury	<0.2	ug/L	10/03/2023	EUROFINS SAV	EPA 7470
Fluoride	0.300	mg/L	09/30/2023	GEL	EPA 300.0
Chloride	345	mg/L	10/10/2023	GEL	EPA 300.0
Sulfate	96.4	mg/L	10/10/2023	GEL	EPA 300.0
Total Dissolved Solids	908.8	mg/L	10/04/2023	KCWELLS	SM 2540C
Radium 226	1.42	pCi/L	10/26/2023	GEL	EPA 903.1 Mod
Radium 228	1.02	pCi/L	10/10/2023	GEL	EPA 904.0
Radium 226/228 Combined Calculation	2.44	pCi/L	10/26/2023	GEL	EPA 903.1 Mod

Comments:

Independent Laboratory Results: "GEL" - GEL Laboratories LLC - Lab ID # 10120; "Test America " - TestAmerica Laboratories, Inc. - Lab ID# 98001; "DavisBrown"- Davis & Brown Lab ID # 21117 ; "Shealy"- Shealy Environmental Services, Inc.- Lab ID# 32010 "ROGERSCALLCO"- Rogers & Callcot, Inc.- Lab ID # 23105001

Analysis Validated: _____ Validation date: 12/18/23 Rev1

Linda Williams - Manager Analytical Services

Authorized Signature Only- Not Valid Unless Signed

santee cooper

One Riverwood Drive
P.O. Box 2946101
Moncks Corner, SC 29461-2901
(843) 761-8000

SANTEE COOPER ANALYTICAL SERVICES

CERTIFICATE OF ANALYSIS

LAB CERTIFICATION #08552

Sample # AF76177 **Location:** GW Well WAP-2 **Date:** 08/24/2023 **Sample Collector:** ZDM/BSB

Loc. Code WAP-2 Recollect **Time:** 12:02

Analysis	Result	Units	Test Date	Analyst	Method
Arsenic	71.2	ug/L	09/07/2023	SKJACOBS	EPA 6020B

Comments:
Independent Laboratory Results: "GEL" - GEL Laboratories LLC - Lab ID # 10120; "Test America" - TestAmerica Laboratories, Inc. - Lab ID# 98001; "DavisBrown"- Davis & Brown Lab ID # 21117; "Shealy"- Shealy Environmental Services, Inc.- Lab ID# 32010 "ROGERSCALLCO"- Rogers & Callcot, Inc.- Lab ID # 23105001

Analysis Validated: Validation date:

Linda Williams - Manager Analytical Services

Authorized Signature Only- Not Valid Unless Signed

santee cooper

One Riverwood Drive
P.O. Box 2946101
Moncks Corner, SC 29461-2901
(843) 761-8000

SANTEE COOPER ANALYTICAL SERVICES

CERTIFICATE OF ANALYSIS

LAB CERTIFICATION #08552

Sample # AF85223 **Location:** GW Well WAP-28 **Date:** 12/11/2023 **Sample Collector:** ZM/ML

Loc. Code WAP-28 **Time:** 10:24

Analysis	Result	Units	Test Date	Analyst	Method
Arsenic	<5.0	ug/L	12/14/2023	SKJACOBS	EPA 6020B
Barium	173	ug/L	12/14/2023	SKJACOBS	EPA 6020B
Beryllium	<0.5	ug/L	12/14/2023	SKJACOBS	EPA 6020B
Calcium	90.0	mg/L	12/14/2023	SKJACOBS	EPA 6020B
Cadmium	<0.5	ug/L	12/14/2023	SKJACOBS	EPA 6020B
Cobalt	13.4	ug/L	12/14/2023	SKJACOBS	EPA 6020B
Chromium	<5.0	ug/L	12/14/2023	SKJACOBS	EPA 6020B
Lead	3.4	ug/L	12/14/2023	SKJACOBS	EPA 6020B
Antimony	<5.0	ug/L	12/14/2023	SKJACOBS	EPA 6020B
Selenium	<10.0	ug/L	12/14/2023	SKJACOBS	EPA 6020B
Thallium	<1.0	ug/L	12/14/2023	SKJACOBS	EPA 6020B
Boron	2880	ug/L	12/20/2023	SKJACOBS	EPA 6010D
Lithium	6.05	ug/L	12/20/2023	SKJACOBS	EPA 6010D
Molybdenum	<5.0	ug/L	12/20/2023	SKJACOBS	EPA 6010D
Mercury	<0.2	ug/L	12/15/2023	EUROFINS SAV	EPA 7470
Fluoride	0.25	mg/L	12/12/2023	KCWELLS	EPA 300.0
Chloride	393	mg/L	12/12/2023	KCWELLS	EPA 300.0
Sulfate	79.1	mg/L	12/12/2023	KCWELLS	EPA 300.0
Total Dissolved Solids	762.5	mg/L	12/19/2023	KCWELLS	SM 2540C
Radium 226	2.58	pCi/L	01/10/2024	GEL	EPA 903.1 Mod
Radium 228	0.944	pCi/L	12/29/2023	GEL	EPA 904.0
Radium 226/228 Combined Calculation	3.52	pCi/L	01/11/2024	GEL	EPA 903.1 Mod
pH	4.96	SU	12/11/2023	ZM/ML	

Comments:

Independent Laboratory Results: "GEL" - GEL Laboratories LLC - Lab ID # 10120; "Test America" - TestAmerica Laboratories, Inc. - Lab ID# 98001; "DavisBrown"- Davis & Brown Lab ID # 21117; "Shealy"- Shealy Environmental Services, Inc.- Lab ID# 32010 "ROGERSCALLCO"- Rogers & Callcot, Inc.- Lab ID # 23105001

Analysis Validated: Linda Williams - Manager Analytical Services Validation date: 1/26/24

Authorized Signature Only- Not Valid Unless Signed

santee cooper

One Riverwood Drive
P.O. Box 2946101
Moncks Corner, SC 29461-2901
(843) 761-8000

SANTEE COOPER ANALYTICAL SERVICES

CERTIFICATE OF ANALYSIS

LAB CERTIFICATION #08552

Sample # AF85224 **Location:** GW Well WAP-28 **Date:** 12/11/2023 **Sample Collector:** ZM/ML

Loc. Code WAP-28 DUP **Time:** 10:29

Analysis	Result	Units	Test Date	Analyst	Method
Arsenic	<5.0	ug/L	12/14/2023	SKJACOBS	EPA 6020B
Barium	173	ug/L	12/14/2023	SKJACOBS	EPA 6020B
Beryllium	<0.5	ug/L	12/14/2023	SKJACOBS	EPA 6020B
Calcium	82.8	mg/L	12/14/2023	SKJACOBS	EPA 6020B
Cadmium	<0.5	ug/L	12/14/2023	SKJACOBS	EPA 6020B
Cobalt	13.0	ug/L	12/14/2023	SKJACOBS	EPA 6020B
Chromium	<5.0	ug/L	12/14/2023	SKJACOBS	EPA 6020B
Lead	3.8	ug/L	12/14/2023	SKJACOBS	EPA 6020B
Antimony	<5.0	ug/L	12/14/2023	SKJACOBS	EPA 6020B
Selenium	<10.0	ug/L	12/14/2023	SKJACOBS	EPA 6020B
Thallium	<1.0	ug/L	12/14/2023	SKJACOBS	EPA 6020B
Boron	2890	ug/L	12/20/2023	SKJACOBS	EPA 6010D
Lithium	5.55	ug/L	12/20/2023	SKJACOBS	EPA 6010D
Molybdenum	<5.0	ug/L	12/20/2023	SKJACOBS	EPA 6010D
Mercury	<0.2	ug/L	12/15/2023	EUROFINS SAV	EPA 7470
Fluoride	0.24	mg/L	12/12/2023	KCWELLS	EPA 300.0
Chloride	358	mg/L	12/12/2023	KCWELLS	EPA 300.0
Sulfate	75.3	mg/L	12/12/2023	KCWELLS	EPA 300.0
Total Dissolved Solids	805.0	mg/L	12/19/2023	KCWELLS	SM 2540C
Radium 226	1.79	pCi/L	01/10/2024	GEL	EPA 903.1 Mod
Radium 228	1.39	pCi/L	12/29/2023	GEL	EPA 904.0
Radium 226/228 Combined Calculation	3.18	pCi/L	01/11/2024	GEL	EPA 903.1 Mod

Comments:

Independent Laboratory Results: "GEL" - GEL Laboratories LLC - Lab ID # 10120; "Test America" - TestAmerica Laboratories, Inc. - Lab ID# 98001; "DavisBrown"- Davis & Brown Lab ID # 21117 ; "Shealy"- Shealy Environmental Services, Inc.- Lab ID# 32010 "ROGERSCALLCO"- Rogers & Callcot, Inc.- Lab ID # 23105001

Analysis Validated: Validation date: 1/26/24

Linda Williams - Manager Analytical Services

Authorized Signature Only- Not Valid Unless Signed

GEL Laboratories LLC
a member of The GEL Group INC

PO Box 30712 Charleston, SC 29417
2040 Savage Road Charleston, SC 29407
P 843.556.8171
F 843.766.1178

gel.com

February 24, 2023

Ms. Jeanette Gilmetti
Santee Cooper
P.O. Box 2946101
OCO3
Moncks Corner, South Carolina 29461

Re: ABS Lab Analytical
Work Order: 611426

Dear Ms. Gilmetti:

GEL Laboratories, LLC (GEL) appreciates the opportunity to provide the enclosed analytical results for the sample(s) we received on February 17, 2023. This original data report has been prepared and reviewed in accordance with GEL's standard operating procedures.

The samples were delivered with proper chain of custody documentation and signatures. All sample containers arrived without any visible signs of tampering or breakage.

Test results for NELAP or ISO 17025 accredited tests are verified to meet the requirements of those standards, with any exceptions noted. The results reported relate only to the items tested and to the sample as received by the laboratory. These results may not be reproduced except as full reports without approval by the laboratory. Copies of GEL's accreditations and certifications can be found on our website at www.gel.com.

Our policy is to provide high quality, personalized analytical services to enable you to meet your analytical needs on time every time. We trust that you will find everything in order and to your satisfaction. If you have any questions, please do not hesitate to call me at (843) 556-8171, ext. 4289.

Sincerely,

Julie Robinson

Julie Robinson
Project Manager

Purchase Order: 398684
Enclosures

GEL LABORATORIES LLC
2040 Savage Road Charleston SC 29407 - (843) 556-8171 - www.gel.com

Certificate of Analysis Report
for

SOOP001 Santee Cooper

Client SDG: 611426 GEL Work Order: 611426

The Qualifiers in this report are defined as follows:

* A quality control analyte recovery is outside of specified acceptance criteria

** Analyte is a Tracer compound

** Analyte is a surrogate compound

J Value is estimated

U Analyte was analyzed for, but not detected above the MDL, MDA, MDC or LOD.

Where the analytical method has been performed under NELAP certification, the analysis has met all of the requirements of the NELAC standard unless qualified on the Certificate of Analysis.

The designation ND, if present, appears in the result column when the analyte concentration is not detected above the limit as defined in the 'U' qualifier above.

This data report has been prepared and reviewed in accordance with GEL Laboratories LLC standard operating procedures. Please direct any questions to your Project Manager, Julie Robinson.

Reviewed by Julie Robinson

GEL LABORATORIES LLC
2040 Savage Road Charleston SC 29407 - (843) 556-8171 - www.gel.com

Certificate of Analysis

Report Date: February 24, 2023

Company :	Santee Cooper
Address :	P.O. Box 2946101 OCO3 Moncks Corner, South Carolina 29461
Contact:	Ms. Jeanette Gilmetti
Project:	ABS Lab Analytical

Client Sample ID:	AF56397	Project:	SOOP00119
Sample ID:	611426001	Client ID:	SOOP001
Matrix:	Ground Water		
Collect Date:	16-FEB-23 10:53		
Receive Date:	17-FEB-23		
Collector:	Client		

Parameter	Qualifier	Result	DL	RL	Units	PF	DF	Analyst	Date	Time	Batch	Method
Carbon Analysis												
SM 5310 B Total Organic Carbon "As Received"												
Total Organic Carbon Average	J	0.639	0.330	1.00	mg/L		1	TSM	02/21/23	1803	2386521	1
Nutrient Analysis												
EPA 353.2 Nitrogen, Nitrate/Nitrite "As Received"												
Nitrogen, Nitrate/Nitrite	U	ND	0.0700	0.200	mg/L		10	KLP1	02/22/23	1059	2387499	2
Spectrometric Analysis												
SM 4500-S(2-) D Sulfide "As Received"												
Total Sulfide	U	ND	0.0330	0.100	mg/L		1	HH2	02/20/23	1110	2386621	3
Titration and Ion Analysis												
SM 2320B Total Alkalinity "As Received"												
Alkalinity, Total as CaCO3		91.2	1.45	4.00	mg/L			MS3	02/23/23	1738	2388218	4
Bicarbonate alkalinity (CaCO3)		91.2	1.45	4.00	mg/L							
Carbonate alkalinity (CaCO3)	U	ND	1.45	4.00	mg/L							

The following Analytical Methods were performed:

Method	Description	Analyst Comments
1	SM 5310 B	
2	EPA 353.2 Low Level	
3	SM 4500-S (2-) D	
4	SM 2320B	

Notes:

Column headers are defined as follows:

DF: Dilution Factor
DL: Detection Limit
MDA: Minimum Detectable Activity
MDC: Minimum Detectable Concentration
Lc/LC: Critical Level
PF: Prep Factor
RL: Reporting Limit
SQL: Sample Quantitation Limit

GEL LABORATORIES LLC
2040 Savage Road Charleston SC 29407 - (843) 556-8171 - www.gel.com

Certificate of Analysis

Report Date: February 24, 2023

Company :	Santee Cooper
Address :	P.O. Box 2946101 OCO3 Moncks Corner, South Carolina 29461
Contact:	Ms. Jeanette Gilmetti
Project:	ABS Lab Analytical

Client Sample ID:	AF56397	Project:	SOOP00119
Sample ID:	611426002	Client ID:	SOOP001
Matrix:	Ground Water		
Collect Date:	16-FEB-23 10:53		
Receive Date:	17-FEB-23		
Collector:	Client		

Parameter	Qualifier	Result	DL	RL	Units	PF	DF	Analyst	Date	Time	Batch	Method
Carbon Analysis												
SM 5310 B Dissolved Organic Carbon "As Received"												
Dissolved Organic Carbon Average	J	0.794	0.330	1.00	mg/L		1	TSM	02/24/23	1421	2387199	1

The following Prep Methods were performed:

Method	Description	Analyst	Date	Time	Prep Batch
EPA 160	Laboratory Filtration - DOC	TSM	02/21/23	0845	2386518
EPA 160	Laboratory Filtration - DOC	TSM	02/23/23	0848	2386518

The following Analytical Methods were performed:

Method	Description	Analyst Comments
1	SM 5310 B	

Notes:

Column headers are defined as follows:

DF: Dilution Factor
DL: Detection Limit
MDA: Minimum Detectable Activity
MDC: Minimum Detectable Concentration
Lc/LC: Critical Level
PF: Prep Factor
RL: Reporting Limit
SQL: Sample Quantitation Limit

GEL LABORATORIES LLC
2040 Savage Road Charleston SC 29407 - (843) 556-8171 - www.gel.com

Certificate of Analysis

Report Date: February 24, 2023

Company :	Santee Cooper
Address :	P.O. Box 2946101 OCO3 Moncks Corner, South Carolina 29461
Contact:	Ms. Jeanette Gilmetti
Project:	ABS Lab Analytical

Client Sample ID:	AF56400	Project:	SOOP00119
Sample ID:	611426003	Client ID:	SOOP001
Matrix:	Ground Water		
Collect Date:	16-FEB-23 12:55		
Receive Date:	17-FEB-23		
Collector:	Client		

Parameter	Qualifier	Result	DL	RL	Units	PF	DF	Analyst	Date	Time	Batch	Method
Carbon Analysis												
SM 5310 B Total Organic Carbon "As Received"												
Total Organic Carbon Average		6.12	0.330	1.00	mg/L		1	TSM	02/21/23	1824	2386521	1
Nutrient Analysis												
EPA 353.2 Nitrogen, Nitrate/Nitrite "As Received"												
Nitrogen, Nitrate/Nitrite		10.2	0.0700	0.200	mg/L		10	KLP1	02/22/23	1043	2387499	2
Spectrometric Analysis												
SM 4500-S(2-) D Sulfide "As Received"												
Total Sulfide	U	ND	0.0330	0.100	mg/L		1	HH2	02/20/23	1111	2386621	3
Titration and Ion Analysis												
SM 2320B Total Alkalinity "As Received"												
Alkalinity, Total as CaCO3		74.2	1.45	4.00	mg/L			MS3	02/23/23	1747	2388218	4
Bicarbonate alkalinity (CaCO3)		74.2	1.45	4.00	mg/L							
Carbonate alkalinity (CaCO3)	U	ND	1.45	4.00	mg/L							

The following Analytical Methods were performed:

Method	Description	Analyst Comments
1	SM 5310 B	
2	EPA 353.2 Low Level	
3	SM 4500-S (2-) D	
4	SM 2320B	

Notes:

Column headers are defined as follows:

DF: Dilution Factor
DL: Detection Limit
MDA: Minimum Detectable Activity
MDC: Minimum Detectable Concentration
Lc/LC: Critical Level
PF: Prep Factor
RL: Reporting Limit
SQL: Sample Quantitation Limit

GEL LABORATORIES LLC
2040 Savage Road Charleston SC 29407 - (843) 556-8171 - www.gel.com

Certificate of Analysis

Report Date: February 24, 2023

Company :	Santee Cooper
Address :	P.O. Box 2946101 OCO3 Moncks Corner, South Carolina 29461
Contact:	Ms. Jeanette Gilmetti
Project:	ABS Lab Analytical

Client Sample ID:	AF56400	Project:	SOOP00119
Sample ID:	611426004	Client ID:	SOOP001
Matrix:	Ground Water		
Collect Date:	16-FEB-23 12:55		
Receive Date:	17-FEB-23		
Collector:	Client		

Parameter	Qualifier	Result	DL	RL	Units	PF	DF	Analyst	Date	Time	Batch	Method
Carbon Analysis												
SM 5310 B Dissolved Organic Carbon "As Received"												
Dissolved Organic Carbon Average		6.21	0.330	1.00	mg/L		1	TSM	02/22/23	1659	2387199	1

The following Prep Methods were performed:

Method	Description	Analyst	Date	Time	Prep Batch
EPA 160	Laboratory Filtration - DOC	TSM	02/21/23	0845	2386518

The following Analytical Methods were performed:

Method	Description	Analyst Comments
1	SM 5310 B	

Notes:

Column headers are defined as follows:

DF: Dilution Factor
DL: Detection Limit
MDA: Minimum Detectable Activity
MDC: Minimum Detectable Concentration
Lc/LC: Critical Level
PF: Prep Factor
RL: Reporting Limit
SQL: Sample Quantitation Limit

GEL LABORATORIES LLC
2040 Savage Road Charleston SC 29407 - (843) 556-8171 - www.gel.com

Certificate of Analysis

Report Date: February 24, 2023

Company :	Santee Cooper
Address :	P.O. Box 2946101 OCO3 Moncks Corner, South Carolina 29461
Contact:	Ms. Jeanette Gilmetti
Project:	ABS Lab Analytical

Client Sample ID:	AF56442	Project:	SOOP00119
Sample ID:	611426005	Client ID:	SOOP001
Matrix:	Ground Water		
Collect Date:	16-FEB-23 14:07		
Receive Date:	17-FEB-23		
Collector:	Client		

Parameter	Qualifier	Result	DL	RL	Units	PF	DF	Analyst	Date	Time	Batch	Method
Carbon Analysis												
SM 5310 B Total Organic Carbon "As Received"												
Total Organic Carbon Average		15.9	0.330	1.00	mg/L		1	TSM	02/21/23	1906	2386521	1
Nutrient Analysis												
EPA 353.2 Nitrogen, Nitrate/Nitrite "As Received"												
Nitrogen, Nitrate/Nitrite	U	ND	0.0700	0.200	mg/L		10	KLP1	02/22/23	1100	2387499	2
Spectrometric Analysis												
SM 4500-S(2-) D Sulfide "As Received"												
Total Sulfide	U	ND	0.0330	0.100	mg/L		1	HH2	02/20/23	1111	2386621	3
Titration and Ion Analysis												
SM 2320B Total Alkalinity "As Received"												
Alkalinity, Total as CaCO3		268	1.45	4.00	mg/L			MS3	02/23/23	1749	2388218	4
Bicarbonate alkalinity (CaCO3)		268	1.45	4.00	mg/L							
Carbonate alkalinity (CaCO3)	U	ND	1.45	4.00	mg/L							

The following Analytical Methods were performed:

Method	Description	Analyst Comments
1	SM 5310 B	
2	EPA 353.2 Low Level	
3	SM 4500-S (2-) D	
4	SM 2320B	

Notes:

Column headers are defined as follows:

DF: Dilution Factor
DL: Detection Limit
MDA: Minimum Detectable Activity
MDC: Minimum Detectable Concentration
Lc/LC: Critical Level
PF: Prep Factor
RL: Reporting Limit
SQL: Sample Quantitation Limit

GEL LABORATORIES LLC
2040 Savage Road Charleston SC 29407 - (843) 556-8171 - www.gel.com

Certificate of Analysis

Report Date: February 24, 2023

Company :	Santee Cooper
Address :	P.O. Box 2946101 OCO3 Moncks Corner, South Carolina 29461
Contact:	Ms. Jeanette Gilmetti
Project:	ABS Lab Analytical

Client Sample ID:	AF56442	Project:	SOOP00119
Sample ID:	611426006	Client ID:	SOOP001
Matrix:	Ground Water		
Collect Date:	16-FEB-23 14:07		
Receive Date:	17-FEB-23		
Collector:	Client		

Parameter	Qualifier	Result	DL	RL	Units	PF	DF	Analyst	Date	Time	Batch	Method
Carbon Analysis												
SM 5310 B Dissolved Organic Carbon "As Received"												
Dissolved Organic Carbon Average		15.9	0.330	1.00	mg/L		1	TSM	02/22/23	1720	2387199	1

The following Prep Methods were performed:

Method	Description	Analyst	Date	Time	Prep Batch
EPA 160	Laboratory Filtration - DOC	TSM	02/21/23	0845	2386518

The following Analytical Methods were performed:

Method	Description	Analyst Comments
1	SM 5310 B	

Notes:

Column headers are defined as follows:

DF: Dilution Factor	Lc/LC: Critical Level
DL: Detection Limit	PF: Prep Factor
MDA: Minimum Detectable Activity	RL: Reporting Limit
MDC: Minimum Detectable Concentration	SQL: Sample Quantitation Limit

GEL LABORATORIES LLC
2040 Savage Road Charleston SC 29407 - (843) 556-8171 - www.gel.com

Certificate of Analysis

Report Date: February 24, 2023

Company :	Santee Cooper
Address :	P.O. Box 2946101 OCO3 Moncks Corner, South Carolina 29461
Contact:	Ms. Jeanette Gilmetti
Project:	ABS Lab Analytical

Client Sample ID:	AF56443	Project:	SOOP00119
Sample ID:	611426007	Client ID:	SOOP001
Matrix:	Ground Water		
Collect Date:	16-FEB-23 14:12		
Receive Date:	17-FEB-23		
Collector:	Client		

Parameter	Qualifier	Result	DL	RL	Units	PF	DF	Analyst	Date	Time	Batch	Method
Carbon Analysis												
SM 5310 B Total Organic Carbon "As Received"												
Total Organic Carbon Average		15.7	0.330	1.00	mg/L		1	TSM	02/21/23	2006	2386521	1
Nutrient Analysis												
EPA 353.2 Nitrogen, Nitrate/Nitrite "As Received"												
Nitrogen, Nitrate/Nitrite	U	ND	0.0700	0.200	mg/L		10	KLP1	02/22/23	1101	2387499	2
Spectrometric Analysis												
SM 4500-S(2-) D Sulfide "As Received"												
Total Sulfide	U	ND	0.0330	0.100	mg/L		1	HH2	02/20/23	1112	2386621	3
Titration and Ion Analysis												
SM 2320B Total Alkalinity "As Received"												
Alkalinity, Total as CaCO3		271	1.45	4.00	mg/L			MS3	02/23/23	1750	2388218	4
Bicarbonate alkalinity (CaCO3)		271	1.45	4.00	mg/L							
Carbonate alkalinity (CaCO3)	U	ND	1.45	4.00	mg/L							

The following Analytical Methods were performed:

Method	Description	Analyst Comments
1	SM 5310 B	
2	EPA 353.2 Low Level	
3	SM 4500-S (2-) D	
4	SM 2320B	

Notes:

Column headers are defined as follows:

DF: Dilution Factor
DL: Detection Limit
MDA: Minimum Detectable Activity
MDC: Minimum Detectable Concentration
Lc/LC: Critical Level
PF: Prep Factor
RL: Reporting Limit
SQL: Sample Quantitation Limit

GEL LABORATORIES LLC
2040 Savage Road Charleston SC 29407 - (843) 556-8171 - www.gel.com

Certificate of Analysis

Report Date: February 24, 2023

Company :	Santee Cooper
Address :	P.O. Box 2946101 OCO3 Moncks Corner, South Carolina 29461
Contact:	Ms. Jeanette Gilmetti
Project:	ABS Lab Analytical

Client Sample ID:	AF56443	Project:	SOOP00119
Sample ID:	611426008	Client ID:	SOOP001
Matrix:	Ground Water		
Collect Date:	16-FEB-23 14:12		
Receive Date:	17-FEB-23		
Collector:	Client		

Parameter	Qualifier	Result	DL	RL	Units	PF	DF	Analyst	Date	Time	Batch	Method
Carbon Analysis												
SM 5310 B Dissolved Organic Carbon "As Received"												
Dissolved Organic Carbon Average		15.6	0.330	1.00	mg/L		1	TSM	02/22/23	1800	2387199	1

The following Prep Methods were performed:

Method	Description	Analyst	Date	Time	Prep Batch
EPA 160	Laboratory Filtration - DOC	TSM	02/21/23	0845	2386518

The following Analytical Methods were performed:

Method	Description	Analyst Comments
1	SM 5310 B	

Notes:

Column headers are defined as follows:

DF: Dilution Factor
DL: Detection Limit
MDA: Minimum Detectable Activity
MDC: Minimum Detectable Concentration
Lc/LC: Critical Level
PF: Prep Factor
RL: Reporting Limit
SQL: Sample Quantitation Limit

GEL LABORATORIES LLC
2040 Savage Road Charleston SC 29407 - (843) 556-8171 - www.gel.com

Certificate of Analysis

Report Date: February 24, 2023

Company :	Santee Cooper
Address :	P.O. Box 2946101 OCO3 Moncks Corner, South Carolina 29461
Contact:	Ms. Jeanette Gilmetti
Project:	ABS Lab Analytical

Client Sample ID:	AF56395	Project:	SOOP00119
Sample ID:	611426009	Client ID:	SOOP001
Matrix:	Ground Water		
Collect Date:	15-FEB-23 11:36		
Receive Date:	17-FEB-23		
Collector:	Client		

Parameter	Qualifier	Result	DL	RL	Units	PF	DF	Analyst	Date	Time	Batch	Method
Carbon Analysis												
SM 5310 B Total Organic Carbon "As Received"												
Total Organic Carbon Average		3.49	0.330	1.00	mg/L		1	TSM	02/21/23	2026	2386521	1
Nutrient Analysis												
EPA 353.2 Nitrogen, Nitrate/Nitrite "As Received"												
Nitrogen, Nitrate/Nitrite	U	ND	0.0700	0.200	mg/L		10	KLP1	02/22/23	1102	2387499	2
Spectrometric Analysis												
SM 4500-S(2-) D Sulfide "As Received"												
Total Sulfide	U	ND	0.0330	0.100	mg/L		1	HH2	02/20/23	1112	2386621	3
Titration and Ion Analysis												
SM 2320B Total Alkalinity "As Received"												
Alkalinity, Total as CaCO3		77.8	1.45	4.00	mg/L			MS3	02/23/23	1752	2388218	4
Bicarbonate alkalinity (CaCO3)		77.8	1.45	4.00	mg/L							
Carbonate alkalinity (CaCO3)	U	ND	1.45	4.00	mg/L							

The following Analytical Methods were performed:

Method	Description	Analyst Comments
1	SM 5310 B	
2	EPA 353.2 Low Level	
3	SM 4500-S (2-) D	
4	SM 2320B	

Notes:

Column headers are defined as follows:

DF: Dilution Factor
DL: Detection Limit
MDA: Minimum Detectable Activity
MDC: Minimum Detectable Concentration
Lc/LC: Critical Level
PF: Prep Factor
RL: Reporting Limit
SQL: Sample Quantitation Limit

GEL LABORATORIES LLC
2040 Savage Road Charleston SC 29407 - (843) 556-8171 - www.gel.com

Certificate of Analysis

Report Date: February 24, 2023

Company :	Santee Cooper
Address :	P.O. Box 2946101 OCO3 Moncks Corner, South Carolina 29461
Contact:	Ms. Jeanette Gilmetti
Project:	ABS Lab Analytical

Client Sample ID:	AF56395	Project:	SOOP00119
Sample ID:	611426010	Client ID:	SOOP001
Matrix:	Ground Water		
Collect Date:	15-FEB-23 11:36		
Receive Date:	17-FEB-23		
Collector:	Client		

Parameter	Qualifier	Result	DL	RL	Units	PF	DF	Analyst	Date	Time	Batch	Method
Carbon Analysis												
SM 5310 B Dissolved Organic Carbon "As Received"												
Dissolved Organic Carbon Average		3.45	0.330	1.00	mg/L		1	TSM	02/22/23	1821	2387199	1

The following Prep Methods were performed:

Method	Description	Analyst	Date	Time	Prep Batch
EPA 160	Laboratory Filtration - DOC	TSM	02/21/23	0845	2386518

The following Analytical Methods were performed:

Method	Description	Analyst Comments
1	SM 5310 B	

Notes:

Column headers are defined as follows:

DF: Dilution Factor	Lc/LC: Critical Level
DL: Detection Limit	PF: Prep Factor
MDA: Minimum Detectable Activity	RL: Reporting Limit
MDC: Minimum Detectable Concentration	SQL: Sample Quantitation Limit

GEL LABORATORIES LLC
2040 Savage Road Charleston SC 29407 - (843) 556-8171 - www.gel.com

Certificate of Analysis

Report Date: February 24, 2023

Company :	Santee Cooper
Address :	P.O. Box 2946101 OCO3 Moncks Corner, South Carolina 29461
Contact:	Ms. Jeanette Gilmetti
Project:	ABS Lab Analytical

Client Sample ID:	AF56396	Project:	SOOP00119
Sample ID:	611426011	Client ID:	SOOP001
Matrix:	Ground Water		
Collect Date:	15-FEB-23 13:21		
Receive Date:	17-FEB-23		
Collector:	Client		

Parameter	Qualifier	Result	DL	RL	Units	PF	DF	Analyst	Date	Time	Batch	Method
Carbon Analysis												
SM 5310 B Total Organic Carbon "As Received"												
Total Organic Carbon Average		6.69	0.330	1.00	mg/L		1	TSM	02/21/23	2046	2386521	1
Nutrient Analysis												
EPA 353.2 Nitrogen, Nitrate/Nitrite "As Received"												
Nitrogen, Nitrate/Nitrite	U	ND	0.0700	0.200	mg/L		10	KLP1	02/22/23	1106	2387499	2
Spectrometric Analysis												
SM 4500-S(2-) D Sulfide "As Received"												
Total Sulfide	U	ND	0.0330	0.100	mg/L		1	HH2	02/20/23	1113	2386621	3
Titration and Ion Analysis												
SM 2320B Total Alkalinity "As Received"												
Alkalinity, Total as CaCO3		309	1.45	4.00	mg/L			MS3	02/23/23	1754	2388218	4
Bicarbonate alkalinity (CaCO3)		309	1.45	4.00	mg/L							
Carbonate alkalinity (CaCO3)	U	ND	1.45	4.00	mg/L							

The following Analytical Methods were performed:

Method	Description	Analyst Comments
1	SM 5310 B	
2	EPA 353.2 Low Level	
3	SM 4500-S (2-) D	
4	SM 2320B	

Notes:

Column headers are defined as follows:

DF: Dilution Factor
DL: Detection Limit
MDA: Minimum Detectable Activity
MDC: Minimum Detectable Concentration
Lc/LC: Critical Level
PF: Prep Factor
RL: Reporting Limit
SQL: Sample Quantitation Limit

GEL LABORATORIES LLC
2040 Savage Road Charleston SC 29407 - (843) 556-8171 - www.gel.com

Certificate of Analysis

Report Date: February 24, 2023

Company :	Santee Cooper
Address :	P.O. Box 2946101 OCO3 Moncks Corner, South Carolina 29461
Contact:	Ms. Jeanette Gilmetti
Project:	ABS Lab Analytical

Client Sample ID:	AF56396	Project:	SOOP00119
Sample ID:	611426012	Client ID:	SOOP001
Matrix:	Ground Water		
Collect Date:	15-FEB-23 13:21		
Receive Date:	17-FEB-23		
Collector:	Client		

Parameter	Qualifier	Result	DL	RL	Units	PF	DF	Analyst	Date	Time	Batch	Method
Carbon Analysis												
SM 5310 B Dissolved Organic Carbon "As Received"												
Dissolved Organic Carbon Average		5.85	0.330	1.00	mg/L		1	TSM	02/22/23	1841	2387199	1

The following Prep Methods were performed:

Method	Description	Analyst	Date	Time	Prep Batch
EPA 160	Laboratory Filtration - DOC	TSM	02/21/23	0845	2386518

The following Analytical Methods were performed:

Method	Description	Analyst Comments
1	SM 5310 B	

Notes:

Column headers are defined as follows:

DF: Dilution Factor
DL: Detection Limit
MDA: Minimum Detectable Activity
MDC: Minimum Detectable Concentration
Lc/LC: Critical Level
PF: Prep Factor
RL: Reporting Limit
SQL: Sample Quantitation Limit

GEL LABORATORIES LLC
2040 Savage Road Charleston SC 29407 - (843) 556-8171 - www.gel.com

Certificate of Analysis

Report Date: February 24, 2023

Company :	Santee Cooper
Address :	P.O. Box 2946101 OCO3 Moncks Corner, South Carolina 29461
Contact:	Ms. Jeanette Gilmetti
Project:	ABS Lab Analytical

Client Sample ID:	AF56394	Project:	SOOP00119
Sample ID:	611426013	Client ID:	SOOP001
Matrix:	Ground Water		
Collect Date:	14-FEB-23 12:33		
Receive Date:	17-FEB-23		
Collector:	Client		

Parameter	Qualifier	Result	DL	RL	Units	PF	DF	Analyst	Date	Time	Batch	Method
Carbon Analysis												
SM 5310 B Total Organic Carbon "As Received"												
Total Organic Carbon Average		1.30	0.330	1.00	mg/L		1	TSM	02/21/23	2106	2386521	1
Spectrometric Analysis												
SM 4500-S(2-) D Sulfide "As Received"												
Total Sulfide	U	ND	0.0330	0.100	mg/L		1	HH2	02/20/23	1114	2386621	2
Titration and Ion Analysis												
SM 2320B Total Alkalinity "As Received"												
Alkalinity, Total as CaCO3	J	2.40	1.45	4.00	mg/L			MS3	02/23/23	1756	2388218	3
Bicarbonate alkalinity (CaCO3)	J	2.40	1.45	4.00	mg/L							
Carbonate alkalinity (CaCO3)	U	ND	1.45	4.00	mg/L							

The following Analytical Methods were performed:

Method	Description	Analyst Comments
1	SM 5310 B	
2	SM 4500-S (2-) D	
3	SM 2320B	

Notes:

Column headers are defined as follows:

DF: Dilution Factor
DL: Detection Limit
MDA: Minimum Detectable Activity
MDC: Minimum Detectable Concentration
Lc/LC: Critical Level
PF: Prep Factor
RL: Reporting Limit
SQL: Sample Quantitation Limit

GEL LABORATORIES LLC
2040 Savage Road Charleston SC 29407 - (843) 556-8171 - www.gel.com

Certificate of Analysis

Report Date: February 24, 2023

Company :	Santee Cooper
Address :	P.O. Box 2946101 OCO3 Moncks Corner, South Carolina 29461
Contact:	Ms. Jeanette Gilmetti
Project:	ABS Lab Analytical

Client Sample ID:	AF56394	Project:	SOOP00119
Sample ID:	611426014	Client ID:	SOOP001
Matrix:	Ground Water		
Collect Date:	14-FEB-23 12:33		
Receive Date:	17-FEB-23		
Collector:	Client		

Parameter	Qualifier	Result	DL	RL	Units	PF	DF	Analyst	Date	Time	Batch	Method
Carbon Analysis												
SM 5310 B Dissolved Organic Carbon "As Received"												
Dissolved Organic Carbon Average		1.31	0.330	1.00	mg/L		1	TSM	02/22/23	1901	2387199	1

The following Prep Methods were performed:

Method	Description	Analyst	Date	Time	Prep Batch
EPA 160	Laboratory Filtration - DOC	TSM	02/21/23	0845	2386518

The following Analytical Methods were performed:

Method	Description	Analyst Comments
1	SM 5310 B	

Notes:

Column headers are defined as follows:

DF: Dilution Factor	Lc/LC: Critical Level
DL: Detection Limit	PF: Prep Factor
MDA: Minimum Detectable Activity	RL: Reporting Limit
MDC: Minimum Detectable Concentration	SQL: Sample Quantitation Limit

GEL LABORATORIES LLC
2040 Savage Road Charleston SC 29407 - (843) 556-8171 - www.gel.com

Certificate of Analysis

Report Date: February 24, 2023

Company :	Santee Cooper
Address :	P.O. Box 2946101 OCO3 Moncks Corner, South Carolina 29461
Contact:	Ms. Jeanette Gilmetti
Project:	ABS Lab Analytical

Client Sample ID:	AF56431	Project:	SOOP00119
Sample ID:	611426015	Client ID:	SOOP001
Matrix:	Ground Water		
Collect Date:	14-FEB-23 13:51		
Receive Date:	17-FEB-23		
Collector:	Client		

Parameter	Qualifier	Result	DL	RL	Units	PF	DF	Analyst	Date	Time	Batch	Method
Carbon Analysis												
SM 5310 B Total Organic Carbon "As Received"												
Total Organic Carbon Average	J	0.928	0.330	1.00	mg/L		1	TSM	02/21/23	2125	2386521	1
Spectrometric Analysis												
SM 4500-S(2-) D Sulfide "As Received"												
Total Sulfide	U	ND	0.0330	0.100	mg/L		1	HH2	02/20/23	1114	2386621	2
Titration and Ion Analysis												
SM 2320B Total Alkalinity "As Received"												
Alkalinity, Total as CaCO3	U	ND	1.45	4.00	mg/L			MS3	02/23/23	1757	2388218	3
Bicarbonate alkalinity (CaCO3)	U	ND	1.45	4.00	mg/L							
Carbonate alkalinity (CaCO3)	U	ND	1.45	4.00	mg/L							

The following Analytical Methods were performed:

Method	Description	Analyst Comments
1	SM 5310 B	
2	SM 4500-S (2-) D	
3	SM 2320B	

Notes:

Column headers are defined as follows:

DF: Dilution Factor
DL: Detection Limit
MDA: Minimum Detectable Activity
MDC: Minimum Detectable Concentration
Lc/LC: Critical Level
PF: Prep Factor
RL: Reporting Limit
SQL: Sample Quantitation Limit

GEL LABORATORIES LLC
2040 Savage Road Charleston SC 29407 - (843) 556-8171 - www.gel.com

Certificate of Analysis

Report Date: February 24, 2023

Company :	Santee Cooper
Address :	P.O. Box 2946101 OCO3 Moncks Corner, South Carolina 29461
Contact:	Ms. Jeanette Gilmetti
Project:	ABS Lab Analytical

Client Sample ID:	AF56431	Project:	SOOP00119
Sample ID:	611426016	Client ID:	SOOP001
Matrix:	Ground Water		
Collect Date:	14-FEB-23 13:51		
Receive Date:	17-FEB-23		
Collector:	Client		

Parameter	Qualifier	Result	DL	RL	Units	PF	DF	Analyst	Date	Time	Batch	Method
Carbon Analysis												
SM 5310 B Dissolved Organic Carbon "As Received"												
Dissolved Organic Carbon Average		1.01	0.330	1.00	mg/L		1	TSM	02/22/23	1922	2387199	1

The following Prep Methods were performed:

Method	Description	Analyst	Date	Time	Prep Batch
EPA 160	Laboratory Filtration - DOC	TSM	02/21/23	0845	2386518

The following Analytical Methods were performed:

Method	Description	Analyst Comments
1	SM 5310 B	

Notes:

Column headers are defined as follows:

DF: Dilution Factor
DL: Detection Limit
MDA: Minimum Detectable Activity
MDC: Minimum Detectable Concentration
Lc/LC: Critical Level
PF: Prep Factor
RL: Reporting Limit
SQL: Sample Quantitation Limit

GEL LABORATORIES LLC
2040 Savage Road Charleston SC 29407 - (843) 556-8171 - www.gel.com

Certificate of Analysis

Report Date: February 24, 2023

Company :	Santee Cooper
Address :	P.O. Box 2946101 OCO3 Moncks Corner, South Carolina 29461
Contact:	Ms. Jeanette Gilmetti
Project:	ABS Lab Analytical

Client Sample ID:	AF56432	Project:	SOOP00119
Sample ID:	611426017	Client ID:	SOOP001
Matrix:	Ground Water		
Collect Date:	14-FEB-23 15:22		
Receive Date:	17-FEB-23		
Collector:	Client		

Parameter	Qualifier	Result	DL	RL	Units	PF	DF	Analyst	Date	Time	Batch	Method
Carbon Analysis												
SM 5310 B Total Organic Carbon "As Received"												
Total Organic Carbon Average		3.16	0.330	1.00	mg/L		1	TSM	02/21/23	2145	2386521	1
Spectrometric Analysis												
SM 4500-S(2-) D Sulfide "As Received"												
Total Sulfide	U	ND	0.0330	0.100	mg/L		1	HH2	02/20/23	1115	2386621	2
Titration and Ion Analysis												
SM 2320B Total Alkalinity "As Received"												
Alkalinity, Total as CaCO3	J	2.20	1.45	4.00	mg/L			MS3	02/23/23	1758	2388218	3
Bicarbonate alkalinity (CaCO3)	J	2.20	1.45	4.00	mg/L							
Carbonate alkalinity (CaCO3)	U	ND	1.45	4.00	mg/L							

The following Analytical Methods were performed:

Method	Description	Analyst Comments
1	SM 5310 B	
2	SM 4500-S (2-) D	
3	SM 2320B	

Notes:

Column headers are defined as follows:

DF: Dilution Factor
DL: Detection Limit
MDA: Minimum Detectable Activity
MDC: Minimum Detectable Concentration
Lc/LC: Critical Level
PF: Prep Factor
RL: Reporting Limit
SQL: Sample Quantitation Limit

GEL LABORATORIES LLC
2040 Savage Road Charleston SC 29407 - (843) 556-8171 - www.gel.com

Certificate of Analysis

Report Date: February 24, 2023

Company :	Santee Cooper
Address :	P.O. Box 2946101 OCO3 Moncks Corner, South Carolina 29461
Contact:	Ms. Jeanette Gilmetti
Project:	ABS Lab Analytical

Client Sample ID:	AF56432	Project:	SOOP00119
Sample ID:	611426018	Client ID:	SOOP001
Matrix:	Ground Water		
Collect Date:	14-FEB-23 15:22		
Receive Date:	17-FEB-23		
Collector:	Client		

Parameter	Qualifier	Result	DL	RL	Units	PF	DF	Analyst	Date	Time	Batch	Method
Carbon Analysis												
SM 5310 B Dissolved Organic Carbon "As Received"												
Dissolved Organic Carbon Average		3.19	0.330	1.00	mg/L		1	TSM	02/22/23	1942	2387199	1

The following Prep Methods were performed:

Method	Description	Analyst	Date	Time	Prep Batch
EPA 160	Laboratory Filtration - DOC	TSM	02/21/23	0845	2386518

The following Analytical Methods were performed:

Method	Description	Analyst Comments
1	SM 5310 B	

Notes:

Column headers are defined as follows:

DF: Dilution Factor
DL: Detection Limit
MDA: Minimum Detectable Activity
MDC: Minimum Detectable Concentration
Lc/LC: Critical Level
PF: Prep Factor
RL: Reporting Limit
SQL: Sample Quantitation Limit

QC Summary

Report Date: February 24, 2023

Santee Cooper
P.O. Box 2946101
OCO3
Moncks Corner, South Carolina

Contact: **Ms. Jeanette Gilmetti**

Workorder: **611426**

Parmname	NOM		Sample	Qual	QC	Units	RPD%	REC%	Range	Anlst	Date	Time
Carbon Analysis												
Batch 2386521												
QC1205325283 611426005 DUP												
Total Organic Carbon Average			15.9		15.8	mg/L	1.1		(0%-20%)	TSM	02/21/23	19:26
QC1205325282 LCS												
Total Organic Carbon Average	10.0				9.56	mg/L		95.6	(80%-120%)		02/21/23	15:46
QC1205325281 MB												
Total Organic Carbon Average				U	ND	mg/L					02/21/23	15:36
QC1205325285 611426005 PS												
Total Organic Carbon Average	10.0		15.9		24.0	mg/L		81.1	(65%-120%)		02/21/23	19:46
Batch 2387199												
QC1205325262 611426002 DUP												
Dissolved Organic Carbon Average		J	0.794	J	0.777	mg/L	2.16 ^		(+/-1.00)	TSM	02/24/23	14:41
QC1205325261 FLTB												
Dissolved Organic Carbon Average				J	0.372	mg/L					02/24/23	14:10
Dissolved Organic Carbon Average				U	ND	mg/L					02/22/23	14:17
QC1205326621 LCS												
Dissolved Organic Carbon Average	10.0				9.58	mg/L		95.8	(80%-120%)		02/22/23	14:27
QC1205326620 MB												
Dissolved Organic Carbon Average				U	ND	mg/L					02/22/23	14:07
QC1205325263 611426002 PS												
Dissolved Organic Carbon Average	10.0	J	0.794		11.0	mg/L		102	(65%-120%)		02/24/23	15:01

QC Summary

Workorder: **611426**

Parmname	NOM		Sample	Qual	QC	Units	RPD%	REC%	Range	Anlst	Date Time
Nutrient Analysis											
Batch 2387499											
QC1205327254 611426009 DUP											
Nitrogen, Nitrate/Nitrite		U	ND	U	ND	mg/L	N/A			KLP1	02/22/23 11:03
QC1205327253 LCS											
Nitrogen, Nitrate/Nitrite	1.00				0.943	mg/L		94.3	(90%-110%)		02/22/23 10:41
QC1205327252 MB											
Nitrogen, Nitrate/Nitrite				U	ND	mg/L					02/22/23 10:40
QC1205327255 611426009 PS											
Nitrogen, Nitrate/Nitrite	1.00	U	ND		1.23	mg/L		123*	(90%-110%)		02/22/23 11:05
Spectrometric Analysis											
Batch 2386621											
QC1205325529 LCS											
Total Sulfide	0.400				0.410	mg/L		103	(85%-115%)	HH2	02/20/23 11:08
QC1205325528 MB											
Total Sulfide				U	ND	mg/L					02/20/23 11:08
QC1205325530 611426001 PS											
Total Sulfide	0.400	U	ND		0.374	mg/L		93.5	(75%-125%)		02/20/23 11:10
QC1205325531 611426001 PSD											
Total Sulfide	0.400	U	ND		0.386	mg/L	3.06	96.4	(0%-15%)		02/20/23 11:11
Titration and Ion Analysis											
Batch 2388218											
QC1205328367 611426001 DUP											
Alkalinity, Total as CaCO3			91.2		92.2	mg/L	1.09		(0%-20%)	MS3	02/23/23 17:40
Bicarbonate alkalinity (CaCO3)			91.2		92.2	mg/L	1.09		(0%-20%)		
Carbonate alkalinity (CaCO3)		U	ND	U	ND	mg/L	N/A				

QC Summary

Workorder: **611426**

Parmname	NOM	Sample	Qual	QC	Units	RPD%	REC%	Range	Anlst	Date Time
Titration and Ion Analysis										
Batch 2388218										
QC1205328366 LCS										
Alkalinity, Total as CaCO3	100			103	mg/L		103	(90%-110%)	MS3	02/23/23 17:36
QC1205328368 611426001 MS										
Alkalinity, Total as CaCO3	100	91.2		198	mg/L		107	(80%-120%)		02/23/23 17:44

Notes:

The Qualifiers in this report are defined as follows:

U	Analyte was analyzed for, but not detected above the MDL, MDA, MDC or LOD.
J	Value is estimated
X	Consult Case Narrative, Data Summary package, or Project Manager concerning this qualifier
H	Analytical holding time was exceeded
<	Result is less than value reported
>	Result is greater than value reported
h	Preparation or preservation holding time was exceeded
R	Sample results are rejected
Z	Paint Filter Test--Particulates passed through the filter, however no free liquids were observed.
d	5-day BOD--The 2:1 depletion requirement was not met for this sample
^	RPD of sample and duplicate evaluated using +/-RL. Concentrations are <5X the RL. Qualifier Not Applicable for Radiochemistry.
N/A	RPD or %Recovery limits do not apply.
ND	Analyte concentration is not detected above the detection limit
NJ	Consult Case Narrative, Data Summary package, or Project Manager concerning this qualifier
E	General Chemistry--Concentration of the target analyte exceeds the instrument calibration range
Q	One or more quality control criteria have not been met. Refer to the applicable narrative or DER.
N1	See case narrative
R	Per section 9.3.4.1 of Method 1664 Revision B, due to matrix spike recovery issues, this result may not be reported or used for regulatory compliance purposes.
B	The target analyte was detected in the associated blank.
e	5-day BOD--Test replicates show more than 30% difference between high and low values. The data is qualified per the method and can be used for reporting purposes
J	See case narrative for an explanation

QC Summary

Workorder: **611426**

Parmname	NOM	Sample	Qual	QC	Units	RPD%	REC%	Range	Anlst	Date	Time

N/A indicates that spike recovery limits do not apply when sample concentration exceeds spike conc. by a factor of 4 or more or %RPD not applicable.
^ The Relative Percent Difference (RPD) obtained from the sample duplicate (DUP) is evaluated against the acceptance criteria when the sample is greater than five times (5X) the contract required detection limit (RL). In cases where either the sample or duplicate value is less than 5X the RL, a control limit of +/- the RL is used to evaluate the DUP result.
* Indicates that a Quality Control parameter was not within specifications.
For PS, PSD, and SDILT results, the values listed are the measured amounts, not final concentrations.

Where the analytical method has been performed under NELAP certification, the analysis has met all of the requirements of the NELAC standard unless qualified on the QC Summary.

General Chemistry
Technical Case Narrative
Santee Cooper
SDG #: 611426

Product: **Carbon, Total Organic**
Analytical Method: SM 5310 B
Analytical Procedure: GL-GC-E-093 REV# 21
Analytical Batch: 2386521

The following samples were analyzed using the above methods and analytical procedure(s).

GEL Sample ID#	Client Sample Identification
611426001	AF56397
611426003	AF56400
611426005	AF56442
611426007	AF56443
611426009	AF56395
611426011	AF56396
611426013	AF56394
611426015	AF56431
611426017	AF56432
1205325281	Method Blank (MB)
1205325282	Laboratory Control Sample (LCS)
1205325283	611426005(AF56442) Sample Duplicate (DUP)
1205325285	611426005(AF56442) Post Spike (PS)

The samples in this SDG were analyzed on an "as received" basis.

Data Summary:

There are no exceptions, anomalies or deviations from the specified methods. All sample data provided in this report met the acceptance criteria specified in the analytical methods and procedures for initial calibration, continuing calibration, instrument controls and process controls where applicable.

Product: **Carbon, Dissolved Organic**
Analytical Method: SM 5310 B
Analytical Procedure: GL-GC-E-093 REV# 21
Analytical Batch: 2387199

Filtration Method: EPA 160
Filtration Procedure: GL-LB-E-034 REV# 4
Filtration Batch: 2386518

The following samples were analyzed using the above methods and analytical procedure(s).

GEL Sample ID#	Client Sample Identification
611426002	AF56397
611426004	AF56400
611426006	AF56442
611426008	AF56443

611426010	AF56395
611426012	AF56396
611426014	AF56394
611426016	AF56431
611426018	AF56432
1205325261	Filtration Blank (FLTB)
1205325262	611426002(AF56397) Sample Duplicate (DUP)
1205325263	611426002(AF56397) Post Spike (PS)
1205326620	Method Blank (MB)
1205326621	Laboratory Control Sample (LCS)

The samples in this SDG were analyzed on an "as received" basis.

Data Summary:

All sample data provided in this report met the acceptance criteria specified in the analytical methods and procedures for initial calibration, continuing calibration, instrument controls and process controls where applicable, with the following exceptions.

Technical Information

Sample Re-analysis
Samples 1205325262 (AF56397DUP) and 611426002 (AF56397) were reanalyzed due to PS failure. The reanalysis data was reported.

Product: **Nitrate/Nitrite Cad Redux Low Level**
Analytical Method: EPA 353.2 Low Level
Analytical Procedure: GL-GC-E-128 REV# 11
Analytical Batch: 2387499

The following samples were analyzed using the above methods and analytical procedure(s).

GEL Sample ID#	Client Sample Identification
611426001	AF56397
611426003	AF56400
611426005	AF56442
611426007	AF56443
611426009	AF56395
611426011	AF56396
1205327252	Method Blank (MB)
1205327253	Laboratory Control Sample (LCS)
1205327254	611426009(AF56395) Sample Duplicate (DUP)
1205327255	611426009(AF56395) Post Spike (PS)

The samples in this SDG were analyzed on an "as received" basis.

Data Summary:

All sample data provided in this report met the acceptance criteria specified in the analytical methods and procedures for initial calibration, continuing calibration, instrument controls and process controls where applicable, with the following exceptions.

Quality Control (QC) Information

Matrix Spike (MS)/Post Spike (PS) Recovery Statement

The percent recoveries (%R) obtained from the spike analyses are evaluated when the sample concentration is less than four times (4X) the spike concentration added. The matrix spike recovered outside of the established acceptance limits due to matrix interference and/or non-homogeneity.

Analyte	Sample	Value
Nitrogen, Nitrate/Nitrite	1205327255 (AF56395PS)	123* (90%-110%)

Technical Information

Sample Dilutions

The following sample 611426003 (AF56400) was diluted because target analyte concentrations exceeded the calibration range. The following samples 1205327254 (AF56395DUP), 1205327255 (AF56395PS), 611426001 (AF56397), 611426005 (AF56442), 611426007 (AF56443), 611426009 (AF56395) and 611426011 (AF56396) in this sample group were diluted due to matrix interference. Dilutions may be required for many reasons, including to minimize matrix interferences or to bring over range target analyte concentrations into the linear calibration range.

Analyte	611426					
	001	003	005	007	009	011
Nitrogen, Nitrate/Nitrite	10X	10X	10X	10X	10X	10X

Product: **Sulfide, Total**
Analytical Method: SM 4500-S (2-) D
Analytical Procedure: GL-GC-E-052 REV# 12
Analytical Batch: 2386621

The following samples were analyzed using the above methods and analytical procedure(s).

GEL Sample ID#	Client Sample Identification
611426001	AF56397
611426003	AF56400
611426005	AF56442
611426007	AF56443
611426009	AF56395
611426011	AF56396
611426013	AF56394
611426015	AF56431
611426017	AF56432
1205325528	Method Blank (MB)
1205325529	Laboratory Control Sample (LCS)
1205325530	611426001(AF56397) Post Spike (PS)
1205325531	611426001(AF56397) Post Spike Duplicate (PSD)

The samples in this SDG were analyzed on an "as received" basis.

Data Summary:

There are no exceptions, anomalies or deviations from the specified methods. All sample data provided in this report met the acceptance criteria specified in the analytical methods and procedures for initial calibration, continuing calibration, instrument controls and process controls where applicable.

Product: **Alkalinity**
Analytical Method: SM 2320B
Analytical Procedure: GL-GC-E-033 REV# 14
Analytical Batch: 2388218

The following samples were analyzed using the above methods and analytical procedure(s).

GEL Sample ID#	Client Sample Identification
611426001	AF56397
611426003	AF56400
611426005	AF56442
611426007	AF56443
611426009	AF56395
611426011	AF56396
611426013	AF56394
611426015	AF56431
611426017	AF56432
1205328366	Laboratory Control Sample (LCS)
1205328367	611426001(AF56397) Sample Duplicate (DUP)
1205328368	611426001(AF56397) Matrix Spike (MS)

The samples in this SDG were analyzed on an "as received" basis.

Data Summary:

There are no exceptions, anomalies or deviations from the specified methods. All sample data provided in this report met the acceptance criteria specified in the analytical methods and procedures for initial calibration, continuing calibration, instrument controls and process controls where applicable.

Certification Statement

Where the analytical method has been performed under NELAP certification, the analysis has met all of the requirements of the NELAC standard unless otherwise noted in the analytical case narrative.

RAD 3/17/23

Contract Lab Info: GEL Contract Lab Due Date (Lab Only): 2 / 27 / 23 Send report to lcwillia@santeecooper.com & sjbrown@santeecooper.com

Chain of Custody

santee cooper
Santee Cooper
One Riverwood Drive
Moncks Corner, SC 29461
Phone: (843)761-8000 Ext. 5148
Fax: (843)761-4175

611426/611428

Customer Email/Report Recipient: LCWILLIA @santeecooper.com **Date Results Needed by:** ___/___/___ **Project/Task/Unit #:** 125915 / JM02.09.G01.1 / 36500 **Rerun request for any flagged QC** Yes (No)

Analysis Group

Labworks ID # (Internal use only)	Sample Location/ Description	Collection Date	Collection Time	Sample Collector	Total # of containers	Bottle type: (Glass-G/Plastic-P)	Grab (G) or Composite (C)	Matrix(see below)	Preservative (see below)	Comments • Method # • Reporting limit • Misc. sample info • Any other notes	TOC/DOC	TOTAL ALK BICARB, CARB	SULFIDE	RAD 224/228	NO3/NO2
AF56397	WAP-4	2/16/23	1053	ZDM MDG	7	P & G	G	GW	*	* SULFIDE HAS SHORT HOLD.	2	1	1	2	1
400	WAP-7		1255												
442	WLF-A2-6		1407							* PRESERVATIVES					
443	WLF-A2-6 DUP		1412							TOC H2SO4 SULFIDE ZINC ACETATE, NaOH					
AF56395	WAP-2	2/15/23	1136	ZDM ML						RAD HNO3 <4°C					
96	WAP 3		1321												
AF56394	WAP-1	2/14/23	1233		6					ALKAL-TOTAL, BICARB, CARB	2	1	1	2	
431	WBW-1		1351							RAD - INCLUDE TOTAL CALCULATION					
432	WBW-A1-1		1522												

Relinquished by:	Employee#	Date	Time	Received by:	Employee #	Date	Time
BJBrown	35594	2/17/23	0950	[signature]	GEL	2/17/23	0950
Relinquished by:	Employee#	Date	Time	Received by:	Employee #	Date	Time
[signature]	GEL	2.17.23	1545	[signature]	GEL	02.17.23	1545
Relinquished by:	Employee#	Date	Time	Received by:	Employee #	Date	Time

Sample Receiving (Internal Use Only)
TEMP (°C):_____ Initial:_____
Correct pH: Yes No
Preservative Lot#:
Date/Time/Init for preservative:

☐ **METALS (all)**

☐ Ag	☐ Cu	☐ Sb
☐ Al	☐ Fe	☐ Se
☐ As	☐ K	☐ Sn
☐ B	☐ Li	☐ Sr
☐ Ba	☐ Mg	☐ Ti
☐ Be	☐ Mn	☐ Tl
☐ Ca	☐ Mo	☐ V
☐ Cd	☐ Na	☐ Zn
☐ Co	☐ Ni	☐ Hg
☐ Cr	☐ Pb	☐ CrVI

Nutrients
☐ TOC
☐ DOC
☐ TP/TPO4
☐ NH3-N
☐ F
☐ Cl
☐ NO2
☐ Br
☐ NO3
☐ SO4

MISC.
☐ BTEX
☐ Napthalene
☐ THM/HAA
☐ VOC
☐ Oil & Grease
☐ E. Coli
☐ Total Coliform
☐ pH
☐ Dissolved As
☐ Dissolved Fe
☐ Rad 226
☐ Rad 228
☐ PCB

Gypsum
☐ Wallboard Gypsum(*all below*)
☐ AIM
☐ TOC
☐ Total metals
☐ Soluble Metals
☐ Purity (CaSO4)
☐ % Moisture
☐ Sulfites
☐ pH
☐ Chlorides
☐ Particle Size
☐ Sulfur

Coal
☐ Ultimate
☐ % Moisture
☐ Ash
☐ Sulfur
☐ BTUs
☐ Volatile Matter
☐ CHN
Other Tests:
☐ XRF Scan
☐ HGI
☐ Fineness
☐ Particulate Matter

Flyash
☐ Ammonia
☐ LOI
☐ % Carbon
☐ Mineral Analysis
☐ Sieve
☐ % Moisture

NPDES
☐ Oil & Grease
☐ As
☐ TSS

Oil
☐ Trans. Oil Qual.
☐ %Moisture
☐ Color
☐ Acidity
☐ Dielectric Strength
☐ IFT
☐ Dissolved Gases
☐ Used Oil
☐ Flashpoint
☐ Metals in oil (As,Cd,Cr,Ni,Pb Hg)
☐ TX
☐ GOFER

Matrix codes: GW-groundwater, DW-drinking water, SW-surface water, WW-waste water, BW-boiler water, L-limestone, Oil-oil, S-Soil, SL-solid, C-coal, G-gypsum, FA-flyash, BA-bottom ash, M-misc (describe in comment section)
Preservative code- 1=<4°C 2=HNO_3 3=H_2SO_4 4-HCl 5=$Na_2S_2O_3$ 6-Other (Specify)

GEL Laboratories LLC

SAMPLE RECEIPT & REVIEW FORM

Client: EQOP	SDG/AR/COC/Work Order: 611426 / 611428
Received By: MVH	Date Received: 02-FEB-2023
Carrier and Tracking Number	Circle Applicable: FedEx Express FedEx Ground UPS Field Services Courier Other Cooler 2 - 6°C Cooler 1 - 18°C

Suspected Hazard Information	Yes	No	*If Net Counts > 100cpm on samples not marked "radioactive", contact the Radiation Safety Group for further investigation.
A)Shipped as a DOT Hazardous?		✓	Hazard Class Shipped: UN#: If UN2910, Is the Radioactive Shipment Survey Compliant? Yes___ No___
B) Did the client designate the samples are to be received as radioactive?		✓	COC notation or radioactive stickers on containers equal client designation.
C) Did the RSO classify the samples as radioactive?		✓	Maximum Net Counts Observed* (Observed Counts - Area Background Counts): 0 CPM mR/Hr Classified as: Rad 1 Rad 2 Rad 3
D) Did the client designate samples are hazardous?		✓	COC notation or hazard labels on containers equal client designation.
E) Did the RSO identify possible hazards?		✓	If D or E is yes, select Hazards below. PCB's Flammable Foreign Soil RCRA Asbestos Beryllium Other:

	Sample Receipt Criteria	Yes	NA	No	Comments/Qualifiers (Required for Non-Conforming Items)
1	Shipping containers received intact and sealed?	✓			Circle Applicable: Seals broken Damaged container Leaking container Other (describe)
2	Chain of custody documents included with shipment?	✓			Circle Applicable: Client contacted and provided COC COC created upon receipt
3	Samples requiring cold preservation within (0 ≤ 6 deg. C)?*	✓			Preservation Method: Wet Ice Ice Packs Dry ice None Other: *all temperatures are recorded in Celsius TEMP:_____
4	Daily check performed and passed on IR temperature gun?	✓			Temperature Device Serial #: IR2-21 Secondary Temperature Device Serial # (If Applicable):
5	Sample containers intact and sealed?	✓			Circle Applicable: Seals broken Damaged container Leaking container Other (describe)
6	Samples requiring chemical preservation at proper pH?	✓			Sample ID's and Containers Affected: If Preservation added, Lot#:
7	Do any samples require Volatile Analysis?			✓	If Yes, are Encores or Soil Kits present for solids? Yes___ No___ NA___(If yes, take to VOA Freezer) Do liquid VOA vials contain acid preservation? Yes___ No___ NA___(If unknown, select No) Are liquid VOA vials free of headspace? Yes___ No___ NA___ Sample ID's and containers affected:
8	Samples received within holding time?	✓			ID's and tests affected:
9	Sample ID's on COC match ID's on bottles?	✓			ID's and containers affected:
10	Date & time on COC match date & time on bottles?	✓			Circle Applicable: No dates on containers No times on containers COC missing info Other (describe)
11	Number of containers received match number indicated on COC?			✓	Circle Applicable: No container count on COC Other (describe) ~~Did not receive AF66131, AF66391, AF66152.~~ SW
12	Are sample containers identifiable as GEL provided by use of GEL labels?	✓			
13	COC form is properly signed in relinquished/received sections?	✓			Circle Applicable: Not relinquished Other (describe)

Comments (Use Continuation Form if needed):

PM (or PMA) review: Initials MVH Date 2/20/23 Page 1 of 1

GL-CHL-SR-001 Rev 7

List of current GEL Certifications as of 24 February 2023

State	Certification
Alabama	42200
Alaska	17-018
Alaska Drinking Water	SC00012
Arkansas	88-0651
CLIA	42D0904046
California	2940
Colorado	SC00012
Connecticut	PH-0169
DoD ELAP/ ISO17025 A2LA	2567.01
Florida NELAP	E87156
Foreign Soils Permit	P330-15-00283, P330-15-00253
Georgia	SC00012
Georgia SDWA	967
Hawaii	SC00012
Idaho	SC00012
Illinois NELAP	200029
Indiana	C-SC-01
Kansas NELAP	E-10332
Kentucky SDWA	90129
Kentucky Wastewater	90129
Louisiana Drinking Water	LA024
Louisiana NELAP	03046 (AI33904)
Maine	2019020
Maryland	270
Massachusetts	M-SC012
Massachusetts PFAS Approv	Letter
Michigan	9976
Mississippi	SC00012
Nebraska	NE-OS-26-13
Nevada	SC000122023-4
New Hampshire NELAP	2054
New Jersey NELAP	SC002
New Mexico	SC00012
New York NELAP	11501
North Carolina	233
North Carolina SDWA	45709
North Dakota	R-158
Oklahoma	2022-160
Pennsylvania NELAP	68-00485
Puerto Rico	SC00012
S. Carolina Radiochem	10120002
Sanitation Districts of L	9255651
South Carolina Chemistry	10120001
Tennessee	TN 02934
Texas NELAP	T104704235-22-20
Utah NELAP	SC000122022-37
Vermont	VT87156
Virginia NELAP	460202
Washington	C780

GEL Laboratories LLC
a member of The GEL Group INC

PO Box 30712 Charleston, SC 29417
2040 Savage Road Charleston, SC 29407
P 843.556.8171
F 843.766.1178

gel.com

March 16, 2023

Ms. Jeanette Gilmetti
Santee Cooper
P.O. Box 2946101
OCO3
Moncks Corner, South Carolina 29461

Re: ABS Lab Analytical
Work Order: 611428

Dear Ms. Gilmetti:

GEL Laboratories, LLC (GEL) appreciates the opportunity to provide the enclosed analytical results for the sample(s) we received on February 17, 2023. This original data report has been prepared and reviewed in accordance with GEL's standard operating procedures.

The samples were delivered with proper chain of custody documentation and signatures. All sample containers arrived without any visible signs of tampering or breakage. There are no additional comments concerning sample receipt.

Test results for NELAP or ISO 17025 accredited tests are verified to meet the requirements of those standards, with any exceptions noted. The results reported relate only to the items tested and to the sample as received by the laboratory. These results may not be reproduced except as full reports without approval by the laboratory. Copies of GEL's accreditations and certifications can be found on our website at www.gel.com.

Our policy is to provide high quality, personalized analytical services to enable you to meet your analytical needs on time every time. We trust that you will find everything in order and to your satisfaction. If you have any questions, please do not hesitate to call me at (843) 556-8171, ext. 4289.

Sincerely,

Heather Millar

Heather Millar for
Julie Robinson
Project Manager

Purchase Order: 398684
Enclosures

GEL LABORATORIES LLC
2040 Savage Road Charleston SC 29407 - (843) 556-8171 - www.gel.com

Certificate of Analysis Report
for

SOOP001 Santee Cooper

Client SDG: 611428 GEL Work Order: 611428

The Qualifiers in this report are defined as follows:

* A quality control analyte recovery is outside of specified acceptance criteria

** Analyte is a Tracer compound

** Analytc is a surrogatc compound

U Analyte was analyzed for, but not detected above the MDL, MDA, MDC or LOD.

Where the analytical method has been performed under NELAP certification, the analysis has met all of the requirements of the NELAC standard unless qualified on the Certificate of Analysis.

The designation ND, if present, appears in the result column when the analyte concentration is not detected above the limit as defined in the 'U' qualifier above.

This data report has been prepared and reviewed in accordance with GEL Laboratories LLC standard operating procedures. Please direct any questions to your Project Manager, Julie Robinson.

Reviewed by Heather Millar

GEL LABORATORIES LLC
2040 Savage Road Charleston SC 29407 - (843) 556-8171 - www.gel.com

Certificate of Analysis

Report Date: March 16, 2023

Company :	Santee Cooper
Address :	P.O. Box 2946101 OCO3 Moncks Corner, South Carolina 29461
Contact:	Ms. Jeanette Gilmetti
Project:	ABS Lab Analytical

Client Sample ID:	AF56397	Project:	SOOP00119
Sample ID:	611428001	Client ID:	SOOP001
Matrix:	Ground Water		
Collect Date:	16-FEB-23 10:53		
Receive Date:	17-FEB-23		
Collector:	Client		

Parameter	Qualifier	Result	Uncertainty	MDC	RL	Units	PF	DF	Analyst	Date	Time	Batch	Method
Rad Gas Flow Proportional Counting													
GFPC, Ra228, Liquid "As Received"													
Radium-228	U	1.13	+/-1.35	2.28	3.00	pCi/L			JE1	03/14/23	1216	2390110	1
Radium-226+Radium-228 Calculation "See Parent Products"													
Radium-226+228 Sum		1.80	+/-1.38			pCi/L			NXL1	03/16/23	1404	2394229	2
Rad Radium-226													
Lucas Cell, Ra226, Liquid "As Received"													
Radium-226		0.677	+/-0.308	0.295	1.00	pCi/L			LXP1	03/16/23	1008	2390103	3

The following Analytical Methods were performed:

Method	Description	Analyst Comments
1	EPA 904.0/SW846 9320 Modified	
2	Calculation	
3	EPA 903.1 Modified	

Surrogate/Tracer Recovery	Test	Result	Nominal	Recovery%	Acceptable Limits
Barium-133 Tracer	GFPC, Ra228, Liquid "As Received"			78.7	(15%-125%)

Notes:
Counting Uncertainty is calculated at the 95% confidence level (1.96-sigma).

Column headers are defined as follows:

DF: Dilution Factor	Lc/LC: Critical Level
DL: Detection Limit	PF: Prep Factor
MDA: Minimum Detectable Activity	RL: Reporting Limit
MDC: Minimum Detectable Concentration	SQL: Sample Quantitation Limit

GEL LABORATORIES LLC
2040 Savage Road Charleston SC 29407 - (843) 556-8171 - www.gel.com

Certificate of Analysis

Report Date: March 16, 2023

Company :	Santee Cooper
Address :	P.O. Box 2946101 OCO3 Moncks Corner, South Carolina 29461
Contact:	Ms. Jeanette Gilmetti
Project:	ABS Lab Analytical

Client Sample ID:	AF56400	Project:	SOOP00119
Sample ID:	611428002	Client ID:	SOOP001
Matrix:	Ground Water		
Collect Date:	16-FEB-23 12:55		
Receive Date:	17-FEB-23		
Collector:	Client		

Parameter	Qualifier	Result	Uncertainty	MDC	RL	Units	PF	DF	Analyst	Date	Time	Batch	Method
Rad Gas Flow Proportional Counting													
GFPC, Ra228, Liquid "As Received"													
Radium-228	U	1.71	+/-1.23	1.92	3.00	pCi/L			JE1	03/14/23	1216	2390110	1
Radium-226+Radium-228 Calculation "See Parent Products"													
Radium-226+228 Sum		2.55	+/-1.28			pCi/L			NXL1	03/16/23	1404	2394229	2
Rad Radium-226													
Lucas Cell, Ra226, Liquid "As Received"													
Radium-226		0.835	+/-0.332	0.350	1.00	pCi/L			LXP1	03/16/23	0935	2390103	3

The following Analytical Methods were performed:

Method	Description	Analyst Comments
1	EPA 904.0/SW846 9320 Modified	
2	Calculation	
3	EPA 903.1 Modified	

Surrogate/Tracer Recovery	Test	Result	Nominal	Recovery%	Acceptable Limits
Barium-133 Tracer	GFPC, Ra228, Liquid "As Received"			67.3	(15%-125%)

Notes:
Counting Uncertainty is calculated at the 95% confidence level (1.96-sigma).

Column headers are defined as follows:

DF: Dilution Factor	Lc/LC: Critical Level
DL: Detection Limit	PF: Prep Factor
MDA: Minimum Detectable Activity	RL: Reporting Limit
MDC: Minimum Detectable Concentration	SQL: Sample Quantitation Limit

GEL LABORATORIES LLC
2040 Savage Road Charleston SC 29407 - (843) 556-8171 - www.gel.com

Certificate of Analysis

Report Date: March 16, 2023

Company :	Santee Cooper
Address :	P.O. Box 2946101 OCO3 Moncks Corner, South Carolina 29461
Contact:	Ms. Jeanette Gilmetti
Project:	ABS Lab Analytical

Client Sample ID:	AF56442	Project:	SOOP00119
Sample ID:	611428003	Client ID:	SOOP001
Matrix:	Ground Water		
Collect Date:	16-FEB-23 14:07		
Receive Date:	17-FEB-23		
Collector:	Client		

Parameter	Qualifier	Result	Uncertainty	MDC	RL	Units	PF	DF	Analyst	Date	Time	Batch	Method
Rad Gas Flow Proportional Counting													
GFPC, Ra228, Liquid "As Received"													
Radium-228	U	1.77	+/-1.23	1.95	3.00	pCi/L			JE1	03/14/23	1216	2390110	1
Radium-226+Radium-228 Calculation "See Parent Products"													
Radium-226+228 Sum		1.98	+/-1.24			pCi/L			NXL1	03/16/23	1404	2394229	2
Rad Radium-226													
Lucas Cell, Ra226, Liquid "As Received"													
Radium-226	U	0.206	+/-0.173	0.225	1.00	pCi/L			LXP1	03/16/23	0935	2390103	3

The following Analytical Methods were performed:

Method	Description	Analyst Comments
1	EPA 904.0/SW846 9320 Modified	
2	Calculation	
3	EPA 903.1 Modified	

Surrogate/Tracer Recovery	Test	Result	Nominal	Recovery%	Acceptable Limits
Barium-133 Tracer	GFPC, Ra228, Liquid "As Received"			88.2	(15%-125%)

Notes:
Counting Uncertainty is calculated at the 95% confidence level (1.96-sigma).

Column headers are defined as follows:

DF: Dilution Factor	Lc/LC: Critical Level
DL: Detection Limit	PF: Prep Factor
MDA: Minimum Detectable Activity	RL: Reporting Limit
MDC: Minimum Detectable Concentration	SQL: Sample Quantitation Limit

GEL LABORATORIES LLC
2040 Savage Road Charleston SC 29407 - (843) 556-8171 - www.gel.com

Certificate of Analysis

Report Date: March 16, 2023

Company :	Santee Cooper
Address :	P.O. Box 2946101 OCO3 Moncks Corner, South Carolina 29461
Contact:	Ms. Jeanette Gilmetti
Project:	ABS Lab Analytical

Client Sample ID:	AF56443	Project:	SOOP00119
Sample ID:	611428004	Client ID:	SOOP001
Matrix:	Ground Water		
Collect Date:	16-FEB-23 14:12		
Receive Date:	17-FEB-23		
Collector:	Client		

Parameter	Qualifier	Result	Uncertainty	MDC	RL	Units	PF	DF	Analyst	Date	Time	Batch	Method
Rad Gas Flow Proportional Counting													
GFPC, Ra228, Liquid "As Received"													
Radium-228	U	0.313	+/-0.845	1.53	3.00	pCi/L			JE1	03/14/23	1216	2390110	1
Radium-226+Radium-228 Calculation "See Parent Products"													
Radium-226+228 Sum		0.644	+/-0.892			pCi/L			NXL1	03/16/23	1404	2394229	2
Rad Radium-226													
Lucas Cell, Ra226, Liquid "As Received"													
Radium-226	U	0.331	+/-0.286	0.446	1.00	pCi/L			LXP1	03/16/23	1008	2390103	3

The following Analytical Methods were performed:

Method	Description	Analyst Comments
1	EPA 904.0/SW846 9320 Modified	
2	Calculation	
3	EPA 903.1 Modified	

Surrogate/Tracer Recovery	Test	Result	Nominal	Recovery%	Acceptable Limits
Barium-133 Tracer	GFPC, Ra228, Liquid "As Received"			87	(15%-125%)

Notes:
Counting Uncertainty is calculated at the 95% confidence level (1.96-sigma).

Column headers are defined as follows:

DF: Dilution Factor	Lc/LC: Critical Level
DL: Detection Limit	PF: Prep Factor
MDA: Minimum Detectable Activity	RL: Reporting Limit
MDC: Minimum Detectable Concentration	SQL: Sample Quantitation Limit

GEL LABORATORIES LLC
2040 Savage Road Charleston SC 29407 - (843) 556-8171 - www.gel.com

Certificate of Analysis

Report Date: March 16, 2023

Company :	Santee Cooper
Address :	P.O. Box 2946101 OCO3 Moncks Corner, South Carolina 29461
Contact:	Ms. Jeanette Gilmetti
Project:	ABS Lab Analytical

Client Sample ID:	AF56395	Project:	SOOP00119
Sample ID:	611428005	Client ID:	SOOP001
Matrix:	Ground Water		
Collect Date:	15-FEB-23 11:36		
Receive Date:	17-FEB-23		
Collector:	Client		

Parameter	Qualifier	Result	Uncertainty	MDC	RL	Units	PF	DF	Analyst	Date	Time	Batch	Method
Rad Gas Flow Proportional Counting													
GFPC, Ra228, Liquid "As Received"													
Radium-228		2.62	+/-1.33	1.88	3.00	pCi/L			JE1	03/14/23	1216	2390110	1
Radium-226+Radium-228 Calculation "See Parent Products"													
Radium-226+228 Sum		3.15	+/-1.37			pCi/L			NXL1	03/16/23	1404	2394229	2
Rad Radium-226													
Lucas Cell, Ra226, Liquid "As Received"													
Radium-226		0.531	+/-0.317	0.425	1.00	pCi/L			LXP1	03/16/23	1008	2390103	3

The following Analytical Methods were performed:

Method	Description	Analyst Comments
1	EPA 904.0/SW846 9320 Modified	
2	Calculation	
3	EPA 903.1 Modified	

Surrogate/Tracer Recovery	Test	Result	Nominal	Recovery%	Acceptable Limits
Barium-133 Tracer	GFPC, Ra228, Liquid "As Received"			69.4	(15%-125%)

Notes:
Counting Uncertainty is calculated at the 95% confidence level (1.96-sigma).

Column headers are defined as follows:

DF: Dilution Factor	Lc/LC: Critical Level
DL: Detection Limit	PF: Prep Factor
MDA: Minimum Detectable Activity	RL: Reporting Limit
MDC: Minimum Detectable Concentration	SQL: Sample Quantitation Limit

GEL LABORATORIES LLC
2040 Savage Road Charleston SC 29407 - (843) 556-8171 - www.gel.com

Certificate of Analysis

Report Date: March 16, 2023

Company : Santee Cooper
Address : P.O. Box 2946101
OCO3
Moncks Corner, South Carolina 29461
Contact: Ms. Jeanette Gilmetti
Project: ABS Lab Analytical

Client Sample ID: AF56396
Sample ID: 611428006
Matrix: Ground Water
Collect Date: 15-FEB-23 13:21
Receive Date: 17-FEB-23
Collector: Client

Project: SOOP00119
Client ID: SOOP001

Parameter	Qualifier	Result	Uncertainty	MDC	RL	Units	PF	DF	Analyst	Date	Time	Batch	Method
Rad Gas Flow Proportional Counting													
GFPC, Ra228, Liquid "As Received"													
Radium-228	U	1.33	+/-0.985	1.53	3.00	pCi/L			JE1	03/14/23	1216	2390110	1
Radium-226+Radium-228 Calculation "See Parent Products"													
Radium-226+228 Sum		2.51	+/-1.06			pCi/L			NXL1	03/16/23	1404	2394229	2
Rad Radium-226													
Lucas Cell, Ra226, Liquid "As Received"													
Radium-226		1.18	+/-0.396	0.298	1.00	pCi/L			LXP1	03/16/23	1008	2390103	3

The following Analytical Methods were performed:

Method	Description	Analyst Comments
1	EPA 904.0/SW846 9320 Modified	
2	Calculation	
3	EPA 903.1 Modified	

Surrogate/Tracer Recovery	Test	Result	Nominal	Recovery%	Acceptable Limits
Barium-133 Tracer	GFPC, Ra228, Liquid "As Received"			78	(15%-125%)

Notes:
Counting Uncertainty is calculated at the 95% confidence level (1.96-sigma).

Column headers are defined as follows:

DF: Dilution Factor
DL: Detection Limit
MDA: Minimum Detectable Activity
MDC: Minimum Detectable Concentration
Lc/LC: Critical Level
PF: Prep Factor
RL: Reporting Limit
SQL: Sample Quantitation Limit

GEL LABORATORIES LLC
2040 Savage Road Charleston SC 29407 - (843) 556-8171 - www.gel.com

Certificate of Analysis

Report Date: March 16, 2023

Company :	Santee Cooper
Address :	P.O. Box 2946101 OCO3 Moncks Corner, South Carolina 29461
Contact:	Ms. Jeanette Gilmetti
Project:	ABS Lab Analytical

Client Sample ID:	AF56394	Project:	SOOP00119
Sample ID:	611428007	Client ID:	SOOP001
Matrix:	Ground Water		
Collect Date:	14-FEB-23 12:33		
Receive Date:	17-FEB-23		
Collector:	Client		

Parameter	Qualifier	Result	Uncertainty	MDC	RL	Units	PF	DF	Analyst	Date	Time	Batch	Method
Rad Gas Flow Proportional Counting													
GFPC, Ra228, Liquid "As Received"													
Radium-228	U	1.40	+/-1.44	2.39	3.00	pCi/L			JE1	03/14/23	1216	2390110	1
Radium-226+Radium-228 Calculation "See Parent Products"													
Radium-226+228 Sum		1.48	+/-1.44			pCi/L			NXL1	03/16/23	1404	2394229	2
Rad Radium-226													
Lucas Cell, Ra226, Liquid "As Received"													
Radium-226	U	0.0794	+/-0.137	0.254	1.00	pCi/L			LXP1	03/16/23	1008	2390103	3

The following Analytical Methods were performed:

Method	Description	Analyst Comments
1	EPA 904.0/SW846 9320 Modified	
2	Calculation	
3	EPA 903.1 Modified	

Surrogate/Tracer Recovery	Test	Result	Nominal	Recovery%	Acceptable Limits
Barium-133 Tracer	GFPC, Ra228, Liquid "As Received"			70.8	(15%-125%)

Notes:
Counting Uncertainty is calculated at the 95% confidence level (1.96-sigma).

Column headers are defined as follows:

DF: Dilution Factor	Lc/LC: Critical Level
DL: Detection Limit	PF: Prep Factor
MDA: Minimum Detectable Activity	RL: Reporting Limit
MDC: Minimum Detectable Concentration	SQL: Sample Quantitation Limit

GEL LABORATORIES LLC
2040 Savage Road Charleston SC 29407 - (843) 556-8171 - www.gel.com

Certificate of Analysis

Report Date: March 16, 2023

Company :	Santee Cooper
Address :	P.O. Box 2946101 OCO3 Moncks Corner, South Carolina 29461
Contact:	Ms. Jeanette Gilmetti
Project:	ABS Lab Analytical

Client Sample ID:	AF56431	Project:	SOOP00119
Sample ID:	611428008	Client ID:	SOOP001
Matrix:	Ground Water		
Collect Date:	14-FEB-23 13:51		
Receive Date:	17-FEB-23		
Collector:	Client		

Parameter	Qualifier	Result	Uncertainty	MDC	RL	Units	PF	DF	Analyst	Date	Time	Batch	Method
Rad Gas Flow Proportional Counting													
GFPC, Ra228, Liquid "As Received"													
Radium-228	U	1.18	+/-0.939	1.47	3.00	pCi/L			JE1	03/14/23	1217	2390110	1
Radium-226+Radium-228 Calculation "See Parent Products"													
Radium-226+228 Sum		1.84	+/-0.982			pCi/L			NXL1	03/16/23	1404	2394229	2
Rad Radium-226													
Lucas Cell, Ra226, Liquid "As Received"													
Radium-226		0.668	+/-0.289	0.267	1.00	pCi/L			LXP1	03/16/23	1008	2390103	3

The following Analytical Methods were performed:

Method	Description	Analyst Comments
1	EPA 904.0/SW846 9320 Modified	
2	Calculation	
3	EPA 903.1 Modified	

Surrogate/Tracer Recovery	Test	Result	Nominal	Recovery%	Acceptable Limits
Barium-133 Tracer	GFPC, Ra228, Liquid "As Received"			74.2	(15%-125%)

Notes:
Counting Uncertainty is calculated at the 95% confidence level (1.96-sigma).

Column headers are defined as follows:

DF: Dilution Factor	Lc/LC: Critical Level
DL: Detection Limit	PF: Prep Factor
MDA: Minimum Detectable Activity	RL: Reporting Limit
MDC: Minimum Detectable Concentration	SQL: Sample Quantitation Limit

GEL LABORATORIES LLC
2040 Savage Road Charleston SC 29407 - (843) 556-8171 - www.gel.com

Certificate of Analysis

Report Date: March 16, 2023

Company :	Santee Cooper
Address :	P.O. Box 2946101 OCO3 Moncks Corner, South Carolina 29461
Contact:	Ms. Jeanette Gilmetti
Project:	ABS Lab Analytical

Client Sample ID:	AF56432	Project:	SOOP00119
Sample ID:	611428009	Client ID:	SOOP001
Matrix:	Ground Water		
Collect Date:	14-FEB-23 15:22		
Receive Date:	17-FEB-23		
Collector:	Client		

Parameter	Qualifier	Result	Uncertainty	MDC	RL	Units	PF	DF	Analyst	Date	Time	Batch	Method
Rad Gas Flow Proportional Counting													
GFPC, Ra228, Liquid "As Received"													
Radium-228		1.80	+/-1.13	1.70	3.00	pCi/L			JE1	03/14/23	1217	2390110	1
Radium-226+Radium-228 Calculation "See Parent Products"													
Radium-226+228 Sum		3.51	+/-1.24			pCi/L			NXL1	03/16/23	1404	2394229	2
Rad Radium-226													
Lucas Cell, Ra226, Liquid "As Received"													
Radium-226		1.71	+/-0.498	0.477	1.00	pCi/L			LXP1	03/16/23	1008	2390103	3

The following Analytical Methods were performed:

Method	Description	Analyst Comments
1	EPA 904.0/SW846 9320 Modified	
2	Calculation	
3	EPA 903.1 Modified	

Surrogate/Tracer Recovery	Test	Result	Nominal	Recovery%	Acceptable Limits
Barium-133 Tracer	GFPC, Ra228, Liquid "As Received"			72	(15%-125%)

Notes:
Counting Uncertainty is calculated at the 95% confidence level (1.96-sigma).

Column headers are defined as follows:

DF: Dilution Factor	Lc/LC: Critical Level
DL: Detection Limit	PF: Prep Factor
MDA: Minimum Detectable Activity	RL: Reporting Limit
MDC: Minimum Detectable Concentration	SQL: Sample Quantitation Limit

QC Summary

Report Date: March 16, 2023

Santee Cooper
P.O. Box 2946101
OCO3
Moncks Corner, South Carolina

Contact: **Ms. Jeanette Gilmetti**

Workorder: **611428**

Parmname	NOM	Sample	Qual	QC	Units	RPD%	REC%	Range	Anlst	Date	Time
Rad Gas Flow											
Batch 2390110											
QC1205331121 611428001 DUP											
Radium-228	U	1.13	U	0.494	pCi/L	N/A		N/A	JE1	03/14/23	12:15
	Uncertainty	+/-1.35		+/-0.911							
QC1205331122 LCS											
Radium-228	62.8			64.6	pCi/L		103	(75%-125%)		03/14/23	12:15
	Uncertainty			+/-4.30							
QC1205331120 MB											
Radium-228			U	1.16	pCi/L					03/14/23	12:15
	Uncertainty			+/-1.36							
Rad Ra-226											
Batch 2390103											
QC1205331090 611428001 DUP											
Radium-226		0.677		0.445	pCi/L	41.4		(0% - 100%)	LXP1	03/16/23	10:40
	Uncertainty	+/-0.308		+/-0.291							
QC1205331092 LCS											
Radium-226	26.5			23.0	pCi/L		86.6	(75%-125%)		03/16/23	10:40
	Uncertainty			+/-1.52							
QC1205331089 MB											
Radium-226			U	0.264	pCi/L					03/16/23	10:08
	Uncertainty			+/-0.216							
QC1205331091 611428001 MS											
Radium-226	260	0.677		213	pCi/L		81.6	(75%-125%)		03/16/23	10:40
	Uncertainty	+/-0.308		+/-9.99							

Notes:

Counting Uncertainty is calculated at the 95% confidence level (1.96-sigma).

The Qualifiers in this report are defined as follows:

- U Analyte was analyzed for, but not detected above the MDL, MDA, MDC or LOD.
- J Value is estimated
- X Consult Case Narrative, Data Summary package, or Project Manager concerning this qualifier
- H Analytical holding time was exceeded
- < Result is less than value reported

QC Summary

Workorder: **611428**

Parmname	NOM	Sample	Qual	QC	Units	RPD%	REC%	Range	Anlst	Date	Time

>	Result is greater than value reported
UI	Gamma Spectroscopy--Uncertain identification
BD	Results are either below the MDC or tracer recovery is low
h	Preparation or preservation holding time was exceeded
R	Sample results are rejected
^	RPD of sample and duplicate evaluated using +/-RL. Concentrations are <5X the RL. Qualifier Not Applicable for Radiochemistry.
N/A	RPD or %Recovery limits do not apply.
ND	Analyte concentration is not detected above the detection limit
M	M if above MDC and less than LLD
NJ	Consult Case Narrative, Data Summary package, or Project Manager concerning this qualifier
FA	Failed analysis.
UJ	Gamma Spectroscopy--Uncertain identification
Q	One or more quality control criteria have not been met. Refer to the applicable narrative or DER.
K	Analyte present. Reported value may be biased high. Actual value is expected to be lower.
UL	Not considered detected. The associated number is the reported concentration, which may be inaccurate due to a low bias.
L	Analyte present. Reported value may be biased low. Actual value is expected to be higher.
N1	See case narrative
Y	Other specific qualifiers were required to properly define the results. Consult case narrative.
**	Analyte is a Tracer compound
M	REMP Result > MDC/CL and < RDL
J	See case narrative for an explanation

N/A indicates that spike recovery limits do not apply when sample concentration exceeds spike conc. by a factor of 4 or more or %RPD not applicable.
^ The Relative Percent Difference (RPD) obtained from the sample duplicate (DUP) is evaluated against the acceptance criteria when the sample is greater than five times (5X) the contract required detection limit (RL). In cases where either the sample or duplicate value is less than 5X the RL, a control limit of +/- the RL is used to evaluate the DUP result.
* Indicates that a Quality Control parameter was not within specifications.
For PS, PSD, and SDILT results, the values listed are the measured amounts, not final concentrations.

Where the analytical method has been performed under NELAP certification, the analysis has met all of the requirements of the NELAC standard unless qualified on the QC Summary.

Radiochemistry
Technical Case Narrative
Santee Cooper
SDG #: 611428

Product: **GFPC, Ra228, Liquid**
Analytical Method: EPA 904.0/SW846 9320 Modified
Analytical Procedure: GL-RAD-A-063 REV# 5
Analytical Batch: 2390110

The following samples were analyzed using the above methods and analytical procedure(s).

GEL Sample ID#	Client Sample Identification
611428001	AF56397
611428002	AF56400
611428003	AF56442
611428004	AF56443
611428005	AF56395
611428006	AF56396
611428007	AF56394
611428008	AF56431
611428009	AF56432
1205331120	Method Blank (MB)
1205331121	611428001(AF56397) Sample Duplicate (DUP)
1205331122	Laboratory Control Sample (LCS)

The samples in this SDG were analyzed on an "as received" basis.

Data Summary:

There are no exceptions, anomalies or deviations from the specified methods. All sample data provided in this report met the acceptance criteria specified in the analytical methods and procedures for initial calibration, continuing calibration, instrument controls and process controls where applicable.

Product: **Lucas Cell, Ra226, Liquid**
Analytical Method: EPA 903.1 Modified
Analytical Procedure: GL-RAD-A-008 REV# 15
Analytical Batch: 2390103

The following samples were analyzed using the above methods and analytical procedure(s).

GEL Sample ID#	Client Sample Identification
611428001	AF56397
611428002	AF56400
611428003	AF56442
611428004	AF56443
611428005	AF56395
611428006	AF56396
611428007	AF56394

611428008	AF56431
611428009	AF56432
1205331089	Method Blank (MB)
1205331090	611428001(AF56397) Sample Duplicate (DUP)
1205331091	611428001(AF56397) Matrix Spike (MS)
1205331092	Laboratory Control Sample (LCS)

The samples in this SDG were analyzed on an "as received" basis.

Data Summary:

All sample data provided in this report met the acceptance criteria specified in the analytical methods and procedures for initial calibration, continuing calibration, instrument controls and process controls where applicable, with the following exceptions.

Miscellaneous Information

Additional Comments
The matrix spike, 1205331091 (AF56397MS), aliquot was reduced to conserve sample volume.

Certification Statement

Where the analytical method has been performed under NELAP certification, the analysis has met all of the requirements of the NELAC standard unless otherwise noted in the analytical case narrative.

RAD 3/17/23

Contract Lab Info: GEL Contract Lab Due Date (Lab Only): 2 / 27 / 23 Send report to lcwillia@santeecooper.com & sjbrown@santeecooper.com

Chain of Custody

santee cooper
Santee Cooper
One Riverwood Drive
Moncks Corner, SC 29461
Phone: (843)761-8000 Ext. 5148
Fax: (843)761-4175

611426/611428

Customer Email/Report Recipient: LCWILLIA @santeecooper.com **Date Results Needed by:** ___/___/___ **Project/Task/Unit #:** 125915 / JM02.09.G01.1 / 36500 **Rerun request for any flagged QC** Yes (No)

Analysis Group

Labworks ID # (Internal use only)	Sample Location/ Description	Collection Date	Collection Time	Sample Collector	Total # of containers	Bottle type: (Glass-G/Plastic-P)	Grab (G) or Composite (C)	Matrix(see below)	Preservative (see below)	Comments • Method # • Reporting limit • Misc. sample info • Any other notes	TOC/DOC	TOTAL ALK BICARB, CARB	SULFIDE	RAD 226/228	NO3/NO2
AF56397	WAP-4	2/16/23	1053	ZDM MDG	7	P+G	G	GW	*	* SULFIDE HAS SHORT HOLD.	2	1	1	2	1
400	WAP-7	"	1255	"	"	"	"	"	"		"	"	"	"	"
442	WLF-A2-6	"	1407	"	"	"	"	"	"	* PRESERVATIVES	"	"	"	"	"
443	WLF-A2-6 DUP	"	1412	"	"	"	"	"	"	TOC H_2SO_4 SULFIDE ZINC ACETATE, NaOH	"	"	"	"	"
AF56395	WAP-2	2/15/23	1136	ZDM ML	"	"	"	"	"	RAD HNO_3 <4°C	"	"	"	"	"
96	WAP 3	"	1321	"	"	"	"	"	"		"	"	"	"	"
AF56394	WAP-1	2/14/23	1233	"	6	"	"	"	"	ALKAL-TOTAL, BICARB, CARB	2	1	1	2	"
431	WBW-1	"	1351	"	"	"	"	"	"	RAD - INCLUDE TOTAL CALCULATION	"	"	"	"	"
432	WBW-A1-1	"	1522	"	"	"	"	"	"		"	"	"	"	"

Relinquished by:	Employee#	Date	Time	Received by:	Employee #	Date	Time
SJBrown	35594	2/17/23	0950	[signature]	GEL	2/17/23	0950
Relinquished by:	Employee#	Date	Time	Received by:	Employee #	Date	Time
[signature]	GEL	2.17.23	1545	[signature]	GEL	02.17.23	1545
Relinquished by:	Employee#	Date	Time	Received by:	Employee #	Date	Time

Sample Receiving (Internal Use Only)
TEMP (°C):_____ **Initial:**_____
Correct pH: Yes No
Preservative Lot#:
Date/Time/Init for preservative:

☐ METALS (all)

☐ Ag	☐ Cu	☐ Sb
☐ Al	☐ Fe	☐ Se
☐ As	☐ K	☐ Sn
☐ B	☐ Li	☐ Sr
☐ Ba	☐ Mg	☐ Ti
☐ Be	☐ Mn	☐ Tl
☐ Ca	☐ Mo	☐ V
☐ Cd	☐ Na	☐ Zn
☐ Co	☐ Ni	☐ Hg
☐ Cr	☐ Pb	☐ CrVI

Nutrients
☐ TOC
☐ DOC
☐ TP/TPO4
☐ NH3-N
☐ F
☐ Cl
☐ NO2
☐ Br
☐ NO3
☐ SO4

MISC.
☐ BTEX
☐ Napthalene
☐ THM/HAA
☐ VOC
☐ Oil & Grease
☐ E. Coli
☐ Total Coliform
☐ pH
☐ Dissolved As
☐ Dissolved Fe
☐ Rad 226
☐ Rad 228
☐ PCB

Gypsum
☐ **Wallboard Gypsum(*all below*)**
☐ AIM
☐ TOC
☐ Total metals
☐ Soluble Metals
☐ Purity ($CaSO_4$)
☐ % Moisture
☐ Sulfites
☐ pH
☐ Chlorides
☐ Particle Size
☐ Sulfur

Coal
☐ **Ultimate**
☐ % Moisture
☐ Ash
☐ Sulfur
☐ BTUs
☐ Volatile Matter
☐ CHN
Other Tests:
☐ XRF Scan
☐ HGI
☐ Fineness
☐ Particulate Matter

Flyash
☐ Ammonia
☐ LOI
☐ % Carbon
☐ Mineral Analysis
☐ Sieve
☐ % Moisture

NPDES
☐ Oil & Grease
☐ As
☐ TSS

Oil
☐ **Trans. Oil Qual.**
☐ %Moisture
☐ Color
☐ Acidity
☐ Dielectric Strength
☐ IFT
☐ Dissolved Gases
☐ **Used Oil**
☐ Flashpoint
☐ Metals in oil (As,Cd,Cr,Ni,Pb Hg)
☐ TX
☐ **GOFER**

Matrix codes: GW-groundwater, DW-drinking water, SW-surface water, WW-waste water, BW-boiler water, L-limestone, Oil-oil, S-Soil, SL-solid, C-coal, G-gypsum, FA-flyash, BA-bottom ash, M-misc (describe in comment section)
Preservative code- 1=<4°C 2=HNO_3 3=H_2SO_4 4-HCl 5=$Na_2S_2O_3$ 6-Other (Specify)

GEL Laboratories LLC

SAMPLE RECEIPT & REVIEW FORM

Client: EQOP	SDG/AR/COC/Work Order: 611426 / 611428
Received By: MVH	Date Received: 02.11.2023
Carrier and Tracking Number	Circle Applicable: FedEx Express FedEx Ground UPS Field Services (Courier) Other Cooler 2 - 6°C Cooler 1 - 18°C

Suspected Hazard Information	Yes	No	*If Net Counts > 100cpm on samples not marked "radioactive", contact the Radiation Safety Group for further investigation.
A)Shipped as a DOT Hazardous?		✓	Hazard Class Shipped: UN#: If UN2910, Is the Radioactive Shipment Survey Compliant? Yes___ No___
B) Did the client designate the samples are to be received as radioactive?		✓	COC notation or radioactive stickers on containers equal client designation.
C) Did the RSO classify the samples as radioactive?		✓	Maximum Net Counts Observed* (Observed Counts - Area Background Counts): 0 (CPM) mR/Hr Classified as: Rad 1 Rad 2 Rad 3
D) Did the client designate samples are hazardous?		✓	COC notation or hazard labels on containers equal client designation.
E) Did the RSO identify possible hazards?		✓	If D or E is yes, select Hazards below. PCB's Flammable Foreign Soil RCRA Asbestos Beryllium Other:

	Sample Receipt Criteria	Yes	NA	No	Comments/Qualifiers (Required for Non-Conforming Items)
1	Shipping containers received intact and sealed?	✓			Circle Applicable: Seals broken Damaged container Leaking container Other (describe)
2	Chain of custody documents included with shipment?	✓			Circle Applicable: Client contacted and provided COC COC created upon receipt
3	Samples requiring cold preservation within (0 ≤ 6 deg. C)?*	✓			Preservation Method: (Wet Ice) Ice Packs Dry ice None Other: *all temperatures are recorded in Celsius TEMP:_____
4	Daily check performed and passed on IR temperature gun?	✓			Temperature Device Serial #: IR2-21 Secondary Temperature Device Serial # (If Applicable):
5	Sample containers intact and sealed?	✓			Circle Applicable: Seals broken Damaged container Leaking container Other (describe)
6	Samples requiring chemical preservation at proper pH?	✓			Sample ID's and Containers Affected: If Preservation added, Lot#:
7	Do any samples require Volatile Analysis?			✓	If Yes, are Encores or Soil Kits present for solids? Yes___ No___ NA___(If yes, take to VOA Freezer) Do liquid VOA vials contain acid preservation? Yes___ No___ NA___(If unknown, select No) Are liquid VOA vials free of headspace? Yes___ No___ NA___ Sample ID's and containers affected:
8	Samples received within holding time?	✓			ID's and tests affected:
9	Sample ID's on COC match ID's on bottles?	✓			ID's and containers affected:
10	Date & time on COC match date & time on bottles?	✓			Circle Applicable: No dates on containers No times on containers COC missing info Other (describe)
11	Number of containers received match number indicated on COC?			✓	Circle Applicable: No container count on COC Other (describe) ~~Did not receive AF66131, AF66384, AF66152.~~ 320
12	Are sample containers identifiable as GEL provided by use of GEL labels?	✓			
13	COC form is properly signed in relinquished/received sections?	✓			Circle Applicable: Not relinquished Other (describe)

Comments (Use Continuation Form if needed):

PM (or PMA) review: Initials MVM Date 2/20/23 Page 1 of 1

GL-CHL-SR-001 Rev 7

List of current GEL Certifications as of 16 March 2023

State	Certification
Alabama	42200
Alaska	17-018
Alaska Drinking Water	SC00012
Arkansas	88-0651
CLIA	42D0904046
California	2940
Colorado	SC00012
Connecticut	PH-0169
DoD ELAP/ ISO17025 A2LA	2567.01
Florida NELAP	E87156
Foreign Soils Permit	P330-15-00283, P330-15-00253
Georgia	SC00012
Georgia SDWA	967
Hawaii	SC00012
Idaho	SC00012
Illinois NELAP	200029
Indiana	C-SC-01
Kansas NELAP	E-10332
Kentucky SDWA	90129
Kentucky Wastewater	90129
Louisiana Drinking Water	LA024
Louisiana NELAP	03046 (AI33904)
Maine	2019020
Maryland	270
Massachusetts	M-SC012
Massachusetts PFAS Approv	Letter
Michigan	9976
Mississippi	SC00012
Nebraska	NE-OS-26-13
Nevada	SC000122023-4
New Hampshire NELAP	2054
New Jersey NELAP	SC002
New Mexico	SC00012
New York NELAP	11501
North Carolina	233
North Carolina SDWA	45709
North Dakota	R-158
Oklahoma	2022-160
Pennsylvania NELAP	68-00485
Puerto Rico	SC00012
S. Carolina Radiochem	10120002
Sanitation Districts of L	9255651
South Carolina Chemistry	10120001
Tennessee	TN 02934
Texas NELAP	T104704235-22-20
Utah NELAP	SC000122022-37
Vermont	VT87156
Virginia NELAP	460202
Washington	C780

GEL Laboratories LLC
a member of The GEL Group INC

PO Box 30712 Charleston, SC 29417
2040 Savage Road Charleston, SC 29407
P 843.556.8171
F 843.766.1178

gel.com

March 14, 2023

Ms. Jeanette Gilmetti
Santee Cooper
P.O. Box 2946101
OCO3
Moncks Corner, South Carolina 29461

Re: ABS Lab Analytical
Work Order: 612999

Dear Ms. Gilmetti:

GEL Laboratories, LLC (GEL) appreciates the opportunity to provide the enclosed analytical results for the sample(s) we received on March 03, 2023. This original data report has been prepared and reviewed in accordance with GEL's standard operating procedures.

The samples were delivered with proper chain of custody documentation and signatures. All sample containers arrived without any visible signs of tampering or breakage. There are no additional comments concerning sample receipt.

Test results for NELAP or ISO 17025 accredited tests are verified to meet the requirements of those standards, with any exceptions noted. The results reported relate only to the items tested and to the sample as received by the laboratory. These results may not be reproduced except as full reports without approval by the laboratory. Copies of GEL's accreditations and certifications can be found on our website at www.gel.com.

Our policy is to provide high quality, personalized analytical services to enable you to meet your analytical needs on time every time. We trust that you will find everything in order and to your satisfaction. If you have any questions, please do not hesitate to call me at (843) 556-8171, ext. 4289.

Sincerely,

Heather Millar

Heather Millar for
Julie Robinson
Project Manager

Purchase Order: 398684
Enclosures

GEL LABORATORIES LLC
2040 Savage Road Charleston SC 29407 - (843) 556-8171 - www.gel.com

Certificate of Analysis Report
for

SOOP001 Santee Cooper

Client SDG: 612999 GEL Work Order: 612999

The Qualifiers in this report are defined as follows:

* A quality control analyte recovery is outside of specified acceptance criteria

** Analyte is a Tracer compound

** Analytc is a surrogatc compound

U Analyte was analyzed for, but not detected above the MDL, MDA, MDC or LOD.

Where the analytical method has been performed under NELAP certification, the analysis has met all of the requirements of the NELAC standard unless qualified on the Certificate of Analysis.

The designation ND, if present, appears in the result column when the analyte concentration is not detected above the limit as defined in the 'U' qualifier above.

This data report has been prepared and reviewed in accordance with GEL Laboratories LLC standard operating procedures. Please direct any questions to your Project Manager, Julie Robinson.

Reviewed by Heather Millar

GEL LABORATORIES LLC
2040 Savage Road Charleston SC 29407 - (843) 556-8171 - www.gel.com

Certificate of Analysis

Report Date: March 14, 2023

Company : Santee Cooper
Address : P.O. Box 2946101
OCO3
Moncks Corner, South Carolina 29461
Contact: Ms. Jeanette Gilmetti
Project: ABS Lab Analytical

Client Sample ID: AF56433
Sample ID: 612999001
Matrix: GW
Collect Date: 28-FEB-23 12:58
Receive Date: 03-MAR-23
Collector: Client

Project: SOOP00119
Client ID: SOOP001

Parameter	Qualifier	Result	DL	RL	Units	PF	DF	Analyst	Date	Time	Batch	Method
Carbon Analysis												
SM 5310 B Total Organic Carbon "As Received"												
Total Organic Carbon Average		13.0	0.330	1.00	mg/L		1	TSM	03/11/23	0321	2394332	1
Spectrometric Analysis												
SM 4500-S(2-) D Sulfide "As Received"												
Total Sulfide	U	ND	0.0330	0.100	mg/L		1	HH2	03/07/23	1510	2394295	2
Titration and Ion Analysis												
SM 2320B Total Alkalinity "As Received"												
Alkalinity, Total as CaCO3		322	2.42	6.67	mg/L			MS3	03/09/23	1341	2393625	3
Bicarbonate alkalinity (CaCO3)		322	2.42	6.67	mg/L							
Carbonate alkalinity (CaCO3)	U	ND	2.42	6.67	mg/L							

The following Analytical Methods were performed:

Method	Description	Analyst Comments
1	SM 5310 B	
2	SM 4500-S (2-) D	
3	SM 2320B	

Notes:

Column headers are defined as follows:

DF: Dilution Factor
DL: Detection Limit
MDA: Minimum Detectable Activity
MDC: Minimum Detectable Concentration
Lc/LC: Critical Level
PF: Prep Factor
RL: Reporting Limit
SQL: Sample Quantitation Limit

GEL LABORATORIES LLC
2040 Savage Road Charleston SC 29407 - (843) 556-8171 - www.gel.com

Certificate of Analysis

Report Date: March 14, 2023

Company :	Santee Cooper
Address :	P.O. Box 2946101 OCO3 Moncks Corner, South Carolina 29461
Contact:	Ms. Jeanette Gilmetti
Project:	ABS Lab Analytical

Client Sample ID:	AF56433	Project:	SOOP00119
Sample ID:	612999002	Client ID:	SOOP001
Matrix:	GW		
Collect Date:	28-FEB-23 12:58		
Receive Date:	03-MAR-23		
Collector:	Client		

Parameter	Qualifier	Result	DL	RL	Units	PF	DF	Analyst	Date	Time	Batch	Method
Carbon Analysis												
SM 5310 B Dissolved Organic Carbon "As Received"												
Dissolved Organic Carbon Average		12.4	0.330	1.00	mg/L		1	TSM	03/10/23	1641	2394833	1

The following Prep Methods were performed:

Method	Description	Analyst	Date	Time	Prep Batch
EPA 160	Laboratory Filtration - DOC	TSM	03/07/23	1150	2394325

The following Analytical Methods were performed:

Method	Description	Analyst Comments
1	SM 5310 B	

Notes:

Column headers are defined as follows:

DF: Dilution Factor	Lc/LC: Critical Level
DL: Detection Limit	PF: Prep Factor
MDA: Minimum Detectable Activity	RL: Reporting Limit
MDC: Minimum Detectable Concentration	SQL: Sample Quantitation Limit

GEL LABORATORIES LLC
2040 Savage Road Charleston SC 29407 - (843) 556-8171 - www.gel.com

Certificate of Analysis

Report Date: March 14, 2023

Company :	Santee Cooper
Address :	P.O. Box 2946101 OCO3 Moncks Corner, South Carolina 29461
Contact:	Ms. Jeanette Gilmetti
Project:	ABS Lab Analytical

Client Sample ID:	AF56435	Project:	SOOP00119
Sample ID:	612999003	Client ID:	SOOP001
Matrix:	GW		
Collect Date:	28-FEB-23 11:44		
Receive Date:	03-MAR-23		
Collector:	Client		

Parameter	Qualifier	Result	DL	RL	Units	PF	DF	Analyst	Date	Time	Batch	Method
Carbon Analysis												
SM 5310 B Total Organic Carbon "As Received"												
Total Organic Carbon Average		1.14	0.330	1.00	mg/L		1	TSM	03/11/23	0341	2394332	1
Spectrometric Analysis												
SM 4500-S(2-) D Sulfide "As Received"												
Total Sulfide	U	ND	0.0330	0.100	mg/L		1	HH2	03/07/23	1510	2394295	2
Titration and Ion Analysis												
SM 2320B Total Alkalinity "As Received"												
Alkalinity, Total as CaCO3	U	ND	1.45	4.00	mg/L			MS3	03/09/23	1351	2393625	3
Bicarbonate alkalinity (CaCO3)	U	ND	1.45	4.00	mg/L							
Carbonate alkalinity (CaCO3)	U	ND	1.45	4.00	mg/L							

The following Analytical Methods were performed:

Method	Description	Analyst Comments
1	SM 5310 B	
2	SM 4500-S (2-) D	
3	SM 2320B	

Notes:

Column headers are defined as follows:

DF: Dilution Factor	Lc/LC: Critical Level
DL: Detection Limit	PF: Prep Factor
MDA: Minimum Detectable Activity	RL: Reporting Limit
MDC: Minimum Detectable Concentration	SQL: Sample Quantitation Limit

GEL LABORATORIES LLC
2040 Savage Road Charleston SC 29407 - (843) 556-8171 - www.gel.com

Certificate of Analysis

Report Date: March 14, 2023

Company :	Santee Cooper
Address :	P.O. Box 2946101 OCO3 Moncks Corner, South Carolina 29461
Contact:	Ms. Jeanette Gilmetti
Project:	ABS Lab Analytical

Client Sample ID:	AF56435	Project:	SOOP00119
Sample ID:	612999004	Client ID:	SOOP001
Matrix:	GW		
Collect Date:	28-FEB-23 11:44		
Receive Date:	03-MAR-23		
Collector:	Client		

Parameter	Qualifier	Result	DL	RL	Units	PF	DF	Analyst	Date	Time	Batch	Method
Carbon Analysis												
SM 5310 B Dissolved Organic Carbon "As Received"												
Dissolved Organic Carbon Average		1.92	0.330	1.00	mg/L		1	TSM	03/10/23	1740	2394833	1

The following Prep Methods were performed:

Method	Description	Analyst	Date	Time	Prep Batch
EPA 160	Laboratory Filtration - DOC	TSM	03/07/23	1150	2394325

The following Analytical Methods were performed:

Method	Description	Analyst Comments
1	SM 5310 B	

Notes:

Column headers are defined as follows:

DF: Dilution Factor	Lc/LC: Critical Level
DL: Detection Limit	PF: Prep Factor
MDA: Minimum Detectable Activity	RL: Reporting Limit
MDC: Minimum Detectable Concentration	SQL: Sample Quantitation Limit

GEL LABORATORIES LLC
2040 Savage Road Charleston SC 29407 - (843) 556-8171 - www.gel.com

Certificate of Analysis

Report Date: March 14, 2023

Company : Santee Cooper
Address : P.O. Box 2946101
OCO3
Moncks Corner, South Carolina 29461
Contact: Ms. Jeanette Gilmetti
Project: ABS Lab Analytical

Client Sample ID: AF56436
Sample ID: 612999005
Matrix: GW
Collect Date: 28-FEB-23 10:19
Receive Date: 03-MAR-23
Collector: Client

Project: SOOP00119
Client ID: SOOP001

Parameter	Qualifier	Result	DL	RL	Units	PF	DF	Analyst	Date	Time	Batch	Method
Carbon Analysis												
SM 5310 B Total Organic Carbon "As Received"												
Total Organic Carbon Average		9.67	0.330	1.00	mg/L		1	TSM	03/11/23	0423	2394332	1
Spectrometric Analysis												
SM 4500-S(2-) D Sulfide "As Received"												
Total Sulfide	U	ND	0.0330	0.100	mg/L		1	HH2	03/07/23	1511	2394295	2
Titration and Ion Analysis												
SM 2320B Total Alkalinity "As Received"												
Alkalinity, Total as CaCO3		118	1.45	4.00	mg/L			MS3	03/09/23	1355	2393625	3
Bicarbonate alkalinity (CaCO3)		118	1.45	4.00	mg/L							
Carbonate alkalinity (CaCO3)	U	ND	1.45	4.00	mg/L							

The following Analytical Methods were performed:

Method	Description	Analyst Comments
1	SM 5310 B	
2	SM 4500-S (2-) D	
3	SM 2320B	

Notes:

Column headers are defined as follows:

DF: Dilution Factor
DL: Detection Limit
MDA: Minimum Detectable Activity
MDC: Minimum Detectable Concentration
Lc/LC: Critical Level
PF: Prep Factor
RL: Reporting Limit
SQL: Sample Quantitation Limit

GEL LABORATORIES LLC
2040 Savage Road Charleston SC 29407 - (843) 556-8171 - www.gel.com

Certificate of Analysis

Report Date: March 14, 2023

Company :	Santee Cooper
Address :	P.O. Box 2946101 OCO3 Moncks Corner, South Carolina 29461
Contact:	Ms. Jeanette Gilmetti
Project:	ABS Lab Analytical

Client Sample ID:	AF56436	Project:	SOOP00119
Sample ID:	612999006	Client ID:	SOOP001
Matrix:	GW		
Collect Date:	28-FEB-23 10:19		
Receive Date:	03-MAR-23		
Collector:	Client		

Parameter	Qualifier	Result	DL	RL	Units	PF	DF	Analyst	Date	Time	Batch	Method
Carbon Analysis												
SM 5310 B Dissolved Organic Carbon "As Received"												
Dissolved Organic Carbon Average		10.1	0.330	1.00	mg/L		1	TSM	03/10/23	1800	2394833	1

The following Prep Methods were performed:

Method	Description	Analyst	Date	Time	Prep Batch
EPA 160	Laboratory Filtration - DOC	TSM	03/07/23	1150	2394325

The following Analytical Methods were performed:

Method	Description	Analyst Comments
1	SM 5310 B	

Notes:

Column headers are defined as follows:

DF: Dilution Factor	Lc/LC: Critical Level
DL: Detection Limit	PF: Prep Factor
MDA: Minimum Detectable Activity	RL: Reporting Limit
MDC: Minimum Detectable Concentration	SQL: Sample Quantitation Limit

GEL LABORATORIES LLC
2040 Savage Road Charleston SC 29407 - (843) 556-8171 - www.gel.com

Certificate of Analysis

Report Date: March 14, 2023

Company :	Santee Cooper
Address :	P.O. Box 2946101 OCO3 Moncks Corner, South Carolina 29461
Contact:	Ms. Jeanette Gilmetti
Project:	ABS Lab Analytical

Client Sample ID:	AF56437	Project:	SOOP00119
Sample ID:	612999007	Client ID:	SOOP001
Matrix:	GW		
Collect Date:	28-FEB-23 10:24		
Receive Date:	03-MAR-23		
Collector:	Client		

Parameter	Qualifier	Result	DL	RL	Units	PF	DF	Analyst	Date	Time	Batch	Method
Carbon Analysis												
SM 5310 B Total Organic Carbon "As Received"												
Total Organic Carbon Average		10.2	0.330	1.00	mg/L		1	TSM	03/11/23	0443	2394332	1
Spectrometric Analysis												
SM 4500-S(2-) D Sulfide "As Received"												
Total Sulfide	U	ND	0.0330	0.100	mg/L		1	HH2	03/07/23	1511	2394295	2
Titration and Ion Analysis												
SM 2320B Total Alkalinity "As Received"												
Alkalinity, Total as CaCO3		126	1.45	4.00	mg/L			MS3	03/09/23	1358	2393625	3
Bicarbonate alkalinity (CaCO3)		126	1.45	4.00	mg/L							
Carbonate alkalinity (CaCO3)	U	ND	1.45	4.00	mg/L							

The following Analytical Methods were performed:

Method	Description	Analyst Comments
1	SM 5310 B	
2	SM 4500-S (2-) D	
3	SM 2320B	

Notes:

Column headers are defined as follows:

DF: Dilution Factor	Lc/LC: Critical Level
DL: Detection Limit	PF: Prep Factor
MDA: Minimum Detectable Activity	RL: Reporting Limit
MDC: Minimum Detectable Concentration	SQL: Sample Quantitation Limit

GEL LABORATORIES LLC
2040 Savage Road Charleston SC 29407 - (843) 556-8171 - www.gel.com

Certificate of Analysis

Report Date: March 14, 2023

Company :	Santee Cooper
Address :	P.O. Box 2946101 OCO3 Moncks Corner, South Carolina 29461
Contact:	Ms. Jeanette Gilmetti
Project:	ABS Lab Analytical

Client Sample ID:	AF56437	Project:	SOOP00119
Sample ID:	612999008	Client ID:	SOOP001
Matrix:	GW		
Collect Date:	28-FEB-23 10:24		
Receive Date:	03-MAR-23		
Collector:	Client		

Parameter	Qualifier	Result	DL	RL	Units	PF	DF	Analyst	Date	Time	Batch	Method
Carbon Analysis												
SM 5310 B Dissolved Organic Carbon "As Received"												
Dissolved Organic Carbon Average		10.5	0.330	1.00	mg/L		1	TSM	03/10/23	1820	2394833	1

The following Prep Methods were performed:

Method	Description	Analyst	Date	Time	Prep Batch
EPA 160	Laboratory Filtration - DOC	TSM	03/07/23	1150	2394325

The following Analytical Methods were performed:

Method	Description	Analyst Comments
1	SM 5310 B	

Notes:

Column headers are defined as follows:

DF: Dilution Factor	Lc/LC: Critical Level
DL: Detection Limit	PF: Prep Factor
MDA: Minimum Detectable Activity	RL: Reporting Limit
MDC: Minimum Detectable Concentration	SQL: Sample Quantitation Limit

GEL LABORATORIES LLC
2040 Savage Road Charleston SC 29407 - (843) 556-8171 - www.gel.com

Certificate of Analysis

Report Date: March 14, 2023

Company :	Santee Cooper
Address :	P.O. Box 2946101 OCO3 Moncks Corner, South Carolina 29461
Contact:	Ms. Jeanette Gilmetti
Project:	ABS Lab Analytical

Client Sample ID:	AF56438	Project:	SOOP00119
Sample ID:	612999009	Client ID:	SOOP001
Matrix:	GW		
Collect Date:	28-FEB-23 14:31		
Receive Date:	03-MAR-23		
Collector:	Client		

Parameter	Qualifier	Result	DL	RL	Units	PF	DF	Analyst	Date	Time	Batch	Method
Carbon Analysis												
SM 5310 B Total Organic Carbon "As Received"												
Total Organic Carbon Average		7.51	0.330	1.00	mg/L		1	TSM	03/11/23	0503	2394332	1
Spectrometric Analysis												
SM 4500-S(2-) D Sulfide "As Received"												
Total Sulfide	U	ND	0.0330	0.100	mg/L		1	HH2	03/07/23	1512	2394295	2
Titration and Ion Analysis												
SM 2320B Total Alkalinity "As Received"												
Alkalinity, Total as CaCO3		209	1.45	4.00	mg/L			MS3	03/09/23	1401	2393625	3
Bicarbonate alkalinity (CaCO3)		209	1.45	4.00	mg/L							
Carbonate alkalinity (CaCO3)	U	ND	1.45	4.00	mg/L							

The following Analytical Methods were performed:

Method	Description	Analyst Comments
1	SM 5310 B	
2	SM 4500-S (2-) D	
3	SM 2320B	

Notes:

Column headers are defined as follows:

DF: Dilution Factor	Lc/LC: Critical Level
DL: Detection Limit	PF: Prep Factor
MDA: Minimum Detectable Activity	RL: Reporting Limit
MDC: Minimum Detectable Concentration	SQL: Sample Quantitation Limit

GEL LABORATORIES LLC
2040 Savage Road Charleston SC 29407 - (843) 556-8171 - www.gel.com

Certificate of Analysis

Report Date: March 14, 2023

Company :	Santee Cooper
Address :	P.O. Box 2946101 OCO3 Moncks Corner, South Carolina 29461
Contact:	Ms. Jeanette Gilmetti
Project:	ABS Lab Analytical

Client Sample ID:	AF56438	Project:	SOOP00119
Sample ID:	612999010	Client ID:	SOOP001
Matrix:	GW		
Collect Date:	28-FEB-23 14:31		
Receive Date:	03-MAR-23		
Collector:	Client		

Parameter	Qualifier	Result	DL	RL	Units	PF	DF	Analyst	Date	Time	Batch	Method
Carbon Analysis												
SM 5310 B Dissolved Organic Carbon "As Received"												
Dissolved Organic Carbon Average		7.98	0.330	1.00	mg/L		1	TSM	03/10/23	1840	2394833	1

The following Prep Methods were performed:

Method	Description	Analyst	Date	Time	Prep Batch
EPA 160	Laboratory Filtration - DOC	TSM	03/07/23	1150	2394325

The following Analytical Methods were performed:

Method	Description	Analyst Comments
1	SM 5310 B	

Notes:

Column headers are defined as follows:

DF: Dilution Factor	Lc/LC: Critical Level
DL: Detection Limit	PF: Prep Factor
MDA: Minimum Detectable Activity	RL: Reporting Limit
MDC: Minimum Detectable Concentration	SQL: Sample Quantitation Limit

GEL LABORATORIES LLC
2040 Savage Road Charleston SC 29407 - (843) 556-8171 - www.gel.com

Certificate of Analysis

Report Date: March 14, 2023

Company :	Santee Cooper
Address :	P.O. Box 2946101 OCO3 Moncks Corner, South Carolina 29461
Contact:	Ms. Jeanette Gilmetti
Project:	ABS Lab Analytical

Client Sample ID:	AF56402	Project:	SOOP00119
Sample ID:	612999011	Client ID:	SOOP001
Matrix:	GW		
Collect Date:	27-FEB-23 12:47		
Receive Date:	03-MAR-23		
Collector:	Client		

Parameter	Qualifier	Result	DL	RL	Units	PF	DF	Analyst	Date	Time	Batch	Method
Carbon Analysis												
SM 5310 B Total Organic Carbon "As Received"												
Total Organic Carbon Average		15.3	0.330	1.00	mg/L		1	TSM	03/11/23	0523	2394332	1
Spectrometric Analysis												
SM 4500-S(2-) D Sulfide "As Received"												
Total Sulfide	U	ND	0.0330	0.100	mg/L		1	HH2	03/06/23	1808	2394245	2
Titration and Ion Analysis												
SM 2320B Total Alkalinity "As Received"												
Alkalinity, Total as CaCO3		208	1.45	4.00	mg/L			MS3	03/09/23	1404	2393625	3
Bicarbonate alkalinity (CaCO3)		208	1.45	4.00	mg/L							
Carbonate alkalinity (CaCO3)	U	ND	1.45	4.00	mg/L							

The following Analytical Methods were performed:

Method	Description	Analyst Comments
1	SM 5310 B	
2	SM 4500-S (2-) D	
3	SM 2320B	

Notes:

Column headers are defined as follows:

DF: Dilution Factor
DL: Detection Limit
MDA: Minimum Detectable Activity
MDC: Minimum Detectable Concentration
Lc/LC: Critical Level
PF: Prep Factor
RL: Reporting Limit
SQL: Sample Quantitation Limit

GEL LABORATORIES LLC
2040 Savage Road Charleston SC 29407 - (843) 556-8171 - www.gel.com

Certificate of Analysis

Report Date: March 14, 2023

Company :	Santee Cooper
Address :	P.O. Box 2946101 OCO3 Moncks Corner, South Carolina 29461
Contact:	Ms. Jeanette Gilmetti
Project:	ABS Lab Analytical

Client Sample ID:	AF56402	Project:	SOOP00119
Sample ID:	612999012	Client ID:	SOOP001
Matrix:	GW		
Collect Date:	27-FEB-23 12:47		
Receive Date:	03-MAR-23		
Collector:	Client		

Parameter	Qualifier	Result	DL	RL	Units	PF	DF	Analyst	Date	Time	Batch	Method
Carbon Analysis												
SM 5310 B Dissolved Organic Carbon "As Received"												
Dissolved Organic Carbon Average		15.8	0.330	1.00	mg/L		1	TSM	03/10/23	1923	2394833	1

The following Prep Methods were performed:

Method	Description	Analyst	Date	Time	Prep Batch
EPA 160	Laboratory Filtration - DOC	TSM	03/07/23	1150	2394325

The following Analytical Methods were performed:

Method	Description	Analyst Comments
1	SM 5310 B	

Notes:

Column headers are defined as follows:

DF: Dilution Factor	Lc/LC: Critical Level
DL: Detection Limit	PF: Prep Factor
MDA: Minimum Detectable Activity	RL: Reporting Limit
MDC: Minimum Detectable Concentration	SQL: Sample Quantitation Limit

GEL LABORATORIES LLC
2040 Savage Road Charleston SC 29407 - (843) 556-8171 - www.gel.com

Certificate of Analysis

Report Date: March 14, 2023

Company :	Santee Cooper
Address :	P.O. Box 2946101 OCO3 Moncks Corner, South Carolina 29461
Contact:	Ms. Jeanette Gilmetti
Project:	ABS Lab Analytical

Client Sample ID:	AF56403	Project:	SOOP00119
Sample ID:	612999013	Client ID:	SOOP001
Matrix:	GW		
Collect Date:	27-FEB-23 09:57		
Receive Date:	03-MAR-23		
Collector:	Client		

Parameter	Qualifier	Result	DL	RL	Units	PF	DF	Analyst	Date	Time	Batch	Method
Carbon Analysis												
SM 5310 B Total Organic Carbon "As Received"												
Total Organic Carbon Average		1.81	0.330	1.00	mg/L		1	TSM	03/11/23	0543	2394332	1
Spectrometric Analysis												
SM 4500-S(2-) D Sulfide "As Received"												
Total Sulfide	U	ND	0.0330	0.100	mg/L		1	HH2	03/06/23	1808	2394245	2
Titration and Ion Analysis												
SM 2320B Total Alkalinity "As Received"												
Alkalinity, Total as CaCO3		227	1.45	4.00	mg/L			MS3	03/09/23	1407	2393625	3
Bicarbonate alkalinity (CaCO3)		227	1.45	4.00	mg/L							
Carbonate alkalinity (CaCO3)	U	ND	1.45	4.00	mg/L							

The following Analytical Methods were performed:

Method	Description	Analyst Comments
1	SM 5310 B	
2	SM 4500-S (2-) D	
3	SM 2320B	

Notes:

Column headers are defined as follows:

DF: Dilution Factor	Lc/LC: Critical Level
DL: Detection Limit	PF: Prep Factor
MDA: Minimum Detectable Activity	RL: Reporting Limit
MDC: Minimum Detectable Concentration	SQL: Sample Quantitation Limit

GEL LABORATORIES LLC
2040 Savage Road Charleston SC 29407 - (843) 556-8171 - www.gel.com

Certificate of Analysis

Report Date: March 14, 2023

Company :	Santee Cooper
Address :	P.O. Box 2946101 OCO3 Moncks Corner, South Carolina 29461
Contact:	Ms. Jeanette Gilmetti
Project:	ABS Lab Analytical

Client Sample ID:	AF56403	Project:	SOOP00119
Sample ID:	612999014	Client ID:	SOOP001
Matrix:	GW		
Collect Date:	27-FEB-23 09:57		
Receive Date:	03-MAR-23		
Collector:	Client		

Parameter	Qualifier	Result	DL	RL	Units	PF	DF	Analyst	Date	Time	Batch	Method
Carbon Analysis												
SM 5310 B Dissolved Organic Carbon "As Received"												
Dissolved Organic Carbon Average		2.08	0.330	1.00	mg/L		1	TSM	03/10/23	1942	2394833	1

The following Prep Methods were performed:

Method	Description	Analyst	Date	Time	Prep Batch
EPA 160	Laboratory Filtration - DOC	TSM	03/07/23	1150	2394325

The following Analytical Methods were performed:

Method	Description	Analyst Comments
1	SM 5310 B	

Notes:

Column headers are defined as follows:

DF: Dilution Factor	Lc/LC: Critical Level
DL: Detection Limit	PF: Prep Factor
MDA: Minimum Detectable Activity	RL: Reporting Limit
MDC: Minimum Detectable Concentration	SQL: Sample Quantitation Limit

GEL LABORATORIES LLC
2040 Savage Road Charleston SC 29407 - (843) 556-8171 - www.gel.com

Certificate of Analysis

Report Date: March 14, 2023

Company :	Santee Cooper
Address :	P.O. Box 2946101 OCO3 Moncks Corner, South Carolina 29461
Contact:	Ms. Jeanette Gilmetti
Project:	ABS Lab Analytical

Client Sample ID:	AF56404	Project:	SOOP00119
Sample ID:	612999015	Client ID:	SOOP001
Matrix:	GW		
Collect Date:	27-FEB-23 10:02		
Receive Date:	03-MAR-23		
Collector:	Client		

Parameter	Qualifier	Result	DL	RL	Units	PF	DF	Analyst	Date	Time	Batch	Method
Carbon Analysis												
SM 5310 B Total Organic Carbon "As Received"												
Total Organic Carbon Average		1.79	0.330	1.00	mg/L		1	TSM	03/11/23	0605	2394332	1
Spectrometric Analysis												
SM 4500-S(2-) D Sulfide "As Received"												
Total Sulfide	U	ND	0.0330	0.100	mg/L		1	HH2	03/06/23	1808	2394245	2
Titration and Ion Analysis												
SM 2320B Total Alkalinity "As Received"												
Alkalinity, Total as CaCO3		232	1.45	4.00	mg/L			MS3	03/09/23	1410	2393625	3
Bicarbonate alkalinity (CaCO3)		232	1.45	4.00	mg/L							
Carbonate alkalinity (CaCO3)	U	ND	1.45	4.00	mg/L							

The following Analytical Methods were performed:

Method	Description	Analyst Comments
1	SM 5310 B	
2	SM 4500-S (2-) D	
3	SM 2320B	

Notes:

Column headers are defined as follows:

DF: Dilution Factor	Lc/LC: Critical Level
DL: Detection Limit	PF: Prep Factor
MDA: Minimum Detectable Activity	RL: Reporting Limit
MDC: Minimum Detectable Concentration	SQL: Sample Quantitation Limit

GEL LABORATORIES LLC
2040 Savage Road Charleston SC 29407 - (843) 556-8171 - www.gel.com

Certificate of Analysis

Report Date: March 14, 2023

Company :	Santee Cooper
Address :	P.O. Box 2946101 OCO3 Moncks Corner, South Carolina 29461
Contact:	Ms. Jeanette Gilmetti
Project:	ABS Lab Analytical

Client Sample ID:	AF56404	Project:	SOOP00119
Sample ID:	612999016	Client ID:	SOOP001
Matrix:	GW		
Collect Date:	27-FEB-23 10:02		
Receive Date:	03-MAR-23		
Collector:	Client		

Parameter	Qualifier	Result	DL	RL	Units	PF	DF	Analyst	Date	Time	Batch	Method
Carbon Analysis												
SM 5310 B Dissolved Organic Carbon "As Received"												
Dissolved Organic Carbon Average		2.36	0.330	1.00	mg/L		1	TSM	03/10/23	2004	2394833	1

The following Prep Methods were performed:

Method	Description	Analyst	Date	Time	Prep Batch
EPA 160	Laboratory Filtration - DOC	TSM	03/07/23	1150	2394325

The following Analytical Methods were performed:

Method	Description	Analyst Comments
1	SM 5310 B	

Notes:

Column headers are defined as follows:

DF: Dilution Factor	Lc/LC: Critical Level
DL: Detection Limit	PF: Prep Factor
MDA: Minimum Detectable Activity	RL: Reporting Limit
MDC: Minimum Detectable Concentration	SQL: Sample Quantitation Limit

GEL LABORATORIES LLC
2040 Savage Road Charleston SC 29407 - (843) 556-8171 - www.gel.com

Certificate of Analysis

Report Date: March 14, 2023

Company :	Santee Cooper
Address :	P.O. Box 2946101 OCO3 Moncks Corner, South Carolina 29461
Contact:	Ms. Jeanette Gilmetti
Project:	ABS Lab Analytical

Client Sample ID:	AF56434	Project:	SOOP00119
Sample ID:	612999017	Client ID:	SOOP001
Matrix:	GW		
Collect Date:	27-FEB-23 15:44		
Receive Date:	03-MAR-23		
Collector:	Client		

Parameter	Qualifier	Result	DL	RL	Units	PF	DF	Analyst	Date	Time	Batch	Method
Carbon Analysis												
SM 5310 B Total Organic Carbon "As Received"												
Total Organic Carbon Average		1.41	0.330	1.00	mg/L		1	TSM	03/11/23	0627	2394332	1
Spectrometric Analysis												
SM 4500-S(2-) D Sulfide "As Received"												
Total Sulfide	U	ND	0.0330	0.100	mg/L		1	HH2	03/06/23	1808	2394245	2
Titration and Ion Analysis												
SM 2320B Total Alkalinity "As Received"												
Alkalinity, Total as CaCO3		8.00	1.45	4.00	mg/L			MS3	03/09/23	1416	2393625	3
Bicarbonate alkalinity (CaCO3)		8.00	1.45	4.00	mg/L							
Carbonate alkalinity (CaCO3)	U	ND	1.45	4.00	mg/L							

The following Analytical Methods were performed:

Method	Description	Analyst Comments
1	SM 5310 B	
2	SM 4500-S (2-) D	
3	SM 2320B	

Notes:

Column headers are defined as follows:

DF: Dilution Factor
DL: Detection Limit
MDA: Minimum Detectable Activity
MDC: Minimum Detectable Concentration
Lc/LC: Critical Level
PF: Prep Factor
RL: Reporting Limit
SQL: Sample Quantitation Limit

GEL LABORATORIES LLC
2040 Savage Road Charleston SC 29407 - (843) 556-8171 - www.gel.com

Certificate of Analysis

Report Date: March 14, 2023

Company :	Santee Cooper
Address :	P.O. Box 2946101 OCO3 Moncks Corner, South Carolina 29461
Contact:	Ms. Jeanette Gilmetti
Project:	ABS Lab Analytical

Client Sample ID:	AF56434	Project:	SOOP00119
Sample ID:	612999018	Client ID:	SOOP001
Matrix:	GW		
Collect Date:	27-FEB-23 15:44		
Receive Date:	03-MAR-23		
Collector:	Client		

Parameter	Qualifier	Result	DL	RL	Units	PF	DF	Analyst	Date	Time	Batch	Method
Carbon Analysis												
SM 5310 B Dissolved Organic Carbon "As Received"												
Dissolved Organic Carbon Average		2.30	0.330	1.00	mg/L		1	TSM	03/10/23	2026	2394833	1

The following Prep Methods were performed:

Method	Description	Analyst	Date	Time	Prep Batch
EPA 160	Laboratory Filtration - DOC	TSM	03/07/23	1150	2394325

The following Analytical Methods were performed:

Method	Description	Analyst Comments
1	SM 5310 B	

Notes:

Column headers are defined as follows:

DF: Dilution Factor	Lc/LC: Critical Level
DL: Detection Limit	PF: Prep Factor
MDA: Minimum Detectable Activity	RL: Reporting Limit
MDC: Minimum Detectable Concentration	SQL: Sample Quantitation Limit

GEL LABORATORIES LLC
2040 Savage Road Charleston SC 29407 - (843) 556-8171 - www.gel.com

Certificate of Analysis

Report Date: March 14, 2023

Company :	Santee Cooper
Address :	P.O. Box 2946101 OCO3 Moncks Corner, South Carolina 29461
Contact:	Ms. Jeanette Gilmetti
Project:	ABS Lab Analytical

Client Sample ID:	AF56414	Project:	SOOP00119
Sample ID:	612999019	Client ID:	SOOP001
Matrix:	GW		
Collect Date:	02-MAR-23 12:46		
Receive Date:	03-MAR-23		
Collector:	Client		

Parameter	Qualifier	Result	DL	RL	Units	PF	DF	Analyst	Date	Time	Batch	Method
Carbon Analysis												
SM 5310 B Total Organic Carbon "As Received"												
Total Organic Carbon Average		2.07	0.330	1.00	mg/L		1	TSM	03/11/23	0646	2394332	1
Spectrometric Analysis												
SM 4500-S(2-) D Sulfide "As Received"												
Total Sulfide	U	ND	0.0330	0.100	mg/L		1	HH2	03/07/23	1513	2394295	2
Titration and Ion Analysis												
SM 2320B Total Alkalinity "As Received"												
Alkalinity, Total as CaCO3		75.0	1.45	4.00	mg/L			MS3	03/09/23	1418	2393625	3
Bicarbonate alkalinity (CaCO3)		75.0	1.45	4.00	mg/L							
Carbonate alkalinity (CaCO3)	U	ND	1.45	4.00	mg/L							

The following Analytical Methods were performed:

Method	Description	Analyst Comments
1	SM 5310 B	
2	SM 4500-S (2-) D	
3	SM 2320B	

Notes:

Column headers are defined as follows:

DF: Dilution Factor	Lc/LC: Critical Level
DL: Detection Limit	PF: Prep Factor
MDA: Minimum Detectable Activity	RL: Reporting Limit
MDC: Minimum Detectable Concentration	SQL: Sample Quantitation Limit

GEL LABORATORIES LLC
2040 Savage Road Charleston SC 29407 - (843) 556-8171 - www.gel.com

Certificate of Analysis

Report Date: March 14, 2023

Company :	Santee Cooper
Address :	P.O. Box 2946101 OCO3 Moncks Corner, South Carolina 29461
Contact:	Ms. Jeanette Gilmetti
Project:	ABS Lab Analytical

Client Sample ID:	AF56414	Project:	SOOP00119
Sample ID:	612999020	Client ID:	SOOP001
Matrix:	GW		
Collect Date:	02-MAR-23 12:46		
Receive Date:	03-MAR-23		
Collector:	Client		

Parameter	Qualifier	Result	DL	RL	Units	PF	DF	Analyst	Date	Time	Batch	Method
Carbon Analysis												
SM 5310 B Dissolved Organic Carbon "As Received"												
Dissolved Organic Carbon Average		1.48	0.330	1.00	mg/L		1	RM3	03/14/23	1542	2394833	1

The following Prep Methods were performed:

Method	Description	Analyst	Date	Time	Prep Batch
EPA 160	Laboratory Filtration - DOC	TSM	03/13/23	0830	2394325
EPA 160	Laboratory Filtration - DOC	TSM	03/07/23	1150	2394325

The following Analytical Methods were performed:

Method	Description	Analyst Comments
1	SM 5310 B	

Notes:

Column headers are defined as follows:

DF: Dilution Factor	Lc/LC: Critical Level
DL: Detection Limit	PF: Prep Factor
MDA: Minimum Detectable Activity	RL: Reporting Limit
MDC: Minimum Detectable Concentration	SQL: Sample Quantitation Limit

GEL LABORATORIES LLC
2040 Savage Road Charleston SC 29407 - (843) 556-8171 - www.gel.com

Certificate of Analysis

Report Date: March 14, 2023

Company : Santee Cooper
Address : P.O. Box 2946101
OCO3
Moncks Corner, South Carolina 29461
Contact: Ms. Jeanette Gilmetti
Project: ABS Lab Analytical

Client Sample ID: AF56423
Sample ID: 612999021
Matrix: GW
Collect Date: 02-MAR-23 09:52
Receive Date: 03-MAR-23
Collector: Client

Project: SOOP00119
Client ID: SOOP001

Parameter	Qualifier	Result	DL	RL	Units	PF	DF	Analyst	Date	Time	Batch	Method
Carbon Analysis												
SM 5310 B Total Organic Carbon "As Received"												
Total Organic Carbon Average		3.29	0.330	1.00	mg/L		1	TSM	03/11/23	0814	2394332	1
Spectrometric Analysis												
SM 4500-S(2-) D Sulfide "As Received"												
Total Sulfide	U	ND	0.0330	0.100	mg/L		1	HH2	03/07/23	1513	2394295	2
Titration and Ion Analysis												
SM 2320B Total Alkalinity "As Received"												
Alkalinity, Total as CaCO3		280	2.42	6.67	mg/L			MS3	03/09/23	1424	2393625	3
Bicarbonate alkalinity (CaCO3)		280	2.42	6.67	mg/L							
Carbonate alkalinity (CaCO3)	U	ND	2.42	6.67	mg/L							

The following Analytical Methods were performed:

Method	Description	Analyst Comments
1	SM 5310 B	
2	SM 4500-S (2-) D	
3	SM 2320B	

Notes:

Column headers are defined as follows:

DF: Dilution Factor
DL: Detection Limit
MDA: Minimum Detectable Activity
MDC: Minimum Detectable Concentration
Lc/LC: Critical Level
PF: Prep Factor
RL: Reporting Limit
SQL: Sample Quantitation Limit

GEL LABORATORIES LLC
2040 Savage Road Charleston SC 29407 - (843) 556-8171 - www.gel.com

Certificate of Analysis

Report Date: March 14, 2023

Company :	Santee Cooper
Address :	P.O. Box 2946101 OCO3 Moncks Corner, South Carolina 29461
Contact:	Ms. Jeanette Gilmetti
Project:	ABS Lab Analytical

Client Sample ID:	AF56423	Project:	SOOP00119
Sample ID:	612999022	Client ID:	SOOP001
Matrix:	GW		
Collect Date:	02-MAR-23 09:52		
Receive Date:	03-MAR-23		
Collector:	Client		

Parameter	Qualifier	Result	DL	RL	Units	PF	DF	Analyst	Date	Time	Batch	Method
Carbon Analysis												
SM 5310 B Dissolved Organic Carbon "As Received"												
Dissolved Organic Carbon Average		3.83	0.330	1.00	mg/L		1	TSM	03/10/23	2153	2394833	1

The following Prep Methods were performed:

Method	Description	Analyst	Date	Time	Prep Batch
EPA 160	Laboratory Filtration - DOC	TSM	03/07/23	1150	2394325

The following Analytical Methods were performed:

Method	Description	Analyst Comments
1	SM 5310 B	

Notes:

Column headers are defined as follows:

DF: Dilution Factor	Lc/LC: Critical Level
DL: Detection Limit	PF: Prep Factor
MDA: Minimum Detectable Activity	RL: Reporting Limit
MDC: Minimum Detectable Concentration	SQL: Sample Quantitation Limit

GEL LABORATORIES LLC
2040 Savage Road Charleston SC 29407 - (843) 556-8171 - www.gel.com

Certificate of Analysis

Report Date: March 14, 2023

Company :	Santee Cooper
Address :	P.O. Box 2946101 OCO3 Moncks Corner, South Carolina 29461
Contact:	Ms. Jeanette Gilmetti
Project:	ABS Lab Analytical

Client Sample ID:	AF56428	Project:	SOOP00119
Sample ID:	612999023	Client ID:	SOOP001
Matrix:	GW		
Collect Date:	02-MAR-23 10:56		
Receive Date:	03-MAR-23		
Collector:	Client		

Parameter	Qualifier	Result	DL	RL	Units	PF	DF	Analyst	Date	Time	Batch	Method
Carbon Analysis												
SM 5310 B Total Organic Carbon "As Received"												
Total Organic Carbon Average		11.1	0.330	1.00	mg/L		1	TSM	03/11/23	0835	2394332	1
Spectrometric Analysis												
SM 4500-S(2-) D Sulfide "As Received"												
Total Sulfide	U	ND	0.0330	0.100	mg/L		1	HH2	03/07/23	1514	2394295	2
Titration and Ion Analysis												
SM 2320B Total Alkalinity "As Received"												
Alkalinity, Total as CaCO3		190	1.45	4.00	mg/L			MS3	03/09/23	1428	2393625	3
Bicarbonate alkalinity (CaCO3)		190	1.45	4.00	mg/L							
Carbonate alkalinity (CaCO3)	U	ND	1.45	4.00	mg/L							

The following Analytical Methods were performed:

Method	Description	Analyst Comments
1	SM 5310 B	
2	SM 4500-S (2-) D	
3	SM 2320B	

Notes:

Column headers are defined as follows:

DF: Dilution Factor	Lc/LC: Critical Level
DL: Detection Limit	PF: Prep Factor
MDA: Minimum Detectable Activity	RL: Reporting Limit
MDC: Minimum Detectable Concentration	SQL: Sample Quantitation Limit

GEL LABORATORIES LLC
2040 Savage Road Charleston SC 29407 - (843) 556-8171 - www.gel.com

Certificate of Analysis

Report Date: March 14, 2023

Company :	Santee Cooper
Address :	P.O. Box 2946101 OCO3 Moncks Corner, South Carolina 29461
Contact:	Ms. Jeanette Gilmetti
Project:	ABS Lab Analytical

Client Sample ID:	AF56428	Project:	SOOP00119
Sample ID:	612999024	Client ID:	SOOP001
Matrix:	GW		
Collect Date:	02-MAR-23 10:56		
Receive Date:	03-MAR-23		
Collector:	Client		

Parameter	Qualifier	Result	DL	RL	Units	PF	DF	Analyst	Date	Time	Batch	Method
Carbon Analysis												
SM 5310 B Dissolved Organic Carbon "As Received"												
Dissolved Organic Carbon Average		11.4	0.330	1.00	mg/L		1	TSM	03/10/23	2214	2394833	1

The following Prep Methods were performed:

Method	Description	Analyst	Date	Time	Prep Batch
EPA 160	Laboratory Filtration - DOC	TSM	03/07/23	1150	2394325

The following Analytical Methods were performed:

Method	Description	Analyst Comments
1	SM 5310 B	

Notes:

Column headers are defined as follows:

DF: Dilution Factor	Lc/LC: Critical Level
DL: Detection Limit	PF: Prep Factor
MDA: Minimum Detectable Activity	RL: Reporting Limit
MDC: Minimum Detectable Concentration	SQL: Sample Quantitation Limit

GEL LABORATORIES LLC
2040 Savage Road Charleston SC 29407 - (843) 556-8171 - www.gel.com

Certificate of Analysis

Report Date: March 14, 2023

Company : Santee Cooper
Address : P.O. Box 2946101
OCO3
Moncks Corner, South Carolina 29461
Contact: Ms. Jeanette Gilmetti
Project: ABS Lab Analytical

Client Sample ID: AF56421
Sample ID: 612999025
Matrix: GW
Collect Date: 01-MAR-23 14:41
Receive Date: 03-MAR-23
Collector: Client

Project: SOOP00119
Client ID: SOOP001

Parameter	Qualifier	Result	DL	RL	Units	PF	DF	Analyst	Date	Time	Batch	Method
Carbon Analysis												
SM 5310 B Total Organic Carbon "As Received"												
Total Organic Carbon Average		10.8	0.330	1.00	mg/L		1	TSM	03/11/23	0855	2394332	1
Spectrometric Analysis												
SM 4500-S(2-) D Sulfide "As Received"												
Total Sulfide	U	ND	0.0330	0.100	mg/L		1	HH2	03/07/23	1514	2394295	2
Titration and Ion Analysis												
SM 2320B Total Alkalinity "As Received"												
Alkalinity, Total as CaCO3		251	1.45	4.00	mg/L			MS3	03/09/23	1430	2393625	3
Bicarbonate alkalinity (CaCO3)		251	1.45	4.00	mg/L							
Carbonate alkalinity (CaCO3)	U	ND	1.45	4.00	mg/L							

The following Analytical Methods were performed:

Method	Description	Analyst Comments
1	SM 5310 B	
2	SM 4500-S (2-) D	
3	SM 2320B	

Notes:

Column headers are defined as follows:

DF: Dilution Factor
DL: Detection Limit
MDA: Minimum Detectable Activity
MDC: Minimum Detectable Concentration
Lc/LC: Critical Level
PF: Prep Factor
RL: Reporting Limit
SQL: Sample Quantitation Limit

GEL LABORATORIES LLC
2040 Savage Road Charleston SC 29407 - (843) 556-8171 - www.gel.com

Certificate of Analysis

Report Date: March 14, 2023

Company :	Santee Cooper
Address :	P.O. Box 2946101 OCO3 Moncks Corner, South Carolina 29461
Contact:	Ms. Jeanette Gilmetti
Project:	ABS Lab Analytical

Client Sample ID:	AF56421	Project:	SOOP00119
Sample ID:	612999026	Client ID:	SOOP001
Matrix:	GW		
Collect Date:	02-MAR-23 14:41		
Receive Date:	03-MAR-23		
Collector:	Client		

Parameter	Qualifier	Result	DL	RL	Units	PF	DF	Analyst	Date	Time	Batch	Method
Carbon Analysis												
SM 5310 B Dissolved Organic Carbon "As Received"												
Dissolved Organic Carbon Average		11.7	0.330	1.00	mg/L		1	TSM	03/10/23	2235	2394833	1

The following Prep Methods were performed:

Method	Description	Analyst	Date	Time	Prep Batch
EPA 160	Laboratory Filtration - DOC	TSM	03/07/23	1150	2394325

The following Analytical Methods were performed:

Method	Description	Analyst Comments
1	SM 5310 B	

Notes:

Column headers are defined as follows:

DF: Dilution Factor	Lc/LC: Critical Level
DL: Detection Limit	PF: Prep Factor
MDA: Minimum Detectable Activity	RL: Reporting Limit
MDC: Minimum Detectable Concentration	SQL: Sample Quantitation Limit

GEL LABORATORIES LLC
2040 Savage Road Charleston SC 29407 - (843) 556-8171 - www.gel.com

Certificate of Analysis

Report Date: March 14, 2023

Company :	Santee Cooper
Address :	P.O. Box 2946101 OCO3 Moncks Corner, South Carolina 29461
Contact:	Ms. Jeanette Gilmetti
Project:	ABS Lab Analytical

Client Sample ID:	AF56424	Project:	SOOP00119
Sample ID:	612999027	Client ID:	SOOP001
Matrix:	GW		
Collect Date:	02-MAR-23 13:37		
Receive Date:	03-MAR-23		
Collector:	Client		

Parameter	Qualifier	Result	DL	RL	Units	PF	DF	Analyst	Date	Time	Batch	Method
Carbon Analysis												
SM 5310 B Total Organic Carbon "As Received"												
Total Organic Carbon Average		2.24	0.330	1.00	mg/L		1	TSM	03/11/23	0914	2394332	1
Spectrometric Analysis												
SM 4500-S(2-) D Sulfide "As Received"												
Total Sulfide	U	ND	0.0330	0.100	mg/L		1	HH2	03/07/23	1514	2394295	2
Titration and Ion Analysis												
SM 2320B Total Alkalinity "As Received"												
Alkalinity, Total as CaCO3		277	1.45	4.00	mg/L			MS3	03/09/23	1432	2393625	3
Bicarbonate alkalinity (CaCO3)		277	1.45	4.00	mg/L							
Carbonate alkalinity (CaCO3)	U	ND	1.45	4.00	mg/L							

The following Analytical Methods were performed:

Method	Description	Analyst Comments
1	SM 5310 B	
2	SM 4500-S (2-) D	
3	SM 2320B	

Notes:

Column headers are defined as follows:

DF: Dilution Factor
DL: Detection Limit
MDA: Minimum Detectable Activity
MDC: Minimum Detectable Concentration
Lc/LC: Critical Level
PF: Prep Factor
RL: Reporting Limit
SQL: Sample Quantitation Limit

GEL LABORATORIES LLC
2040 Savage Road Charleston SC 29407 - (843) 556-8171 - www.gel.com

Certificate of Analysis

Report Date: March 14, 2023

Company :	Santee Cooper
Address :	P.O. Box 2946101 OCO3 Moncks Corner, South Carolina 29461
Contact:	Ms. Jeanette Gilmetti
Project:	ABS Lab Analytical

Client Sample ID:	AF56424	Project:	SOOP00119
Sample ID:	612999028	Client ID:	SOOP001
Matrix:	GW		
Collect Date:	02-MAR-23 13:37		
Receive Date:	03-MAR-23		
Collector:	Client		

Parameter	Qualifier	Result	DL	RL	Units	PF	DF	Analyst	Date	Time	Batch	Method
Carbon Analysis												
SM 5310 B Dissolved Organic Carbon "As Received"												
Dissolved Organic Carbon Average		2.90	0.330	1.00	mg/L		1	TSM	03/10/23	2317	2394833	1

The following Prep Methods were performed:

Method	Description	Analyst	Date	Time	Prep Batch
EPA 160	Laboratory Filtration - DOC	TSM	03/07/23	1150	2394325

The following Analytical Methods were performed:

Method	Description	Analyst Comments
1	SM 5310 B	

Notes:

Column headers are defined as follows:

DF: Dilution Factor	Lc/LC: Critical Level
DL: Detection Limit	PF: Prep Factor
MDA: Minimum Detectable Activity	RL: Reporting Limit
MDC: Minimum Detectable Concentration	SQL: Sample Quantitation Limit

GEL LABORATORIES LLC
2040 Savage Road Charleston SC 29407 - (843) 556-8171 - www.gel.com

Certificate of Analysis

Report Date: March 14, 2023

Company :	Santee Cooper
Address :	P.O. Box 2946101 OCO3 Moncks Corner, South Carolina 29461
Contact:	Ms. Jeanette Gilmetti
Project:	ABS Lab Analytical

Client Sample ID:	AF56439	Project:	SOOP00119
Sample ID:	612999029	Client ID:	SOOP001
Matrix:	GW		
Collect Date:	02-MAR-23 10:22		
Receive Date:	03-MAR-23		
Collector:	Client		

Parameter	Qualifier	Result	DL	RL	Units	PF	DF	Analyst	Date	Time	Batch	Method
Carbon Analysis												
SM 5310 B Total Organic Carbon "As Received"												
Total Organic Carbon Average		5.31	0.330	1.00	mg/L		1	TSM	03/11/23	0934	2394332	1
Spectrometric Analysis												
SM 4500-S(2-) D Sulfide "As Received"												
Total Sulfide	U	ND	0.0330	0.100	mg/L		1	HH2	03/07/23	1516	2394295	2
Titration and Ion Analysis												
SM 2320B Total Alkalinity "As Received"												
Alkalinity, Total as CaCO3		12.2	1.45	4.00	mg/L			MS3	03/09/23	1434	2393625	3
Bicarbonate alkalinity (CaCO3)		12.2	1.45	4.00	mg/L							
Carbonate alkalinity (CaCO3)	U	ND	1.45	4.00	mg/L							

The following Analytical Methods were performed:

Method	Description	Analyst Comments
1	SM 5310 B	
2	SM 4500-S (2-) D	
3	SM 2320B	

Notes:

Column headers are defined as follows:

DF: Dilution Factor	Lc/LC: Critical Level
DL: Detection Limit	PF: Prep Factor
MDA: Minimum Detectable Activity	RL: Reporting Limit
MDC: Minimum Detectable Concentration	SQL: Sample Quantitation Limit

GEL LABORATORIES LLC
2040 Savage Road Charleston SC 29407 - (843) 556-8171 - www.gel.com

Certificate of Analysis

Report Date: March 14, 2023

Company :	Santee Cooper
Address :	P.O. Box 2946101 OCO3 Moncks Corner, South Carolina 29461
Contact:	Ms. Jeanette Gilmetti
Project:	ABS Lab Analytical

Client Sample ID:	AF56439	Project:	SOOP00119
Sample ID:	612999030	Client ID:	SOOP001
Matrix:	GW		
Collect Date:	02-MAR-23 10:22		
Receive Date:	03-MAR-23		
Collector:	Client		

Parameter	Qualifier	Result	DL	RL	Units	PF	DF	Analyst	Date	Time	Batch	Method
Carbon Analysis												
SM 5310 B Dissolved Organic Carbon "As Received"												
Dissolved Organic Carbon Average		5.75	0.330	1.00	mg/L		1	TSM	03/10/23	2338	2394833	1

The following Prep Methods were performed:

Method	Description	Analyst	Date	Time	Prep Batch
EPA 160	Laboratory Filtration - DOC	TSM	03/07/23	1150	2394325

The following Analytical Methods were performed:

Method	Description	Analyst Comments
1	SM 5310 B	

Notes:

Column headers are defined as follows:

DF: Dilution Factor	Lc/LC: Critical Level
DL: Detection Limit	PF: Prep Factor
MDA: Minimum Detectable Activity	RL: Reporting Limit
MDC: Minimum Detectable Concentration	SQL: Sample Quantitation Limit

GEL LABORATORIES LLC
2040 Savage Road Charleston SC 29407 - (843) 556-8171 - www.gel.com

Certificate of Analysis

Report Date: March 14, 2023

Company :	Santee Cooper
Address :	P.O. Box 2946101 OCO3 Moncks Corner, South Carolina 29461
Contact:	Ms. Jeanette Gilmetti
Project:	ABS Lab Analytical

Client Sample ID:	AF56441	Project:	SOOP00119
Sample ID:	612999031	Client ID:	SOOP001
Matrix:	GW		
Collect Date:	02-MAR-23 11:45		
Receive Date:	03-MAR-23		
Collector:	Client		

Parameter	Qualifier	Result	DL	RL	Units	PF	DF	Analyst	Date	Time	Batch	Method
Carbon Analysis												
SM 5310 B Total Organic Carbon "As Received"												
Total Organic Carbon Average		9.35	0.330	1.00	mg/L		1	TSM	03/11/23	0954	2394332	1
Spectrometric Analysis												
SM 4500-S(2-) D Sulfide "As Received"												
Total Sulfide	U	ND	0.0330	0.100	mg/L		1	HH2	03/07/23	1516	2394295	2
Titration and Ion Analysis												
SM 2320B Total Alkalinity "As Received"												
Alkalinity, Total as CaCO3		62.8	1.45	4.00	mg/L			MS3	03/09/23	1438	2393625	3
Bicarbonate alkalinity (CaCO3)		62.8	1.45	4.00	mg/L							
Carbonate alkalinity (CaCO3)	U	ND	1.45	4.00	mg/L							

The following Analytical Methods were performed:

Method	Description	Analyst Comments
1	SM 5310 B	
2	SM 4500-S (2-) D	
3	SM 2320B	

Notes:

Column headers are defined as follows:

DF: Dilution Factor	Lc/LC: Critical Level
DL: Detection Limit	PF: Prep Factor
MDA: Minimum Detectable Activity	RL: Reporting Limit
MDC: Minimum Detectable Concentration	SQL: Sample Quantitation Limit

GEL LABORATORIES LLC
2040 Savage Road Charleston SC 29407 - (843) 556-8171 - www.gel.com

Certificate of Analysis

Report Date: March 14, 2023

Company :	Santee Cooper
Address :	P.O. Box 2946101 OCO3 Moncks Corner, South Carolina 29461
Contact:	Ms. Jeanette Gilmetti
Project:	ABS Lab Analytical

Client Sample ID:	AF56441	Project:	SOOP00119
Sample ID:	612999032	Client ID:	SOOP001
Matrix:	GW		
Collect Date:	02-MAR-23 11:45		
Receive Date:	03-MAR-23		
Collector:	Client		

Parameter	Qualifier	Result	DL	RL	Units	PF	DF	Analyst	Date	Time	Batch	Method
Carbon Analysis												
SM 5310 B Dissolved Organic Carbon "As Received"												
Dissolved Organic Carbon Average		10.2	0.330	1.00	mg/L		1	TSM	03/10/23	2358	2394833	1

The following Prep Methods were performed:

Method	Description	Analyst	Date	Time	Prep Batch
EPA 160	Laboratory Filtration - DOC	TSM	03/07/23	1150	2394325

The following Analytical Methods were performed:

Method	Description	Analyst Comments
1	SM 5310 B	

Notes:

Column headers are defined as follows:

DF: Dilution Factor	Lc/LC: Critical Level
DL: Detection Limit	PF: Prep Factor
MDA: Minimum Detectable Activity	RL: Reporting Limit
MDC: Minimum Detectable Concentration	SQL: Sample Quantitation Limit

QC Summary

Report Date: March 14, 2023

Santee Cooper
P.O. Box 2946101
OCO3
Moncks Corner, South Carolina

Contact: **Ms. Jeanette Gilmetti**

Workorder: **612999**

Parmname	NOM	Sample	Qual	QC	Units	RPD%	REC%	Range	Anlst	Date Time
Carbon Analysis										
Batch 2394332										
QC1205338198 612999019 DUP										
Total Organic Carbon Average		2.07		2.05	mg/L	0.924 ^		(+/-1.00)	TSM	03/11/23 07:08
QC1205338197 LCS										
Total Organic Carbon Average	10.0			9.71	mg/L		97.1	(80%-120%)		03/11/23 00:50
QC1205338196 MB										
Total Organic Carbon Average			U	ND	mg/L					03/11/23 00:40
QC1205338200 612999019 PS										
Total Organic Carbon Average	10.0	2.07		11.1	mg/L		90.1	(65%-120%)		03/11/23 07:30
Batch 2394833										
QC1205338176 612999002 DUP										
Dissolved Organic Carbon Average		12.4		12.0	mg/L	2.86		(0%-20%)	TSM	03/10/23 17:01
QC1205338177 612999020 DUP										
Dissolved Organic Carbon Average		1.48		1.43	mg/L	3.37 ^		(+/-1.00)	RM3	03/14/23 16:04
QC1205338175 FLTB										
Dissolved Organic Carbon Average			U	ND	mg/L					03/14/23 15:21
QC1205339108 LCS										
Dissolved Organic Carbon Average	10.0			10.1	mg/L		101	(80%-120%)	TSM	03/10/23 16:28
QC1205339107 MB										
Dissolved Organic Carbon Average			U	ND	mg/L					03/10/23 16:09
QC1205338178 612999002 PS										
Dissolved Organic Carbon Average	10.0	12.4		21.2	mg/L		88.2	(65%-120%)		03/10/23 17:20

QC Summary

Workorder: **612999**

Parmname	NOM	Sample	Qual	QC	Units	RPD%	REC%	Range	Anlst	Date Time
Carbon Analysis										
Batch 2394833										
QC1205338179 612999020 PS										
Dissolved Organic Carbon Average	10.0	1.48		11.1	mg/L		95.9	(65%-120%)	RM3	03/14/23 16:26
Spectrometric Analysis										
Batch 2394245										
QC1205338011 LCS										
Total Sulfide	0.400			0.404	mg/L		101	(85%-115%)	HH2	03/06/23 18:08
QC1205338010 MB										
Total Sulfide			U	ND	mg/L					03/06/23 18:07
QC1205338012 612999011 PS										
Total Sulfide	0.400 U	ND		0.241	mg/L		59.3*	(75%-125%)		03/06/23 18:08
QC1205338013 612999011 PSD										
Total Sulfide	0.400 U	ND		0.246	mg/L	1.8	60.4*	(0%-15%)		03/06/23 18:08
Batch 2394295										
QC1205338101 LCS										
Total Sulfide	0.400			0.403	mg/L		101	(85%-115%)	HH2	03/07/23 15:09
QC1205338100 MB										
Total Sulfide			U	ND	mg/L					03/07/23 15:09
QC1205338104 612999027 PS										
Total Sulfide	0.400 U	ND		0.102	mg/L		25.2*	(75%-125%)		03/07/23 15:15
QC1205338105 612999027 PSD										
Total Sulfide	0.400 U	ND		0.104	mg/L	2.38	25.8*	(0%-15%)		03/07/23 15:15
Titration and Ion Analysis										
Batch 2393625										
QC1205336863 612999001 DUP										
Alkalinity, Total as CaCO3		322		327	mg/L	1.44		(0%-20%)	MS3	03/09/23 13:46

QC Summary

Workorder: 612999

Parmname	NOM	Sample	Qual	QC	Units	RPD%	REC%	Range	Anlst	Date Time
Titration and Ion Analysis										
Batch 2393625										
Bicarbonate alkalinity (CaCO3)		322		327	mg/L	1.44		(0%-20%)	MS3	03/09/23 13:46
Carbonate alkalinity (CaCO3)	U	ND	U	ND	mg/L	N/A				
QC1205336865 612999021 DUP										
Alkalinity, Total as CaCO3		280		279	mg/L	0.357		(0%-20%)		03/09/23 14:25
Bicarbonate alkalinity (CaCO3)		280		279	mg/L	0.357		(0%-20%)		
Carbonate alkalinity (CaCO3)	U	ND	U	ND	mg/L	N/A				
QC1205336862 LCS										
Alkalinity, Total as CaCO3	100			105	mg/L		105	(90%-110%)		03/09/23 13:35
QC1205336864 612999001 MS										
Alkalinity, Total as CaCO3	167	322		495	mg/L		104	(80%-120%)		03/09/23 13:48
QC1205336866 612999021 MS										
Alkalinity, Total as CaCO3	167	280		451	mg/L		103	(80%-120%)		03/09/23 14:26

Notes:

The Qualifiers in this report are defined as follows:

- U Analyte was analyzed for, but not detected above the MDL, MDA, MDC or LOD.
- J Value is estimated
- X Consult Case Narrative, Data Summary package, or Project Manager concerning this qualifier
- H Analytical holding time was exceeded
- < Result is less than value reported
- > Result is greater than value reported
- h Preparation or preservation holding time was exceeded
- R Sample results are rejected
- Z Paint Filter Test--Particulates passed through the filter, however no free liquids were observed.
- d 5-day BOD--The 2:1 depletion requirement was not met for this sample
- ^ RPD of sample and duplicate evaluated using +/-RL. Concentrations are <5X the RL. Qualifier Not Applicable for Radiochemistry.

QC Summary

Workorder: **612999**

Parmname	NOM	Sample	Qual	QC	Units	RPD%	REC%	Range	Anlst	Date	Time

N/A RPD or %Recovery limits do not apply.

ND Analyte concentration is not detected above the detection limit

NJ Consult Case Narrative, Data Summary package, or Project Manager concerning this qualifier

E General Chemistry--Concentration of the target analyte exceeds the instrument calibration range

Q One or more quality control criteria have not been met. Refer to the applicable narrative or DER.

N1 See case narrative

R Per section 9.3.4.1 of Method 1664 Revision B, due to matrix spike recovery issues, this result may not be reported or used for regulatory compliance purposes.

B The target analyte was detected in the associated blank.

e 5-day BOD--Test replicates show more than 30% difference between high and low values. The data is qualified per the method and can be used for reporting purposes

J See case narrative for an explanation

N/A indicates that spike recovery limits do not apply when sample concentration exceeds spike conc. by a factor of 4 or more or %RPD not applicable.
^ The Relative Percent Difference (RPD) obtained from the sample duplicate (DUP) is evaluated against the acceptance criteria when the sample is greater than five times (5X) the contract required detection limit (RL). In cases where either the sample or duplicate value is less than 5X the RL, a control limit of +/- the RL is used to evaluate the DUP result.
* Indicates that a Quality Control parameter was not within specifications.
For PS, PSD, and SDILT results, the values listed are the measured amounts, not final concentrations.

Where the analytical method has been performed under NELAP certification, the analysis has met all of the requirements of the NELAC standard unless qualified on the QC Summary.

General Chemistry
Technical Case Narrative
Santee Cooper
SDG #: 612999

Product: **Carbon, Total Organic**
Analytical Method: SM 5310 B
Analytical Procedure: GL-GC-E-093 REV# 21
Analytical Batch: 2394332

The following samples were analyzed using the above methods and analytical procedure(s).

GEL Sample ID#	Client Sample Identification
612999001	AF56433
612999003	AF56435
612999005	AF56436
612999007	AF56437
612999009	AF56438
612999011	AF56402
612999013	AF56403
612999015	AF56404
612999017	AF56434
612999019	AF56414
612999021	AF56423
612999023	AF56428
612999025	AF56421
612999027	AF56424
612999029	AF56439
612999031	AF56441
1205338196	Method Blank (MB)
1205338197	Laboratory Control Sample (LCS)
1205338198	612999019(AF56414) Sample Duplicate (DUP)
1205338200	612999019(AF56414) Post Spike (PS)

The samples in this SDG were analyzed on an "as received" basis.

Data Summary:

There are no exceptions, anomalies or deviations from the specified methods. All sample data provided in this report met the acceptance criteria specified in the analytical methods and procedures for initial calibration, continuing calibration, instrument controls and process controls where applicable.

Product: **Carbon, Dissolved Organic**
Analytical Method: SM 5310 B
Analytical Procedure: GL-GC-E-093 REV# 21
Analytical Batch: 2394833

Filtration Method: EPA 160
Filtration Procedure: GL-LB-E-034 REV# 4
Filtration Batch: 2394325

The following samples were analyzed using the above methods and analytical procedure(s).

GEL Sample ID#	Client Sample Identification
612999002	AF56433
612999004	AF56435
612999006	AF56436
612999008	AF56437
612999010	AF56438
612999012	AF56402
612999014	AF56403
612999016	AF56404
612999018	AF56434
612999020	AF56414
612999022	AF56423
612999024	AF56428
612999026	AF56421
612999028	AF56424
612999030	AF56439
612999032	AF56441
1205338175	Filtration Blank (FLTB)
1205338176	612999002(AF56433) Sample Duplicate (DUP)
1205338177	612999020(AF56414) Sample Duplicate (DUP)
1205338178	612999002(AF56433) Post Spike (PS)
1205338179	612999020(AF56414) Post Spike (PS)
1205339107	Method Blank (MB)
1205339108	Laboratory Control Sample (LCS)

The samples in this SDG were analyzed on an "as received" basis.

Data Summary:

All sample data provided in this report met the acceptance criteria specified in the analytical methods and procedures for initial calibration, continuing calibration, instrument controls and process controls where applicable, with the following exceptions.

Technical Information

Sample Re-analysis
Samples 1205338177 (AF56414DUP), 1205338179 (AF56414PS) and 612999020 (AF56414) were reanalyzed due to PS failure. The reanalysis data was reported. Sample was re-analyzed to verify the result. The reanalysis data with passing instrument QC was reported. 1205338175 (FLTB).

Product: **Sulfide, Total**
Analytical Method: SM 4500-S (2-) D
Analytical Procedure: GL-GC-E-052 REV# 12
Analytical Batch: 2394245

The following samples were analyzed using the above methods and analytical procedure(s).

GEL Sample ID#	Client Sample Identification
612999011	AF56402
612999013	AF56403
612999015	AF56404
612999017	AF56434
1205338010	Method Blank (MB)

1205338011	Laboratory Control Sample (LCS)
1205338012	612999011(AF56402) Post Spike (PS)
1205338013	612999011(AF56402) Post Spike Duplicate (PSD)

The samples in this SDG were analyzed on an "as received" basis.

Data Summary:

All sample data provided in this report met the acceptance criteria specified in the analytical methods and procedures for initial calibration, continuing calibration, instrument controls and process controls where applicable, with the following exceptions.

Quality Control (QC) Information

Matrix Spike (MS)/Post Spike (PS) Recovery Statement
The percent recoveries (%R) obtained from the spike analyses are evaluated when the sample concentration is less than four times (4X) the spike concentration added. The matrix spike recovered outside of the established acceptance limits due to matrix interference and/or non-homogeneity.

Analyte	Sample	Value
Total Sulfide	1205338012 (AF56402PS)	59.3* (75%-125%)
	1205338013 (AF56402PSD)	60.4* (75%-125%)

Product: **Sulfide, Total**
Analytical Method: SM 4500-S (2-) D
Analytical Procedure: GL-GC-E-052 REV# 12
Analytical Batch: 2394295

The following samples were analyzed using the above methods and analytical procedure(s).

GEL Sample ID#	Client Sample Identification
612999001	AF56433
612999003	AF56435
612999005	AF56436
612999007	AF56437
612999009	AF56438
612999019	AF56414
612999021	AF56423
612999023	AF56428
612999025	AF56421
612999027	AF56424
612999029	AF56439
612999031	AF56441
1205338100	Method Blank (MB)
1205338101	Laboratory Control Sample (LCS)
1205338104	612999027(AF56424) Post Spike (PS)
1205338105	612999027(AF56424) Post Spike Duplicate (PSD)

The samples in this SDG were analyzed on an "as received" basis.

Data Summary:

All sample data provided in this report met the acceptance criteria specified in the analytical methods and procedures for initial calibration, continuing calibration, instrument controls and process controls where applicable, with the following exceptions.

Quality Control (QC) Information

Matrix Spike (MS)/Post Spike (PS) Recovery Statement
The percent recoveries (%R) obtained from the spike analyses are evaluated when the sample concentration is less than four times (4X) the spike concentration added. The matrix spike recovered outside of the established acceptance limits due to matrix interference and/or non-homogeneity.

Analyte	Sample	Value
Total Sulfide	1205338104 (AF56424PS)	25.2* (75%-125%)
	1205338105 (AF56424PSD)	25.8* (75%-125%)

Product: Alkalinity
Analytical Method: SM 2320B
Analytical Procedure: GL-GC-E-033 REV# 14
Analytical Batch: 2393625

The following samples were analyzed using the above methods and analytical procedure(s).

GEL Sample ID#	Client Sample Identification
612999001	AF56433
612999003	AF56435
612999005	AF56436
612999007	AF56437
612999009	AF56438
612999011	AF56402
612999013	AF56403
612999015	AF56404
612999017	AF56434
612999019	AF56414
612999021	AF56423
612999023	AF56428
612999025	AF56421
612999027	AF56424
612999029	AF56439
612999031	AF56441
1205336862	Laboratory Control Sample (LCS)
1205336863	612999001(AF56433) Sample Duplicate (DUP)
1205336864	612999001(AF56433) Matrix Spike (MS)
1205336865	612999021(AF56423) Sample Duplicate (DUP)
1205336866	612999021(AF56423) Matrix Spike (MS)

The samples in this SDG were analyzed on an "as received" basis.

Data Summary:

There are no exceptions, anomalies or deviations from the specified methods. All sample data provided in this report met the acceptance criteria specified in the analytical methods and procedures for initial calibration, continuing calibration, instrument controls and process controls where applicable.

Certification Statement

Where the analytical method has been performed under NELAP certification, the analysis has met all of the requirements of the NELAC standard unless otherwise noted in the analytical case narrative.

4-7-23 RAD

612999 / 613005

Contract Lab Info: GEL Contract Lab Due Date (Lab Only): 3 / 13 / 23 Send report to lcwillia@santeecooper.com & sjbrown@santeecooper.com

Chain of Custody

santee cooper
Santee Cooper
One Riverwood Drive
Moncks Corner, SC 29461
Phone: (843)761-8000 Ext. 5148
Fax: (843)761-4175

Customer Email/Report Recipient: LCWILLIA @santeecooper.com

Date Results Needed by: ___/___/___

Project/Task/Unit #: 125915 / JM02.09.G01.1 / 36500

Rerun request for any flagged QC Yes (No)

Analysis Group

Labworks ID # (Internal use only)	Sample Location/ Description	Collection Date	Collection Time	Sample Collector	Total # of containers	Bottle type: (Glass-G/Plastic-P)	Grab (G) or Composite (C)	Matrix(see below)	Preservative (see below)	Comments • Method # • Reporting limit • Misc. sample info • Any other notes	ALKALINITY	SULFIDE	TOC/DOC	RAD 226/228 (TOTAL RAD CALC.)
AF56433	WLF-A1-1	2/23/23	1258	ZDM ML	6	P/G	G	GW	*	* SULFIDE HAS SHORT HOLD	1	1	2	2
35	WLF-A1-3		1144											
36	WLF-A1-4		1019							* PRESERVATIVES				
37	WLF-A1-4D		1024							TOC- H_2SO_4 SULFIDE- ZINC ACETATE, NaOH				
38	WLF-A1-5		1431							RAD - HNO_3 <4°C				
AF56402	WAP-9	2/21/23	1247	ZDM ML										
03	WAP-10		0957							ALK - TOTAL, BICARB, CARB				
04	WAP-10D		1002											
434	WLF-A1-2		1544							DOC - NOT FIELD FILTERED				

Relinquished by:	Employee#	Date	Time	Received by:	Employee #	Date	Time
BJMoun	35594	3/3/23	0940		GEL	3/3/23	0940
Relinquished by:	Employee#	Date	Time	Received by:	Employee #	Date	Time
	GEL	3/3/23	1450			030323	1550
Relinquished by:	Employee#	Date	Time	Received by:	Employee #	Date	Time

Sample Receiving (Internal Use Only)
TEMP (°C):_____ **Initial:**_____
Correct pH: Yes No
Preservative Lot#:
Date/Time/Init for preservative:

☐ **METALS (all)**

☐ Ag	☐ Cu	☐ Sb
☐ Al	☐ Fe	☐ Se
☐ As	☐ K	☐ Sn
☐ B	☐ Li	☐ Sr
☐ Ba	☐ Mg	☐ Ti
☐ Be	☐ Mn	☐ Tl
☐ Ca	☐ Mo	☐ V
☐ Cd	☐ Na	☐ Zn
☐ Co	☐ Ni	☐ Hg
☐ Cr	☐ Pb	☐ CrVI

Nutrients
☐ TOC
☐ DOC
☐ TP/TPO4
☐ NH3-N
☐ F
☐ Cl
☐ NO2
☐ Br
☐ NO3
☐ SO4

MISC.
☐ BTEX
☐ Naphthalene
☐ THM/HAA
☐ VOC
☐ Oil & Grease
☐ E. Coli
☐ Total Coliform
☐ pH
☐ Dissolved As
☐ Dissolved Fe
☐ Rad 226
☐ Rad 228
☐ PCB

Gypsum
☐ Wallboard Gypsum *(all below)*
☐ AIM
☐ TOC
☐ Total metals
☐ Soluble Metals
☐ Purity (CaSO4)
☐ % Moisture
☐ Sulfites
☐ pH
☐ Chlorides
☐ Particle Size
☐ Sulfur

Coal
☐ Ultimate
☐ % Moisture
☐ Ash
☐ Sulfur
☐ BTUs
☐ Volatile Matter
☐ CHN
Other Tests:
☐ XRF Scan
☐ HGI
☐ Fineness
☐ Particulate Matter

Flyash
☐ Ammonia
☐ LOI
☐ % Carbon
☐ Mineral Analysis
☐ Sieve
☐ % Moisture

NPDES
☐ Oil & Grease
☐ As
☐ TSS

Oil
☐ Trans. Oil Qual.
☐ %Moisture
☐ Color
☐ Acidity
☐ Dielectric Strength
☐ IFT
☐ Dissolved Gases
☐ **Used Oil**
☐ Flashpoint
☐ Metals in oil (As,Cd,Cr,Ni,Pb Hg)
☐ TX
☐ GOFER

Matrix codes: GW-groundwater, DW-drinking water, SW-surface water, WW-waste water, BW-boiler water, L-limestone, Oil-oil, S-Soil, SL-solid, C-coal, G-gypsum, FA-flyash, BA-bottom ash, M-misc (describe in comment section)
Preservative code- 1=<4°C 2=HNO_3 3=H_2SO_4 4-HCl 5=$Na_2S_2O_3$ 6-Other (Specify)

RAD 4/7/23

Contract Lab Info: GEL Contract Lab Due Date (Lab Only): 3 / 13 / 23 Send report to lcwillia@santeecooper.com & sjbrown@santeecooper.com

Chain of Custody

santee cooper
Santee Cooper
One Riverwood Drive
Moncks Corner, SC 29461
Phone: (843)761-8000 Ext. 5148
Fax: (843)761-4175

Customer Email/Report Recipient:	Date Results Needed by:	Project/Task/Unit #:	Rerun request for any flagged QC
LCWILLIA @santeecooper.com	/ /	125915 / JM02.09.G01.1 / 36500	Yes (No)

Labworks ID # (Internal use only)	Sample Location/ Description	Collection Date	Collection Time	Sample Collector	Total # of containers	Bottle type: (Glass-G/Plastic-P)	Grab (G) or Composite (C)	Matrix(see below)	Preservative (see below)	Comments • Method # • Reporting limit • Misc. sample info • Any other notes	Analysis Group: ALKALINITY	SULFIDE	TOC/DOC	RAD 226/228 TOTAL RAD CALC.
AF56414	WAP-15	3/2/23	1246	ZDM ML	6	P/G	G	GW	*	* SULFIDE HAS SHORT HOLD	1	1	2	2
23	WAP-23		0952											
28	WAP-27		1056							* PRESERVATIVES				
AF56421	WAP-21	3/1/23	1441							TOC- H_2SO_4 SULFIDE- ZINC ACETATE, NaOH				
24	24		1337							RAD - HNO_3 <4°C				
39	WLF-A2-1		1022											
41	WLF-A2-2		1145							ALKAL- TOTAL, BICARB, CARB				
										DOC-NOT FIELD FILTERED				

Relinquished by:	Employee#	Date	Time	Received by:	Employee #	Date	Time
SJBrown	35594	3/3/23	0900	DMP	GEL	3/3/23	0940
Relinquished by:	Employee#	Date	Time	Received by:	Employee #	Date	Time
DMP	6660	3-3-23	1550	MUA	6660	03.03.23	1550
Relinquished by:	Employee#	Date	Time	Received by:	Employee #	Date	Time

Sample Receiving (Internal Use Only)
TEMP (°C):_____ Initial:_____
Correct pH: Yes No
Preservative Lot#:
Date/Time/Init for preservative:

☐ METALS (all)		
☐ Ag	☐ Cu	☐ Sb
☐ Al	☐ Fe	☐ Sc
☐ As	☐ K	☐ Sn
☐ B	☐ Li	☐ Sr
☐ Ba	☐ Mg	☐ Ti
☐ Be	☐ Mn	☐ Tl
☐ Ca	☐ Mo	☐ V
☐ Cd	☐ Na	☐ Zn
☐ Co	☐ Ni	☐ Hg
☐ Cr	☐ Pb	☐ CrVI

Nutrients
☐ TOC
☐ DOC
☐ TP/TPO4
☐ NH3-N
☐ F
☐ Cl
☐ NO2
☐ Br
☐ NO3
☐ SO4

MISC.
☐ BTEX
☐ Naphthalene
☐ THM/HAA
☐ VOC
☐ Oil & Grease
☐ E. Coli
☐ Total Coliform
☐ pH
☐ Dissolved As
☐ Dissolved Fe
☐ Rad 226
☐ Rad 228
☐ PCB

Gypsum
☐ Wallboard Gypsum *(all below)*
☐ AIM
☐ TOC
☐ Total metals
☐ Soluble Metals
☐ Purity (CaSO4)
☐ % Moisture
☐ Sulfites
☐ pH
☐ Chlorides
☐ Particle Size
☐ Sulfur

Coal
☐ Ultimate
☐ % Moisture
☐ Ash
☐ Sulfur
☐ BTUs
☐ Volatile Matter
☐ CHN
Other Tests:
☐ XRF Scan
☐ HGI
☐ Fineness
☐ Particulate Matter

Flyash
☐ Ammonia
☐ LOI
☐ % Carbon
☐ Mineral Analysis
☐ Sieve
☐ % Moisture

NPDES
☐ Oil & Grease
☐ As
☐ TSS

Oil
☐ Trans. Oil Qual.
☐ %Moisture
☐ Color
☐ Acidity
☐ Dielectric Strength
☐ IFT
☐ Dissolved Gases
☐ Used Oil
☐ Flashpoint
☐ Metals in oil (As,Cd,Cr,Ni,Pb Hg)
☐ TX
☐ GOFER

Matrix codes: GW-groundwater, DW-drinking water, SW-surface water, WW-waste water, BW-boiler water, L-limestone, Oil-oil, S-Soil, SL-solid, C-coal, G-gypsum, FA-flyash, BA-bottom ash, M-misc (describe in comment section)
Preservative code- 1=<4°C 2=HNO_3 3=H_2SO_4 4-HCl 5=$Na_2S_2O_3$ 6-Other (Specify)

GEL Laboratories LLC

SAMPLE RECEIPT & REVIEW FORM (R)

Client: SDG	SDG/AR/COC/Work Order: 612999 / 613005
Received By: MVH	Date Received: 03/03/2023
Carrier and Tracking Number	Circle Applicable: FedEx Express FedEx Ground UPS Field Services Courier Other

Suspected Hazard Information	Yes	No	*If Net Counts > 100cpm on samples not marked "radioactive", contact the Radiation Safety Group for further investigation.
A)Shipped as a DOT Hazardous?		✓	Hazard Class Shipped: UN#: If UN2910, Is the Radioactive Shipment Survey Compliant? Yes___ No___
B) Did the client designate the samples are to be received as radioactive?		✓	COC notation or radioactive stickers on containers equal client designation.
C) Did the RSO classify the samples as radioactive?		✓	Maximum Net Counts Observed* (Observed Counts - Area Background Counts): ___ CPM/ mR/Hr Classified as: Rad 1 Rad 2 Rad 3
D) Did the client designate samples are hazardous?		✓	COC notation or hazard labels on containers equal client designation.
E) Did the RSO identify possible hazards?		✓	If D or E is yes, select Hazards below. PCB's Flammable Foreign Soil RCRA Asbestos Beryllium Other:

	Sample Receipt Criteria	Yes	NA	No	Comments/Qualifiers (Required for Non-Conforming Items)
1	Shipping containers received intact and sealed?	✓			Circle Applicable: Seals broken Damaged container Leaking container Other (describe)
2	Chain of custody documents included with shipment?	✓			Circle Applicable: Client contacted and provided COC COC created upon receipt
3	Samples requiring cold preservation within (0 ≤ 6 deg. C)?*	✓			Preservation Method: (Wet Ice) Ice Packs Dry ice None Other: *all temperatures are recorded in Celsius TEMP: ___
4	Daily check performed and passed on IR temperature gun?	✓			Temperature Device Serial #: IR2-21 Secondary Temperature Device Serial # (If Applicable):
5	Sample containers intact and sealed?	✓			Circle Applicable: Seals broken Damaged container Leaking container Other (describe)
6	Samples requiring chemical preservation at proper pH? MVH03.06.23	✓		✓	Sample ID's and Containers Affected: AF56428, AF56421, AF56403, AF56402, AF5643 If Preservation added, Lot#: 23-4-13
7	Do any samples require Volatile Analysis?			✓	If Yes, are Encores or Soil Kits present for solids? Yes___ No___ NA___(If yes, take to VOA Freezer) Do liquid VOA vials contain acid preservation? Yes___ No___ NA___(If unknown, select No) Are liquid VOA vials free of headspace? Yes___ No___ NA___ Sample ID's and containers affected:
8	Samples received within holding time?	✓			ID's and tests affected:
9	Sample ID's on COC match ID's on bottles?	✓			ID's and containers affected:
10	Date & time on COC match date & time on bottles?			✓	Circle Applicable: No dates on containers No times on containers COC missing info Other (describe) Trust Samples AF57692, and AF57693 Crossed out
11	Number of containers received match number indicated on COC?	✓			Circle Applicable: No container count on COC Other (describe)
12	Are sample containers identifiable as GEL provided by use of GEL labels?	✓			
13	COC form is properly signed in relinquished/received sections?	✓			Circle Applicable: Not relinquished Other (describe)

Comments (Use Continuation Form if needed):

PM (or PMA) review: Initials JM Date 3-7-23 Page 1 of 1

GL-CHL-SR-001 Rev 7

List of current GEL Certifications as of 14 March 2023

State	Certification
Alabama	42200
Alaska	17-018
Alaska Drinking Water	SC00012
Arkansas	88-0651
CLIA	42D0904046
California	2940
Colorado	SC00012
Connecticut	PH-0169
DoD ELAP/ ISO17025 A2LA	2567.01
Florida NELAP	E87156
Foreign Soils Permit	P330-15-00283, P330-15-00253
Georgia	SC00012
Georgia SDWA	967
Hawaii	SC00012
Idaho	SC00012
Illinois NELAP	200029
Indiana	C-SC-01
Kansas NELAP	E-10332
Kentucky SDWA	90129
Kentucky Wastewater	90129
Louisiana Drinking Water	LA024
Louisiana NELAP	03046 (AI33904)
Maine	2019020
Maryland	270
Massachusetts	M-SC012
Massachusetts PFAS Approv	Letter
Michigan	9976
Mississippi	SC00012
Nebraska	NE-OS-26-13
Nevada	SC000122023-4
New Hampshire NELAP	2054
New Jersey NELAP	SC002
New Mexico	SC00012
New York NELAP	11501
North Carolina	233
North Carolina SDWA	45709
North Dakota	R-158
Oklahoma	2022-160
Pennsylvania NELAP	68-00485
Puerto Rico	SC00012
S. Carolina Radiochem	10120002
Sanitation Districts of L	9255651
South Carolina Chemistry	10120001
Tennessee	TN 02934
Texas NELAP	T104704235-22-20
Utah NELAP	SC000122022-37
Vermont	VT87156
Virginia NELAP	460202
Washington	C780

GEL Laboratories LLC
a member of The GEL Group INC

PO Box 30712 Charleston, SC 29417
2040 Savage Road Charleston, SC 29407
P 843.556.8171
F 843.766.1178

gel.com

April 03, 2023

Ms. Jeanette Gilmetti
Santee Cooper
P.O. Box 2946101
OCO3
Moncks Corner, South Carolina 29461

Re: ABS Lab Analytical
Work Order: 613005

Dear Ms. Gilmetti:

GEL Laboratories, LLC (GEL) appreciates the opportunity to provide the enclosed analytical results for the sample(s) we received on March 03, 2023. This original data report has been prepared and reviewed in accordance with GEL's standard operating procedures.

The samples were delivered with proper chain of custody documentation and signatures. All sample containers arrived without any visible signs of tampering or breakage. There are no additional comments concerning sample receipt.

Test results for NELAP or ISO 17025 accredited tests are verified to meet the requirements of those standards, with any exceptions noted. The results reported relate only to the items tested and to the sample as received by the laboratory. These results may not be reproduced except as full reports without approval by the laboratory. Copies of GEL's accreditations and certifications can be found on our website at www.gel.com.

Our policy is to provide high quality, personalized analytical services to enable you to meet your analytical needs on time every time. We trust that you will find everything in order and to your satisfaction. If you have any questions, please do not hesitate to call me at (843) 556-8171, ext. 4289.

Sincerely,

Julie Robinson

Julie Robinson
Project Manager

Purchase Order: 398684
Enclosures

GEL LABORATORIES LLC
2040 Savage Road Charleston SC 29407 - (843) 556-8171 - www.gel.com

Certificate of Analysis Report
for

SOOP001 Santee Cooper

Client SDG: 613005 GEL Work Order: 613005

The Qualifiers in this report are defined as follows:

* A quality control analyte recovery is outside of specified acceptance criteria

** Analyte is a Tracer compound

** Analytc is a surrogatc compound

U Analyte was analyzed for, but not detected above the MDL, MDA, MDC or LOD.

Where the analytical method has been performed under NELAP certification, the analysis has met all of the requirements of the NELAC standard unless qualified on the Certificate of Analysis.

The designation ND, if present, appears in the result column when the analyte concentration is not detected above the limit as defined in the 'U' qualifier above.

This data report has been prepared and reviewed in accordance with GEL Laboratories LLC standard operating procedures. Please direct any questions to your Project Manager, Julie Robinson.

Reviewed by Julie Robinson

GEL LABORATORIES LLC
2040 Savage Road Charleston SC 29407 - (843) 556-8171 - www.gel.com

Certificate of Analysis

Report Date: April 3, 2023

Company : Santee Cooper
Address : P.O. Box 2946101
OCO3
Moncks Corner, South Carolina 29461
Contact: Ms. Jeanette Gilmetti
Project: ABS Lab Analytical

Client Sample ID: AF56433
Sample ID: 613005001
Matrix: GW
Collect Date: 28-FEB-23 12:58
Receive Date: 03-MAR-23
Collector: Client

Project: SOOP00119
Client ID: SOOP001

Parameter	Qualifier	Result	Uncertainty	MDC	RL	Units	PF	DF	Analyst	Date	Time	Batch	Method
Rad Gas Flow Proportional Counting													
GFPC, Ra228, Liquid "As Received"													
Radium-228	U	-0.249	+/-0.781	1.56	3.00	pCi/L			JE1	03/29/23	1353	2397799	1
Radium-226+Radium-228 Calculation "See Parent Products"													
Radium-226+228 Sum		0.644	+/-0.904			pCi/L		1	NXL1	04/03/23	1450	2397798	2
Rad Radium-226													
Lucas Cell, Ra226, Liquid "As Received"													
Radium-226		0.644	+/-0.455	0.560	1.00	pCi/L			LXP1	04/03/23	0839	2397388	3

The following Analytical Methods were performed:

Method	Description	Analyst Comments
1	EPA 904.0/SW846 9320 Modified	
2	Calculation	
3	EPA 903.1 Modified	

Surrogate/Tracer Recovery	Test	Result	Nominal	Recovery%	Acceptable Limits
Barium-133 Tracer	GFPC, Ra228, Liquid "As Received"			89.8	(15%-125%)

Notes:
Counting Uncertainty is calculated at the 95% confidence level (1.96-sigma).

Column headers are defined as follows:

DF: Dilution Factor
DL: Detection Limit
MDA: Minimum Detectable Activity
MDC: Minimum Detectable Concentration
Lc/LC: Critical Level
PF: Prep Factor
RL: Reporting Limit
SQL: Sample Quantitation Limit

GEL LABORATORIES LLC
2040 Savage Road Charleston SC 29407 - (843) 556-8171 - www.gel.com

Certificate of Analysis

Report Date: April 3, 2023

Company : Santee Cooper
Address : P.O. Box 2946101
OCO3
Moncks Corner, South Carolina 29461
Contact: Ms. Jeanette Gilmetti
Project: ABS Lab Analytical

Client Sample ID: AF56435
Sample ID: 613005002
Matrix: GW
Collect Date: 28-FEB-23 11:44
Receive Date: 03-MAR-23
Collector: Client

Project: SOOP00119
Client ID: SOOP001

Parameter	Qualifier	Result	Uncertainty	MDC	RL	Units	PF	DF	Analyst	Date	Time	Batch	Method
Rad Gas Flow Proportional Counting													
GFPC, Ra228, Liquid "As Received"													
Radium-228	U	1.77	+/-1.29	2.03	3.00	pCi/L			JE1	03/29/23	1353	2397799	1
Radium-226+Radium-228 Calculation "See Parent Products"													
Radium-226+228 Sum		3.09	+/-1.47			pCi/L		1	NXL1	04/03/23	1450	2397798	2
Rad Radium-226													
Lucas Cell, Ra226, Liquid "As Received"													
Radium-226		1.32	+/-0.707	0.797	1.00	pCi/L			LXP1	04/03/23	0839	2397388	3

The following Analytical Methods were performed:

Method	Description	Analyst Comments
1	EPA 904.0/SW846 9320 Modified	
2	Calculation	
3	EPA 903.1 Modified	

Surrogate/Tracer Recovery	Test	Result	Nominal	Recovery%	Acceptable Limits
Barium-133 Tracer	GFPC, Ra228, Liquid "As Received"			73.8	(15%-125%)

Notes:
Counting Uncertainty is calculated at the 95% confidence level (1.96-sigma).

Column headers are defined as follows:

DF: Dilution Factor
DL: Detection Limit
MDA: Minimum Detectable Activity
MDC: Minimum Detectable Concentration
Lc/LC: Critical Level
PF: Prep Factor
RL: Reporting Limit
SQL: Sample Quantitation Limit

GEL LABORATORIES LLC
2040 Savage Road Charleston SC 29407 - (843) 556-8171 - www.gel.com

Certificate of Analysis

Report Date: April 3, 2023

Company :	Santee Cooper
Address :	P.O. Box 2946101 OCO3 Moncks Corner, South Carolina 29461
Contact:	Ms. Jeanette Gilmetti
Project:	ABS Lab Analytical

Client Sample ID:	AF56436	Project:	SOOP00119
Sample ID:	613005003	Client ID:	SOOP001
Matrix:	GW		
Collect Date:	28-FEB-23 10:19		
Receive Date:	03-MAR-23		
Collector:	Client		

Parameter	Qualifier	Result	Uncertainty	MDC	RL	Units	PF	DF	Analyst	Date	Time	Batch	Method
Rad Gas Flow Proportional Counting													
GFPC, Ra228, Liquid "As Received"													
Radium-228	U	-0.0291	+/-0.690	1.35	3.00	pCi/L			JE1	03/29/23	1353	2397799	1
Radium-226+Radium-228 Calculation "See Parent Products"													
Radium-226+228 Sum		0.482	+/-0.837			pCi/L		1	NXL1	04/03/23	1450	2397798	2
Rad Radium-226													
Lucas Cell, Ra226, Liquid "As Received"													
Radium-226	U	0.482	+/-0.473	0.699	1.00	pCi/L			LXP1	04/03/23	0839	2397388	3

The following Analytical Methods were performed:

Method	Description	Analyst Comments
1	EPA 904.0/SW846 9320 Modified	
2	Calculation	
3	EPA 903.1 Modified	

Surrogate/Tracer Recovery	Test	Result	Nominal	Recovery%	Acceptable Limits
Barium-133 Tracer	GFPC, Ra228, Liquid "As Received"			93.3	(15%-125%)

Notes:
Counting Uncertainty is calculated at the 95% confidence level (1.96-sigma).

Column headers are defined as follows:

DF: Dilution Factor	Lc/LC: Critical Level
DL: Detection Limit	PF: Prep Factor
MDA: Minimum Detectable Activity	RL: Reporting Limit
MDC: Minimum Detectable Concentration	SQL: Sample Quantitation Limit

GEL LABORATORIES LLC
2040 Savage Road Charleston SC 29407 - (843) 556-8171 - www.gel.com

Certificate of Analysis

Report Date: April 3, 2023

Company : Santee Cooper
Address : P.O. Box 2946101
OCO3
Moncks Corner, South Carolina 29461
Contact: Ms. Jeanette Gilmetti
Project: ABS Lab Analytical

Client Sample ID: AF56437
Sample ID: 613005004
Matrix: GW
Collect Date: 28-FEB-23 10:24
Receive Date: 03-MAR-23
Collector: Client

Project: SOOP00119
Client ID: SOOP001

Parameter	Qualifier	Result	Uncertainty	MDC	RL	Units	PF	DF	Analyst	Date	Time	Batch	Method
Rad Gas Flow Proportional Counting													
GFPC, Ra228, Liquid "As Received"													
Radium-228	U	-0.766	+/-0.835	1.75	3.00	pCi/L			JE1	03/29/23	1353	2397799	1
Radium-226+Radium-228 Calculation "See Parent Products"													
Radium-226+228 Sum		0.569	+/-0.926			pCi/L		1	NXL1	04/03/23	1450	2397798	2
Rad Radium-226													
Lucas Cell, Ra226, Liquid "As Received"													
Radium-226		0.569	+/-0.399	0.392	1.00	pCi/L			LXP1	04/03/23	0839	2397388	3

The following Analytical Methods were performed:

Method	Description	Analyst Comments
1	EPA 904.0/SW846 9320 Modified	
2	Calculation	
3	EPA 903.1 Modified	

Surrogate/Tracer Recovery	Test	Result	Nominal	Recovery%	Acceptable Limits
Barium-133 Tracer	GFPC, Ra228, Liquid "As Received"			91.5	(15%-125%)

Notes:
Counting Uncertainty is calculated at the 95% confidence level (1.96-sigma).

Column headers are defined as follows:

DF: Dilution Factor
DL: Detection Limit
MDA: Minimum Detectable Activity
MDC: Minimum Detectable Concentration
Lc/LC: Critical Level
PF: Prep Factor
RL: Reporting Limit
SQL: Sample Quantitation Limit

GEL LABORATORIES LLC
2040 Savage Road Charleston SC 29407 - (843) 556-8171 - www.gel.com

Certificate of Analysis

Report Date: April 3, 2023

Company : Santee Cooper
Address : P.O. Box 2946101
OCO3
Moncks Corner, South Carolina 29461
Contact: Ms. Jeanette Gilmetti
Project: ABS Lab Analytical

Client Sample ID: AF56438
Sample ID: 613005005
Matrix: GW
Collect Date: 28-FEB-23 14:31
Receive Date: 03-MAR-23
Collector: Client

Project: SOOP00119
Client ID: SOOP001

Parameter	Qualifier	Result	Uncertainty	MDC	RL	Units	PF	DF	Analyst	Date	Time	Batch	Method
Rad Gas Flow Proportional Counting													
GFPC, Ra228, Liquid "As Received"													
Radium-228		2.60	+/-1.20	1.68	3.00	pCi/L			JE1	03/29/23	1353	2397799	1
Radium-226+Radium-228 Calculation "See Parent Products"													
Radium-226+228 Sum		3.92	+/-1.36			pCi/L		1	NXL1	04/03/23	1450	2397798	2
Rad Radium-226													
Lucas Cell, Ra226, Liquid "As Received"													
Radium-226		1.32	+/-0.639	0.633	1.00	pCi/L			LXP1	04/03/23	0839	2397388	3

The following Analytical Methods were performed:

Method	Description	Analyst Comments
1	EPA 904.0/SW846 9320 Modified	
2	Calculation	
3	EPA 903.1 Modified	

Surrogate/Tracer Recovery	Test	Result	Nominal	Recovery%	Acceptable Limits
Barium-133 Tracer	GFPC, Ra228, Liquid "As Received"			87	(15%-125%)

Notes:
Counting Uncertainty is calculated at the 95% confidence level (1.96-sigma).

Column headers are defined as follows:

DF: Dilution Factor
DL: Detection Limit
MDA: Minimum Detectable Activity
MDC: Minimum Detectable Concentration
Lc/LC: Critical Level
PF: Prep Factor
RL: Reporting Limit
SQL: Sample Quantitation Limit

GEL LABORATORIES LLC
2040 Savage Road Charleston SC 29407 - (843) 556-8171 - www.gel.com

Certificate of Analysis

Report Date: April 3, 2023

Company : Santee Cooper
Address : P.O. Box 2946101
OCO3
Moncks Corner, South Carolina 29461
Contact: Ms. Jeanette Gilmetti
Project: ABS Lab Analytical

Client Sample ID: AF56402
Sample ID: 613005006
Matrix: GW
Collect Date: 27-FEB-23 12:47
Receive Date: 03-MAR-23
Collector: Client

Project: SOOP00119
Client ID: SOOP001

Parameter	Qualifier	Result	Uncertainty	MDC	RL	Units	PF	DF	Analyst	Date	Time	Batch	Method
Rad Gas Flow Proportional Counting													
GFPC, Ra228, Liquid "As Received"													
Radium-228	U	1.51	+/-1.11	1.75	3.00	pCi/L			JE1	03/29/23	1353	2397799	1
Radium-226+Radium-228 Calculation "See Parent Products"													
Radium-226+228 Sum		2.78	+/-1.28			pCi/L		1	NXL1	04/03/23	1450	2397798	2
Rad Radium-226													
Lucas Cell, Ra226, Liquid "As Received"													
Radium-226		1.26	+/-0.631	0.611	1.00	pCi/L			LXP1	04/03/23	0839	2397388	3

The following Analytical Methods were performed:

Method	Description	Analyst Comments
1	EPA 904.0/SW846 9320 Modified	
2	Calculation	
3	EPA 903.1 Modified	

Surrogate/Tracer Recovery	Test	Result	Nominal	Recovery%	Acceptable Limits
Barium-133 Tracer	GFPC, Ra228, Liquid "As Received"			93.2	(15%-125%)

Notes:
Counting Uncertainty is calculated at the 95% confidence level (1.96-sigma).

Column headers are defined as follows:

DF: Dilution Factor
DL: Detection Limit
MDA: Minimum Detectable Activity
MDC: Minimum Detectable Concentration
Lc/LC: Critical Level
PF: Prep Factor
RL: Reporting Limit
SQL: Sample Quantitation Limit

GEL LABORATORIES LLC
2040 Savage Road Charleston SC 29407 - (843) 556-8171 - www.gel.com

Certificate of Analysis

Report Date: April 3, 2023

Company : Santee Cooper
Address : P.O. Box 2946101
OCO3
Moncks Corner, South Carolina 29461
Contact: Ms. Jeanette Gilmetti
Project: ABS Lab Analytical

Client Sample ID: AF56403
Sample ID: 613005007
Matrix: GW
Collect Date: 27-FEB-23 09:57
Receive Date: 03-MAR-23
Collector: Client

Project: SOOP00119
Client ID: SOOP001

Parameter	Qualifier	Result	Uncertainty	MDC	RL	Units	PF	DF	Analyst	Date	Time	Batch	Method
Rad Gas Flow Proportional Counting													
GFPC, Ra228, Liquid "As Received"													
Radium-228	U	-0.163	+/-1.41	2.61	3.00	pCi/L			JE1	03/29/23	1353	2397799	1
Radium-226+Radium-228 Calculation "See Parent Products"													
Radium-226+228 Sum		1.55	+/-1.56			pCi/L		1	NXL1	04/03/23	1450	2397798	2
Rad Radium-226													
Lucas Cell, Ra226, Liquid "As Received"													
Radium-226		1.55	+/-0.668	0.494	1.00	pCi/L			LXP1	04/03/23	0839	2397388	3

The following Analytical Methods were performed:

Method	Description	Analyst Comments
1	EPA 904.0/SW846 9320 Modified	
2	Calculation	
3	EPA 903.1 Modified	

Surrogate/Tracer Recovery	Test	Result	Nominal	Recovery%	Acceptable Limits
Barium-133 Tracer	GFPC, Ra228, Liquid "As Received"			74	(15%-125%)

Notes:
Counting Uncertainty is calculated at the 95% confidence level (1.96-sigma).

Column headers are defined as follows:

DF: Dilution Factor
DL: Detection Limit
MDA: Minimum Detectable Activity
MDC: Minimum Detectable Concentration
Lc/LC: Critical Level
PF: Prep Factor
RL: Reporting Limit
SQL: Sample Quantitation Limit

GEL LABORATORIES LLC
2040 Savage Road Charleston SC 29407 - (843) 556-8171 - www.gel.com

Certificate of Analysis

Report Date: April 3, 2023

Company :	Santee Cooper
Address :	P.O. Box 2946101 OCO3 Moncks Corner, South Carolina 29461
Contact:	Ms. Jeanette Gilmetti
Project:	ABS Lab Analytical

Client Sample ID:	AF56404	Project:	SOOP00119
Sample ID:	613005008	Client ID:	SOOP001
Matrix:	GW		
Collect Date:	27-FEB-23 10:02		
Receive Date:	03-MAR-23		
Collector:	Client		

Parameter	Qualifier	Result	Uncertainty	MDC	RL	Units	PF	DF	Analyst	Date	Time	Batch	Method
Rad Gas Flow Proportional Counting													
GFPC, Ra228, Liquid "As Received"													
Radium-228	U	1.00	+/-1.16	1.94	3.00	pCi/L			JE1	03/29/23	1353	2397799	1
Radium-226+Radium-228 Calculation "See Parent Products"													
Radium-226+228 Sum		3.12	+/-1.42			pCi/L		1	NXL1	04/03/23	1450	2397798	2
Rad Radium-226													
Lucas Cell, Ra226, Liquid "As Received"													
Radium-226		2.11	+/-0.816	0.467	1.00	pCi/L			LXP1	04/03/23	0913	2397388	3

The following Analytical Methods were performed:

Method	Description	Analyst Comments
1	EPA 904.0/SW846 9320 Modified	
2	Calculation	
3	EPA 903.1 Modified	

Surrogate/Tracer Recovery	Test	Result	Nominal	Recovery%	Acceptable Limits
Barium-133 Tracer	GFPC, Ra228, Liquid "As Received"			74.3	(15%-125%)

Notes:
Counting Uncertainty is calculated at the 95% confidence level (1.96-sigma).

Column headers are defined as follows:

DF: Dilution Factor	Lc/LC: Critical Level
DL: Detection Limit	PF: Prep Factor
MDA: Minimum Detectable Activity	RL: Reporting Limit
MDC: Minimum Detectable Concentration	SQL: Sample Quantitation Limit

GEL LABORATORIES LLC
2040 Savage Road Charleston SC 29407 - (843) 556-8171 - www.gel.com

Certificate of Analysis

Report Date: April 3, 2023

Company : Santee Cooper
Address : P.O. Box 2946101
OCO3
Moncks Corner, South Carolina 29461
Contact: Ms. Jeanette Gilmetti
Project: ABS Lab Analytical

Client Sample ID: AF56434
Sample ID: 613005009
Matrix: GW
Collect Date: 27-FEB-23 15:44
Receive Date: 03-MAR-23
Collector: Client

Project: SOOP00119
Client ID: SOOP001

Parameter	Qualifier	Result	Uncertainty	MDC	RL	Units	PF	DF	Analyst	Date	Time	Batch	Method
Rad Gas Flow Proportional Counting													
GFPC, Ra228, Liquid "As Received"													
Radium-228		2.28	+/-1.34	2.01	3.00	pCi/L			JE1	03/29/23	1353	2397799	1
Radium-226+Radium-228 Calculation "See Parent Products"													
Radium-226+228 Sum		3.38	+/-1.47			pCi/L		1	NXL1	04/03/23	1450	2397798	2
Rad Radium-226													
Lucas Cell, Ra226, Liquid "As Received"													
Radium-226		1.11	+/-0.592	0.650	1.00	pCi/L			LXP1	04/03/23	0913	2397388	3

The following Analytical Methods were performed:

Method	Description	Analyst Comments
1	EPA 904.0/SW846 9320 Modified	
2	Calculation	
3	EPA 903.1 Modified	

Surrogate/Tracer Recovery	Test	Result	Nominal	Recovery%	Acceptable Limits
Barium-133 Tracer	GFPC, Ra228, Liquid "As Received"			70	(15%-125%)

Notes:
Counting Uncertainty is calculated at the 95% confidence level (1.96-sigma).

Column headers are defined as follows:

DF: Dilution Factor
DL: Detection Limit
MDA: Minimum Detectable Activity
MDC: Minimum Detectable Concentration
Lc/LC: Critical Level
PF: Prep Factor
RL: Reporting Limit
SQL: Sample Quantitation Limit

GEL LABORATORIES LLC
2040 Savage Road Charleston SC 29407 - (843) 556-8171 - www.gel.com

Certificate of Analysis

Report Date: April 3, 2023

Company : Santee Cooper
Address : P.O. Box 2946101
OCO3
Moncks Corner, South Carolina 29461
Contact: Ms. Jeanette Gilmetti
Project: ABS Lab Analytical

Client Sample ID: AF56414
Sample ID: 613005010
Matrix: GW
Collect Date: 02-MAR-23 12:46
Receive Date: 03-MAR-23
Collector: Client

Project: SOOP00119
Client ID: SOOP001

Parameter	Qualifier	Result	Uncertainty	MDC	RL	Units	PF	DF	Analyst	Date	Time	Batch	Method
Rad Gas Flow Proportional Counting													
GFPC, Ra228, Liquid "As Received"													
Radium-228	U	1.86	+/-1.32	2.04	3.00	pCi/L			JE1	03/29/23	1353	2397799	1
Radium-226+Radium-228 Calculation "See Parent Products"													
Radium-226+228 Sum		3.89	+/-1.53			pCi/L		1	NXL1	04/03/23	1450	2397798	2
Rad Radium-226													
Lucas Cell, Ra226, Liquid "As Received"													
Radium-226		2.03	+/-0.775	0.608	1.00	pCi/L			LXP1	04/03/23	0913	2397388	3

The following Analytical Methods were performed:

Method	Description	Analyst Comments
1	EPA 904.0/SW846 9320 Modified	
2	Calculation	
3	EPA 903.1 Modified	

Surrogate/Tracer Recovery	Test	Result	Nominal	Recovery%	Acceptable Limits
Barium-133 Tracer	GFPC, Ra228, Liquid "As Received"			64.8	(15%-125%)

Notes:
Counting Uncertainty is calculated at the 95% confidence level (1.96-sigma).

Column headers are defined as follows:

DF: Dilution Factor
DL: Detection Limit
MDA: Minimum Detectable Activity
MDC: Minimum Detectable Concentration
Lc/LC: Critical Level
PF: Prep Factor
RL: Reporting Limit
SQL: Sample Quantitation Limit

GEL LABORATORIES LLC
2040 Savage Road Charleston SC 29407 - (843) 556-8171 - www.gel.com

Certificate of Analysis

Report Date: April 3, 2023

Company : Santee Cooper
Address : P.O. Box 2946101
OCO3
Moncks Corner, South Carolina 29461
Contact: Ms. Jeanette Gilmetti
Project: ABS Lab Analytical

Client Sample ID: AF56423
Sample ID: 613005011
Matrix: GW
Collect Date: 02-MAR-23 09:52
Receive Date: 03-MAR-23
Collector: Client

Project: SOOP00119
Client ID: SOOP001

Parameter	Qualifier	Result	Uncertainty	MDC	RL	Units	PF	DF	Analyst	Date	Time	Batch	Method
Rad Gas Flow Proportional Counting													
GFPC, Ra228, Liquid "As Received"													
Radium-228		2.86	+/-1.55	2.31	3.00	pCi/L			JE1	03/29/23	1353	2397799	1
Radium-226+Radium-228 Calculation "See Parent Products"													
Radium-226+228 Sum		5.59	+/-1.83			pCi/L		1	NXL1	04/03/23	1450	2397798	2
Rad Radium-226													
Lucas Cell, Ra226, Liquid "As Received"													
Radium-226		2.72	+/-0.971	0.718	1.00	pCi/L			LXP1	04/03/23	0913	2397388	3

The following Analytical Methods were performed:

Method	Description	Analyst Comments
1	EPA 904.0/SW846 9320 Modified	
2	Calculation	
3	EPA 903.1 Modified	

Surrogate/Tracer Recovery	Test	Result	Nominal	Recovery%	Acceptable Limits
Barium-133 Tracer	GFPC, Ra228, Liquid "As Received"			67.2	(15%-125%)

Notes:
Counting Uncertainty is calculated at the 95% confidence level (1.96-sigma).

Column headers are defined as follows:

DF: Dilution Factor
DL: Detection Limit
MDA: Minimum Detectable Activity
MDC: Minimum Detectable Concentration
Lc/LC: Critical Level
PF: Prep Factor
RL: Reporting Limit
SQL: Sample Quantitation Limit

GEL LABORATORIES LLC
2040 Savage Road Charleston SC 29407 - (843) 556-8171 - www.gel.com

Certificate of Analysis

Report Date: April 3, 2023

Company : Santee Cooper
Address : P.O. Box 2946101
OCO3
Moncks Corner, South Carolina 29461
Contact: Ms. Jeanette Gilmetti
Project: ABS Lab Analytical

Client Sample ID: AF56428
Sample ID: 613005012
Matrix: GW
Collect Date: 02-MAR-23 10:56
Receive Date: 03-MAR-23
Collector: Client

Project: SOOP00119
Client ID: SOOP001

Parameter	Qualifier	Result	Uncertainty	MDC	RL	Units	PF	DF	Analyst	Date	Time	Batch	Method
Rad Gas Flow Proportional Counting													
GFPC, Ra228, Liquid "As Received"													
Radium-228	U	1.86	+/-1.30	2.02	3.00	pCi/L			JE1	03/29/23	1353	2397799	1
Radium-226+Radium-228 Calculation "See Parent Products"													
Radium-226+228 Sum		3.02	+/-1.43			pCi/L		1	NXL1	04/03/23	1450	2397798	2
Rad Radium-226													
Lucas Cell, Ra226, Liquid "As Received"													
Radium-226		1.16	+/-0.597	0.592	1.00	pCi/L			LXP1	04/03/23	0913	2397388	3

The following Analytical Methods were performed:

Method	Description	Analyst Comments
1	EPA 904.0/SW846 9320 Modified	
2	Calculation	
3	EPA 903.1 Modified	

Surrogate/Tracer Recovery	Test	Result	Nominal	Recovery%	Acceptable Limits
Barium-133 Tracer	GFPC, Ra228, Liquid "As Received"			74	(15%-125%)

Notes:
Counting Uncertainty is calculated at the 95% confidence level (1.96-sigma).

Column headers are defined as follows:

DF: Dilution Factor
DL: Detection Limit
MDA: Minimum Detectable Activity
MDC: Minimum Detectable Concentration
Lc/LC: Critical Level
PF: Prep Factor
RL: Reporting Limit
SQL: Sample Quantitation Limit

GEL LABORATORIES LLC
2040 Savage Road Charleston SC 29407 - (843) 556-8171 - www.gel.com

Certificate of Analysis

Report Date: April 3, 2023

Company : Santee Cooper
Address : P.O. Box 2946101
OCO3
Moncks Corner, South Carolina 29461
Contact: Ms. Jeanette Gilmetti
Project: ABS Lab Analytical

Client Sample ID: AF56421
Sample ID: 613005013
Matrix: GW
Collect Date: 01-MAR-23 14:41
Receive Date: 03-MAR-23
Collector: Client

Project: SOOP00119
Client ID: SOOP001

Parameter	Qualifier	Result	Uncertainty	MDC	RL	Units	PF	DF	Analyst	Date	Time	Batch	Method
Rad Gas Flow Proportional Counting													
GFPC, Ra228, Liquid "As Received"													
Radium-228	U	1.24	+/-0.981	1.55	3.00	pCi/L			JE1	03/29/23	1354	2397799	1
Radium-226+Radium-228 Calculation "See Parent Products"													
Radium-226+228 Sum		1.94	+/-1.10			pCi/L		1	NXL1	04/03/23	1450	2397798	2
Rad Radium-226													
Lucas Cell, Ra226, Liquid "As Received"													
Radium-226		0.704	+/-0.496	0.628	1.00	pCi/L			LXP1	04/03/23	0913	2397388	3

The following Analytical Methods were performed:

Method	Description	Analyst Comments
1	EPA 904.0/SW846 9320 Modified	
2	Calculation	
3	EPA 903.1 Modified	

Surrogate/Tracer Recovery	Test	Result	Nominal	Recovery%	Acceptable Limits
Barium-133 Tracer	GFPC, Ra228, Liquid "As Received"			87.2	(15%-125%)

Notes:
Counting Uncertainty is calculated at the 95% confidence level (1.96-sigma).

Column headers are defined as follows:

DF: Dilution Factor
DL: Detection Limit
MDA: Minimum Detectable Activity
MDC: Minimum Detectable Concentration
Lc/LC: Critical Level
PF: Prep Factor
RL: Reporting Limit
SQL: Sample Quantitation Limit

GEL LABORATORIES LLC
2040 Savage Road Charleston SC 29407 - (843) 556-8171 - www.gel.com

Certificate of Analysis

Report Date: April 3, 2023

Company : Santee Cooper
Address : P.O. Box 2946101
OCO3
Moncks Corner, South Carolina 29461
Contact: Ms. Jeanette Gilmetti
Project: ABS Lab Analytical

Client Sample ID: AF56424
Sample ID: 613005014
Matrix: GW
Collect Date: 01-MAR-23 13:37
Receive Date: 03-MAR-23
Collector: Client

Project: SOOP00119
Client ID: SOOP001

Parameter	Qualifier	Result	Uncertainty	MDC	RL	Units	PF	DF	Analyst	Date	Time	Batch	Method
Rad Gas Flow Proportional Counting													
GFPC, Ra228, Liquid "As Received"													
Radium-228	U	0.794	+/-1.11	1.91	3.00	pCi/L			JE1	03/29/23	1354	2397799	1
Radium-226+Radium-228 Calculation "See Parent Products"													
Radium-226+228 Sum		1.98	+/-1.28			pCi/L		1	NXL1	04/03/23	1450	2397798	2
Rad Radium-226													
Lucas Cell, Ra226, Liquid "As Received"													
Radium-226		1.18	+/-0.630	0.605	1.00	pCi/L			LXP1	04/03/23	0913	2397388	3

The following Analytical Methods were performed:

Method	Description	Analyst Comments
1	EPA 904.0/SW846 9320 Modified	
2	Calculation	
3	EPA 903.1 Modified	

Surrogate/Tracer Recovery	Test	Result	Nominal	Recovery%	Acceptable Limits
Barium-133 Tracer	GFPC, Ra228, Liquid "As Received"			66.8	(15%-125%)

Notes:
Counting Uncertainty is calculated at the 95% confidence level (1.96-sigma).

Column headers are defined as follows:

DF: Dilution Factor
DL: Detection Limit
MDA: Minimum Detectable Activity
MDC: Minimum Detectable Concentration
Lc/LC: Critical Level
PF: Prep Factor
RL: Reporting Limit
SQL: Sample Quantitation Limit

GEL LABORATORIES LLC
2040 Savage Road Charleston SC 29407 - (843) 556-8171 - www.gel.com

Certificate of Analysis

Report Date: April 3, 2023

Company : Santee Cooper
Address : P.O. Box 2946101
OCO3
Moncks Corner, South Carolina 29461
Contact: Ms. Jeanette Gilmetti
Project: ABS Lab Analytical

Client Sample ID: AF56439
Sample ID: 613005015
Matrix: GW
Collect Date: 01-MAR-23 10:22
Receive Date: 03-MAR-23
Collector: Client

Project: SOOP00119
Client ID: SOOP001

Parameter	Qualifier	Result	Uncertainty	MDC	RL	Units	PF	DF	Analyst	Date	Time	Batch	Method
Rad Gas Flow Proportional Counting													
GFPC, Ra228, Liquid "As Received"													
Radium-228	U	0.580	+/-0.976	1.72	3.00	pCi/L			JE1	03/29/23	1354	2397799	1
Radium-226+Radium-228 Calculation "See Parent Products"													
Radium-226+228 Sum		0.994	+/-1.03			pCi/L		1	NXL1	04/03/23	1450	2397798	2
Rad Radium-226													
Lucas Cell, Ra226, Liquid "As Received"													
Radium-226		0.414	+/-0.336	0.373	1.00	pCi/L			LXP1	04/03/23	0913	2397388	3

The following Analytical Methods were performed:

Method	Description	Analyst Comments
1	EPA 904.0/SW846 9320 Modified	
2	Calculation	
3	EPA 903.1 Modified	

Surrogate/Tracer Recovery	Test	Result	Nominal	Recovery%	Acceptable Limits
Barium-133 Tracer	GFPC, Ra228, Liquid "As Received"			69.6	(15%-125%)

Notes:
Counting Uncertainty is calculated at the 95% confidence level (1.96-sigma).

Column headers are defined as follows:

DF: Dilution Factor
DL: Detection Limit
MDA: Minimum Detectable Activity
MDC: Minimum Detectable Concentration
Lc/LC: Critical Level
PF: Prep Factor
RL: Reporting Limit
SQL: Sample Quantitation Limit

GEL LABORATORIES LLC
2040 Savage Road Charleston SC 29407 - (843) 556-8171 - www.gel.com

Certificate of Analysis

Report Date: April 3, 2023

Company : Santee Cooper
Address : P.O. Box 2946101
OCO3
Moncks Corner, South Carolina 29461
Contact: Ms. Jeanette Gilmetti
Project: ABS Lab Analytical

Client Sample ID: AF56441
Sample ID: 613005016
Matrix: GW
Collect Date: 01-MAR-23 11:45
Receive Date: 03-MAR-23
Collector: Client

Project: SOOP00119
Client ID: SOOP001

Parameter	Qualifier	Result	Uncertainty	MDC	RL	Units	PF	DF	Analyst	Date	Time	Batch	Method
Rad Gas Flow Proportional Counting													
GFPC, Ra228, Liquid "As Received"													
Radium-228	U	0.269	+/-0.783	1.43	3.00	pCi/L			JE1	03/29/23	1354	2397799	1
Radium-226+Radium-228 Calculation "See Parent Products"													
Radium-226+228 Sum		1.02	+/-0.912			pCi/L		1	NXL1	04/03/23	1450	2397798	2
Rad Radium-226													
Lucas Cell, Ra226, Liquid "As Received"													
Radium-226		0.747	+/-0.468	0.416	1.00	pCi/L			LXP1	04/03/23	0931	2397388	3

The following Analytical Methods were performed:

Method	Description	Analyst Comments
1	EPA 904.0/SW846 9320 Modified	
2	Calculation	
3	EPA 903.1 Modified	

Surrogate/Tracer Recovery	Test	Result	Nominal	Recovery%	Acceptable Limits
Barium-133 Tracer	GFPC, Ra228, Liquid "As Received"			91.4	(15%-125%)

Notes:
Counting Uncertainty is calculated at the 95% confidence level (1.96-sigma).

Column headers are defined as follows:

DF: Dilution Factor
DL: Detection Limit
MDA: Minimum Detectable Activity
MDC: Minimum Detectable Concentration
Lc/LC: Critical Level
PF: Prep Factor
RL: Reporting Limit
SQL: Sample Quantitation Limit

QC Summary

Report Date: April 3, 2023

Santee Cooper
P.O. Box 2946101
OCO3
Moncks Corner, South Carolina

Contact: **Ms. Jeanette Gilmetti**

Workorder: **613005**

Parmname	NOM	Sample	Qual	QC	Units	RPD%	REC%	Range	Anlst	Date Time
Rad Gas Flow										
Batch 2397799										
QC1205344410 613005001 DUP										
Radium-228	U	-0.249		1.56	pCi/L	276*		(0% - 100%)	JE1	03/29/23 13:53
	Uncertainty	+/-0.781		+/-1.00						
QC1205344411 LCS										
Radium-228	62.2			70.2	pCi/L		113	(75%-125%)		03/29/23 13:53
	Uncertainty			+/-4.54						
QC1205344409 MB										
Radium-228			U	0.121	pCi/L					03/29/23 13:53
	Uncertainty			+/-1.00						
Rad Ra-226										
Batch 2397388										
QC1205343453 613005001 DUP										
Radium-226		0.644		1.16	pCi/L	57.3		(0% - 100%)	LXP1	04/03/23 09:48
	Uncertainty	+/-0.455		+/-0.620						
QC1205343455 LCS										
Radium-226	26.5			30.7	pCi/L		116	(75%-125%)		04/03/23 09:48
	Uncertainty			+/-2.99						
QC1205343452 MB										
Radium-226			U	0.167	pCi/L					04/03/23 09:48
	Uncertainty			+/-0.305						
QC1205343454 613005001 MS										
Radium-226	132	0.644		101	pCi/L		75.5	(75%-125%)		04/03/23 09:48
	Uncertainty	+/-0.455		+/-11.8						

Notes:

Counting Uncertainty is calculated at the 95% confidence level (1.96-sigma).

The Qualifiers in this report are defined as follows:

- U Analyte was analyzed for, but not detected above the MDL, MDA, MDC or LOD.
- J Value is estimated
- X Consult Case Narrative, Data Summary package, or Project Manager concerning this qualifier
- H Analytical holding time was exceeded
- < Result is less than value reported

QC Summary

Workorder: **613005**

Parmname	NOM	Sample	Qual	QC	Units	RPD%	REC%	Range	Anlst	Date	Time

>	Result is greater than value reported
UI	Gamma Spectroscopy--Uncertain identification
BD	Results are either below the MDC or tracer recovery is low
h	Preparation or preservation holding time was exceeded
R	Sample results are rejected
^	RPD of sample and duplicate evaluated using +/-RL. Concentrations are <5X the RL. Qualifier Not Applicable for Radiochemistry.
N/A	RPD or %Recovery limits do not apply.
ND	Analyte concentration is not detected above the detection limit
M	M if above MDC and less than LLD
NJ	Consult Case Narrative, Data Summary package, or Project Manager concerning this qualifier
FA	Failed analysis.
UJ	Gamma Spectroscopy--Uncertain identification
Q	One or more quality control criteria have not been met. Refer to the applicable narrative or DER.
K	Analyte present. Reported value may be biased high. Actual value is expected to be lower.
UL	Not considered detected. The associated number is the reported concentration, which may be inaccurate due to a low bias.
L	Analyte present. Reported value may be biased low. Actual value is expected to be higher.
N1	See case narrative
Y	Other specific qualifiers were required to properly define the results. Consult case narrative.
**	Analyte is a Tracer compound
M	REMP Result > MDC/CL and < RDL
J	See case narrative for an explanation

N/A indicates that spike recovery limits do not apply when sample concentration exceeds spike conc. by a factor of 4 or more or %RPD not applicable.
^ The Relative Percent Difference (RPD) obtained from the sample duplicate (DUP) is evaluated against the acceptance criteria when the sample is greater than five times (5X) the contract required detection limit (RL). In cases where either the sample or duplicate value is less than 5X the RL, a control limit of +/- the RL is used to evaluate the DUP result.
* Indicates that a Quality Control parameter was not within specifications.
For PS, PSD, and SDILT results, the values listed are the measured amounts, not final concentrations.

Where the analytical method has been performed under NELAP certification, the analysis has met all of the requirements of the NELAC standard unless qualified on the QC Summary.

Radiochemistry
Technical Case Narrative
Santee Cooper
SDG #: 613005

Product: **Radium-226+Radium-228 Calculation**
Analytical Method: Calculation
Analytical Procedure: GL-RAD-D-003 REV# 45
Analytical Batch: 2397798

The following samples were analyzed using the above methods and analytical procedure(s).

GEL Sample ID#	Client Sample Identification
613005001	AF56433
613005002	AF56435
613005003	AF56436
613005004	AF56437
613005005	AF56438
613005006	AF56402
613005007	AF56403
613005008	AF56404
613005009	AF56434
613005010	AF56414
613005011	AF56423
613005012	AF56428
613005013	AF56421
613005014	AF56424
613005015	AF56439
613005016	AF56441

The samples in this SDG were analyzed on an "as received" basis.

Data Summary:

There are no exceptions, anomalies or deviations from the specified methods. All sample data provided in this report met the acceptance criteria specified in the analytical methods and procedures for initial calibration, continuing calibration, instrument controls and process controls where applicable.

Product: **GFPC, Ra228, Liquid**
Analytical Method: EPA 904.0/SW846 9320 Modified
Analytical Procedure: GL-RAD-A-063 REV# 5
Analytical Batch: 2397799

The following samples were analyzed using the above methods and analytical procedure(s).

GEL Sample ID#	Client Sample Identification
613005001	AF56433
613005002	AF56435
613005003	AF56436

613005004	AF56437
613005005	AF56438
613005006	AF56402
613005007	AF56403
613005008	AF56404
613005009	AF56434
613005010	AF56414
613005011	AF56423
613005012	AF56428
613005013	AF56421
613005014	AF56424
613005015	AF56439
613005016	AF56441
1205344409	Method Blank (MB)
1205344410	613005001(AF56433) Sample Duplicate (DUP)
1205344411	Laboratory Control Sample (LCS)

The samples in this SDG were analyzed on an "as received" basis.

Data Summary:

All sample data provided in this report met the acceptance criteria specified in the analytical methods and procedures for initial calibration, continuing calibration, instrument controls and process controls where applicable, with the following exceptions.

Quality Control (QC) Information

Duplication Criteria between QC Sample and Duplicate Sample
The Sample and the Duplicate, (See Below), did not meet the relative percent difference requirement; however, they do meet the relative error ratio requirement with the value listed below.

Sample	Analyte	Value
1205344410 (AF56433DUP)	Radium-228	RPD 276* (0.0%-100.0%) RER 2.65 (0-3)

Product: **Lucas Cell, Ra226, Liquid**
Analytical Method: EPA 903.1 Modified
Analytical Procedure: GL-RAD-A-008 REV# 15
Analytical Batch: 2397388

The following samples were analyzed using the above methods and analytical procedure(s).

GEL Sample ID#	Client Sample Identification
613005001	AF56433
613005002	AF56435
613005003	AF56436
613005004	AF56437
613005005	AF56438
613005006	AF56402
613005007	AF56403

613005008	AF56404
613005009	AF56434
613005010	AF56414
613005011	AF56423
613005012	AF56428
613005013	AF56421
613005014	AF56424
613005015	AF56439
613005016	AF56441
1205343452	Method Blank (MB)
1205343453	613005001(AF56433) Sample Duplicate (DUP)
1205343454	613005001(AF56433) Matrix Spike (MS)
1205343455	Laboratory Control Sample (LCS)

The samples in this SDG were analyzed on an "as received" basis.

Data Summary:

All sample data provided in this report met the acceptance criteria specified in the analytical methods and procedures for initial calibration, continuing calibration, instrument controls and process controls where applicable, with the following exceptions.

Miscellaneous Information

Additional Comments
The matrix spike, 1205343454 (AF56433MS), aliquot was reduced to conserve sample volume.

Certification Statement

Where the analytical method has been performed under NELAP certification, the analysis has met all of the requirements of the NELAC standard unless otherwise noted in the analytical case narrative.

4-7-23 RAD

612999 / 613005

Contract Lab Info: GEL Contract Lab Due Date (Lab Only): 3 / 13 / 23 Send report to lcwillia@santeecooper.com & sjbrown@santeecooper.com

Chain of Custody

santee cooper
Santee Cooper
One Riverwood Drive
Moncks Corner, SC 29461
Phone: (843)761-8000 Ext. 5148
Fax: (843)761-4175

Customer Email/Report Recipient: LCWILLIA @santeecooper.com

Date Results Needed by: ___/___/___

Project/Task/Unit #: 125915 / JM02.09.G01.1 / 36500

Rerun request for any flagged QC Yes (No)

Labworks ID # (Internal use only)	Sample Location/ Description	Collection Date	Collection Time	Sample Collector	Total # of containers	Bottle type: (Glass-G/Plastic-P)	Grab (G) or Composite (C)	Matrix(see below)	Preservative (see below)	Comments • Method # • Reporting limit • Misc. sample info • Any other notes	Analysis Group: ALKALINITY	SULFIDE	TOC/DOC	RAD 226/228
AF56433	WLF-A1-1	2/23/23	1258	ZDM ML	6	P/G	G	GW	*	* SULFIDE HAS SHORT HOLD	1	1	2	2
35	WLF-A1-3		1144											
36	WLF-A1-4		1019							* PRESERVATIVES				
37	WLF-A1-4D		1024							TOC- H2SO4 SULFIDE-ZINC ACETATE, NaOH				
38	WLF-A1-5		1431							RAD-HNO3 <4°C				
AF56402	WAP-9	2/21/23	1247	ZDM ML										
03	WAP-10		0957							ALK-TOTAL, BICARB, CARB				
04	WAP-10D		1002											
434	WLF-A1-2		1544							DOC-NOT FIELD FILTERED				

TOTAL RAD CALC.

Relinquished by:	Employee#	Date	Time	Received by:	Employee #	Date	Time
[signature]	35594	3/3/23	0940	[signature]	GEL	3/3/23	0940
Relinquished by:	Employee#	Date	Time	Received by:	Employee #	Date	Time
[signature]	GEL	3/3/23	1450	[signature]		030323	1550
Relinquished by:	Employee#	Date	Time	Received by:	Employee #	Date	Time

Sample Receiving (Internal Use Only)
TEMP (°C):_____ Initial:_____
Correct pH: Yes No
Preservative Lot#:
Date/Time/Init for preservative:

☐ METALS (all)		
☐ Ag	☐ Cu	☐ Sb
☐ Al	☐ Fe	☐ Se
☐ As	☐ K	☐ Sn
☐ B	☐ Li	☐ Sr
☐ Ba	☐ Mg	☐ Ti
☐ Be	☐ Mn	☐ Tl
☐ Ca	☐ Mo	☐ V
☐ Cd	☐ Na	☐ Zn
☐ Co	☐ Ni	☐ Hg
☐ Cr	☐ Pb	☐ CrVI

Nutrients
- ☐ TOC
- ☐ DOC
- ☐ TP/TPO4
- ☐ NH3-N
- ☐ F
- ☐ Cl
- ☐ NO2
- ☐ Br
- ☐ NO3
- ☐ SO4

MISC.
- ☐ BTEX
- ☐ Naphthalene
- ☐ THM/HAA
- ☐ VOC
- ☐ Oil & Grease
- ☐ E. Coli
- ☐ Total Coliform
- ☐ pH
- ☐ Dissolved As
- ☐ Dissolved Fe
- ☐ Rad 226
- ☐ Rad 228
- ☐ PCB

Gypsum
- ☐ Wallboard Gypsum (*all below*)
  - ☐ AIM
  - ☐ TOC
  - ☐ Total metals
  - ☐ Soluble Metals
  - ☐ Purity (CaSO4)
  - ☐ % Moisture
  - ☐ Sulfites
  - ☐ pH
  - ☐ Chlorides
  - ☐ Particle Size
- ☐ Sulfur

Coal
- ☐ Ultimate
  - ☐ % Moisture
  - ☐ Ash
  - ☐ Sulfur
  - ☐ BTUs
  - ☐ Volatile Matter
  - ☐ CHN

Other Tests:
- ☐ XRF Scan
- ☐ HGI
- ☐ Fineness
- ☐ Particulate Matter

Flyash
- ☐ Ammonia
- ☐ LOI
- ☐ % Carbon
- ☐ Mineral Analysis
- ☐ Sieve
- ☐ % Moisture

NPDES
- ☐ Oil & Grease
- ☐ As
- ☐ TSS

Oil
- ☐ Trans. Oil Qual.
  - ☐ %Moisture
  - ☐ Color
  - ☐ Acidity
  - ☐ Dielectric Strength
  - ☐ IFT
  - ☐ Dissolved Gases
- ☐ Used Oil
  - ☐ Flashpoint
  - ☐ Metals in oil (As,Cd,Cr,Ni,Pb Hg)
  - ☐ TX
- ☐ GOFER

Matrix codes: GW-groundwater, DW-drinking water, SW-surface water, WW-waste water, BW-boiler water, L-limestone, Oil-oil, S-Soil, SL-solid, C-coal, G-gypsum, FA-flyash, BA-bottom ash, M-misc (describe in comment section)
Preservative code- 1=<4°C 2=HNO_3 3=H_2SO_4 4-HCl 5=$Na_2S_2O_3$ 6-Other (Specify)

RAD 4/7/23

Contract Lab Info: GEL Contract Lab Due Date (Lab Only): 3 / 13 / 23 Send report to lcwillia@santeecooper.com & sjbrown@santeecooper.com

Chain of Custody

santee cooper
Santee Cooper
One Riverwood Drive
Moncks Corner, SC 29461
Phone: (843)761-8000 Ext. 5148
Fax: (843)761-4175

Customer Email/Report Recipient: LCWILLIA @santeecooper.com **Date Results Needed by:** ___/___/___ **Project/Task/Unit #:** 125915 / JM02.09.G01.1 / 36500 **Rerun request for any flagged QC** Yes (No)

Labworks ID # (Internal use only)	Sample Location/ Description	Collection Date	Collection Time	Sample Collector	Total # of containers	Bottle type: (Glass-G/Plastic-P)	Grab (G) or Composite (C)	Matrix(see below)	Preservative (see below)	Comments • Method # • Reporting limit • Misc. sample info • Any other notes	Analysis Group: ALKALINITY	SULFIDE	TOC/DOC	RAD 226/228 TOTAL RAD CALC.
AF56414	WAP-15	3/2/23	1246	ZDM ML	6	P/G	G	GW	*	* SULFIDE HAS SHORT HOLD	1	1	2	2
23	WAP-23	"	0952	"	"	"	"	"	"		"	"	"	"
28	WAP-27	"	1056	"	"	"	"	"	"	* PRESERVATIVES	"	"	"	"
AF56421	WAP-21	3/1/23	1441	"	"	"	"	"	"	TOC- H_2SO_4 SULFIDE - ZINC ACETATE, NaOH	"	"	"	"
24	" 24	"	1337	"	"	"	"	"	"	RAD - HNO_3 <4° C	"	"	"	"
39	WLF-A2-1	"	1022	"	"	"	"	"	"		"	"	"	"
41	WLF-A2-2	"	1145	"	"	"	"	"	"	ALKAL- TOTAL, BICARB, CARB	"	"	"	"
										DOC-NOT FIELD FILTERED				

Relinquished by:	Employee#	Date	Time	Received by:	Employee #	Date	Time
SJBrown	35594	3/3/23	0945	DMP	GEL	3/3/23	0945
Relinquished by:	**Employee#**	**Date**	**Time**	**Received by:**	**Employee #**	**Date**	**Time**
DMP	666	3/3/23	1550	MLH	666	030323	1550
Relinquished by:	**Employee#**	**Date**	**Time**	**Received by:**	**Employee #**	**Date**	**Time**

Sample Receiving (Internal Use Only)
TEMP (°C):_____ **Initial:**_____
Correct pH: Yes No
Preservative Lot#:
Date/Time/Init for preservative:

☐ METALS (all)		
☐ Ag	☐ Cu	☐ Sb
☐ Al	☐ Fe	☐ Se
☐ As	☐ K	☐ Sn
☐ B	☐ Li	☐ Sr
☐ Ba	☐ Mg	☐ Ti
☐ Be	☐ Mn	☐ Tl
☐ Ca	☐ Mo	☐ V
☐ Cd	☐ Na	☐ Zn
☐ Co	☐ Ni	☐ Hg
☐ Cr	☐ Pb	☐ CrVI

Nutrients
☐ TOC
☐ DOC
☐ TP/TPO4
☐ NH3-N
☐ F
☐ Cl
☐ NO2
☐ Br
☐ NO3
☐ SO4

MISC.
☐ BTEX
☐ Naphthalene
☐ THM/HAA
☐ VOC
☐ Oil & Grease
☐ E. Coli
☐ Total Coliform
☐ pH
☐ Dissolved As
☐ Dissolved Fe
☐ Rad 226
☐ Rad 228
☐ PCB

Gypsum
☐ Wallboard Gypsum *(all below)*
☐ AIM
☐ TOC
☐ Total metals
☐ Soluble Metals
☐ Purity (CaSO4)
☐ % Moisture
☐ Sulfites
☐ pH
☐ Chlorides
☐ Particle Size
☐ Sulfur

Coal
☐ Ultimate
☐ % Moisture
☐ Ash
☐ Sulfur
☐ BTUs
☐ Volatile Matter
☐ CHN
Other Tests:
☐ XRF Scan
☐ HGI
☐ Fineness
☐ Particulate Matter

Flyash
☐ Ammonia
☐ LOI
☐ % Carbon
☐ Mineral Analysis
☐ Sieve
☐ % Moisture

NPDES
☐ Oil & Grease
☐ As
☐ TSS

Oil
☐ Trans. Oil Qual.
☐ %Moisture
☐ Color
☐ Acidity
☐ Dielectric Strength
☐ IFT
☐ Dissolved Gases
☐ Used Oil
☐ Flashpoint
☐ Metals in oil (As,Cd,Cr,Ni,Pb Hg)
☐ TX
☐ GOFER

Matrix codes: GW-groundwater, DW-drinking water, SW-surface water, WW-waste water, BW-boiler water, L-limestone, Oil-oil, S-Soil, SL-solid, C-coal, G-gypsum, FA-flyash, BA-bottom ash, M-misc (describe in comment section)
Preservative code- 1=<4°C 2=HNO_3 3=H_2SO_4 4-HCl 5=$Na_2S_2O_3$ 6-Other (Specify)

GEL Laboratories LLC

SAMPLE RECEIPT & REVIEW FORM (R)

Client: [illegible]	SDG/AR/COC/Work Order: 612999 / 613005
Received By: MVH	Date Received: 03.03.2023
Carrier and Tracking Number	Circle Applicable: FedEx Express FedEx Ground UPS Field Services Courier Other

Suspected Hazard Information	Yes	No	*If Net Counts > 100cpm on samples not marked "radioactive", contact the Radiation Safety Group for further investigation.
A)Shipped as a DOT Hazardous?		✓	Hazard Class Shipped: UN#: If UN2910, Is the Radioactive Shipment Survey Compliant? Yes___ No___
B) Did the client designate the samples are to be received as radioactive?		✓	COC notation or radioactive stickers on containers equal client designation.
C) Did the RSO classify the samples as radioactive?		✓	Maximum Net Counts Observed* (Observed Counts - Area Background Counts): ___ CPM/ mR/Hr Classified as: Rad 1 Rad 2 Rad 3
D) Did the client designate samples are hazardous?		✓	COC notation or hazard labels on containers equal client designation.
E) Did the RSO identify possible hazards?		✓	If D or E is yes, select Hazards below. PCB's Flammable Foreign Soil RCRA Asbestos Beryllium Other:

	Sample Receipt Criteria	Yes	NA	No	Comments/Qualifiers (Required for Non-Conforming Items)
1	Shipping containers received intact and sealed?	✓			Circle Applicable: Seals broken Damaged container Leaking container Other (describe)
2	Chain of custody documents included with shipment?	✓			Circle Applicable: Client contacted and provided COC COC created upon receipt
3	Samples requiring cold preservation within (0 ≤ 6 deg. C)?*	✓			Preservation Method: (Wet Ice) Ice Packs Dry ice None Other: *all temperatures are recorded in Celsius TEMP: [illegible]
4	Daily check performed and passed on IR temperature gun?	✓			Temperature Device Serial #: IR2-21 Secondary Temperature Device Serial # (If Applicable):
5	Sample containers intact and sealed?	✓			Circle Applicable: Seals broken Damaged container Leaking container Other (describe)
6	Samples requiring chemical preservation at proper pH? MUH03.06.23	✓		✓	Sample ID's and Containers Affected: AF56431, AF56428, AF56421, AF56403, AF56402, AF5643 If Preservation added, Lot#: 03-14-13
7	Do any samples require Volatile Analysis?			✓	If Yes, are Encores or Soil Kits present for solids? Yes___ No___ NA___(If yes, take to VOA Freezer) Do liquid VOA vials contain acid preservation? Yes___ No___ NA___(If unknown, select No) Are liquid VOA vials free of headspace? Yes___ No___ NA___ Sample ID's and containers affected:
8	Samples received within holding time?	✓			ID's and tests affected:
9	Sample ID's on COC match ID's on bottles?	✓			ID's and containers affected:
10	Date & time on COC match date & time on bottles?			✓	Circle Applicable: No dates on containers No times on containers COC missing info Other (describe) Times for Soil Samples AF56092, and AF56093 Cresol-Xylene
11	Number of containers received match number indicated on COC?	✓			Circle Applicable: No container count on COC Other (describe)
12	Are sample containers identifiable as GEL provided by use of GEL labels?	✓			
13	COC form is properly signed in relinquished/received sections?	✓			Circle Applicable: Not relinquished Other (describe)

Comments (Use Continuation Form if needed):

PM (or PMA) review: Initials JM Date 3-7-23 Page 1 of 1

GL-CHL-SR-001 Rev 7

List of current GEL Certifications as of 03 April 2023

State	Certification
Alabama	42200
Alaska	17-018
Alaska Drinking Water	SC00012
Arkansas	88-0651
CLIA	42D0904046
California	2940
Colorado	SC00012
Connecticut	PH-0169
DoD ELAP/ ISO17025 A2LA	2567.01
Florida NELAP	E87156
Foreign Soils Permit	P330-15-00283, P330-15-00253
Georgia	SC00012
Georgia SDWA	967
Hawaii	SC00012
Idaho	SC00012
Illinois NELAP	200029
Indiana	C-SC-01
Kansas NELAP	E-10332
Kentucky SDWA	90129
Kentucky Wastewater	90129
Louisiana Drinking Water	LA024
Louisiana NELAP	03046 (AI33904)
Maine	2019020
Maryland	270
Massachusetts	M-SC012
Massachusetts PFAS Approv	Letter
Michigan	9976
Mississippi	SC00012
Nebraska	NE-OS-26-13
Nevada	SC000122023-4
New Hampshire NELAP	2054
New Jersey NELAP	SC002
New Mexico	SC00012
New York NELAP	11501
North Carolina	233
North Carolina SDWA	45709
North Dakota	R-158
Oklahoma	2022-160
Pennsylvania NELAP	68-00485
Puerto Rico	SC00012
S. Carolina Radiochem	10120002
Sanitation Districts of L	9255651
South Carolina Chemistry	10120001
Tennessee	TN 02934
Texas NELAP	T104704235-22-20
Utah NELAP	SC000122022-37
Vermont	VT87156
Virginia NELAP	460202
Washington	C780

GEL Laboratories LLC
a member of The GEL Group INC

PO Box 30712 Charleston, SC 29417
2040 Savage Road Charleston, SC 29407
P 843.556.8171
F 843.766.1178

gel.com

March 20, 2023

Ms. Jeanette Gilmetti
Santee Cooper
P.O. Box 2946101
OCO3
Moncks Corner, South Carolina 29461

Re: ABS Lab Analytical
Work Order: 613953

Dear Ms. Gilmetti:

GEL Laboratories, LLC (GEL) appreciates the opportunity to provide the enclosed analytical results for the sample(s) we received on March 10, 2023. This original data report has been prepared and reviewed in accordance with GEL's standard operating procedures.

The samples were delivered with proper chain of custody documentation and signatures. All sample containers arrived without any visible signs of tampering or breakage. There are no additional comments concerning sample receipt.

Test results for NELAP or ISO 17025 accredited tests are verified to meet the requirements of those standards, with any exceptions noted. The results reported relate only to the items tested and to the sample as received by the laboratory. These results may not be reproduced except as full reports without approval by the laboratory. Copies of GEL's accreditations and certifications can be found on our website at www.gel.com.

Our policy is to provide high quality, personalized analytical services to enable you to meet your analytical needs on time every time. We trust that you will find everything in order and to your satisfaction. If you have any questions, please do not hesitate to call me at (843) 556-8171, ext. 4289.

Sincerely,

Heather Millar

Heather Millar for
Julie Robinson
Project Manager

Purchase Order: 398684
Enclosures

GEL LABORATORIES LLC
2040 Savage Road Charleston SC 29407 - (843) 556-8171 - www.gel.com

Certificate of Analysis Report
for

SOOP001 Santee Cooper

Client SDG: 613953 GEL Work Order: 613953

The Qualifiers in this report are defined as follows:

* A quality control analyte recovery is outside of specified acceptance criteria

** Analyte is a Tracer compound

** Analytc is a surrogatc compound

U Analyte was analyzed for, but not detected above the MDL, MDA, MDC or LOD.

Where the analytical method has been performed under NELAP certification, the analysis has met all of the requirements of the NELAC standard unless qualified on the Certificate of Analysis.

The designation ND, if present, appears in the result column when the analyte concentration is not detected above the limit as defined in the 'U' qualifier above.

This data report has been prepared and reviewed in accordance with GEL Laboratories LLC standard operating procedures. Please direct any questions to your Project Manager, Julie Robinson.

Reviewed by Heather Millar

GEL LABORATORIES LLC
2040 Savage Road Charleston SC 29407 - (843) 556-8171 - www.gel.com

Certificate of Analysis

Report Date: March 20, 2023

Company :	Santee Cooper
Address :	P.O. Box 2946101 OCO3 Moncks Corner, South Carolina 29461
Contact:	Ms. Jeanette Gilmetti
Project:	ABS Lab Analytical

Client Sample ID:	AF56414	Project:	SOOP00119
Sample ID:	613953001	Client ID:	SOOP001
Matrix:	Ground Water		
Collect Date:	02-MAR-23 12:46		
Receive Date:	10-MAR-23		
Collector:	Client		

Parameter	Qualifier	Result	DL	RL	Units	PF	DF	Analyst	Date	Time	Batch	Method
Nutrient Analysis												
EPA 353.2 Nitrogen, Nitrate/Nitrite "As Received"												
Nitrogen, Nitrate/Nitrite	U	ND	0.0700	0.200	mg/L		10	AXH3	03/13/23	0951	2395701	1

The following Analytical Methods were performed:

Method	Description	Analyst Comments
1	EPA 353.2 Low Level	

Notes:

Column headers are defined as follows:

DF: Dilution Factor
DL: Detection Limit
MDA: Minimum Detectable Activity
MDC: Minimum Detectable Concentration
Lc/LC: Critical Level
PF: Prep Factor
RL: Reporting Limit
SQL: Sample Quantitation Limit

GEL LABORATORIES LLC
2040 Savage Road Charleston SC 29407 - (843) 556-8171 - www.gel.com

Certificate of Analysis

Report Date: March 20, 2023

Company :	Santee Cooper
Address :	P.O. Box 2946101 OCO3 Moncks Corner, South Carolina 29461
Contact:	Ms. Jeanette Gilmetti
Project:	ABS Lab Analytical

Client Sample ID:	AF56423	Project:	SOOP00119
Sample ID:	613953002	Client ID:	SOOP001
Matrix:	Ground Water		
Collect Date:	02-MAR-23 09:52		
Receive Date:	10-MAR-23		
Collector:	Client		

Parameter	Qualifier	Result	DL	RL	Units	PF	DF	Analyst	Date	Time	Batch	Method
Nutrient Analysis												
EPA 353.2 Nitrogen, Nitrate/Nitrite "As Received"												
Nitrogen, Nitrate/Nitrite	U	ND	0.0700	0.200	mg/L		10	AXH3	03/13/23	0957	2395701	1

The following Analytical Methods were performed:

Method	Description	Analyst Comments
1	EPA 353.2 Low Level	

Notes:

Column headers are defined as follows:

DF: Dilution Factor
DL: Detection Limit
MDA: Minimum Detectable Activity
MDC: Minimum Detectable Concentration
Lc/LC: Critical Level
PF: Prep Factor
RL: Reporting Limit
SQL: Sample Quantitation Limit

GEL LABORATORIES LLC
2040 Savage Road Charleston SC 29407 - (843) 556-8171 - www.gel.com

Certificate of Analysis

Report Date: March 20, 2023

Company :	Santee Cooper
Address :	P.O. Box 2946101 OCO3 Moncks Corner, South Carolina 29461
Contact:	Ms. Jeanette Gilmetti
Project:	ABS Lab Analytical

Client Sample ID:	AF56428	Project:	SOOP00119
Sample ID:	613953003	Client ID:	SOOP001
Matrix:	Ground Water		
Collect Date:	02-MAR-23 10:56		
Receive Date:	10-MAR-23		
Collector:	Client		

Parameter	Qualifier	Result	DL	RL	Units	PF	DF	Analyst	Date	Time	Batch	Method
Nutrient Analysis												
EPA 353.2 Nitrogen, Nitrate/Nitrite "As Received"												
Nitrogen, Nitrate/Nitrite	U	ND	0.0700	0.200	mg/L		10	AXH3	03/13/23	0958	2395701	1

The following Analytical Methods were performed:

Method	Description	Analyst Comments
1	EPA 353.2 Low Level	

Notes:

Column headers are defined as follows:

DF: Dilution Factor
DL: Detection Limit
MDA: Minimum Detectable Activity
MDC: Minimum Detectable Concentration
Lc/LC: Critical Level
PF: Prep Factor
RL: Reporting Limit
SQL: Sample Quantitation Limit

GEL LABORATORIES LLC
2040 Savage Road Charleston SC 29407 - (843) 556-8171 - www.gel.com

Certificate of Analysis

Report Date: March 20, 2023

Company :	Santee Cooper
Address :	P.O. Box 2946101 OCO3 Moncks Corner, South Carolina 29461
Contact:	Ms. Jeanette Gilmetti
Project:	ABS Lab Analytical

Client Sample ID:	AF56406	Project:	SOOP00119
Sample ID:	613953004	Client ID:	SOOP001
Matrix:	Ground Water		
Collect Date:	09-MAR-23 10:29		
Receive Date:	10-MAR-23		
Collector:	Client		

Parameter	Qualifier	Result	DL	RL	Units	PF	DF	Analyst	Date	Time	Batch	Method
Nutrient Analysis												
EPA 353.2 Nitrogen, Nitrate/Nitrite "As Received"												
Nitrogen, Nitrate/Nitrite	U	ND	0.0700	0.200	mg/L		10	AXH3	03/13/23	0959	2395701	1

The following Analytical Methods were performed:

Method	Description	Analyst Comments
1	EPA 353.2 Low Level	

Notes:

Column headers are defined as follows:

DF: Dilution Factor
DL: Detection Limit
MDA: Minimum Detectable Activity
MDC: Minimum Detectable Concentration
Lc/LC: Critical Level
PF: Prep Factor
RL: Reporting Limit
SQL: Sample Quantitation Limit

GEL LABORATORIES LLC
2040 Savage Road Charleston SC 29407 - (843) 556-8171 - www.gel.com

Certificate of Analysis

Report Date: March 20, 2023

Company :	Santee Cooper
Address :	P.O. Box 2946101 OCO3 Moncks Corner, South Carolina 29461
Contact:	Ms. Jeanette Gilmetti
Project:	ABS Lab Analytical

Client Sample ID:	AF56407	Project:	SOOP00119
Sample ID:	613953005	Client ID:	SOOP001
Matrix:	Ground Water		
Collect Date:	09-MAR-23 10:34		
Receive Date:	10-MAR-23		
Collector:	Client		

Parameter	Qualifier	Result	DL	RL	Units	PF	DF	Analyst	Date	Time	Batch	Method
Nutrient Analysis												
EPA 353.2 Nitrogen, Nitrate/Nitrite "As Received"												
Nitrogen, Nitrate/Nitrite	U	ND	0.0700	0.200	mg/L		10	AXH3	03/13/23	1001	2395701	1

The following Analytical Methods were performed:

Method	Description	Analyst Comments
1	EPA 353.2 Low Level	

Notes:

Column headers are defined as follows:

DF: Dilution Factor
DL: Detection Limit
MDA: Minimum Detectable Activity
MDC: Minimum Detectable Concentration
Lc/LC: Critical Level
PF: Prep Factor
RL: Reporting Limit
SQL: Sample Quantitation Limit

GEL LABORATORIES LLC
2040 Savage Road Charleston SC 29407 - (843) 556-8171 - www.gel.com

Certificate of Analysis

Report Date: March 20, 2023

Company :	Santee Cooper
Address :	P.O. Box 2946101 OCO3 Moncks Corner, South Carolina 29461
Contact:	Ms. Jeanette Gilmetti
Project:	ABS Lab Analytical

Client Sample ID:	AF56418	Project:	SOOP00119
Sample ID:	613953006	Client ID:	SOOP001
Matrix:	Ground Water		
Collect Date:	09-MAR-23 12:07		
Receive Date:	10-MAR-23		
Collector:	Client		

Parameter	Qualifier	Result	DL	RL	Units	PF	DF	Analyst	Date	Time	Batch	Method
Nutrient Analysis												
EPA 353.2 Nitrogen, Nitrate/Nitrite "As Received"												
Nitrogen, Nitrate/Nitrite	U	ND	0.0700	0.200	mg/L		10	AXH3	03/13/23	1002	2395701	1

The following Analytical Methods were performed:

Method	Description	Analyst Comments
1	EPA 353.2 Low Level	

Notes:

Column headers are defined as follows:

DF: Dilution Factor
DL: Detection Limit
MDA: Minimum Detectable Activity
MDC: Minimum Detectable Concentration
Lc/LC: Critical Level
PF: Prep Factor
RL: Reporting Limit
SQL: Sample Quantitation Limit

GEL LABORATORIES LLC
2040 Savage Road Charleston SC 29407 - (843) 556-8171 - www.gel.com

Certificate of Analysis

Report Date: March 20, 2023

Company :	Santee Cooper
Address :	P.O. Box 2946101 OCO3 Moncks Corner, South Carolina 29461
Contact:	Ms. Jeanette Gilmetti
Project:	ABS Lab Analytical

Client Sample ID:	AF56422	Project:	SOOP00119
Sample ID:	613953007	Client ID:	SOOP001
Matrix:	Ground Water		
Collect Date:	09-MAR-23 13:19		
Receive Date:	10-MAR-23		
Collector:	Client		

Parameter	Qualifier	Result	DL	RL	Units	PF	DF	Analyst	Date	Time	Batch	Method
Nutrient Analysis												
EPA 353.2 Nitrogen, Nitrate/Nitrite "As Received"												
Nitrogen, Nitrate/Nitrite	U	ND	0.0700	0.200	mg/L		10	AXH3	03/13/23	1003	2395701	1

The following Analytical Methods were performed:

Method	Description	Analyst Comments
1	EPA 353.2 Low Level	

Notes:

Column headers are defined as follows:

DF: Dilution Factor
DL: Detection Limit
MDA: Minimum Detectable Activity
MDC: Minimum Detectable Concentration
Lc/LC: Critical Level
PF: Prep Factor
RL: Reporting Limit
SQL: Sample Quantitation Limit

GEL LABORATORIES LLC
2040 Savage Road Charleston, SC 29407 - (843) 556-8171 - www.gel.com

QC Summary

Report Date: March 20, 2023

Santee Cooper
P.O. Box 2946101
OCO3
Moncks Corner, South Carolina

Contact: **Ms. Jeanette Gilmetti**

Workorder: **613953**

Parmname	NOM	Sample	Qual	QC	Units	RPD%	REC%	Range	Anlst	Date Time
Nutrient Analysis										
Batch 2395701										
QC1205340398 613378004 DUP										
Nitrogen, Nitrate/Nitrite		3.24		3.16	mg/L	2.5		(0%-20%)	AXH3	03/13/23 09:29
QC1205340397 LCS										
Nitrogen, Nitrate/Nitrite	1.00			1.07	mg/L		107	(90%-110%)		03/13/23 09:25
QC1205340396 MB										
Nitrogen, Nitrate/Nitrite			U	ND	mg/L					03/13/23 09:24
QC1205340399 613378004 PS										
Nitrogen, Nitrate/Nitrite	1.00	0.324		1.32	mg/L		99.6	(90%-110%)		03/13/23 09:30

Notes:

The Qualifiers in this report are defined as follows:

U	Analyte was analyzed for, but not detected above the MDL, MDA, MDC or LOD.
J	Value is estimated
X	Consult Case Narrative, Data Summary package, or Project Manager concerning this qualifier
H	Analytical holding time was exceeded
<	Result is less than value reported
>	Result is greater than value reported
h	Preparation or preservation holding time was exceeded
R	Sample results are rejected
Z	Paint Filter Test--Particulates passed through the filter, however no free liquids were observed.
d	5-day BOD--The 2:1 depletion requirement was not met for this sample
^	RPD of sample and duplicate evaluated using +/-RL. Concentrations are <5X the RL. Qualifier Not Applicable for Radiochemistry.
N/A	RPD or %Recovery limits do not apply.
ND	Analyte concentration is not detected above the detection limit
NJ	Consult Case Narrative, Data Summary package, or Project Manager concerning this qualifier
E	General Chemistry--Concentration of the target analyte exceeds the instrument calibration range
Q	One or more quality control criteria have not been met. Refer to the applicable narrative or DER.

QC Summary

Workorder: **613953**

Parmname	NOM	Sample	Qual	QC	Units	RPD%	REC%	Range	Anlst	Date	Time

N1 See case narrative

R Per section 9.3.4.1 of Method 1664 Revision B, due to matrix spike recovery issues, this result may not be reported or used for regulatory compliance purposes.

B The target analyte was detected in the associated blank.

e 5-day BOD--Test replicates show more than 30% difference between high and low values. The data is qualified per the method and can be used for reporting purposes

J See case narrative for an explanation

N/A indicates that spike recovery limits do not apply when sample concentration exceeds spike conc. by a factor of 4 or more or %RPD not applicable.
^ The Relative Percent Difference (RPD) obtained from the sample duplicate (DUP) is evaluated against the acceptance criteria when the sample is greater than five times (5X) the contract required detection limit (RL). In cases where either the sample or duplicate value is less than 5X the RL, a control limit of +/- the RL is used to evaluate the DUP result.
* Indicates that a Quality Control parameter was not within specifications.
For PS, PSD, and SDILT results, the values listed are the measured amounts, not final concentrations.

Where the analytical method has been performed under NELAP certification, the analysis has met all of the requirements of the NELAC standard unless qualified on the QC Summary.

Technical Case Narrative
Santee Cooper
SDG #: 613953

General Chemistry

Product: **Nitrate/Nitrite Cad Redux Low Level**
Analytical Method: EPA 353.2 Low Level
Analytical Procedure: GL-GC-E-128 REV# 11
Analytical Batch: 2395701

The following samples were analyzed using the above methods and analytical procedure(s).

GEL Sample ID#	Client Sample Identification
613953001	AF56414
613953002	AF56423
613953003	AF56428
613953004	AF56406
613953005	AF56407
613953006	AF56418
613953007	AF56422
1205340396	Method Blank (MB)
1205340397	Laboratory Control Sample (LCS)
1205340398	613378004(NonSDG) Sample Duplicate (DUP)
1205340399	613378004(NonSDG) Post Spike (PS)

The samples in this SDG were analyzed on an "as received" basis.

Data Summary:

All sample data provided in this report met the acceptance criteria specified in the analytical methods and procedures for initial calibration, continuing calibration, instrument controls and process controls where applicable, with the following exceptions.

Technical Information

Sample Dilutions
The following samples 1205340398 (Non SDG 613378004DUP) and 1205340399 (Non SDG 613378004PS) were diluted because target analyte concentrations exceeded the calibration range. The following samples 613953001 (AF56414), 613953002 (AF56423), 613953003 (AF56428), 613953004 (AF56406), 613953005 (AF56407), 613953006 (AF56418) and 613953007 (AF56422) in this sample group were diluted due to matrix interference. Dilutions may be required for many reasons, including to minimize matrix interferences or to bring over range target analyte concentrations into the linear calibration range.

Analyte	613953						
	001	002	003	004	005	006	007
Nitrogen, Nitrate/Nitrite	10X	10X	10X	10X	10X	10X	10X

Certification Statement

Where the analytical method has been performed under NELAP certification, the analysis has met all of the requirements of the NELAC standard unless otherwise noted in the analytical case narrative.

613953

Contract Lab Info: GEL Contract Lab Due Date (Lab Only): 3 / 20 / 23 Send report to lcwillia@santeecooper.com & sjbrown@santeecooper.com

Chain of Custody

santee cooper
Santee Cooper
One Riverwood Drive
Moncks Corner, SC 29461
Phone: (843)761-8000 Ext. 5148
Fax: (843)761-4175

Customer Email/Report Recipient: LCWILLIA@santeecooper.com

Date Results Needed by: ___/___/___

Project/Task/Unit #: 125915 / JM02.09.G01.1 / 36500

Rerun request for any flagged QC Yes (No)

Labworks ID # (Internal use only)	Sample Location/ Description	Collection Date	Collection Time	Sample Collector	Total # of containers	Bottle type: (Glass-G/Plastic-P)	Grab (G) or Composite (C)	Matrix(see below)	Preservative (see below)	Comments • Method # • Reporting limit • Misc. sample info • Any other notes	Analysis Group: NO3/NO2			
AF56414	WAP-15	3/2/23	1246	ZDM ML	1	P	G	GW	3/1		X			
23	~~WAP-23~~		0952											
28	WAP-27		1056											
06	WAP-12	3/9/23	1029											
07	WAP-12D		1034											
18	WAP-18		1207											
22	WAP-22		1319											

Relinquished by:	Employee#	Date	Time	Received by:	Employee #	Date	Time
SJBrown	35594	3/10/23	1100	M. Lan	GEL	3/10/23	1100
Relinquished by:	Employee#	Date	Time	Received by:	Employee #	Date	Time
M. Lan	GEL	3.10.23	1620	[signature]	GEL	3/10/23	1620
Relinquished by:	Employee#	Date	Time	Received by:	Employee #	Date	Time

Sample Receiving (Internal Use Only)
TEMP (°C):_____ **Initial:**_____
Correct pH: Yes No
Preservative Lot#:
Date/Time/Init for preservative:

☐ METALS (all)		
☐ Ag	☐ Cu	☐ Sb
☐ Al	☐ Fe	☐ Se
☐ As	☐ K	☐ Sn
☐ B	☐ Li	☐ Sr
☐ Ba	☐ Mg	☐ Ti
☐ Be	☐ Mn	☐ Tl
☐ Ca	☐ Mo	☐ V
☐ Cd	☐ Na	☐ Zn
☐ Co	☐ Ni	☐ Hg
☐ Cr	☐ Pb	☐ CrVI

Nutrients
☐ TOC
☐ DOC
☐ TP/TPO4
☐ NH3-N
☐ F
☐ Cl
☐ NO2
☐ Br
☐ NO3
☐ SO4

MISC.
☐ BTEX
☐ Naphthalene
☐ THM/HAA
☐ VOC
☐ Oil & Grease
☐ E. Coli
☐ Total Coliform
☐ pH
☐ Dissolved As
☐ Dissolved Fe
☐ Rad 226
☐ Rad 228
☐ PCB

Gypsum
☐ Wallboard
☐ Gypsum (all below)
☐ AIM
☐ TOC
☐ Total metals
☐ Soluble Metals
☐ Purity (CaSO4)
☐ % Moisture
☐ Sulfites
☐ pH
☐ Chlorides
☐ Particle Size
☐ Sulfur

Coal
☐ Ultimate
☐ % Moisture
☐ Ash
☐ Sulfur
☐ BTUs
☐ Volatile Matter
☐ CHN
Other Tests:
☐ XRF Scan
☐ HGI
☐ Fineness
☐ Particulate Matter

Flyash
☐ Ammonia
☐ LOI
☐ % Carbon
☐ Mineral Analysis
☐ Sieve
☐ % Moisture

NPDES
☐ Oil & Grease
☐ As
☐ TSS

Oil
☐ Trans. Oil Qual.
☐ %Moisture
☐ Color
☐ Acidity
☐ Dielectric Strength
☐ IFT
☐ Dissolved Gases
☐ Used Oil
☐ Flashpoint
☐ Metals in oil (As,Cd,Cr,Ni,Pb Hg)
☐ TX
☐ GOFER

Matrix codes: GW-groundwater, DW-drinking water, SW-surface water, WW-waste water, BW-boiler water, L-limestone, Oil-oil, S-Soil, SL-solid, C-coal, G-gypsum, FA-flyash, BA-bottom ash, M-misc (describe in comment section)
Preservative code- 1=<4°C 2=HNO_3 3=H_2SO_4 4-HCl 5=$Na_2S_2O_3$ 6-Other (Specify)

GEL Laboratories LLC

SAMPLE RECEIPT & REVIEW FORM

Client: SCOP	SDG/AR/COC/Work Order: 613953
Received By: JW	Date Received: 3/10/23.
Carrier and Tracking Number	Circle Applicable: FedEx Express FedEx Ground UPS Field Services (Courier) Other

Suspected Hazard Information	Yes	No	*If Net Counts > 100cpm on samples not marked "radioactive", contact the Radiation Safety Group for further investigation.
A)Shipped as a DOT Hazardous?		/	Hazard Class Shipped: UN#: If UN2910, Is the Radioactive Shipment Survey Compliant? Yes___ No___
B) Did the client designate the samples are to be received as radioactive?		/	COC notation or radioactive stickers on containers equal client designation.
C) Did the RSO classify the samples as radioactive?		/	Maximum Net Counts Observed* (Observed Counts - Area Background Counts): 0 (CPM) mR/Hr Classified as: Rad 1 Rad 2 Rad 3
D) Did the client designate samples are hazardous?		/	COC notation or hazard labels on containers equal client designation.
E) Did the RSO identify possible hazards?		/	If D or E is yes, select Hazards below. PCB's Flammable Foreign Soil RCRA Asbestos Beryllium Other:

	Sample Receipt Criteria	Yes	NA	No	Comments/Qualifiers (Required for Non-Conforming Items)
1	Shipping containers received intact and sealed?		/		Circle Applicable: Seals broken Damaged container Leaking container Other (describe)
2	Chain of custody documents included with shipment?	/			Circle Applicable: Client contacted and provided COC COC created upon receipt
3	Samples requiring cold preservation within (0 ≤ 6 deg. C)?*	/			Preservation Method: (Wet Ice) Ice Packs Dry ice None Other: *all temperatures are recorded in Celsius TEMP: 2
4	Daily check performed and passed on IR temperature gun?	/			Temperature Device Serial #: IR1-23 Secondary Temperature Device Serial # (If Applicable):
5	Sample containers intact and sealed?	/			Circle Applicable: Seals broken Damaged container Leaking container Other (describe)
6	Samples requiring chemical preservation at proper pH?	/			Sample ID's and Containers Affected: If Preservation added, Lot#:
7	Do any samples require Volatile Analysis?		/		If Yes, are Encores or Soil Kits present for solids? Yes___ No___ NA___(If yes, take to VOA Freezer) Do liquid VOA vials contain acid preservation? Yes___ No___ NA___(If unknown, select No) Are liquid VOA vials free of headspace? Yes___ No___ NA___ Sample ID's and containers affected:
8	Samples received within holding time?	/			ID's and tests affected:
9	Sample ID's on COC match ID's on bottles?	/			ID's and containers affected:
10	Date & time on COC match date & time on bottles?	/			Circle Applicable: No dates on containers No times on containers COC missing info Other (describe)
11	Number of containers received match number indicated on COC?	/			Circle Applicable: No container count on COC Other (describe)
12	Are sample containers identifiable as GEL provided by use of GEL labels?	/			
13	COC form is properly signed in relinquished/received sections?	/			Circle Applicable: Not relinquished Other (describe)

Comments (Use Continuation Form if needed):

PM (or PMA) review: Initials JLW Date 3/13/23 Page 1 of 1

List of current GEL Certifications as of 20 March 2023

State	Certification
Alabama	42200
Alaska	17-018
Alaska Drinking Water	SC00012
Arkansas	88-0651
CLIA	42D0904046
California	2940
Colorado	SC00012
Connecticut	PH-0169
DoD ELAP/ ISO17025 A2LA	2567.01
Florida NELAP	E87156
Foreign Soils Permit	P330-15-00283, P330-15-00253
Georgia	SC00012
Georgia SDWA	967
Hawaii	SC00012
Idaho	SC00012
Illinois NELAP	200029
Indiana	C-SC-01
Kansas NELAP	E-10332
Kentucky SDWA	90129
Kentucky Wastewater	90129
Louisiana Drinking Water	LA024
Louisiana NELAP	03046 (AI33904)
Maine	2019020
Maryland	270
Massachusetts	M-SC012
Massachusetts PFAS Approv	Letter
Michigan	9976
Mississippi	SC00012
Nebraska	NE-OS-26-13
Nevada	SC000122023-4
New Hampshire NELAP	2054
New Jersey NELAP	SC002
New Mexico	SC00012
New York NELAP	11501
North Carolina	233
North Carolina SDWA	45709
North Dakota	R-158
Oklahoma	2022-160
Pennsylvania NELAP	68-00485
Puerto Rico	SC00012
S. Carolina Radiochem	10120002
Sanitation Districts of L	9255651
South Carolina Chemistry	10120001
Tennessee	TN 02934
Texas NELAP	T104704235-22-20
Utah NELAP	SC000122022-37
Vermont	VT87156
Virginia NELAP	460202
Washington	C780

GEL Laboratories LLC
a member of The GEL Group INC

PO Box 30712 Charleston, SC 29417
2040 Savage Road Charleston, SC 29407
P 843.556.8171
F 843.766.1178

gel.com

March 21, 2023

Ms. Jeanette Gilmetti
Santee Cooper
P.O. Box 2946101
OCO3
Moncks Corner, South Carolina 29461

Re: ABS Lab Analytical
Work Order: 613959

Dear Ms. Gilmetti:

GEL Laboratories, LLC (GEL) appreciates the opportunity to provide the enclosed analytical results for the sample(s) we received on March 10, 2023. This original data report has been prepared and reviewed in accordance with GEL's standard operating procedures.

The samples were delivered with proper chain of custody documentation and signatures. All sample containers arrived without any visible signs of tampering or breakage. There are no additional comments concerning sample receipt.

Test results for NELAP or ISO 17025 accredited tests are verified to meet the requirements of those standards, with any exceptions noted. The results reported relate only to the items tested and to the sample as received by the laboratory. These results may not be reproduced except as full reports without approval by the laboratory. Copies of GEL's accreditations and certifications can be found on our website at www.gel.com.

Our policy is to provide high quality, personalized analytical services to enable you to meet your analytical needs on time every time. We trust that you will find everything in order and to your satisfaction. If you have any questions, please do not hesitate to call me at (843) 556-8171, ext. 4289.

Sincerely,

Heather Millar

Heather Millar for
Julie Robinson
Project Manager

Purchase Order: 398684
Enclosures

GEL LABORATORIES LLC
2040 Savage Road Charleston SC 29407 - (843) 556-8171 - www.gel.com

Certificate of Analysis Report
for

SOOP001 Santee Cooper

Client SDG: 613959 GEL Work Order: 613959

The Qualifiers in this report are defined as follows:

* A quality control analyte recovery is outside of specified acceptance criteria
** Analyte is a Tracer compound
** Analyte is a surrogate compound
H Analytical holding time was exceeded
J Value is estimated
U Analyte was analyzed for, but not detected above the MDL, MDA, MDC or LOD.

Where the analytical method has been performed under NELAP certification, the analysis has met all of the requirements of the NELAC standard unless qualified on the Certificate of Analysis.

The designation ND, if present, appears in the result column when the analyte concentration is not detected above the limit as defined in the 'U' qualifier above.

This data report has been prepared and reviewed in accordance with GEL Laboratories LLC standard operating procedures. Please direct any questions to your Project Manager, Julie Robinson.

Reviewed by Heather Millar

GEL LABORATORIES LLC
2040 Savage Road Charleston SC 29407 - (843) 556-8171 - www.gel.com

Certificate of Analysis

Report Date: March 21, 2023

Company : Santee Cooper
Address : P.O. Box 2946101
OCO3
Moncks Corner, South Carolina 29461
Contact: Ms. Jeanette Gilmetti
Project: ABS Lab Analytical

Client Sample ID: AF56409
Sample ID: 613959001
Matrix: Ground Water
Collect Date: 06-MAR-23 12:14
Receive Date: 10-MAR-23
Collector: Client

Project: SOOP00119
Client ID: SOOP001

Parameter	Qualifier	Result	DL	RL	Units	PF	DF	Analyst	Date	Time	Batch	Method
Carbon Analysis												
SM 5310 B Total Organic Carbon "As Received"												
Total Organic Carbon Average		8.36	0.660	2.00	mg/L		2	TSM	03/21/23	0112	2397544	1
Spectrometric Analysis												
SM 4500-S(2-) D Sulfide "As Received"												
Total Sulfide	H	198	13.2	40.0	mg/L		400	HH2	03/14/23	1759	2397596	2
Titration and Ion Analysis												
SM 2320B Total Alkalinity "As Received"												
Alkalinity, Total as CaCO3		344	2.42	6.67	mg/L			EK1	03/13/23	1409	2397768	3
Bicarbonate alkalinity (CaCO3)		344	2.42	6.67	mg/L							
Carbonate alkalinity (CaCO3)	U	ND	2.42	6.67	mg/L							

The following Analytical Methods were performed:

Method	Description	Analyst Comments
1	SM 5310 B	
2	SM 4500-S (2-) D	
3	SM 2320B	

Notes:

Column headers are defined as follows:

DF: Dilution Factor
DL: Detection Limit
MDA: Minimum Detectable Activity
MDC: Minimum Detectable Concentration
Lc/LC: Critical Level
PF: Prep Factor
RL: Reporting Limit
SQL: Sample Quantitation Limit

GEL LABORATORIES LLC
2040 Savage Road Charleston SC 29407 - (843) 556-8171 - www.gel.com

Certificate of Analysis

Report Date: March 21, 2023

Company :	Santee Cooper
Address :	P.O. Box 2946101 OCO3 Moncks Corner, South Carolina 29461
Contact:	Ms. Jeanette Gilmetti
Project:	ABS Lab Analytical

Client Sample ID:	AF56409	Project:	SOOP00119
Sample ID:	613959002	Client ID:	SOOP001
Matrix:	Ground Water		
Collect Date:	06-MAR-23 12:14		
Receive Date:	10-MAR-23		
Collector:	Client		

Parameter	Qualifier	Result	DL	RL	Units	PF	DF	Analyst	Date	Time	Batch	Method
Carbon Analysis												
SM 5310 B Dissolved Organic Carbon "As Received"												
Dissolved Organic Carbon Average		8.18	0.660	2.00	mg/L		2	TSM	03/20/23	1639	2399632	1

The following Prep Methods were performed:

Method	Description	Analyst	Date	Time	Prep Batch
EPA 160	Laboratory Filtration - DOC	TSM	03/17/23	1237	2397540
EPA 160	Laboratory Filtration - DOC	TSM	03/15/23	1135	2397540

The following Analytical Methods were performed:

Method	Description	Analyst Comments
1	SM 5310 B	

Notes:

Column headers are defined as follows:

DF: Dilution Factor	Lc/LC: Critical Level
DL: Detection Limit	PF: Prep Factor
MDA: Minimum Detectable Activity	RL: Reporting Limit
MDC: Minimum Detectable Concentration	SQL: Sample Quantitation Limit

GEL LABORATORIES LLC
2040 Savage Road Charleston SC 29407 - (843) 556-8171 - www.gel.com

Certificate of Analysis

Report Date: March 21, 2023

Company : Santee Cooper
Address : P.O. Box 2946101
OCO3
Moncks Corner, South Carolina 29461
Contact: Ms. Jeanette Gilmetti
Project: ABS Lab Analytical

Client Sample ID: AF56410
Sample ID: 613959003
Matrix: Ground Water
Collect Date: 06-MAR-23 12:19
Receive Date: 10-MAR-23
Collector: Client

Project: SOOP00119
Client ID: SOOP001

Parameter	Qualifier	Result	DL	RL	Units	PF	DF	Analyst	Date	Time	Batch	Method
Carbon Analysis												
SM 5310 B Total Organic Carbon "As Received"												
Total Organic Carbon Average		8.00	0.660	2.00	mg/L		2	TSM	03/21/23	0217	2397544	1
Spectrometric Analysis												
SM 4500-S(2-) D Sulfide "As Received"												
Total Sulfide	H	69.6	6.60	20.0	mg/L		200	HH2	03/14/23	1759	2397596	2
Titration and Ion Analysis												
SM 2320B Total Alkalinity "As Received"												
Alkalinity, Total as CaCO3		339	2.07	5.71	mg/L			EK1	03/13/23	1420	2397768	3
Bicarbonate alkalinity (CaCO3)		339	2.07	5.71	mg/L							
Carbonate alkalinity (CaCO3)	U	ND	2.07	5.71	mg/L							

The following Analytical Methods were performed:

Method	Description	Analyst Comments
1	SM 5310 B	
2	SM 4500-S (2-) D	
3	SM 2320B	

Notes:

Column headers are defined as follows:

DF: Dilution Factor
DL: Detection Limit
MDA: Minimum Detectable Activity
MDC: Minimum Detectable Concentration
Lc/LC: Critical Level
PF: Prep Factor
RL: Reporting Limit
SQL: Sample Quantitation Limit

GEL LABORATORIES LLC
2040 Savage Road Charleston SC 29407 - (843) 556-8171 - www.gel.com

Certificate of Analysis

Report Date: March 21, 2023

Company :	Santee Cooper
Address :	P.O. Box 2946101 OCO3 Moncks Corner, South Carolina 29461
Contact:	Ms. Jeanette Gilmetti
Project:	ABS Lab Analytical

Client Sample ID:	AF56410	Project:	SOOP00119
Sample ID:	613959004	Client ID:	SOOP001
Matrix:	Ground Water		
Collect Date:	06-MAR-23 12:19		
Receive Date:	10-MAR-23		
Collector:	Client		

Parameter	Qualifier	Result	DL	RL	Units	PF	DF	Analyst	Date	Time	Batch	Method
Carbon Analysis												
SM 5310 B Dissolved Organic Carbon "As Received"												
Dissolved Organic Carbon Average		10.7	1.65	5.00	mg/L		5	TSM	03/16/23	1637	2399632	1

The following Prep Methods were performed:

Method	Description	Analyst	Date	Time	Prep Batch
EPA 160	Laboratory Filtration - DOC	TSM	03/15/23	1135	2397540

The following Analytical Methods were performed:

Method	Description	Analyst Comments
1	SM 5310 B	

Notes:

Column headers are defined as follows:

DF: Dilution Factor	Lc/LC: Critical Level
DL: Detection Limit	PF: Prep Factor
MDA: Minimum Detectable Activity	RL: Reporting Limit
MDC: Minimum Detectable Concentration	SQL: Sample Quantitation Limit

GEL LABORATORIES LLC
2040 Savage Road Charleston SC 29407 - (843) 556-8171 - www.gel.com

Certificate of Analysis

Report Date: March 21, 2023

Company : Santee Cooper
Address : P.O. Box 2946101
OCO3
Moncks Corner, South Carolina 29461
Contact: Ms. Jeanette Gilmetti
Project: ABS Lab Analytical

Client Sample ID: AF56411
Sample ID: 613959005
Matrix: Ground Water
Collect Date: 06-MAR-23 11:08
Receive Date: 10-MAR-23
Collector: Client

Project: SOOP00119
Client ID: SOOP001

Parameter	Qualifier	Result	DL	RL	Units	PF	DF	Analyst	Date	Time	Batch	Method
Carbon Analysis												
SM 5310 B Total Organic Carbon "As Received"												
Total Organic Carbon Average		4.17	0.330	1.00	mg/L		1	TSM	03/21/23	0239	2397544	1
Spectrometric Analysis												
SM 4500-S(2-) D Sulfide "As Received"												
Total Sulfide	H	59.2	3.30	10.0	mg/L		100	HH2	03/14/23	1759	2397596	2
Titration and Ion Analysis												
SM 2320B Total Alkalinity "As Received"												
Alkalinity, Total as CaCO3		221	2.07	5.71	mg/L			EK1	03/13/23	1426	2397768	3
Bicarbonate alkalinity (CaCO3)		221	2.07	5.71	mg/L							
Carbonate alkalinity (CaCO3)	U	ND	2.07	5.71	mg/L							

The following Analytical Methods were performed:

Method	Description	Analyst Comments
1	SM 5310 B	
2	SM 4500-S (2-) D	
3	SM 2320B	

Notes:

Column headers are defined as follows:

DF: Dilution Factor
DL: Detection Limit
MDA: Minimum Detectable Activity
MDC: Minimum Detectable Concentration
Lc/LC: Critical Level
PF: Prep Factor
RL: Reporting Limit
SQL: Sample Quantitation Limit

GEL LABORATORIES LLC
2040 Savage Road Charleston SC 29407 - (843) 556-8171 - www.gel.com

Certificate of Analysis

Report Date: March 21, 2023

Company :	Santee Cooper
Address :	P.O. Box 2946101 OCO3 Moncks Corner, South Carolina 29461
Contact:	Ms. Jeanette Gilmetti
Project:	ABS Lab Analytical

Client Sample ID:	AF56411	Project:	SOOP00119
Sample ID:	613959006	Client ID:	SOOP001
Matrix:	Ground Water		
Collect Date:	06-MAR-23 11:08		
Receive Date:	10-MAR-23		
Collector:	Client		

Parameter	Qualifier	Result	DL	RL	Units	PF	DF	Analyst	Date	Time	Batch	Method
Carbon Analysis												
SM 5310 B Dissolved Organic Carbon "As Received"												
Dissolved Organic Carbon Average		6.08	1.65	5.00	mg/L		5	TSM	03/16/23	1658	2399632	1

The following Prep Methods were performed:

Method	Description	Analyst	Date	Time	Prep Batch
EPA 160	Laboratory Filtration - DOC	TSM	03/15/23	1135	2397540

The following Analytical Methods were performed:

Method	Description	Analyst Comments
1	SM 5310 B	

Notes:

Column headers are defined as follows:

DF: Dilution Factor	Lc/LC: Critical Level
DL: Detection Limit	PF: Prep Factor
MDA: Minimum Detectable Activity	RL: Reporting Limit
MDC: Minimum Detectable Concentration	SQL: Sample Quantitation Limit

GEL LABORATORIES LLC
2040 Savage Road Charleston SC 29407 - (843) 556-8171 - www.gel.com

Certificate of Analysis

Report Date: March 21, 2023

Company : Santee Cooper
Address : P.O. Box 2946101
OCO3
Moncks Corner, South Carolina 29461
Contact: Ms. Jeanette Gilmetti
Project: ABS Lab Analytical

Client Sample ID: AF56412
Sample ID: 613959007
Matrix: Ground Water
Collect Date: 06-MAR-23 15:15
Receive Date: 10-MAR-23
Collector: Client

Project: SOOP00119
Client ID: SOOP001

Parameter	Qualifier	Result	DL	RL	Units	PF	DF	Analyst	Date	Time	Batch	Method
Carbon Analysis												
SM 5310 B Total Organic Carbon "As Received"												
Total Organic Carbon Average		2.81	0.330	1.00	mg/L		1	TSM	03/21/23	0301	2397544	1
Spectrometric Analysis												
SM 4500-S(2-) D Sulfide "As Received"												
Total Sulfide	UH	ND	0.825	2.50	mg/L		25	HH2	03/14/23	1759	2397596	2
Titration and Ion Analysis												
SM 2320B Total Alkalinity "As Received"												
Alkalinity, Total as CaCO3		157	2.07	5.71	mg/L			EK1	03/13/23	1431	2397768	3
Bicarbonate alkalinity (CaCO3)		157	2.07	5.71	mg/L							
Carbonate alkalinity (CaCO3)	U	ND	2.07	5.71	mg/L							

The following Analytical Methods were performed:

Method	Description	Analyst Comments
1	SM 5310 B	
2	SM 4500-S (2-) D	
3	SM 2320B	

Notes:

Column headers are defined as follows:

DF: Dilution Factor
DL: Detection Limit
MDA: Minimum Detectable Activity
MDC: Minimum Detectable Concentration
Lc/LC: Critical Level
PF: Prep Factor
RL: Reporting Limit
SQL: Sample Quantitation Limit

GEL LABORATORIES LLC
2040 Savage Road Charleston SC 29407 - (843) 556-8171 - www.gel.com

Certificate of Analysis

Report Date: March 21, 2023

Company :	Santee Cooper
Address :	P.O. Box 2946101 OCO3 Moncks Corner, South Carolina 29461
Contact:	Ms. Jeanette Gilmetti
Project:	ABS Lab Analytical

Client Sample ID:	AF56412	Project:	SOOP00119
Sample ID:	613959008	Client ID:	SOOP001
Matrix:	Ground Water		
Collect Date:	06-MAR-23 15:15		
Receive Date:	10-MAR-23		
Collector:	Client		

Parameter	Qualifier	Result	DL	RL	Units	PF	DF	Analyst	Date	Time	Batch	Method
Carbon Analysis												
SM 5310 B Dissolved Organic Carbon "As Received"												
Dissolved Organic Carbon Average		3.44	0.330	1.00	mg/L		1	TSM	03/20/23	1744	2399632	1

The following Prep Methods were performed:

Method	Description	Analyst	Date	Time	Prep Batch
EPA 160	Laboratory Filtration - DOC	TSM	03/15/23	1135	2397540
EPA 160	Laboratory Filtration - DOC	TSM	03/17/23	1237	2397540

The following Analytical Methods were performed:

Method	Description	Analyst Comments
1	SM 5310 B	

Notes:

Column headers are defined as follows:

DF: Dilution Factor
DL: Detection Limit
MDA: Minimum Detectable Activity
MDC: Minimum Detectable Concentration
Lc/LC: Critical Level
PF: Prep Factor
RL: Reporting Limit
SQL: Sample Quantitation Limit

GEL LABORATORIES LLC
2040 Savage Road Charleston SC 29407 - (843) 556-8171 - www.gel.com

Certificate of Analysis

Report Date: March 21, 2023

Company : Santee Cooper
Address : P.O. Box 2946101
OCO3
Moncks Corner, South Carolina 29461
Contact: Ms. Jeanette Gilmetti
Project: ABS Lab Analytical

Client Sample ID: AF56413
Sample ID: 613959009
Matrix: Ground Water
Collect Date: 06-MAR-23 13:41
Receive Date: 10-MAR-23
Collector: Client

Project: SOOP00119
Client ID: SOOP001

Parameter	Qualifier	Result	DL	RL	Units	PF	DF	Analyst	Date	Time	Batch	Method
Carbon Analysis												
SM 5310 B Total Organic Carbon "As Received"												
Total Organic Carbon Average	J	0.895	0.330	1.00	mg/L		1	TSM	03/21/23	0323	2397544	1
Spectrometric Analysis												
SM 4500-S(2-) D Sulfide "As Received"												
Total Sulfide	U	ND	0.0330	0.100	mg/L		1	HH2	03/13/23	1924	2396527	2
Titration and Ion Analysis												
SM 2320B Total Alkalinity "As Received"												
Alkalinity, Total as CaCO3		104	2.07	5.71	mg/L			EK1	03/13/23	1434	2397768	3
Bicarbonate alkalinity (CaCO3)		104	2.07	5.71	mg/L							
Carbonate alkalinity (CaCO3)	U	ND	2.07	5.71	mg/L							

The following Analytical Methods were performed:

Method	Description	Analyst Comments
1	SM 5310 B	
2	SM 4500-S (2-) D	
3	SM 2320B	

Notes:

Column headers are defined as follows:

DF: Dilution Factor
DL: Detection Limit
MDA: Minimum Detectable Activity
MDC: Minimum Detectable Concentration
Lc/LC: Critical Level
PF: Prep Factor
RL: Reporting Limit
SQL: Sample Quantitation Limit

GEL LABORATORIES LLC
2040 Savage Road Charleston SC 29407 - (843) 556-8171 - www.gel.com

Certificate of Analysis

Report Date: March 21, 2023

Company :	Santee Cooper
Address :	P.O. Box 2946101 OCO3 Moncks Corner, South Carolina 29461
Contact:	Ms. Jeanette Gilmetti
Project:	ABS Lab Analytical

Client Sample ID:	AF56413	Project:	SOOP00119
Sample ID:	613959010	Client ID:	SOOP001
Matrix:	Ground Water		
Collect Date:	06-MAR-23 13:41		
Receive Date:	10-MAR-23		
Collector:	Client		

Parameter	Qualifier	Result	DL	RL	Units	PF	DF	Analyst	Date	Time	Batch	Method
Carbon Analysis												
SM 5310 B Dissolved Organic Carbon "As Received"												
Dissolved Organic Carbon Average		1.61	0.330	1.00	mg/L		1	TSM	03/16/23	1740	2399632	1

The following Prep Methods were performed:

Method	Description	Analyst	Date	Time	Prep Batch
EPA 160	Laboratory Filtration - DOC	TSM	03/15/23	1135	2397540

The following Analytical Methods were performed:

Method	Description	Analyst Comments
1	SM 5310 B	

Notes:

Column headers are defined as follows:

DF: Dilution Factor	Lc/LC: Critical Level
DL: Detection Limit	PF: Prep Factor
MDA: Minimum Detectable Activity	RL: Reporting Limit
MDC: Minimum Detectable Concentration	SQL: Sample Quantitation Limit

GEL LABORATORIES LLC
2040 Savage Road Charleston SC 29407 - (843) 556-8171 - www.gel.com

Certificate of Analysis

Report Date: March 21, 2023

Company : Santee Cooper
Address : P.O. Box 2946101
OCO3
Moncks Corner, South Carolina 29461
Contact: Ms. Jeanette Gilmetti
Project: ABS Lab Analytical

Client Sample ID: AF56430
Sample ID: 613959011
Matrix: Ground Water
Collect Date: 06-MAR-23 10:10
Receive Date: 10-MAR-23
Collector: Client

Project: SOOP00119
Client ID: SOOP001

Parameter	Qualifier	Result	DL	RL	Units	PF	DF	Analyst	Date	Time	Batch	Method
Carbon Analysis												
SM 5310 B Total Organic Carbon "As Received"												
Total Organic Carbon Average		3.76	0.330	1.00	mg/L		1	TSM	03/21/23	0405	2397544	1
Spectrometric Analysis												
SM 4500-S(2-) D Sulfide "As Received"												
Total Sulfide	U	ND	0.0330	0.100	mg/L		1	HH2	03/13/23	1924	2396527	2
Titration and Ion Analysis												
SM 2320B Total Alkalinity "As Received"												
Alkalinity, Total as CaCO3		126	2.07	5.71	mg/L			EK1	03/13/23	1439	2397768	3
Bicarbonate alkalinity (CaCO3)		126	2.07	5.71	mg/L							
Carbonate alkalinity (CaCO3)	U	ND	2.07	5.71	mg/L							

The following Analytical Methods were performed:

Method	Description	Analyst Comments
1	SM 5310 B	
2	SM 4500-S (2-) D	
3	SM 2320B	

Notes:

Column headers are defined as follows:

DF: Dilution Factor
DL: Detection Limit
MDA: Minimum Detectable Activity
MDC: Minimum Detectable Concentration
Lc/LC: Critical Level
PF: Prep Factor
RL: Reporting Limit
SQL: Sample Quantitation Limit

GEL LABORATORIES LLC
2040 Savage Road Charleston SC 29407 - (843) 556-8171 - www.gel.com

Certificate of Analysis

Report Date: March 21, 2023

Company :	Santee Cooper
Address :	P.O. Box 2946101 OCO3 Moncks Corner, South Carolina 29461
Contact:	Ms. Jeanette Gilmetti
Project:	ABS Lab Analytical

Client Sample ID:	AF56430	Project:	SOOP00119
Sample ID:	613959012	Client ID:	SOOP001
Matrix:	Ground Water		
Collect Date:	06-MAR-23 10:10		
Receive Date:	10-MAR-23		
Collector:	Client		

Parameter	Qualifier	Result	DL	RL	Units	PF	DF	Analyst	Date	Time	Batch	Method
Carbon Analysis												
SM 5310 B Dissolved Organic Carbon "As Received"												
Dissolved Organic Carbon Average		4.42	0.330	1.00	mg/L		1	TSM	03/16/23	1824	2399632	1

The following Prep Methods were performed:

Method	Description	Analyst	Date	Time	Prep Batch
EPA 160	Laboratory Filtration - DOC	TSM	03/15/23	1135	2397540

The following Analytical Methods were performed:

Method	Description	Analyst Comments
1	SM 5310 B	

Notes:

Column headers are defined as follows:

DF: Dilution Factor	Lc/LC: Critical Level
DL: Detection Limit	PF: Prep Factor
MDA: Minimum Detectable Activity	RL: Reporting Limit
MDC: Minimum Detectable Concentration	SQL: Sample Quantitation Limit

GEL LABORATORIES LLC
2040 Savage Road Charleston SC 29407 - (843) 556-8171 - www.gel.com

Certificate of Analysis

Report Date: March 21, 2023

Company : Santee Cooper
Address : P.O. Box 2946101
OCO3
Moncks Corner, South Carolina 29461
Contact: Ms. Jeanette Gilmetti
Project: ABS Lab Analytical

Client Sample ID: AF56419
Sample ID: 613959013
Matrix: Ground Water
Collect Date: 07-MAR-23 14:51
Receive Date: 10-MAR-23
Collector: Client

Project: SOOP00119
Client ID: SOOP001

Parameter	Qualifier	Result	DL	RL	Units	PF	DF	Analyst	Date	Time	Batch	Method
Carbon Analysis												
SM 5310 B Total Organic Carbon "As Received"												
Total Organic Carbon Average		10.6	0.330	1.00	mg/L		1	TSM	03/21/23	0427	2397544	1
Spectrometric Analysis												
SM 4500-S(2-) D Sulfide "As Received"												
Total Sulfide	U	ND	0.0330	0.100	mg/L		1	HH2	03/13/23	1925	2396527	2
Titration and Ion Analysis												
SM 2320B Total Alkalinity "As Received"												
Alkalinity, Total as CaCO3		222	2.07	5.71	mg/L			EK1	03/13/23	1441	2397768	3
Bicarbonate alkalinity (CaCO3)		222	2.07	5.71	mg/L							
Carbonate alkalinity (CaCO3)	U	ND	2.07	5.71	mg/L							

The following Analytical Methods were performed:

Method	Description	Analyst Comments
1	SM 5310 B	
2	SM 4500-S (2-) D	
3	SM 2320B	

Notes:

Column headers are defined as follows:

DF: Dilution Factor
DL: Detection Limit
MDA: Minimum Detectable Activity
MDC: Minimum Detectable Concentration
Lc/LC: Critical Level
PF: Prep Factor
RL: Reporting Limit
SQL: Sample Quantitation Limit

GEL LABORATORIES LLC
2040 Savage Road Charleston SC 29407 - (843) 556-8171 - www.gel.com

Certificate of Analysis

Report Date: March 21, 2023

Company :	Santee Cooper
Address :	P.O. Box 2946101 OCO3 Moncks Corner, South Carolina 29461
Contact:	Ms. Jeanette Gilmetti
Project:	ABS Lab Analytical

Client Sample ID:	AF56419	Project:	SOOP00119
Sample ID:	613959014	Client ID:	SOOP001
Matrix:	Ground Water		
Collect Date:	07-MAR-23 14:51		
Receive Date:	10-MAR-23		
Collector:	Client		

Parameter	Qualifier	Result	DL	RL	Units	PF	DF	Analyst	Date	Time	Batch	Method
Carbon Analysis												
SM 5310 B Dissolved Organic Carbon "As Received"												
Dissolved Organic Carbon Average		8.47	0.330	1.00	mg/L		1	TSM	03/16/23	1846	2399632	1

The following Prep Methods were performed:

Method	Description	Analyst	Date	Time	Prep Batch
EPA 160	Laboratory Filtration - DOC	TSM	03/15/23	1135	2397540

The following Analytical Methods were performed:

Method	Description	Analyst Comments
1	SM 5310 B	

Notes:

Column headers are defined as follows:

DF: Dilution Factor	Lc/LC: Critical Level
DL: Detection Limit	PF: Prep Factor
MDA: Minimum Detectable Activity	RL: Reporting Limit
MDC: Minimum Detectable Concentration	SQL: Sample Quantitation Limit

GEL LABORATORIES LLC
2040 Savage Road Charleston SC 29407 - (843) 556-8171 - www.gel.com

Certificate of Analysis

Report Date: March 21, 2023

Company : Santee Cooper
Address : P.O. Box 2946101
OCO3
Moncks Corner, South Carolina 29461
Contact: Ms. Jeanette Gilmetti
Project: ABS Lab Analytical

Client Sample ID: AF56425
Sample ID: 613959015
Matrix: Ground Water
Collect Date: 07-MAR-23 12:49
Receive Date: 10-MAR-23
Collector: Client

Project: SOOP00119
Client ID: SOOP001

Parameter	Qualifier	Result	DL	RL	Units	PF	DF	Analyst	Date	Time	Batch	Method
Carbon Analysis												
SM 5310 B Total Organic Carbon "As Received"												
Total Organic Carbon Average		2.77	0.330	1.00	mg/L		1	TSM	03/21/23	0447	2397544	1
Spectrometric Analysis												
SM 4500-S(2-) D Sulfide "As Received"												
Total Sulfide	U	ND	0.0330	0.100	mg/L		1	HH2	03/13/23	1907	2395803	2
Titration and Ion Analysis												
SM 2320B Total Alkalinity "As Received"												
Alkalinity, Total as CaCO3		183	2.07	5.71	mg/L			EK1	03/13/23	1444	2397768	3
Bicarbonate alkalinity (CaCO3)		183	2.07	5.71	mg/L							
Carbonate alkalinity (CaCO3)	U	ND	2.07	5.71	mg/L							

The following Analytical Methods were performed:

Method	Description	Analyst Comments
1	SM 5310 B	
2	SM 4500-S (2-) D	
3	SM 2320B	

Notes:

Column headers are defined as follows:

DF: Dilution Factor
DL: Detection Limit
MDA: Minimum Detectable Activity
MDC: Minimum Detectable Concentration
Lc/LC: Critical Level
PF: Prep Factor
RL: Reporting Limit
SQL: Sample Quantitation Limit

GEL LABORATORIES LLC
2040 Savage Road Charleston SC 29407 - (843) 556-8171 - www.gel.com

Certificate of Analysis

Report Date: March 21, 2023

Company :	Santee Cooper
Address :	P.O. Box 2946101 OCO3 Moncks Corner, South Carolina 29461
Contact:	Ms. Jeanette Gilmetti
Project:	ABS Lab Analytical

Client Sample ID:	AF56425	Project:	SOOP00119
Sample ID:	613959016	Client ID:	SOOP001
Matrix:	Ground Water		
Collect Date:	07-MAR-23 12:49		
Receive Date:	10-MAR-23		
Collector:	Client		

Parameter	Qualifier	Result	DL	RL	Units	PF	DF	Analyst	Date	Time	Batch	Method
Carbon Analysis												
SM 5310 B Dissolved Organic Carbon "As Received"												
Dissolved Organic Carbon Average		3.09	0.330	1.00	mg/L		1	TSM	03/16/23	1906	2399632	1

The following Prep Methods were performed:

Method	Description	Analyst	Date	Time	Prep Batch
EPA 160	Laboratory Filtration - DOC	TSM	03/15/23	1135	2397540

The following Analytical Methods were performed:

Method	Description	Analyst Comments
1	SM 5310 B	

Notes:

Column headers are defined as follows:

DF: Dilution Factor	Lc/LC: Critical Level
DL: Detection Limit	PF: Prep Factor
MDA: Minimum Detectable Activity	RL: Reporting Limit
MDC: Minimum Detectable Concentration	SQL: Sample Quantitation Limit

GEL LABORATORIES LLC
2040 Savage Road Charleston SC 29407 - (843) 556-8171 - www.gel.com

Certificate of Analysis

Report Date: March 21, 2023

Company :	Santee Cooper
Address :	P.O. Box 2946101 OCO3 Moncks Corner, South Carolina 29461
Contact:	Ms. Jeanette Gilmetti
Project:	ABS Lab Analytical

Client Sample ID:	AF56426	Project:	SOOP00119
Sample ID:	613959017	Client ID:	SOOP001
Matrix:	Ground Water		
Collect Date:	07-MAR-23 10:22		
Receive Date:	10-MAR-23		
Collector:	Client		

Parameter	Qualifier	Result	DL	RL	Units	PF	DF	Analyst	Date	Time	Batch	Method
Carbon Analysis												
SM 5310 B Total Organic Carbon "As Received"												
Total Organic Carbon Average		1.05	0.330	1.00	mg/L		1	TSM	03/21/23	0507	2397544	1
Spectrometric Analysis												
SM 4500-S(2-) D Sulfide "As Received"												
Total Sulfide	U	ND	0.0330	0.100	mg/L		1	HH2	03/13/23	1907	2395803	2
Titration and Ion Analysis												
SM 2320B Total Alkalinity "As Received"												
Alkalinity, Total as CaCO3		7.14	2.07	5.71	mg/L			EK1	03/13/23	1447	2397768	3
Bicarbonate alkalinity (CaCO3)		7.14	2.07	5.71	mg/L							
Carbonate alkalinity (CaCO3)	U	ND	2.07	5.71	mg/L							

The following Analytical Methods were performed:

Method	Description	Analyst Comments
1	SM 5310 B	
2	SM 4500-S (2-) D	
3	SM 2320B	

Notes:

Column headers are defined as follows:

DF: Dilution Factor	Lc/LC: Critical Level
DL: Detection Limit	PF: Prep Factor
MDA: Minimum Detectable Activity	RL: Reporting Limit
MDC: Minimum Detectable Concentration	SQL: Sample Quantitation Limit

GEL LABORATORIES LLC
2040 Savage Road Charleston SC 29407 - (843) 556-8171 - www.gel.com

Certificate of Analysis

Report Date: March 21, 2023

Company :	Santee Cooper
Address :	P.O. Box 2946101 OCO3 Moncks Corner, South Carolina 29461
Contact:	Ms. Jeanette Gilmetti
Project:	ABS Lab Analytical

Client Sample ID:	AF56426	Project:	SOOP00119
Sample ID:	613959018	Client ID:	SOOP001
Matrix:	Ground Water		
Collect Date:	07-MAR-23 10:22		
Receive Date:	10-MAR-23		
Collector:	Client		

Parameter	Qualifier	Result	DL	RL	Units	PF	DF	Analyst	Date	Time	Batch	Method
Carbon Analysis												
SM 5310 B Dissolved Organic Carbon "As Received"												
Dissolved Organic Carbon Average	J	0.864	0.330	1.00	mg/L		1	TSM	03/16/23	1926	2399632	1

The following Prep Methods were performed:

Method	Description	Analyst	Date	Time	Prep Batch
EPA 160	Laboratory Filtration - DOC	TSM	03/15/23	1135	2397540

The following Analytical Methods were performed:

Method	Description	Analyst Comments
1	SM 5310 B	

Notes:

Column headers are defined as follows:

DF: Dilution Factor	Lc/LC: Critical Level
DL: Detection Limit	PF: Prep Factor
MDA: Minimum Detectable Activity	RL: Reporting Limit
MDC: Minimum Detectable Concentration	SQL: Sample Quantitation Limit

GEL LABORATORIES LLC
2040 Savage Road Charleston SC 29407 - (843) 556-8171 - www.gel.com

Certificate of Analysis

Report Date: March 21, 2023

Company : Santee Cooper
Address : P.O. Box 2946101
OCO3
Moncks Corner, South Carolina 29461
Contact: Ms. Jeanette Gilmetti
Project: ABS Lab Analytical

Client Sample ID: AF56427
Sample ID: 613959019
Matrix: Ground Water
Collect Date: 07-MAR-23 10:27
Receive Date: 10-MAR-23
Collector: Client

Project: SOOP00119
Client ID: SOOP001

Parameter	Qualifier	Result	DL	RL	Units	PF	DF	Analyst	Date	Time	Batch	Method
Carbon Analysis												
SM 5310 B Total Organic Carbon "As Received"												
Total Organic Carbon Average	J	0.730	0.330	1.00	mg/L		1	TSM	03/21/23	0526	2397544	1
Spectrometric Analysis												
SM 4500-S(2-) D Sulfide "As Received"												
Total Sulfide	J	0.0420	0.0330	0.100	mg/L		1	HH2	03/14/23	1759	2397596	2
Titration and Ion Analysis												
SM 2320B Total Alkalinity "As Received"												
Alkalinity, Total as CaCO3		10.3	2.07	5.71	mg/L			EK1	03/13/23	1450	2397768	3
Bicarbonate alkalinity (CaCO3)		10.3	2.07	5.71	mg/L							
Carbonate alkalinity (CaCO3)	U	ND	2.07	5.71	mg/L							

The following Analytical Methods were performed:

Method	Description	Analyst Comments
1	SM 5310 B	
2	SM 4500-S (2-) D	
3	SM 2320B	

Notes:

Column headers are defined as follows:

DF: Dilution Factor
DL: Detection Limit
MDA: Minimum Detectable Activity
MDC: Minimum Detectable Concentration
Lc/LC: Critical Level
PF: Prep Factor
RL: Reporting Limit
SQL: Sample Quantitation Limit

GEL LABORATORIES LLC
2040 Savage Road Charleston SC 29407 - (843) 556-8171 - www.gel.com

Certificate of Analysis

Report Date: March 21, 2023

Company :	Santee Cooper
Address :	P.O. Box 2946101 OCO3 Moncks Corner, South Carolina 29461
Contact:	Ms. Jeanette Gilmetti
Project:	ABS Lab Analytical

Client Sample ID:	AF56427	Project:	SOOP00119
Sample ID:	613959020	Client ID:	SOOP001
Matrix:	Ground Water		
Collect Date:	07-MAR-23 10:27		
Receive Date:	10-MAR-23		
Collector:	Client		

Parameter	Qualifier	Result	DL	RL	Units	PF	DF	Analyst	Date	Time	Batch	Method
Carbon Analysis												
SM 5310 B Dissolved Organic Carbon "As Received"												
Dissolved Organic Carbon Average	J	0.950	0.330	1.00	mg/L		1	TSM	03/16/23	1947	2399632	1

The following Prep Methods were performed:

Method	Description	Analyst	Date	Time	Prep Batch
EPA 160	Laboratory Filtration - DOC	TSM	03/15/23	1135	2397540

The following Analytical Methods were performed:

Method	Description	Analyst Comments
1	SM 5310 B	

Notes:

Column headers are defined as follows:

DF: Dilution Factor
DL: Detection Limit
MDA: Minimum Detectable Activity
MDC: Minimum Detectable Concentration
Lc/LC: Critical Level
PF: Prep Factor
RL: Reporting Limit
SQL: Sample Quantitation Limit

GEL LABORATORIES LLC
2040 Savage Road Charleston SC 29407 - (843) 556-8171 - www.gel.com

Certificate of Analysis

Report Date: March 21, 2023

Company : Santee Cooper
Address : P.O. Box 2946101
OCO3
Moncks Corner, South Carolina 29461
Contact: Ms. Jeanette Gilmetti
Project: ABS Lab Analytical

Client Sample ID: AF56408
Sample ID: 613959021
Matrix: Ground Water
Collect Date: 08-MAR-23 13:38
Receive Date: 10-MAR-23
Collector: Client

Project: SOOP00119
Client ID: SOOP001

Parameter	Qualifier	Result	DL	RL	Units	PF	DF	Analyst	Date	Time	Batch	Method
Carbon Analysis												
SM 5310 B Total Organic Carbon "As Received"												
Total Organic Carbon Average		9.05	0.330	1.00	mg/L		1	TSM	03/21/23	0546	2397544	1
Spectrometric Analysis												
SM 4500-S(2-) D Sulfide "As Received"												
Total Sulfide	U	ND	0.0330	0.100	mg/L		1	HH2	03/14/23	1759	2397596	2
Titration and Ion Analysis												
SM 2320B Total Alkalinity "As Received"												
Alkalinity, Total as CaCO3		481	2.07	5.71	mg/L			EK1	03/13/23	1456	2397768	3
Bicarbonate alkalinity (CaCO3)		481	2.07	5.71	mg/L							
Carbonate alkalinity (CaCO3)	U	ND	2.07	5.71	mg/L							

The following Analytical Methods were performed:

Method	Description	Analyst Comments
1	SM 5310 B	
2	SM 4500-S (2-) D	
3	SM 2320B	

Notes:

Column headers are defined as follows:

DF: Dilution Factor
DL: Detection Limit
MDA: Minimum Detectable Activity
MDC: Minimum Detectable Concentration
Lc/LC: Critical Level
PF: Prep Factor
RL: Reporting Limit
SQL: Sample Quantitation Limit

GEL LABORATORIES LLC
2040 Savage Road Charleston SC 29407 - (843) 556-8171 - www.gel.com

Certificate of Analysis

Report Date: March 21, 2023

Company :	Santee Cooper
Address :	P.O. Box 2946101 OCO3 Moncks Corner, South Carolina 29461
Contact:	Ms. Jeanette Gilmetti
Project:	ABS Lab Analytical

Client Sample ID:	AF56408	Project:	SOOP00119
Sample ID:	613959022	Client ID:	SOOP001
Matrix:	Ground Water		
Collect Date:	08-MAR-23 13:38		
Receive Date:	10-MAR-23		
Collector:	Client		

Parameter	Qualifier	Result	DL	RL	Units	PF	DF	Analyst	Date	Time	Batch	Method
Carbon Analysis												
SM 5310 B Dissolved Organic Carbon "As Received"												
Dissolved Organic Carbon Average		7.68	0.330	1.00	mg/L		1	TSM	03/20/23	1806	2399632	1

The following Prep Methods were performed:

Method	Description	Analyst	Date	Time	Prep Batch
EPA 160	Laboratory Filtration - DOC	TSM	03/15/23	1135	2397540
EPA 160	Laboratory Filtration - DOC	TSM	03/17/23	1237	2397540

The following Analytical Methods were performed:

Method	Description	Analyst Comments
1	SM 5310 B	

Notes:

Column headers are defined as follows:

DF: Dilution Factor
DL: Detection Limit
MDA: Minimum Detectable Activity
MDC: Minimum Detectable Concentration
Lc/LC: Critical Level
PF: Prep Factor
RL: Reporting Limit
SQL: Sample Quantitation Limit

GEL LABORATORIES LLC
2040 Savage Road Charleston SC 29407 - (843) 556-8171 - www.gel.com

Certificate of Analysis

Report Date: March 21, 2023

Company :	Santee Cooper
Address :	P.O. Box 2946101 OCO3 Moncks Corner, South Carolina 29461
Contact:	Ms. Jeanette Gilmetti
Project:	ABS Lab Analytical

Client Sample ID:	AF56415	Project:	SOOP00119
Sample ID:	613959023	Client ID:	SOOP001
Matrix:	Ground Water		
Collect Date:	08-MAR-23 15:13		
Receive Date:	10-MAR-23		
Collector:	Client		

Parameter	Qualifier	Result	DL	RL	Units	PF	DF	Analyst	Date	Time	Batch	Method
Carbon Analysis												
SM 5310 B Total Organic Carbon "As Received"												
Total Organic Carbon Average		21.1	0.660	2.00	mg/L		2	TSM	03/21/23	0608	2397544	1
Spectrometric Analysis												
SM 4500-S(2-) D Sulfide "As Received"												
Total Sulfide	U	ND	0.0330	0.100	mg/L		1	HH2	03/14/23	1759	2397596	2
Titration and Ion Analysis												
SM 2320B Total Alkalinity "As Received"												
Alkalinity, Total as CaCO3		322	2.07	5.71	mg/L			EK1	03/13/23	1507	2397768	3
Bicarbonate alkalinity (CaCO3)		322	2.07	5.71	mg/L							
Carbonate alkalinity (CaCO3)	U	ND	2.07	5.71	mg/L							

The following Analytical Methods were performed:

Method	Description	Analyst Comments
1	SM 5310 B	
2	SM 4500-S (2-) D	
3	SM 2320B	

Notes:

Column headers are defined as follows:

DF: Dilution Factor	Lc/LC: Critical Level
DL: Detection Limit	PF: Prep Factor
MDA: Minimum Detectable Activity	RL: Reporting Limit
MDC: Minimum Detectable Concentration	SQL: Sample Quantitation Limit

GEL LABORATORIES LLC
2040 Savage Road Charleston SC 29407 - (843) 556-8171 - www.gel.com

Certificate of Analysis

Report Date: March 21, 2023

Company :	Santee Cooper
Address :	P.O. Box 2946101 OCO3 Moncks Corner, South Carolina 29461
Contact:	Ms. Jeanette Gilmetti
Project:	ABS Lab Analytical

Client Sample ID:	AF56415	Project:	SOOP00119
Sample ID:	613959024	Client ID:	SOOP001
Matrix:	Ground Water		
Collect Date:	08-MAR-23 15:13		
Receive Date:	10-MAR-23		
Collector:	Client		

Parameter	Qualifier	Result	DL	RL	Units	PF	DF	Analyst	Date	Time	Batch	Method
Carbon Analysis												
SM 5310 B Dissolved Organic Carbon "As Received"												
Dissolved Organic Carbon Average		19.2	0.330	1.00	mg/L		1	TSM	03/16/23	2114	2399632	1

The following Prep Methods were performed:

Method	Description	Analyst	Date	Time	Prep Batch
EPA 160	Laboratory Filtration - DOC	TSM	03/15/23	1135	2397540

The following Analytical Methods were performed:

Method	Description	Analyst Comments
1	SM 5310 B	

Notes:

Column headers are defined as follows:

DF: Dilution Factor	Lc/LC: Critical Level
DL: Detection Limit	PF: Prep Factor
MDA: Minimum Detectable Activity	RL: Reporting Limit
MDC: Minimum Detectable Concentration	SQL: Sample Quantitation Limit

GEL LABORATORIES LLC
2040 Savage Road Charleston SC 29407 - (843) 556-8171 - www.gel.com

Certificate of Analysis

Report Date: March 21, 2023

Company : Santee Cooper
Address : P.O. Box 2946101
OCO3
Moncks Corner, South Carolina 29461
Contact: Ms. Jeanette Gilmetti
Project: ABS Lab Analytical

Client Sample ID: AF56416
Sample ID: 613959025
Matrix: Ground Water
Collect Date: 08-MAR-23 10:09
Receive Date: 10-MAR-23
Collector: Client

Project: SOOP00119
Client ID: SOOP001

Parameter	Qualifier	Result	DL	RL	Units	PF	DF	Analyst	Date	Time	Batch	Method
Carbon Analysis												
SM 5310 B Total Organic Carbon "As Received"												
Total Organic Carbon Average		10.1	0.330	1.00	mg/L		1	TSM	03/21/23	0708	2397544	1
Spectrometric Analysis												
SM 4500-S(2-) D Sulfide "As Received"												
Total Sulfide	J	0.0396	0.0330	0.100	mg/L		1	HH2	03/14/23	1759	2397596	2
Titration and Ion Analysis												
SM 2320B Total Alkalinity "As Received"												
Alkalinity, Total as CaCO3		67.4	2.07	5.71	mg/L			EK1	03/13/23	1511	2397768	3
Bicarbonate alkalinity (CaCO3)		67.4	2.07	5.71	mg/L							
Carbonate alkalinity (CaCO3)	U	ND	2.07	5.71	mg/L							

The following Analytical Methods were performed:

Method	Description	Analyst Comments
1	SM 5310 B	
2	SM 4500-S (2-) D	
3	SM 2320B	

Notes:

Column headers are defined as follows:

DF: Dilution Factor
DL: Detection Limit
MDA: Minimum Detectable Activity
MDC: Minimum Detectable Concentration
Lc/LC: Critical Level
PF: Prep Factor
RL: Reporting Limit
SQL: Sample Quantitation Limit

GEL LABORATORIES LLC
2040 Savage Road Charleston SC 29407 - (843) 556-8171 - www.gel.com

Certificate of Analysis

Report Date: March 21, 2023

Company :	Santee Cooper
Address :	P.O. Box 2946101 OCO3 Moncks Corner, South Carolina 29461
Contact:	Ms. Jeanette Gilmetti
Project:	ABS Lab Analytical

Client Sample ID:	AF56416	Project:	SOOP00119
Sample ID:	613959026	Client ID:	SOOP001
Matrix:	Ground Water		
Collect Date:	08-MAR-23 10:09		
Receive Date:	10-MAR-23		
Collector:	Client		

Parameter	Qualifier	Result	DL	RL	Units	PF	DF	Analyst	Date	Time	Batch	Method
Carbon Analysis												
SM 5310 B Dissolved Organic Carbon "As Received"												
Dissolved Organic Carbon Average		10.1	0.330	1.00	mg/L		1	TSM	03/16/23	2134	2399632	1

The following Prep Methods were performed:

Method	Description	Analyst	Date	Time	Prep Batch
EPA 160	Laboratory Filtration - DOC	TSM	03/15/23	1135	2397540

The following Analytical Methods were performed:

Method	Description	Analyst Comments
1	SM 5310 B	

Notes:

Column headers are defined as follows:

DF: Dilution Factor	Lc/LC: Critical Level
DL: Detection Limit	PF: Prep Factor
MDA: Minimum Detectable Activity	RL: Reporting Limit
MDC: Minimum Detectable Concentration	SQL: Sample Quantitation Limit

GEL LABORATORIES LLC
2040 Savage Road Charleston SC 29407 - (843) 556-8171 - www.gel.com

Certificate of Analysis

Report Date: March 21, 2023

Company : Santee Cooper
Address : P.O. Box 2946101
OCO3
Moncks Corner, South Carolina 29461
Contact: Ms. Jeanette Gilmetti
Project: ABS Lab Analytical

Client Sample ID: AF56417
Sample ID: 613959027
Matrix: Ground Water
Collect Date: 08-MAR-23 10:14
Receive Date: 10-MAR-23
Collector: Client

Project: SOOP00119
Client ID: SOOP001

Parameter	Qualifier	Result	DL	RL	Units	PF	DF	Analyst	Date	Time	Batch	Method
Carbon Analysis												
SM 5310 B Total Organic Carbon "As Received"												
Total Organic Carbon Average		10.5	0.330	1.00	mg/L		1	TSM	03/21/23	0750	2397544	1
Spectrometric Analysis												
SM 4500-S(2-) D Sulfide "As Received"												
Total Sulfide	U	ND	0.0330	0.100	mg/L		1	HH2	03/14/23	1759	2397596	2
Titration and Ion Analysis												
SM 2320B Total Alkalinity "As Received"												
Alkalinity, Total as CaCO3		59.4	2.07	5.71	mg/L			EK1	03/13/23	1513	2397768	3
Bicarbonate alkalinity (CaCO3)		59.4	2.07	5.71	mg/L							
Carbonate alkalinity (CaCO3)	U	ND	2.07	5.71	mg/L							

The following Analytical Methods were performed:

Method	Description	Analyst Comments
1	SM 5310 B	
2	SM 4500-S (2-) D	
3	SM 2320B	

Notes:

Column headers are defined as follows:

DF: Dilution Factor
DL: Detection Limit
MDA: Minimum Detectable Activity
MDC: Minimum Detectable Concentration
Lc/LC: Critical Level
PF: Prep Factor
RL: Reporting Limit
SQL: Sample Quantitation Limit

GEL LABORATORIES LLC
2040 Savage Road Charleston SC 29407 - (843) 556-8171 - www.gel.com

Certificate of Analysis

Report Date: March 21, 2023

Company :	Santee Cooper
Address :	P.O. Box 2946101 OCO3 Moncks Corner, South Carolina 29461
Contact:	Ms. Jeanette Gilmetti
Project:	ABS Lab Analytical

Client Sample ID:	AF56417	Project:	SOOP00119
Sample ID:	613959028	Client ID:	SOOP001
Matrix:	Ground Water		
Collect Date:	08-MAR-23 10:14		
Receive Date:	10-MAR-23		
Collector:	Client		

Parameter	Qualifier	Result	DL	RL	Units	PF	DF	Analyst	Date	Time	Batch	Method
Carbon Analysis												
SM 5310 B Dissolved Organic Carbon "As Received"												
Dissolved Organic Carbon Average		10.7	0.330	1.00	mg/L		1	TSM	03/16/23	2216	2399632	1

The following Prep Methods were performed:

Method	Description	Analyst	Date	Time	Prep Batch
EPA 160	Laboratory Filtration - DOC	TSM	03/15/23	1135	2397540

The following Analytical Methods were performed:

Method	Description	Analyst Comments
1	SM 5310 B	

Notes:

Column headers are defined as follows:

DF: Dilution Factor	Lc/LC: Critical Level
DL: Detection Limit	PF: Prep Factor
MDA: Minimum Detectable Activity	RL: Reporting Limit
MDC: Minimum Detectable Concentration	SQL: Sample Quantitation Limit

GEL LABORATORIES LLC
2040 Savage Road Charleston SC 29407 - (843) 556-8171 - www.gel.com

Certificate of Analysis

Report Date: March 21, 2023

Company : Santee Cooper
Address : P.O. Box 2946101
OCO3
Moncks Corner, South Carolina 29461
Contact: Ms. Jeanette Gilmetti
Project: ABS Lab Analytical

Client Sample ID: AF56429
Sample ID: 613959029
Matrix: Ground Water
Collect Date: 08-MAR-23 12:12
Receive Date: 10-MAR-23
Collector: Client

Project: SOOP00119
Client ID: SOOP001

Parameter	Qualifier	Result	DL	RL	Units	PF	DF	Analyst	Date	Time	Batch	Method
Carbon Analysis												
SM 5310 B Total Organic Carbon "As Received"												
Total Organic Carbon Average		2.31	0.330	1.00	mg/L		1	TSM	03/21/23	0810	2397544	1
Spectrometric Analysis												
SM 4500-S(2-) D Sulfide "As Received"												
Total Sulfide	U	ND	0.0330	0.100	mg/L		1	HH2	03/14/23	1759	2397596	2
Titration and Ion Analysis												
SM 2320B Total Alkalinity "As Received"												
Alkalinity, Total as CaCO3		13.1	2.07	5.71	mg/L			EK1	03/13/23	1515	2397768	3
Bicarbonate alkalinity (CaCO3)		13.1	2.07	5.71	mg/L							
Carbonate alkalinity (CaCO3)	U	ND	2.07	5.71	mg/L							

The following Analytical Methods were performed:

Method	Description	Analyst Comments
1	SM 5310 B	
2	SM 4500-S (2-) D	
3	SM 2320B	

Notes:

Column headers are defined as follows:

DF: Dilution Factor
DL: Detection Limit
MDA: Minimum Detectable Activity
MDC: Minimum Detectable Concentration
Lc/LC: Critical Level
PF: Prep Factor
RL: Reporting Limit
SQL: Sample Quantitation Limit

GEL LABORATORIES LLC
2040 Savage Road Charleston SC 29407 - (843) 556-8171 - www.gel.com

Certificate of Analysis

Report Date: March 21, 2023

Company :	Santee Cooper
Address :	P.O. Box 2946101 OCO3 Moncks Corner, South Carolina 29461
Contact:	Ms. Jeanette Gilmetti
Project:	ABS Lab Analytical

Client Sample ID:	AF56429	Project:	SOOP00119
Sample ID:	613959030	Client ID:	SOOP001
Matrix:	Ground Water		
Collect Date:	08-MAR-23 12:12		
Receive Date:	10-MAR-23		
Collector:	Client		

Parameter	Qualifier	Result	DL	RL	Units	PF	DF	Analyst	Date	Time	Batch	Method
Carbon Analysis												
SM 5310 B Dissolved Organic Carbon "As Received"												
Dissolved Organic Carbon Average		2.22	0.330	1.00	mg/L		1	TSM	03/16/23	2236	2399632	1

The following Prep Methods were performed:

Method	Description	Analyst	Date	Time	Prep Batch
EPA 160	Laboratory Filtration - DOC	TSM	03/15/23	1135	2397540

The following Analytical Methods were performed:

Method	Description	Analyst Comments
1	SM 5310 B	

Notes:

Column headers are defined as follows:

DF: Dilution Factor	Lc/LC: Critical Level
DL: Detection Limit	PF: Prep Factor
MDA: Minimum Detectable Activity	RL: Reporting Limit
MDC: Minimum Detectable Concentration	SQL: Sample Quantitation Limit

GEL LABORATORIES LLC
2040 Savage Road Charleston SC 29407 - (843) 556-8171 - www.gel.com

Certificate of Analysis

Report Date: March 21, 2023

Company :	Santee Cooper
Address :	P.O. Box 2946101 OCO3 Moncks Corner, South Carolina 29461
Contact:	Ms. Jeanette Gilmetti
Project:	ABS Lab Analytical

Client Sample ID:	AF56406	Project:	SOOP00119
Sample ID:	613959031	Client ID:	SOOP001
Matrix:	Ground Water		
Collect Date:	09-MAR-23 10:29		
Receive Date:	10-MAR-23		
Collector:	Client		

Parameter	Qualifier	Result	DL	RL	Units	PF	DF	Analyst	Date	Time	Batch	Method
Carbon Analysis												
SM 5310 B Total Organic Carbon "As Received"												
Total Organic Carbon Average		7.15	0.330	1.00	mg/L		1	TSM	03/21/23	0830	2397544	1
Spectrometric Analysis												
SM 4500-S(2-) D Sulfide "As Received"												
Total Sulfide	U	ND	0.0330	0.100	mg/L		1	HH2	03/14/23	1759	2397596	2
Titration and Ion Analysis												
SM 2320B Total Alkalinity "As Received"												
Alkalinity, Total as CaCO3	J	5.43	2.07	5.71	mg/L			EK1	03/13/23	1518	2397768	3
Bicarbonate alkalinity (CaCO3)	J	5.43	2.07	5.71	mg/L							
Carbonate alkalinity (CaCO3)	U	ND	2.07	5.71	mg/L							

The following Analytical Methods were performed:

Method	Description	Analyst Comments
1	SM 5310 B	
2	SM 4500-S (2-) D	
3	SM 2320B	

Notes:

Column headers are defined as follows:

DF: Dilution Factor
DL: Detection Limit
MDA: Minimum Detectable Activity
MDC: Minimum Detectable Concentration
Lc/LC: Critical Level
PF: Prep Factor
RL: Reporting Limit
SQL: Sample Quantitation Limit

GEL LABORATORIES LLC
2040 Savage Road Charleston SC 29407 - (843) 556-8171 - www.gel.com

Certificate of Analysis

Report Date: March 21, 2023

Company :	Santee Cooper
Address :	P.O. Box 2946101 OCO3 Moncks Corner, South Carolina 29461
Contact:	Ms. Jeanette Gilmetti
Project:	ABS Lab Analytical

Client Sample ID:	AF56406	Project:	SOOP00119
Sample ID:	613959032	Client ID:	SOOP001
Matrix:	Ground Water		
Collect Date:	09-MAR-23 10:29		
Receive Date:	10-MAR-23		
Collector:	Client		

Parameter	Qualifier	Result	DL	RL	Units	PF	DF	Analyst	Date	Time	Batch	Method
Carbon Analysis												
SM 5310 B Dissolved Organic Carbon "As Received"												
Dissolved Organic Carbon Average		6.20	0.330	1.00	mg/L		1	TSM	03/16/23	2257	2399632	1

The following Prep Methods were performed:

Method	Description	Analyst	Date	Time	Prep Batch
EPA 160	Laboratory Filtration - DOC	TSM	03/15/23	1135	2397540

The following Analytical Methods were performed:

Method	Description	Analyst Comments
1	SM 5310 B	

Notes:

Column headers are defined as follows:

DF: Dilution Factor	Lc/LC: Critical Level
DL: Detection Limit	PF: Prep Factor
MDA: Minimum Detectable Activity	RL: Reporting Limit
MDC: Minimum Detectable Concentration	SQL: Sample Quantitation Limit

GEL LABORATORIES LLC
2040 Savage Road Charleston SC 29407 - (843) 556-8171 - www.gel.com

Certificate of Analysis

Report Date: March 21, 2023

Company : Santee Cooper
Address : P.O. Box 2946101
OCO3
Moncks Corner, South Carolina 29461
Contact: Ms. Jeanette Gilmetti
Project: ABS Lab Analytical

Client Sample ID: AF56407
Sample ID: 613959033
Matrix: Ground Water
Collect Date: 09-MAR-23 10:34
Receive Date: 10-MAR-23
Collector: Client

Project: SOOP00119
Client ID: SOOP001

Parameter	Qualifier	Result	DL	RL	Units	PF	DF	Analyst	Date	Time	Batch	Method
Carbon Analysis												
SM 5310 B Total Organic Carbon "As Received"												
Total Organic Carbon Average		7.16	0.330	1.00	mg/L		1	TSM	03/21/23	0850	2397544	1
Spectrometric Analysis												
SM 4500-S(2-) D Sulfide "As Received"												
Total Sulfide	U	ND	0.0330	0.100	mg/L		1	HH2	03/14/23	1759	2397596	2
Titration and Ion Analysis												
SM 2320B Total Alkalinity "As Received"												
Alkalinity, Total as CaCO3		7.14	2.07	5.71	mg/L			EK1	03/13/23	1521	2397768	3
Bicarbonate alkalinity (CaCO3)		7.14	2.07	5.71	mg/L							
Carbonate alkalinity (CaCO3)	U	ND	2.07	5.71	mg/L							

The following Analytical Methods were performed:

Method	Description	Analyst Comments
1	SM 5310 B	
2	SM 4500-S (2-) D	
3	SM 2320B	

Notes:

Column headers are defined as follows:

DF: Dilution Factor
DL: Detection Limit
MDA: Minimum Detectable Activity
MDC: Minimum Detectable Concentration
Lc/LC: Critical Level
PF: Prep Factor
RL: Reporting Limit
SQL: Sample Quantitation Limit

GEL LABORATORIES LLC
2040 Savage Road Charleston SC 29407 - (843) 556-8171 - www.gel.com

Certificate of Analysis

Report Date: March 21, 2023

Company :	Santee Cooper
Address :	P.O. Box 2946101 OCO3 Moncks Corner, South Carolina 29461
Contact:	Ms. Jeanette Gilmetti
Project:	ABS Lab Analytical

Client Sample ID:	AF56407	Project:	SOOP00119
Sample ID:	613959034	Client ID:	SOOP001
Matrix:	Ground Water		
Collect Date:	09-MAR-23 10:34		
Receive Date:	10-MAR-23		
Collector:	Client		

Parameter	Qualifier	Result	DL	RL	Units	PF	DF	Analyst	Date	Time	Batch	Method
Carbon Analysis												
SM 5310 B Dissolved Organic Carbon "As Received"												
Dissolved Organic Carbon Average		6.25	0.330	1.00	mg/L		1	TSM	03/16/23	2317	2399632	1

The following Prep Methods were performed:

Method	Description	Analyst	Date	Time	Prep Batch
EPA 160	Laboratory Filtration - DOC	TSM	03/15/23	1135	2397540

The following Analytical Methods were performed:

Method	Description	Analyst Comments
1	SM 5310 B	

Notes:

Column headers are defined as follows:

DF: Dilution Factor	Lc/LC: Critical Level
DL: Detection Limit	PF: Prep Factor
MDA: Minimum Detectable Activity	RL: Reporting Limit
MDC: Minimum Detectable Concentration	SQL: Sample Quantitation Limit

GEL LABORATORIES LLC
2040 Savage Road Charleston SC 29407 - (843) 556-8171 - www.gel.com

Certificate of Analysis

Report Date: March 21, 2023

Company : Santee Cooper
Address : P.O. Box 2946101
OCO3
Moncks Corner, South Carolina 29461
Contact: Ms. Jeanette Gilmetti
Project: ABS Lab Analytical

Client Sample ID: AF56418
Sample ID: 613959035
Matrix: Ground Water
Collect Date: 09-MAR-23 12:07
Receive Date: 10-MAR-23
Collector: Client

Project: SOOP00119
Client ID: SOOP001

Parameter	Qualifier	Result	DL	RL	Units	PF	DF	Analyst	Date	Time	Batch	Method
Carbon Analysis												
SM 5310 B Total Organic Carbon "As Received"												
Total Organic Carbon Average		10.3	0.330	1.00	mg/L		1	TSM	03/21/23	0910	2397544	1
Spectrometric Analysis												
SM 4500-S(2-) D Sulfide "As Received"												
Total Sulfide	U	ND	0.0330	0.100	mg/L		1	HH2	03/14/23	1759	2397596	2
Titration and Ion Analysis												
SM 2320B Total Alkalinity "As Received"												
Alkalinity, Total as CaCO3		32.0	2.07	5.71	mg/L			EK1	03/13/23	1523	2397768	3
Bicarbonate alkalinity (CaCO3)		32.0	2.07	5.71	mg/L							
Carbonate alkalinity (CaCO3)	U	ND	2.07	5.71	mg/L							

The following Analytical Methods were performed:

Method	Description	Analyst Comments
1	SM 5310 B	
2	SM 4500-S (2-) D	
3	SM 2320B	

Notes:

Column headers are defined as follows:

DF: Dilution Factor
DL: Detection Limit
MDA: Minimum Detectable Activity
MDC: Minimum Detectable Concentration
Lc/LC: Critical Level
PF: Prep Factor
RL: Reporting Limit
SQL: Sample Quantitation Limit

GEL LABORATORIES LLC
2040 Savage Road Charleston SC 29407 - (843) 556-8171 - www.gel.com

Certificate of Analysis

Report Date: March 21, 2023

Company :	Santee Cooper
Address :	P.O. Box 2946101 OCO3 Moncks Corner, South Carolina 29461
Contact:	Ms. Jeanette Gilmetti
Project:	ABS Lab Analytical

Client Sample ID:	AF56418	Project:	SOOP00119
Sample ID:	613959036	Client ID:	SOOP001
Matrix:	Ground Water		
Collect Date:	09-MAR-23 12:07		
Receive Date:	10-MAR-23		
Collector:	Client		

Parameter	Qualifier	Result	DL	RL	Units	PF	DF	Analyst	Date	Time	Batch	Method
Carbon Analysis												
SM 5310 B Dissolved Organic Carbon "As Received"												
Dissolved Organic Carbon Average		10.1	0.330	1.00	mg/L		1	TSM	03/16/23	2337	2399632	1

The following Prep Methods were performed:

Method	Description	Analyst	Date	Time	Prep Batch
EPA 160	Laboratory Filtration - DOC	TSM	03/15/23	1135	2397540

The following Analytical Methods were performed:

Method	Description	Analyst Comments
1	SM 5310 B	

Notes:

Column headers are defined as follows:

DF: Dilution Factor	Lc/LC: Critical Level
DL: Detection Limit	PF: Prep Factor
MDA: Minimum Detectable Activity	RL: Reporting Limit
MDC: Minimum Detectable Concentration	SQL: Sample Quantitation Limit

GEL LABORATORIES LLC
2040 Savage Road Charleston SC 29407 - (843) 556-8171 - www.gel.com

Certificate of Analysis

Report Date: March 21, 2023

Company : Santee Cooper
Address : P.O. Box 2946101
OCO3
Moncks Corner, South Carolina 29461
Contact: Ms. Jeanette Gilmetti
Project: ABS Lab Analytical

Client Sample ID: AF56422
Sample ID: 613959037
Matrix: Ground Water
Collect Date: 09-MAR-23 13:19
Receive Date: 10-MAR-23
Collector: Client

Project: SOOP00119
Client ID: SOOP001

Parameter	Qualifier	Result	DL	RL	Units	PF	DF	Analyst	Date	Time	Batch	Method
Carbon Analysis												
SM 5310 B Total Organic Carbon "As Received"												
Total Organic Carbon Average		3.78	0.330	1.00	mg/L		1	TSM	03/21/23	0930	2397544	1
Spectrometric Analysis												
SM 4500-S(2-) D Sulfide "As Received"												
Total Sulfide	U	ND	0.0330	0.100	mg/L		1	HH2	03/14/23	1759	2397596	2
Titration and Ion Analysis												
SM 2320B Total Alkalinity "As Received"												
Alkalinity, Total as CaCO3		282	2.07	5.71	mg/L			EK1	03/13/23	1524	2397768	3
Bicarbonate alkalinity (CaCO3)		282	2.07	5.71	mg/L							
Carbonate alkalinity (CaCO3)	U	ND	2.07	5.71	mg/L							

The following Analytical Methods were performed:

Method	Description	Analyst Comments
1	SM 5310 B	
2	SM 4500-S (2-) D	
3	SM 2320B	

Notes:

Column headers are defined as follows:

DF: Dilution Factor
DL: Detection Limit
MDA: Minimum Detectable Activity
MDC: Minimum Detectable Concentration
Lc/LC: Critical Level
PF: Prep Factor
RL: Reporting Limit
SQL: Sample Quantitation Limit

GEL LABORATORIES LLC
2040 Savage Road Charleston SC 29407 - (843) 556-8171 - www.gel.com

Certificate of Analysis

Report Date: March 21, 2023

Company :	Santee Cooper
Address :	P.O. Box 2946101 OCO3 Moncks Corner, South Carolina 29461
Contact:	Ms. Jeanette Gilmetti
Project:	ABS Lab Analytical

Client Sample ID:	AF56422	Project:	SOOP00119
Sample ID:	613959038	Client ID:	SOOP001
Matrix:	Ground Water		
Collect Date:	09-MAR-23 13:19		
Receive Date:	10-MAR-23		
Collector:	Client		

Parameter	Qualifier	Result	DL	RL	Units	PF	DF	Analyst	Date	Time	Batch	Method
Carbon Analysis												
SM 5310 B Dissolved Organic Carbon "As Received"												
Dissolved Organic Carbon Average		2.90	0.330	1.00	mg/L		1	TSM	03/16/23	2357	2399632	1

The following Prep Methods were performed:

Method	Description	Analyst	Date	Time	Prep Batch
EPA 160	Laboratory Filtration - DOC	TSM	03/15/23	1135	2397540

The following Analytical Methods were performed:

Method	Description	Analyst Comments
1	SM 5310 B	

Notes:

Column headers are defined as follows:

DF: Dilution Factor	Lc/LC: Critical Level
DL: Detection Limit	PF: Prep Factor
MDA: Minimum Detectable Activity	RL: Reporting Limit
MDC: Minimum Detectable Concentration	SQL: Sample Quantitation Limit

QC Summary

Report Date: March 21, 2023

Santee Cooper
P.O. Box 2946101
OCO3
Moncks Corner, South Carolina

Contact: **Ms. Jeanette Gilmetti**

Workorder: **613959**

Parmname	NOM	Sample	Qual	QC	Units	RPD%	REC%	Range	Anlst	Date Time
Carbon Analysis										
Batch 2397544										
QC1205343816 613959001 DUP										
Total Organic Carbon Average		8.36		8.18	mg/L	2.15 ^		(+/-2.00)	TSM	03/21/23 01:34
QC1205343817 613959023 DUP										
Total Organic Carbon Average		21.1		21.1	mg/L	0.104		(0%-20%)		03/21/23 06:28
QC1205343815 LCS										
Total Organic Carbon Average	10.0			9.96	mg/L		99.6	(80%-120%)		03/21/23 00:38
QC1205343814 MB										
Total Organic Carbon Average			U	ND	mg/L					03/21/23 00:28
QC1205343818 613959001 PS										
Total Organic Carbon Average	10.0	4.18		13.4	mg/L		92.5	(65%-120%)		03/21/23 01:56
QC1205343819 613959023 PS										
Total Organic Carbon Average	10.0	10.5		22.1	mg/L		116	(65%-120%)		03/21/23 06:48
Batch 2399632										
QC1205343804 613959002 DUP										
Dissolved Organic Carbon Average		8.18		8.04	mg/L	1.78 ^		(+/-2.00)	TSM	03/20/23 17:01
QC1205343805 613959022 DUP										
Dissolved Organic Carbon Average		7.68		7.55	mg/L	1.75		(0%-20%)		03/20/23 18:29
QC1205343803 FB										
Dissolved Organic Carbon Average			U	ND	mg/L					03/16/23 15:12
Dissolved Organic Carbon Average			U	ND	mg/L					03/20/23 16:29

QC Summary

Workorder: **613959**

Parmname	NOM	Sample	Qual	QC	Units	RPD%	REC%	Range	Anlst	Date Time
Carbon Analysis										
Batch 2399632										
QC1205347787 LCS										
Dissolved Organic Carbon Average	10.0			9.94	mg/L		99.4	(80%-120%)	TSM	03/16/23 15:23
QC1205347786 MB										
Dissolved Organic Carbon Average			U	ND	mg/L					03/16/23 15:02
QC1205343806 613959002 PS										
Dissolved Organic Carbon Average	10.0	4.09		4.49	mg/L		3.98*	(65%-120%)		03/20/23 17:23
QC1205343807 613959022 PS										
Dissolved Organic Carbon Average	10.0	7.68		12.2	mg/L		45.7*	(65%-120%)		03/20/23 18:51
Spectrometric Analysis										
Batch 2395803										
QC1205340625 LCS										
Total Sulfide	0.400			0.403	mg/L		101	(85%-115%)	HH2	03/13/23 19:07
QC1205340624 MB										
Total Sulfide			U	ND	mg/L					03/13/23 19:07
QC1205343956 613152021 PS										
Total Sulfide	0.400 U	ND		0.437	mg/L		109	(75%-125%)		03/13/23 19:07
QC1205343957 613152021 PSD										
Total Sulfide	0.400 U	ND		0.438	mg/L	0.266	109	(0%-15%)		03/13/23 19:07
Batch 2396527										
QC1205341655 LCS										
Total Sulfide	0.400			0.403	mg/L		101	(85%-115%)	HH2	03/13/23 19:24
QC1205341654 MB										
Total Sulfide			U	ND	mg/L					03/13/23 19:24

QC Summary

Workorder: **613959**

Parmname	NOM		Sample	Qual	QC	Units	RPD%	REC%	Range	Anlst	Date Time
Spectrometric Analysis											
Batch 2396527											
QC1205344918 613959009 PS											
Total Sulfide	0.400	U	ND		0.403	mg/L		100	(75%-125%)	HH2	03/13/23 19:24
QC1205344919 613959009 PSD											
Total Sulfide	0.400	U	ND		0.402	mg/L	0.289	100	(0%-15%)		03/13/23 19:25
Batch 2397596											
QC1205343969 LCS											
Total Sulfide	0.400				0.404	mg/L		101	(85%-115%)	HH2	03/14/23 17:59
QC1205343968 MB											
Total Sulfide				U	ND	mg/L					03/14/23 17:59
QC1205343970 613959019 PS											
Total Sulfide	0.400	J	0.0420		0.423	mg/L		95.2	(75%-125%)		03/14/23 17:59
QC1205345470 613959033 PS											
Total Sulfide	0.400	U	ND		0.247	mg/L		59.7*	(75%-125%)		03/14/23 17:59
QC1205343971 613959019 PSD											
Total Sulfide	0.400	J	0.0420		0.425	mg/L	0.549	95.8	(0%-15%)		03/14/23 17:59
QC1205345471 613959033 PSD											
Total Sulfide	0.400	U	ND		0.250	mg/L	1.4	60.5*	(0%-15%)		03/14/23 17:59
Titration and Ion Analysis											
Batch 2397768											
QC1205344345 613959001 DUP											
Alkalinity, Total as CaCO3			344		344	mg/L	0.0969		(0%-20%)	EK1	03/13/23 14:11
Bicarbonate alkalinity (CaCO3)			344		344	mg/L	0.0969		(0%-20%)		
Carbonate alkalinity (CaCO3)		U	ND	U	ND	mg/L	N/A				

QC Summary

Workorder: **613959**

Parmname	NOM	Sample	Qual	QC	Units	RPD%	REC%	Range	Anlst	Date Time
Titration and Ion Analysis										
Batch 2397768										
QC1205344347 613959021 DUP										
Alkalinity, Total as CaCO3		481		482	mg/L	0.238		(0%-20%)	EK1	03/13/23 15:00
Bicarbonate alkalinity (CaCO3)		481		482	mg/L	0.238		(0%-20%)		
Carbonate alkalinity (CaCO3)	U	ND	U	ND	mg/L	N/A				
QC1205344344 LCS										
Alkalinity, Total as CaCO3	100			106	mg/L		106	(90%-110%)		03/13/23 14:04
QC1205344346 613959001 MS										
Alkalinity, Total as CaCO3	167	344		513	mg/L		102	(80%-120%)		03/13/23 14:15
QC1205344348 613959021 MS										
Alkalinity, Total as CaCO3	143	481		595	mg/L		80.4	(80%-120%)		03/13/23 15:04

Notes:

The Qualifiers in this report are defined as follows:

U	Analyte was analyzed for, but not detected above the MDL, MDA, MDC or LOD.
J	Value is estimated
X	Consult Case Narrative, Data Summary package, or Project Manager concerning this qualifier
H	Analytical holding time was exceeded
<	Result is less than value reported
>	Result is greater than value reported
h	Preparation or preservation holding time was exceeded
R	Sample results are rejected
Z	Paint Filter Test--Particulates passed through the filter, however no free liquids were observed.
d	5-day BOD--The 2:1 depletion requirement was not met for this sample
^	RPD of sample and duplicate evaluated using +/-RL. Concentrations are <5X the RL. Qualifier Not Applicable for Radiochemistry.
N/A	RPD or %Recovery limits do not apply.
ND	Analyte concentration is not detected above the detection limit
NJ	Consult Case Narrative, Data Summary package, or Project Manager concerning this qualifier
E	General Chemistry--Concentration of the target analyte exceeds the instrument calibration range
Q	One or more quality control criteria have not been met. Refer to the applicable narrative or DER.

QC Summary

Workorder: **613959**

Parmname	NOM	Sample	Qual	QC	Units	RPD%	REC%	Range	Anlst	Date	Time

N1 See case narrative

R Per section 9.3.4.1 of Method 1664 Revision B, due to matrix spike recovery issues, this result may not be reported or used for regulatory compliance purposes.

B The target analyte was detected in the associated blank.

e 5-day BOD--Test replicates show more than 30% difference between high and low values. The data is qualified per the method and can be used for reporting purposes

J See case narrative for an explanation

N/A indicates that spike recovery limits do not apply when sample concentration exceeds spike conc. by a factor of 4 or more or %RPD not applicable.
^ The Relative Percent Difference (RPD) obtained from the sample duplicate (DUP) is evaluated against the acceptance criteria when the sample is greater than five times (5X) the contract required detection limit (RL). In cases where either the sample or duplicate value is less than 5X the RL, a control limit of +/- the RL is used to evaluate the DUP result.
* Indicates that a Quality Control parameter was not within specifications.
For PS, PSD, and SDILT results, the values listed are the measured amounts, not final concentrations.

Where the analytical method has been performed under NELAP certification, the analysis has met all of the requirements of the NELAC standard unless qualified on the QC Summary.

General Chemistry
Technical Case Narrative
Santee Cooper
SDG #: 613959

Product: **Carbon, Total Organic**
Analytical Method: SM 5310 B
Analytical Procedure: GL-GC-E-093 REV# 21
Analytical Batch: 2397544

The following samples were analyzed using the above methods and analytical procedure(s).

GEL Sample ID#	Client Sample Identification
613959001	AF56409
613959003	AF56410
613959005	AF56411
613959007	AF56412
613959009	AF56413
613959011	AF56430
613959013	AF56419
613959015	AF56425
613959017	AF56426
613959019	AF56427
613959021	AF56408
613959023	AF56415
613959025	AF56416
613959027	AF56417
613959029	AF56429
613959031	AF56406
613959033	AF56407
613959035	AF56418
613959037	AF56422
1205343814	Method Blank (MB)
1205343815	Laboratory Control Sample (LCS)
1205343816	613959001(AF56409) Sample Duplicate (DUP)
1205343817	613959023(AF56415) Sample Duplicate (DUP)
1205343818	613959001(AF56409) Post Spike (PS)
1205343819	613959023(AF56415) Post Spike (PS)

The samples in this SDG were analyzed on an "as received" basis.

Data Summary:

All sample data provided in this report met the acceptance criteria specified in the analytical methods and procedures for initial calibration, continuing calibration, instrument controls and process controls where applicable, with the following exceptions.

Technical Information

Sample Dilutions
The following samples 1205343817 (AF56415DUP), 1205343819 (AF56415PS) and 613959023 (AF56415) were diluted because target analyte concentrations exceeded the calibration range. The following samples 1205343816 (AF56409DUP), 1205343818 (AF56409PS), 613959001 (AF56409) and 613959003 (AF56410) in

this sample group were diluted due to matrix interference. Dilutions may be required for many reasons, including to minimize matrix interferences or to bring over range target analyte concentrations into the linear calibration range.

Analyte	613959		
	001	003	023
Total Organic Carbon Average	2X	2X	2X

Product: **Carbon, Dissolved Organic**
Analytical Method: SM 5310 B
Analytical Procedure: GL-GC-E-093 REV# 21
Analytical Batch: 2399632

Filtration Method: EPA 160
Filtration Procedure: GL-LB-E-034 REV# 4
Filtration Batch: 2397540

The following samples were analyzed using the above methods and analytical procedure(s).

GEL Sample ID#	Client Sample Identification
613959002	AF56409
613959004	AF56410
613959006	AF56411
613959008	AF56412
613959010	AF56413
613959012	AF56430
613959014	AF56419
613959016	AF56425
613959018	AF56426
613959020	AF56427
613959022	AF56408
613959024	AF56415
613959026	AF56416
613959028	AF56417
613959030	AF56429
613959032	AF56406
613959034	AF56407
613959036	AF56418
613959038	AF56422
1205343803	Foam Blank (FB)
1205343804	613959002(AF56409) Sample Duplicate (DUP)
1205343805	613959022(AF56408) Sample Duplicate (DUP)
1205343806	613959002(AF56409) Post Spike (PS)
1205343807	613959022(AF56408) Post Spike (PS)
1205347786	Method Blank (MB)
1205347787	Laboratory Control Sample (LCS)

The samples in this SDG were analyzed on an "as received" basis.

Data Summary:

All sample data provided in this report met the acceptance criteria specified in the analytical methods and

procedures for initial calibration, continuing calibration, instrument controls and process controls where applicable, with the following exceptions.

Quality Control (QC) Information

Matrix Spike (MS)/Post Spike (PS) Recovery Statement
The percent recoveries (%R) obtained from the spike analyses are evaluated when the sample concentration is less than four times (4X) the spike concentration added. The matrix spike recovered outside of the established acceptance limits due to matrix interference and/or non-homogeneity.

Analyte	Sample	Value
Dissolved Organic Carbon Average	1205343806 (AF56409 PS)	3.98* (65%-120%)
	1205343807 (AF56408PS)	45.7* (65%-120%)

Both QC's was rerun to verify recoveries.

Sample	Analyte	Value
1205343806 (AF56409 PS)	Dissolved Organic Carbon Average	3.98* (65%-120%)
1205343807 (AF56408PS)	Dissolved Organic Carbon Average	45.7* (65%-120%)

Miscellaneous Information

Additional Comments
The following sample was reanalyzed neat. 613959008 (AF56412).

Product: **Sulfide, Total**
Analytical Method: SM 4500-S (2-) D
Analytical Procedure: GL-GC-E-052 REV# 12
Analytical Batch: 2395803

The following samples were analyzed using the above methods and analytical procedure(s).

GEL Sample ID#	Client Sample Identification
613959015	AF56425
613959017	AF56426
1205340624	Method Blank (MB)
1205340625	Laboratory Control Sample (LCS)
1205343956	613152021(NonSDG) Post Spike (PS)
1205343957	613152021(NonSDG) Post Spike Duplicate (PSD)

The samples in this SDG were analyzed on an "as received" basis.

Data Summary:

There are no exceptions, anomalies or deviations from the specified methods. All sample data provided in this report met the acceptance criteria specified in the analytical methods and procedures for initial calibration, continuing calibration, instrument controls and process controls where applicable.

Product: **Sulfide, Total**

Analytical Method: SM 4500-S (2-) D
Analytical Procedure: GL-GC-E-052 REV# 12
Analytical Batch: 2396527

The following samples were analyzed using the above methods and analytical procedure(s).

GEL Sample ID#	Client Sample Identification
613959009	AF56413
613959011	AF56430
613959013	AF56419
1205341654	Method Blank (MB)
1205341655	Laboratory Control Sample (LCS)
1205344918	613959009(AF56413) Post Spike (PS)
1205344919	613959009(AF56413) Post Spike Duplicate (PSD)

The samples in this SDG were analyzed on an "as received" basis.

Data Summary:

There are no exceptions, anomalies or deviations from the specified methods. All sample data provided in this report met the acceptance criteria specified in the analytical methods and procedures for initial calibration, continuing calibration, instrument controls and process controls where applicable.

Product: **Sulfide, Total**
Analytical Method: SM 4500-S (2-) D
Analytical Procedure: GL-GC-E-052 REV# 12
Analytical Batch: 2397596

The following samples were analyzed using the above methods and analytical procedure(s).

GEL Sample ID#	Client Sample Identification
613959001	AF56409
613959003	AF56410
613959005	AF56411
613959007	AF56412
613959019	AF56427
613959021	AF56408
613959023	AF56415
613959025	AF56416
613959027	AF56417
613959029	AF56429
613959031	AF56406
613959033	AF56407
613959035	AF56418
613959037	AF56422
1205343968	Method Blank (MB)
1205343969	Laboratory Control Sample (LCS)
1205343970	613959019(AF56427) Post Spike (PS)
1205343971	613959019(AF56427) Post Spike Duplicate (PSD)
1205345470	613959033(AF56407) Post Spike (PS)
1205345471	613959033(AF56407) Post Spike Duplicate (PSD)

The samples in this SDG were analyzed on an "as received" basis.

Data Summary:

All sample data provided in this report met the acceptance criteria specified in the analytical methods and procedures for initial calibration, continuing calibration, instrument controls and process controls where applicable, with the following exceptions.

Quality Control (QC) Information

Matrix Spike (MS)/Post Spike (PS) Recovery Statement
The percent recoveries (%R) obtained from the spike analyses are evaluated when the sample concentration is less than four times (4X) the spike concentration added. The matrix spike recovered outside of the established acceptance limits due to matrix interference and/or non-homogeneity.

Analyte	Sample	Value
Total Sulfide	1205345470 (AF56407PS)	59.7* (75%-125%)
	1205345471 (AF56407PSD)	60.5* (75%-125%)

Technical Information

Holding Times
Samples 613959001 (AF56409), 613959003 (AF56410), 613959005 (AF56411) and 613959007 (AF56412) were initially analyzed within holding; however, the holding times had expired prior to reanalysis of diluted samples. The data is qualified.

Sample Dilutions
The following samples 613959001 (AF56409), 613959003 (AF56410) and 613959005 (AF56411) were diluted because target analyte concentrations exceeded the calibration range. The following sample 613959007 (AF56412) in this sample group was diluted due to matrix interference. Dilutions may be required for many reasons, including to minimize matrix interferences or to bring over range target analyte concentrations into the linear calibration range.

Analyte	613959			
	001	003	005	007
Total Sulfide	400X	200X	100X	25X

Product: Alkalinity
Analytical Method: SM 2320B
Analytical Procedure: GL-GC-E-033 REV# 14
Analytical Batch: 2397768

The following samples were analyzed using the above methods and analytical procedure(s).

GEL Sample ID#	Client Sample Identification
613959001	AF56409
613959003	AF56410
613959005	AF56411
613959007	AF56412
613959009	AF56413
613959011	AF56430
613959013	AF56419
613959015	AF56425

613959017	AF56426
613959019	AF56427
613959021	AF56408
613959023	AF56415
613959025	AF56416
613959027	AF56417
613959029	AF56429
613959031	AF56406
613959033	AF56407
613959035	AF56418
613959037	AF56422
1205344344	Laboratory Control Sample (LCS)
1205344345	613959001(AF56409) Sample Duplicate (DUP)
1205344346	613959001(AF56409) Matrix Spike (MS)
1205344347	613959021(AF56408) Sample Duplicate (DUP)
1205344348	613959021(AF56408) Matrix Spike (MS)

The samples in this SDG were analyzed on an "as received" basis.

Data Summary:

All sample data provided in this report met the acceptance criteria specified in the analytical methods and procedures for initial calibration, continuing calibration, instrument controls and process controls where applicable, with the following exceptions.

Miscellaneous Information

Additional Comments
35 mL aliquots were used due to sample concentration

Certification Statement

Where the analytical method has been performed under NELAP certification, the analysis has met all of the requirements of the NELAC standard unless otherwise noted in the analytical case narrative.

RAD - 4/17/23

613963 / 613959

Contract Lab Info: GEL Contract Lab Due Date (Lab Only): 3 / 20 / 23 Send report to lcwillia@santeecooper.com & slbrown@santeecooper.com

Chain of Custody

santee cooper
Santee Cooper
One Riverwood Drive
Moncks Corner, SC 29461
Phone: (843)761-8000 Ext. 5148
Fax: (843)761-4175

Customer Email/Report Recipient:	Date Results Needed by:	Project/Task/Unit #:	Rerun request for any flagged QC
LCWILLIA @santeecooper.com	/ /	125915 / JM02.09.681.1 / 36500	Yes (No)

Analysis Group

Labworks ID # (Internal use only)	Sample Location/ Description	Collection Date	Collection Time	Sample Collector	Total # of containers	Bottle type: (Glass-G/Plastic-P)	Grab (G) or Composite (C)	Matrix(see below)	Preservative (see below)	Comments • Method # • Reporting limit • Misc. sample info • Any other notes	TOC/DOC	ALKALINITY	SULFIDE	RAD 226+228 TOTAL RAD CALC
AF56409	WAP-14	3/6/23	1214	ZDM ML	6	P/G	G	GW	*	*SULFIDE HAS SHORT HOLD	2	1	1	2
10	WAP-14D		1219											
11	WAP-14A		1108							* PRESERVATIVES				
12	WAP-14B		1515							TOC - H_2SO_4 SULFIDE ZINCACETATE, NaOH				
13	WAP-14C		1344							RAD HNO_3 4 °C				
30	WAP-29		1010											
AF56419	WAP-19	3/7/23	1451							ALKAL-TOTAL, BICARB, CARB				
25	25		1249							RAD - INCLUDE TOTAL CALC.				
26	26		1022							DOC-NOT FIELD FILTERED				
27	26D		1027											

Relinquished by:	Employee#	Date	Time	Received by:	Employee #	Date	Time
BJBrown	35594	3/10/23	1100	M. Am	GEL	3/10/23	1100
Relinquished by:	**Employee#**	**Date**	**Time**	**Received by:**	**Employee #**	**Date**	**Time**
M. Am	GEL	3.10.23	1620				
Relinquished by:	**Employee#**	**Date**	**Time**	**Received by:**	**Employee #**	**Date**	**Time**

Sample Receiving (Internal Use Only)
TEMP (°C):_____ Initial:_____
Correct pH: Yes No
Preservative Lot#:
Date/Time/Init for preservative:

METALS (all)

☐ Ag	☐ Cu	☐ Sb
☐ Al	☐ Fe	☐ Se
☐ As	☐ K	☐ Sn
☐ B	☐ Li	☐ Sr
☐ Ba	☐ Mg	☐ Ti
☐ Be	☐ Mn	☐ Tl
☐ Ca	☐ Mo	☐ V
☐ Cd	☐ Na	☐ Zn
☐ Co	☐ Ni	☐ Hg
☐ Cr	☐ Pb	☐ CrVI

Nutrients
☐ TOC
☐ DOC
☐ TP/TPO4
☐ NH3-N
☐ Cl
☐ NO2
☐ Br
☐ NO3
☐ SO4

MISC.
☐ BTEX
☐ Naphthalene
☐ THM/HAA
☐ VOC
☐ Oil & Grease
☐ E. Coli
☐ Total Coliform
☐ pH
☐ Dissolved As
☐ Dissolved Fe
☐ Rad 226
☐ Rad 228
☐ PCB

Gypsum
Wallboard
Gypsum (all)
Alcohol
☐ AIM
☐ LOI
☐ Trimedlia
☐ Solid Metals
☐ Purity (CaSO4)
☐ % Moisture
☐ Sulfites
☐ pH
☐ Chlorides
☐ Particle Size
☐ Sulfur

Coal
☐ Ultimate
☐ % Moisture
☐ Ash
☐ Sulfur
☐ BTUs
☐ Volatile Matter
☐ CHN
Other Tests
☐ XRF Scans
☐ HGI
☐ Fineness
☐ Particulate Matter

Flyash
☐ Ammonia
☐ LOI
☐ % Carbon
☐ Mineral Analysis
☐ Sieve
☐ % Moisture

NPDES
☐ Oil & Grease
☐ pH
☐ TSS

Oil
Test (ASTM D [illegible])
Acidity
Color
Ash
Water
Sediment
Density
Viscosity
Flash Point
Pour Point
Sulfur
Neutralization Number
Color

Matrix codes: GW-groundwater, DW-drinking water, SW-surface water, WW-waste water, BW-boiler water, L-limestone, Oil-oil, S-Soil, SL-solid, C-coal, G-gypsum, FA-flyash, BA-bottom ash, M-misc (describe in comment section)
Preservative code- 1=<4°C 2=HNO_3 3=H_2SO_4 4-HCl 5=$Na_2S_2O_3$ 6-Other (Specify)

RAD - 4/17/23

Contract Lab Info: GEL Contract Lab Due Date (Lab Only): 3 / 20 / 23 Send report to lcwillia@santeecooper.com & slbrown@santeecooper.com

Chain of Custody

santee cooper
Santee Cooper
One Riverwood Drive
Moncks Corner, SC 29461
Phone: (843)761-8000 Ext. 5148
Fax: (843)761-4175

Customer Email/Report Recipient: LCWILLIA@santeecooper.com

Date Results Needed by: ___/___/___

Project/Task/Unit #: 125915 / JM02.09.G01.1 / 36500

Rerun request for any flagged QC Yes (No)

Analysis Group

Labworks ID # (Internal use only)	Sample Location/ Description	Collection Date	Collection Time	Sample Collector	Total # of containers	Bottle type: (Glass-G/Plastic-P)	Grab (G) or Composite (C)	Matrix(see below)	Preservative (see below)	Comments • Method # • Reporting limit • Misc. sample info • Any other notes	TOC/DOC	ALKALINITY	SULFIDE	RAD 226/228 TOTAL RAD CALC
AF56405	WAP-13	3/8/23	1338	2DM ML	6	P	G	GW	*	*SULFIDE HAS SHORT HOLD	2	1	1	2
15	16		1513											
16	17		1009							*PRESERVATIVES				
17	17D		1014							TOC H2SO4 SULFIDE ZINC ACETATE, NaOH				
29	28		1212							RAD HNO3 <4°C				
AF56406	WAP-12	3/9/23	1029											
07	-12D		1034							ALKAL - TOTAL, BICARB, CARB				
18	18		1207							RAD - INCLUDE TOTAL CALC.				
22	22		1319							DOC - NOT FIELD FILTERED				

Relinquished by:	Employee#	Date	Time	Received by:	Employee #	Date	Time
BGBrown	35594	3/10/23	1100	M. Ar	GEL	3/10/23	1100
Relinquished by:	Employee#	Date	Time	Received by:	Employee #	Date	Time
M. Ar	GEL	3.16.23	1620				
Relinquished by:	Employee#	Date	Time	Received by:	Employee #	Date	Time

Sample Receiving (Internal Use Only)
TEMP (°C):_____ Initial:_____
Correct pH: Yes No
Preservative Lot#:
Date/Time/Init for preservative:

☐ METALS (all)

☐ Ag	☐ Cu	☐ Sb
☐ Al	☐ Fe	☐ Se
☐ As	☐ K	☐ Sn
☐ B	☐ Li	☐ Sr
☐ Ba	☐ Mg	☐ Ti
☐ Be	☐ Mn	☐ Tl
☐ Ca	☐ Mo	☐ V
☐ Cd	☐ Na	☐ Zn
☐ Co	☐ Ni	☐ Hg
☐ Cr	☐ Pb	☐ CrVI

Nutrients
☐ TOC
☐ DOC
☐ TP/TPO4
☐ NH3-N
☐ TKN
☐ Cl
☐ NO2
☐ Br
☐ NO3
☐ SO4

MISC.
☐ BTEX
☐ Naphthalene
☐ THM/HAA
☐ VOC
☐ Oil & Grease
☐ E. Coli
☐ Total Coliform
☐ pH
☐ Dissolved As
☐ Dissolved Fe
☐ Rad 226
☐ Rad 228
☐ PCB

Gypsum
☐ AWI board
☐ Gyp sand
☐ Gyp
☐ LAM
☐ TOC
☐ Total metals
☐ Soluble Metals
☐ Purity (CaSO4)
☐ % Moisture
☐ Sulfite
☐ pH
☐ Chloride
☐ Particle Size
☐ Sulfate

Coal
☐ Ultimate
☐ % Moisture
☐ Ash
☐ Sulfur
☐ BTUs
☐ Volatile Matter
☐ CHN
Other Tests:
☐ XRF Scan
☐ HGI
☐ Fineness
☐ Particulate Matter

Flyash
☐ Ammonia
☐ LOI
☐ % Carbon
☐ Mineral Analysis
☐ Sieve
☐ % Moisture

NPDES
☐ Oil & Grease
☐ As
☐ TSS

Oil
☐ TAN
☐ Oil Analysis
☐ % Moisture
☐ Ash
☐ Acidity
☐ Flash
☐ Viscosity
☐ Density
☐ Test Oil
☐ Emulsion
☐ Visc. Index
☐ Color
☐ Appearance
☐ Dielectric
☐ Interfacial Tension
☐ Neut. No.

Matrix codes: GW-groundwater, DW-drinking water, SW-surface water, WW-waste water, BW-boiler water, L-limestone, Oil-oil, S-Soil, SL-solid, C-coal, G-gypsum, FA-flyash, BA-bottom ash, M-misc (describe in comment section)
Preservative code- 1=<4°C 2=HNO_3 3=H_2SO_4 4-HCl 5=$Na_2S_2O_3$ 6-Other (Specify)

GEL Laboratories LLC

SAMPLE RECEIPT & REVIEW FORM

Client: SOOP 3/13/23	SDG/AR/COC/Work Order: 613963 / 613959
Received By: Stacy L Boone	Date Received: March 10, 2023
Anna Johnson Carrier and Tracking Number	Circle Applicable: FedEx Express FedEx Ground UPS Field Services Courier Other

Suspected Hazard Information	Yes	No	*If Net Counts > 100cpm on samples not marked "radioactive", contact the Radiation Safety Group for further investigation.
A)Shipped as a DOT Hazardous?		/	Hazard Class Shipped: UN#: If UN2910, Is the Radioactive Shipment Survey Compliant? Yes___ No___
B) Did the client designate the samples are to be received as radioactive?		/	COC notation or radioactive stickers on containers equal client designation.
C) Did the RSO classify the samples as radioactive?		/	Maximum Net Counts Observed* (Observed Counts - Area Background Counts): 0 CPM / mR/Hr ~~Classified as: Rad 1 Rad 2 Rad 3~~
D) Did the client designate samples are hazardous?		/	COC notation or hazard labels on containers equal client designation.
H) Did the RSO identify possible hazards?		/	If D or E is yes, select Hazards below. PCB's Flammable Foreign Soil RCRA Asbestos Beryllium Other:

	Sample Receipt Criteria	Yes	NA	No	Comments/Qualifiers (Required for Non-Conforming Items)
1	Shipping containers received intact and sealed?	/			Circle Applicable: Seals broken Damaged container Leaking container Other (describe)
2	Chain of custody documents included with shipment?	/			Circle Applicable: Client contacted and provided COC COC created upon receipt
3	Samples requiring cold preservation within (0 ≤ 6 deg. C)?*	/			3/14/23 Preservation Method: (Wet Ice) Ice Packs Dry Ice None Other: *all temperatures are recorded in Celsius GChem - 2° RChem TEMP: 20.3°C
4	Daily check performed and passed on IR temperature gun?	/			Temperature Device Serial #: IR3-22 Secondary Temperature Device Serial # (If Applicable):
5	Sample containers intact and sealed?	/			Circle Applicable: Seals broken Damaged container Leaking container Other (describe)
6	Samples requiring chemical preservation at proper pH?	/			Sample ID's and Containers Affected: If Preservation added, Lot#:
7	Do any samples require Volatile Analysis?			/	If Yes, are Encores or Soil Kits present for solids? Yes___ No___ NA___(If yes, take to VOA Freezer) Do liquid VOA vials contain acid preservation? Yes___ No___ NA___(If unknown, select No) Are liquid VOA vials free of headspace? Yes___ No___ NA___ Sample ID's and containers affected:
8	Samples received within holding time?	/			ID's and tests affected:
9	Sample ID's on COC match ID's on bottles?			/	ID's and containers affected: *
10	Date & time on COC match date & time on bottles?	/			Circle Applicable: No dates on containers No times on containers COC missing info Other (describe)
11	Number of containers received match number indicated on COC?	/			Circle Applicable: No container count on COC Other (describe)
12	Are sample containers identifiable as GEL provided by use of GEL labels?	/			
13	COC form is properly signed in relinquished/received sections?	/			Circle Applicable: Not relinquished Other (describe)

Comments (Use Continuation Form if needed):

*COC says AF WAP-28. container says WAP-8...dates/times correct. (hand written sample ID)

PM (or PMA) review: Initials JM Date 3-13-23 Page 1 of 1

GL-CHL-SR-001 Rev 7

List of current GEL Certifications as of 21 March 2023

State	Certification
Alabama	42200
Alaska	17-018
Alaska Drinking Water	SC00012
Arkansas	88-0651
CLIA	42D0904046
California	2940
Colorado	SC00012
Connecticut	PH-0169
DoD ELAP/ ISO17025 A2LA	2567.01
Florida NELAP	E87156
Foreign Soils Permit	P330-15-00283, P330-15-00253
Georgia	SC00012
Georgia SDWA	967
Hawaii	SC00012
Idaho	SC00012
Illinois NELAP	200029
Indiana	C-SC-01
Kansas NELAP	E-10332
Kentucky SDWA	90129
Kentucky Wastewater	90129
Louisiana Drinking Water	LA024
Louisiana NELAP	03046 (AI33904)
Maine	2019020
Maryland	270
Massachusetts	M-SC012
Massachusetts PFAS Approv	Letter
Michigan	9976
Mississippi	SC00012
Nebraska	NE-OS-26-13
Nevada	SC000122023-4
New Hampshire NELAP	2054
New Jersey NELAP	SC002
New Mexico	SC00012
New York NELAP	11501
North Carolina	233
North Carolina SDWA	45709
North Dakota	R-158
Oklahoma	2022-160
Pennsylvania NELAP	68-00485
Puerto Rico	SC00012
S. Carolina Radiochem	10120002
Sanitation Districts of L	9255651
South Carolina Chemistry	10120001
Tennessee	TN 02934
Texas NELAP	T104704235-22-20
Utah NELAP	SC000122022-37
Vermont	VT87156
Virginia NELAP	460202
Washington	C780

GEL Laboratories LLC
a member of The GEL Group INC

PO Box 30712 Charleston, SC 29417
2040 Savage Road Charleston, SC 29407
P 843.556.8171
F 843.766.1178

gel.com

April 11, 2023

Ms. Jeanette Gilmetti
Santee Cooper
P.O. Box 2946101
OCO3
Moncks Corner, South Carolina 29461

Re: ABS Lab Analytical
Work Order: 613963

Dear Ms. Gilmetti:

GEL Laboratories, LLC (GEL) appreciates the opportunity to provide the enclosed analytical results for the sample(s) we received on March 10, 2023. This original data report has been prepared and reviewed in accordance with GEL's standard operating procedures.

The samples were delivered with proper chain of custody documentation and signatures. All sample containers arrived without any visible signs of tampering or breakage. Sample ID on the container did not match the sample ID on the Chain of Custody. *613963015(AF56429)*.

Test results for NELAP or ISO 17025 accredited tests are verified to meet the requirements of those standards, with any exceptions noted. The results reported relate only to the items tested and to the sample as received by the laboratory. These results may not be reproduced except as full reports without approval by the laboratory. Copies of GEL's accreditations and certifications can be found on our website at www.gel.com.

Our policy is to provide high quality, personalized analytical services to enable you to meet your analytical needs on time every time. We trust that you will find everything in order and to your satisfaction. If you have any questions, please do not hesitate to call me at (843) 556-8171, ext. 4289.

Sincerely,

Heather Millar

Heather Millar for
Julie Robinson
Project Manager

Purchase Order: 398684
Enclosures

GEL LABORATORIES LLC
2040 Savage Road Charleston SC 29407 - (843) 556-8171 - www.gel.com

Certificate of Analysis Report
for

SOOP001 Santee Cooper

Client SDG: 613963 GEL Work Order: 613963

The Qualifiers in this report are defined as follows:

* A quality control analyte recovery is outside of specified acceptance criteria

** Analyte is a Tracer compound

** Analytc is a surrogatc compound

U Analyte was analyzed for, but not detected above the MDL, MDA, MDC or LOD.

Where the analytical method has been performed under NELAP certification, the analysis has met all of the requirements of the NELAC standard unless qualified on the Certificate of Analysis.

The designation ND, if present, appears in the result column when the analyte concentration is not detected above the limit as defined in the 'U' qualifier above.

This data report has been prepared and reviewed in accordance with GEL Laboratories LLC standard operating procedures. Please direct any questions to your Project Manager, Julie Robinson.

Reviewed by Heather Millar

GEL LABORATORIES LLC
2040 Savage Road Charleston SC 29407 - (843) 556-8171 - www.gel.com

Certificate of Analysis

Report Date: April 11, 2023

Company :	Santee Cooper
Address :	P.O. Box 2946101 OCO3 Moncks Corner, South Carolina 29461
Contact:	Ms. Jeanette Gilmetti
Project:	ABS Lab Analytical

Client Sample ID:	AF56409	Project:	SOOP00119
Sample ID:	613963001	Client ID:	SOOP001
Matrix:	Ground Water		
Collect Date:	06-MAR-23 12:14		
Receive Date:	10-MAR-23		
Collector:	Client		

Parameter	Qualifier	Result	Uncertainty	MDC	RL	Units	PF	DF	Analyst	Date	Time	Batch	Method
Rad Gas Flow Proportional Counting													
GFPC, Ra228, Liquid "As Received"													
Radium-228		2.18	+/-1.16	1.68	3.00	pCi/L			JE1	04/04/23	1245	2402066	1
Radium-226+Radium-228 Calculation "See Parent Products"													
Radium-226+228 Sum		3.15	+/-1.26			pCi/L			NXL1	04/11/23	1121	2402065	2
Rad Radium-226													
Lucas Cell, Ra226, Liquid "As Received"													
Radium-226		0.971	+/-0.495	0.366	1.00	pCi/L			LXP1	04/11/23	0819	2402018	3

The following Analytical Methods were performed:

Method	Description	Analyst Comments
1	EPA 904.0/SW846 9320 Modified	
2	Calculation	
3	EPA 903.1 Modified	

Surrogate/Tracer Recovery	Test	Result	Nominal	Recovery%	Acceptable Limits
Barium-133 Tracer	GFPC, Ra228, Liquid "As Received"			72.3	(15%-125%)

Notes:
Counting Uncertainty is calculated at the 95% confidence level (1.96-sigma).

Column headers are defined as follows:

DF: Dilution Factor	Lc/LC: Critical Level
DL: Detection Limit	PF: Prep Factor
MDA: Minimum Detectable Activity	RL: Reporting Limit
MDC: Minimum Detectable Concentration	SQL: Sample Quantitation Limit

GEL LABORATORIES LLC
2040 Savage Road Charleston SC 29407 - (843) 556-8171 - www.gel.com

Certificate of Analysis

Report Date: April 11, 2023

Company :	Santee Cooper
Address :	P.O. Box 2946101 OCO3 Moncks Corner, South Carolina 29461
Contact:	Ms. Jeanette Gilmetti
Project:	ABS Lab Analytical

Client Sample ID:	AF56410	Project:	SOOP00119
Sample ID:	613963002	Client ID:	SOOP001
Matrix:	Ground Water		
Collect Date:	06-MAR-23 12:19		
Receive Date:	10-MAR-23		
Collector:	Client		

Parameter	Qualifier	Result	Uncertainty	MDC	RL	Units	PF	DF	Analyst	Date	Time	Batch	Method
Rad Gas Flow Proportional Counting													
GFPC, Ra228, Liquid "As Received"													
Radium-228		1.73	+/-0.952	1.36	3.00	pCi/L			JE1	04/04/23	1245	2402066	1
Radium-226+Radium-228 Calculation "See Parent Products"													
Radium-226+228 Sum		2.14	+/-1.01			pCi/L			NXL1	04/11/23	1121	2402065	2
Rad Radium-226													
Lucas Cell, Ra226, Liquid "As Received"													
Radium-226	U	0.405	+/-0.330	0.406	1.00	pCi/L			LXP1	04/11/23	0819	2402018	3

The following Analytical Methods were performed:

Method	Description	Analyst Comments
1	EPA 904.0/SW846 9320 Modified	
2	Calculation	
3	EPA 903.1 Modified	

Surrogate/Tracer Recovery	Test	Result	Nominal	Recovery%	Acceptable Limits
Barium-133 Tracer	GFPC, Ra228, Liquid "As Received"			82.7	(15%-125%)

Notes:
Counting Uncertainty is calculated at the 95% confidence level (1.96-sigma).

Column headers are defined as follows:

DF: Dilution Factor	Lc/LC: Critical Level
DL: Detection Limit	PF: Prep Factor
MDA: Minimum Detectable Activity	RL: Reporting Limit
MDC: Minimum Detectable Concentration	SQL: Sample Quantitation Limit

GEL LABORATORIES LLC
2040 Savage Road Charleston SC 29407 - (843) 556-8171 - www.gel.com

Certificate of Analysis

Report Date: April 11, 2023

Company : Santee Cooper
Address : P.O. Box 2946101
OCO3
Moncks Corner, South Carolina 29461
Contact: Ms. Jeanette Gilmetti
Project: ABS Lab Analytical

Client Sample ID: AF56411
Sample ID: 613963003
Matrix: Ground Water
Collect Date: 06-MAR-23 11:08
Receive Date: 10-MAR-23
Collector: Client

Project: SOOP00119
Client ID: SOOP001

Parameter	Qualifier	Result	Uncertainty	MDC	RL	Units	PF	DF	Analyst	Date	Time	Batch	Method
Rad Gas Flow Proportional Counting													
GFPC, Ra228, Liquid "As Received"													
Radium-228	U	0.627	+/-1.16	2.05	3.00	pCi/L			JE1	04/04/23	1245	2402066	1
Radium-226+Radium-228 Calculation "See Parent Products"													
Radium-226+228 Sum		1.30	+/-1.23			pCi/L			NXL1	04/11/23	1121	2402065	2
Rad Radium-226													
Lucas Cell, Ra226, Liquid "As Received"													
Radium-226		0.673	+/-0.404	0.395	1.00	pCi/L			LXP1	04/11/23	0819	2402018	3

The following Analytical Methods were performed:

Method	Description	Analyst Comments
1	EPA 904.0/SW846 9320 Modified	
2	Calculation	
3	EPA 903.1 Modified	

Surrogate/Tracer Recovery	Test	Result	Nominal	Recovery%	Acceptable Limits
Barium-133 Tracer	GFPC, Ra228, Liquid "As Received"			64	(15%-125%)

Notes:
Counting Uncertainty is calculated at the 95% confidence level (1.96-sigma).

Column headers are defined as follows:

DF: Dilution Factor
DL: Detection Limit
MDA: Minimum Detectable Activity
MDC: Minimum Detectable Concentration
Lc/LC: Critical Level
PF: Prep Factor
RL: Reporting Limit
SQL: Sample Quantitation Limit

GEL LABORATORIES LLC
2040 Savage Road Charleston SC 29407 - (843) 556-8171 - www.gel.com

Certificate of Analysis

Report Date: April 11, 2023

Company :	Santee Cooper
Address :	P.O. Box 2946101 OCO3 Moncks Corner, South Carolina 29461
Contact:	Ms. Jeanette Gilmetti
Project:	ABS Lab Analytical

Client Sample ID:	AF56412	Project:	SOOP00119
Sample ID:	613963004	Client ID:	SOOP001
Matrix:	Ground Water		
Collect Date:	06-MAR-23 15:15		
Receive Date:	10-MAR-23		
Collector:	Client		

Parameter	Qualifier	Result	Uncertainty	MDC	RL	Units	PF	DF	Analyst	Date	Time	Batch	Method
Rad Gas Flow Proportional Counting													
GFPC, Ra228, Liquid "As Received"													
Radium-228	U	1.54	+/-1.09	1.65	3.00	pCi/L			JE1	04/04/23	1246	2402066	1
Radium-226+Radium-228 Calculation "See Parent Products"													
Radium-226+228 Sum		5.48	+/-1.52			pCi/L			NXL1	04/11/23	1121	2402065	2
Rad Radium-226													
Lucas Cell, Ra226, Liquid "As Received"													
Radium-226		3.95	+/-1.06	0.613	1.00	pCi/L			LXP1	04/11/23	0819	2402018	3

The following Analytical Methods were performed:

Method	Description	Analyst Comments
1	EPA 904.0/SW846 9320 Modified	
2	Calculation	
3	EPA 903.1 Modified	

Surrogate/Tracer Recovery	Test	Result	Nominal	Recovery%	Acceptable Limits
Barium-133 Tracer	GFPC, Ra228, Liquid "As Received"			61.5	(15%-125%)

Notes:
Counting Uncertainty is calculated at the 95% confidence level (1.96-sigma).

Column headers are defined as follows:

DF: Dilution Factor	Lc/LC: Critical Level
DL: Detection Limit	PF: Prep Factor
MDA: Minimum Detectable Activity	RL: Reporting Limit
MDC: Minimum Detectable Concentration	SQL: Sample Quantitation Limit

GEL LABORATORIES LLC
2040 Savage Road Charleston SC 29407 - (843) 556-8171 - www.gel.com

Certificate of Analysis

Report Date: April 11, 2023

Company : Santee Cooper
Address : P.O. Box 2946101
OCO3
Moncks Corner, South Carolina 29461
Contact: Ms. Jeanette Gilmetti
Project: ABS Lab Analytical

Client Sample ID: AF56413
Sample ID: 613963005
Matrix: Ground Water
Collect Date: 06-MAR-23 13:41
Receive Date: 10-MAR-23
Collector: Client

Project: SOOP00119
Client ID: SOOP001

Parameter	Qualifier	Result	Uncertainty	MDC	RL	Units	PF	DF	Analyst	Date	Time	Batch	Method
Rad Gas Flow Proportional Counting													
GFPC, Ra228, Liquid "As Received"													
Radium-228	U	1.35	+/-1.31	2.15	3.00	pCi/L			JE1	04/04/23	1246	2402066	1
Radium-226+Radium-228 Calculation "See Parent Products"													
Radium-226+228 Sum		3.49	+/-1.49			pCi/L			NXL1	04/11/23	1121	2402065	2
Rad Radium-226													
Lucas Cell, Ra226, Liquid "As Received"													
Radium-226		2.14	+/-0.717	0.503	1.00	pCi/L			LXP1	04/11/23	0819	2402018	3

The following Analytical Methods were performed:

Method	Description	Analyst Comments
1	EPA 904.0/SW846 9320 Modified	
2	Calculation	
3	EPA 903.1 Modified	

Surrogate/Tracer Recovery	Test	Result	Nominal	Recovery%	Acceptable Limits
Barium-133 Tracer	GFPC, Ra228, Liquid "As Received"			65.8	(15%-125%)

Notes:
Counting Uncertainty is calculated at the 95% confidence level (1.96-sigma).

Column headers are defined as follows:

DF: Dilution Factor
DL: Detection Limit
MDA: Minimum Detectable Activity
MDC: Minimum Detectable Concentration
Lc/LC: Critical Level
PF: Prep Factor
RL: Reporting Limit
SQL: Sample Quantitation Limit

GEL LABORATORIES LLC
2040 Savage Road Charleston SC 29407 - (843) 556-8171 - www.gel.com

Certificate of Analysis

Report Date: April 11, 2023

Company : Santee Cooper
Address : P.O. Box 2946101
OCO3
Moncks Corner, South Carolina 29461
Contact: Ms. Jeanette Gilmetti
Project: ABS Lab Analytical

Client Sample ID: AF56430
Sample ID: 613963006
Matrix: Ground Water
Collect Date: 06-MAR-23 10:10
Receive Date: 10-MAR-23
Collector: Client

Project: SOOP00119
Client ID: SOOP001

Parameter	Qualifier	Result	Uncertainty	MDC	RL	Units	PF	DF	Analyst	Date	Time	Batch	Method
Rad Gas Flow Proportional Counting													
GFPC, Ra228, Liquid "As Received"													
Radium-228		2.88	+/-1.61	2.36	3.00	pCi/L			JE1	04/04/23	1246	2402066	1
Radium-226+Radium-228 Calculation "See Parent Products"													
Radium-226+228 Sum		3.38	+/-1.64			pCi/L			NXL1	04/11/23	1121	2402065	2
Rad Radium-226													
Lucas Cell, Ra226, Liquid "As Received"													
Radium-226		0.499	+/-0.350	0.343	1.00	pCi/L			LXP1	04/11/23	0819	2402018	3

The following Analytical Methods were performed:

Method	Description	Analyst Comments
1	EPA 904.0/SW846 9320 Modified	
2	Calculation	
3	EPA 903.1 Modified	

Surrogate/Tracer Recovery	Test	Result	Nominal	Recovery%	Acceptable Limits
Barium-133 Tracer	GFPC, Ra228, Liquid "As Received"			55.3	(15%-125%)

Notes:
Counting Uncertainty is calculated at the 95% confidence level (1.96-sigma).

Column headers are defined as follows:

DF: Dilution Factor
DL: Detection Limit
MDA: Minimum Detectable Activity
MDC: Minimum Detectable Concentration
Lc/LC: Critical Level
PF: Prep Factor
RL: Reporting Limit
SQL: Sample Quantitation Limit

GEL LABORATORIES LLC
2040 Savage Road Charleston SC 29407 - (843) 556-8171 - www.gel.com

Certificate of Analysis

Report Date: April 11, 2023

Company :	Santee Cooper
Address :	P.O. Box 2946101 OCO3 Moncks Corner, South Carolina 29461
Contact:	Ms. Jeanette Gilmetti
Project:	ABS Lab Analytical

Client Sample ID:	AF56419	Project:	SOOP00119
Sample ID:	613963007	Client ID:	SOOP001
Matrix:	Ground Water		
Collect Date:	07-MAR-23 14:51		
Receive Date:	10-MAR-23		
Collector:	Client		

Parameter	Qualifier	Result	Uncertainty	MDC	RL	Units	PF	DF	Analyst	Date	Time	Batch	Method
Rad Gas Flow Proportional Counting													
GFPC, Ra228, Liquid "As Received"													
Radium-228		1.89	+/-1.13	1.72	3.00	pCi/L			JE1	04/04/23	1246	2402066	1
Radium-226+Radium-228 Calculation "See Parent Products"													
Radium-226+228 Sum		2.70	+/-1.24			pCi/L			NXL1	04/11/23	1121	2402065	2
Rad Radium-226													
Lucas Cell, Ra226, Liquid "As Received"													
Radium-226		0.809	+/-0.511	0.606	1.00	pCi/L			LXP1	04/11/23	0819	2402018	3

The following Analytical Methods were performed:

Method	Description	Analyst Comments
1	EPA 904.0/SW846 9320 Modified	
2	Calculation	
3	EPA 903.1 Modified	

Surrogate/Tracer Recovery	Test	Result	Nominal	Recovery%	Acceptable Limits
Barium-133 Tracer	GFPC, Ra228, Liquid "As Received"			84.3	(15%-125%)

Notes:
Counting Uncertainty is calculated at the 95% confidence level (1.96-sigma).

Column headers are defined as follows:

DF: Dilution Factor	Lc/LC: Critical Level
DL: Detection Limit	PF: Prep Factor
MDA: Minimum Detectable Activity	RL: Reporting Limit
MDC: Minimum Detectable Concentration	SQL: Sample Quantitation Limit

GEL LABORATORIES LLC
2040 Savage Road Charleston SC 29407 - (843) 556-8171 - www.gel.com

Certificate of Analysis

Report Date: April 11, 2023

Company : Santee Cooper
Address : P.O. Box 2946101
OCO3
Moncks Corner, South Carolina 29461
Contact: Ms. Jeanette Gilmetti
Project: ABS Lab Analytical

Client Sample ID: AF56425
Sample ID: 613963008
Matrix: Ground Water
Collect Date: 07-MAR-23 12:49
Receive Date: 10-MAR-23
Collector: Client

Project: SOOP00119
Client ID: SOOP001

Parameter	Qualifier	Result	Uncertainty	MDC	RL	Units	PF	DF	Analyst	Date	Time	Batch	Method
Rad Gas Flow Proportional Counting													
GFPC, Ra228, Liquid "As Received"													
Radium-228	U	-0.250	+/-0.593	1.24	3.00	pCi/L			JE1	04/04/23	1246	2402066	1
Radium-226+Radium-228 Calculation "See Parent Products"													
Radium-226+228 Sum		0.520	+/-0.729			pCi/L			NXL1	04/11/23	1121	2402065	2
Rad Radium-226													
Lucas Cell, Ra226, Liquid "As Received"													
Radium-226	U	0.520	+/-0.424	0.550	1.00	pCi/L			LXP1	04/11/23	0819	2402018	3

The following Analytical Methods were performed:

Method	Description	Analyst Comments
1	EPA 904.0/SW846 9320 Modified	
2	Calculation	
3	EPA 903.1 Modified	

Surrogate/Tracer Recovery	Test	Result	Nominal	Recovery%	Acceptable Limits
Barium-133 Tracer	GFPC, Ra228, Liquid "As Received"			88.3	(15%-125%)

Notes:
Counting Uncertainty is calculated at the 95% confidence level (1.96-sigma).

Column headers are defined as follows:

DF: Dilution Factor
DL: Detection Limit
MDA: Minimum Detectable Activity
MDC: Minimum Detectable Concentration
Lc/LC: Critical Level
PF: Prep Factor
RL: Reporting Limit
SQL: Sample Quantitation Limit

GEL LABORATORIES LLC
2040 Savage Road Charleston SC 29407 - (843) 556-8171 - www.gel.com

Certificate of Analysis

Report Date: April 11, 2023

Company :	Santee Cooper
Address :	P.O. Box 2946101 OCO3 Moncks Corner, South Carolina 29461
Contact:	Ms. Jeanette Gilmetti
Project:	ABS Lab Analytical

Client Sample ID:	AF56426	Project:	SOOP00119
Sample ID:	613963009	Client ID:	SOOP001
Matrix:	Ground Water		
Collect Date:	07-MAR-23 10:22		
Receive Date:	10-MAR-23		
Collector:	Client		

Parameter	Qualifier	Result	Uncertainty	MDC	RL	Units	PF	DF	Analyst	Date	Time	Batch	Method
Rad Gas Flow Proportional Counting													
GFPC, Ra228, Liquid "As Received"													
Radium-228	U	-1.31	+/-1.21	2.50	3.00	pCi/L			JE1	04/04/23	1246	2402066	1
Radium-226+Radium-228 Calculation "See Parent Products"													
Radium-226+228 Sum		0.567	+/-1.28			pCi/L			NXL1	04/11/23	1121	2402065	2
Rad Radium-226													
Lucas Cell, Ra226, Liquid "As Received"													
Radium-226		0.567	+/-0.398	0.390	1.00	pCi/L			LXP1	04/11/23	0854	2402018	3

The following Analytical Methods were performed:

Method	Description	Analyst Comments
1	EPA 904.0/SW846 9320 Modified	
2	Calculation	
3	EPA 903.1 Modified	

Surrogate/Tracer Recovery	Test	Result	Nominal	Recovery%	Acceptable Limits
Barium-133 Tracer	GFPC, Ra228, Liquid "As Received"			68.3	(15%-125%)

Notes:
Counting Uncertainty is calculated at the 95% confidence level (1.96-sigma).

Column headers are defined as follows:

DF: Dilution Factor	Lc/LC: Critical Level
DL: Detection Limit	PF: Prep Factor
MDA: Minimum Detectable Activity	RL: Reporting Limit
MDC: Minimum Detectable Concentration	SQL: Sample Quantitation Limit

GEL LABORATORIES LLC
2040 Savage Road Charleston SC 29407 - (843) 556-8171 - www.gel.com

Certificate of Analysis

Report Date: April 11, 2023

Company :	Santee Cooper
Address :	P.O. Box 2946101 OCO3 Moncks Corner, South Carolina 29461
Contact:	Ms. Jeanette Gilmetti
Project:	ABS Lab Analytical

Client Sample ID:	AF56427	Project:	SOOP00119
Sample ID:	613963010	Client ID:	SOOP001
Matrix:	Ground Water		
Collect Date:	07-MAR-23 10:27		
Receive Date:	10-MAR-23		
Collector:	Client		

Parameter	Qualifier	Result	Uncertainty	MDC	RL	Units	PF	DF	Analyst	Date	Time	Batch	Method
Rad Gas Flow Proportional Counting													
GFPC, Ra228, Liquid "As Received"													
Radium-228	U	0.0970	+/-0.674	1.31	3.00	pCi/L			JE1	04/04/23	1246	2402066	1
Radium-226+Radium-228 Calculation "See Parent Products"													
Radium-226+228 Sum		1.05	+/-0.832			pCi/L			NXL1	04/11/23	1121	2402065	2
Rad Radium-226													
Lucas Cell, Ra226, Liquid "As Received"													
Radium-226		0.958	+/-0.488	0.361	1.00	pCi/L			LXP1	04/11/23	0854	2402018	3

The following Analytical Methods were performed:

Method	Description	Analyst Comments
1	EPA 904.0/SW846 9320 Modified	
2	Calculation	
3	EPA 903.1 Modified	

Surrogate/Tracer Recovery	Test	Result	Nominal	Recovery%	Acceptable Limits
Barium-133 Tracer	GFPC, Ra228, Liquid "As Received"			73.7	(15%-125%)

Notes:
Counting Uncertainty is calculated at the 95% confidence level (1.96-sigma).

Column headers are defined as follows:

DF: Dilution Factor	Lc/LC: Critical Level
DL: Detection Limit	PF: Prep Factor
MDA: Minimum Detectable Activity	RL: Reporting Limit
MDC: Minimum Detectable Concentration	SQL: Sample Quantitation Limit

GEL LABORATORIES LLC
2040 Savage Road Charleston SC 29407 - (843) 556-8171 - www.gel.com

Certificate of Analysis

Report Date: April 11, 2023

Company :	Santee Cooper
Address :	P.O. Box 2946101 OCO3 Moncks Corner, South Carolina 29461
Contact:	Ms. Jeanette Gilmetti
Project:	ABS Lab Analytical

Client Sample ID:	AF56408	Project:	SOOP00119
Sample ID:	613963011	Client ID:	SOOP001
Matrix:	Ground Water		
Collect Date:	08-MAR-23 13:38		
Receive Date:	10-MAR-23		
Collector:	Client		

Parameter	Qualifier	Result	Uncertainty	MDC	RL	Units	PF	DF	Analyst	Date	Time	Batch	Method
Rad Gas Flow Proportional Counting													
GFPC, Ra228, Liquid "As Received"													
Radium-228	U	0.311	+/-0.884	1.62	3.00	pCi/L			JE1	04/04/23	1246	2402066	1
Radium-226+Radium-228 Calculation "See Parent Products"													
Radium-226+228 Sum		1.84	+/-1.08			pCi/L			NXL1	04/11/23	1121	2402065	2
Rad Radium-226													
Lucas Cell, Ra226, Liquid "As Received"													
Radium-226		1.53	+/-0.619	0.431	1.00	pCi/L			LXP1	04/11/23	0854	2402018	3

The following Analytical Methods were performed:

Method	Description	Analyst Comments
1	EPA 904.0/SW846 9320 Modified	
2	Calculation	
3	EPA 903.1 Modified	

Surrogate/Tracer Recovery	Test	Result	Nominal	Recovery%	Acceptable Limits
Barium-133 Tracer	GFPC, Ra228, Liquid "As Received"			70.7	(15%-125%)

Notes:
Counting Uncertainty is calculated at the 95% confidence level (1.96-sigma).

Column headers are defined as follows:

DF: Dilution Factor	Lc/LC: Critical Level
DL: Detection Limit	PF: Prep Factor
MDA: Minimum Detectable Activity	RL: Reporting Limit
MDC: Minimum Detectable Concentration	SQL: Sample Quantitation Limit

GEL LABORATORIES LLC
2040 Savage Road Charleston SC 29407 - (843) 556-8171 - www.gel.com

Certificate of Analysis

Report Date: April 11, 2023

Company :	Santee Cooper
Address :	P.O. Box 2946101 OCO3 Moncks Corner, South Carolina 29461
Contact:	Ms. Jeanette Gilmetti
Project:	ABS Lab Analytical

Client Sample ID:	AF56415	Project:	SOOP00119
Sample ID:	613963012	Client ID:	SOOP001
Matrix:	Ground Water		
Collect Date:	08-MAR-23 15:13		
Receive Date:	10-MAR-23		
Collector:	Client		

Parameter	Qualifier	Result	Uncertainty	MDC	RL	Units	PF	DF	Analyst	Date	Time	Batch	Method
Rad Gas Flow Proportional Counting													
GFPC, Ra228, Liquid "As Received"													
Radium-228	U	1.63	+/-1.08	1.65	3.00	pCi/L			JE1	04/04/23	1246	2402066	1
Radium-226+Radium-228 Calculation "See Parent Products"													
Radium-226+228 Sum		3.33	+/-1.29			pCi/L			NXL1	04/11/23	1121	2402065	2
Rad Radium-226													
Lucas Cell, Ra226, Liquid "As Received"													
Radium-226		1.69	+/-0.717	0.572	1.00	pCi/L			LXP1	04/11/23	0854	2402018	3

The following Analytical Methods were performed:

Method	Description	Analyst Comments
1	EPA 904.0/SW846 9320 Modified	
2	Calculation	
3	EPA 903.1 Modified	

Surrogate/Tracer Recovery	Test	Result	Nominal	Recovery%	Acceptable Limits
Barium-133 Tracer	GFPC, Ra228, Liquid "As Received"			84.8	(15%-125%)

Notes:
Counting Uncertainty is calculated at the 95% confidence level (1.96-sigma).

Column headers are defined as follows:

DF: Dilution Factor	Lc/LC: Critical Level
DL: Detection Limit	PF: Prep Factor
MDA: Minimum Detectable Activity	RL: Reporting Limit
MDC: Minimum Detectable Concentration	SQL: Sample Quantitation Limit

GEL LABORATORIES LLC
2040 Savage Road Charleston SC 29407 - (843) 556-8171 - www.gel.com

Certificate of Analysis

Report Date: April 11, 2023

Company :	Santee Cooper
Address :	P.O. Box 2946101 OCO3 Moncks Corner, South Carolina 29461
Contact:	Ms. Jeanette Gilmetti
Project:	ABS Lab Analytical

Client Sample ID:	AF56416	Project:	SOOP00119
Sample ID:	613963013	Client ID:	SOOP001
Matrix:	Ground Water		
Collect Date:	08-MAR-23 10:09		
Receive Date:	10-MAR-23		
Collector:	Client		

Parameter	Qualifier	Result	Uncertainty	MDC	RL	Units	PF	DF	Analyst	Date	Time	Batch	Method
Rad Gas Flow Proportional Counting													
GFPC, Ra228, Liquid "As Received"													
Radium-228	U	0.331	+/-0.898	1.61	3.00	pCi/L			JE1	04/04/23	1246	2402066	1
Radium-226+Radium-228 Calculation "See Parent Products"													
Radium-226+228 Sum		0.476	+/-0.942			pCi/L			NXL1	04/11/23	1121	2402065	2
Rad Radium-226													
Lucas Cell, Ra226, Liquid "As Received"													
Radium-226	U	0.145	+/-0.285	0.545	1.00	pCi/L			LXP1	04/11/23	0854	2402018	3

The following Analytical Methods were performed:

Method	Description	Analyst Comments
1	EPA 904.0/SW846 9320 Modified	
2	Calculation	
3	EPA 903.1 Modified	

Surrogate/Tracer Recovery	Test	Result	Nominal	Recovery%	Acceptable Limits
Barium-133 Tracer	GFPC, Ra228, Liquid "As Received"			88.6	(15%-125%)

Notes:
Counting Uncertainty is calculated at the 95% confidence level (1.96-sigma).

Column headers are defined as follows:

DF: Dilution Factor	Lc/LC: Critical Level
DL: Detection Limit	PF: Prep Factor
MDA: Minimum Detectable Activity	RL: Reporting Limit
MDC: Minimum Detectable Concentration	SQL: Sample Quantitation Limit

GEL LABORATORIES LLC
2040 Savage Road Charleston SC 29407 - (843) 556-8171 - www.gel.com

Certificate of Analysis

Report Date: April 11, 2023

Company :	Santee Cooper
Address :	P.O. Box 2946101 OCO3 Moncks Corner, South Carolina 29461
Contact:	Ms. Jeanette Gilmetti
Project:	ABS Lab Analytical

Client Sample ID:	AF56417	Project:	SOOP00119
Sample ID:	613963014	Client ID:	SOOP001
Matrix:	Ground Water		
Collect Date:	08-MAR-23 10:14		
Receive Date:	10-MAR-23		
Collector:	Client		

Parameter	Qualifier	Result	Uncertainty	MDC	RL	Units	PF	DF	Analyst	Date	Time	Batch	Method
Rad Gas Flow Proportional Counting													
GFPC, Ra228, Liquid "As Received"													
Radium-228		2.50	+/-1.09	1.51	3.00	pCi/L			JE1	04/04/23	1246	2402066	1
Radium-226+Radium-228 Calculation "See Parent Products"													
Radium-226+228 Sum		3.19	+/-1.18			pCi/L			NXL1	04/11/23	1121	2402065	2
Rad Radium-226													
Lucas Cell, Ra226, Liquid "As Received"													
Radium-226		0.690	+/-0.459	0.562	1.00	pCi/L			LXP1	04/11/23	0854	2402018	3

The following Analytical Methods were performed:

Method	Description	Analyst Comments
1	EPA 904.0/SW846 9320 Modified	
2	Calculation	
3	EPA 903.1 Modified	

Surrogate/Tracer Recovery	Test	Result	Nominal	Recovery%	Acceptable Limits
Barium-133 Tracer	GFPC, Ra228, Liquid "As Received"			89.6	(15%-125%)

Notes:
Counting Uncertainty is calculated at the 95% confidence level (1.96-sigma).

Column headers are defined as follows:

DF: Dilution Factor	Lc/LC: Critical Level
DL: Detection Limit	PF: Prep Factor
MDA: Minimum Detectable Activity	RL: Reporting Limit
MDC: Minimum Detectable Concentration	SQL: Sample Quantitation Limit

GEL LABORATORIES LLC
2040 Savage Road Charleston SC 29407 - (843) 556-8171 - www.gel.com

Certificate of Analysis

Report Date: April 11, 2023

Company :	Santee Cooper
Address :	P.O. Box 2946101 OCO3 Moncks Corner, South Carolina 29461
Contact:	Ms. Jeanette Gilmetti
Project:	ABS Lab Analytical

Client Sample ID:	AF56429	Project:	SOOP00119
Sample ID:	613963015	Client ID:	SOOP001
Matrix:	Ground Water		
Collect Date:	08-MAR-23 12:12		
Receive Date:	10-MAR-23		
Collector:	Client		

Parameter	Qualifier	Result	Uncertainty	MDC	RL	Units	PF	DF	Analyst	Date	Time	Batch	Method
Rad Gas Flow Proportional Counting													
GFPC, Ra228, Liquid "As Received"													
Radium-228		3.39	+/-1.22	1.54	3.00	pCi/L			JE1	04/04/23	1246	2402066	1
Radium-226+Radium-228 Calculation "See Parent Products"													
Radium-226+228 Sum		3.97	+/-1.29			pCi/L			NXL1	04/11/23	1121	2402065	2
Rad Radium-226													
Lucas Cell, Ra226, Liquid "As Received"													
Radium-226		0.578	+/-0.409	0.483	1.00	pCi/L			LXP1	04/11/23	0854	2402018	3

The following Analytical Methods were performed:

Method	Description	Analyst Comments
1	EPA 904.0/SW846 9320 Modified	
2	Calculation	
3	EPA 903.1 Modified	

Surrogate/Tracer Recovery	Test	Result	Nominal	Recovery%	Acceptable Limits
Barium-133 Tracer	GFPC, Ra228, Liquid "As Received"			78.1	(15%-125%)

Notes:
Counting Uncertainty is calculated at the 95% confidence level (1.96-sigma).

Column headers are defined as follows:

DF: Dilution Factor	Lc/LC: Critical Level
DL: Detection Limit	PF: Prep Factor
MDA: Minimum Detectable Activity	RL: Reporting Limit
MDC: Minimum Detectable Concentration	SQL: Sample Quantitation Limit

GEL LABORATORIES LLC
2040 Savage Road Charleston SC 29407 - (843) 556-8171 - www.gel.com

Certificate of Analysis

Report Date: April 11, 2023

Company : Santee Cooper
Address : P.O. Box 2946101
OCO3
Moncks Corner, South Carolina 29461
Contact: Ms. Jeanette Gilmetti
Project: ABS Lab Analytical

Client Sample ID: AF56406
Sample ID: 613963016
Matrix: Ground Water
Collect Date: 09-MAR-23 10:29
Receive Date: 10-MAR-23
Collector: Client

Project: SOOP00119
Client ID: SOOP001

Parameter	Qualifier	Result	Uncertainty	MDC	RL	Units	PF	DF	Analyst	Date	Time	Batch	Method
Rad Gas Flow Proportional Counting													
GFPC, Ra228, Liquid "As Received"													
Radium-228	U	0.757	+/-0.814	1.35	3.00	pCi/L			JE1	04/04/23	1246	2402066	1
Radium-226+Radium-228 Calculation "See Parent Products"													
Radium-226+228 Sum		1.81	+/-0.979			pCi/L			NXL1	04/11/23	1121	2402065	2
Rad Radium-226													
Lucas Cell, Ra226, Liquid "As Received"													
Radium-226		1.06	+/-0.544	0.508	1.00	pCi/L			LXP1	04/11/23	0854	2402018	3

The following Analytical Methods were performed:

Method	Description	Analyst Comments
1	EPA 904.0/SW846 9320 Modified	
2	Calculation	
3	EPA 903.1 Modified	

Surrogate/Tracer Recovery	Test	Result	Nominal	Recovery%	Acceptable Limits
Barium-133 Tracer	GFPC, Ra228, Liquid "As Received"			84.9	(15%-125%)

Notes:
Counting Uncertainty is calculated at the 95% confidence level (1.96-sigma).

Column headers are defined as follows:

DF: Dilution Factor
DL: Detection Limit
MDA: Minimum Detectable Activity
MDC: Minimum Detectable Concentration
Lc/LC: Critical Level
PF: Prep Factor
RL: Reporting Limit
SQL: Sample Quantitation Limit

GEL LABORATORIES LLC
2040 Savage Road Charleston SC 29407 - (843) 556-8171 - www.gel.com

Certificate of Analysis

Report Date: April 11, 2023

Company :	Santee Cooper
Address :	P.O. Box 2946101 OCO3 Moncks Corner, South Carolina 29461
Contact:	Ms. Jeanette Gilmetti
Project:	ABS Lab Analytical

Client Sample ID:	AF56407	Project:	SOOP00119
Sample ID:	613963017	Client ID:	SOOP001
Matrix:	Ground Water		
Collect Date:	09-MAR-23 10:34		
Receive Date:	10-MAR-23		
Collector:	Client		

Parameter	Qualifier	Result	Uncertainty	MDC	RL	Units	PF	DF	Analyst	Date	Time	Batch	Method
Rad Gas Flow Proportional Counting													
GFPC, Ra228, Liquid "As Received"													
Radium-228	U	0.0962	+/-1.20	2.19	3.00	pCi/L			JE1	04/04/23	1246	2402066	1
Radium-226+Radium-228 Calculation "See Parent Products"													
Radium-226+228 Sum		1.39	+/-1.35			pCi/L			NXL1	04/11/23	1121	2402065	2
Rad Radium-226													
Lucas Cell, Ra226, Liquid "As Received"													
Radium-226		1.29	+/-0.623	0.554	1.00	pCi/L			LXP1	04/11/23	0930	2402018	3

The following Analytical Methods were performed:

Method	Description	Analyst Comments
1	EPA 904.0/SW846 9320 Modified	
2	Calculation	
3	EPA 903.1 Modified	

Surrogate/Tracer Recovery	Test	Result	Nominal	Recovery%	Acceptable Limits
Barium-133 Tracer	GFPC, Ra228, Liquid "As Received"			79.8	(15%-125%)

Notes:
Counting Uncertainty is calculated at the 95% confidence level (1.96-sigma).

Column headers are defined as follows:

DF: Dilution Factor	Lc/LC: Critical Level
DL: Detection Limit	PF: Prep Factor
MDA: Minimum Detectable Activity	RL: Reporting Limit
MDC: Minimum Detectable Concentration	SQL: Sample Quantitation Limit

GEL LABORATORIES LLC
2040 Savage Road Charleston SC 29407 - (843) 556-8171 - www.gel.com

Certificate of Analysis

Report Date: April 11, 2023

Company : Santee Cooper
Address : P.O. Box 2946101
OCO3
Moncks Corner, South Carolina 29461
Contact: Ms. Jeanette Gilmetti
Project: ABS Lab Analytical

Client Sample ID: AF56418
Sample ID: 613963018
Matrix: Ground Water
Collect Date: 09-MAR-23 12:07
Receive Date: 10-MAR-23
Collector: Client

Project: SOOP00119
Client ID: SOOP001

Parameter	Qualifier	Result	Uncertainty	MDC	RL	Units	PF	DF	Analyst	Date	Time	Batch	Method
Rad Gas Flow Proportional Counting													
GFPC, Ra228, Liquid "As Received"													
Radium-228	U	0.0769	+/-0.950	1.77	3.00	pCi/L			JE1	04/04/23	1246	2402066	1
Radium-226+Radium-228 Calculation "See Parent Products"													
Radium-226+228 Sum		1.17	+/-1.09			pCi/L			NXL1	04/11/23	1121	2402065	2
Rad Radium-226													
Lucas Cell, Ra226, Liquid "As Received"													
Radium-226		1.09	+/-0.528	0.499	1.00	pCi/L			LXP1	04/11/23	0930	2402018	3

The following Analytical Methods were performed:

Method	Description	Analyst Comments
1	EPA 904.0/SW846 9320 Modified	
2	Calculation	
3	EPA 903.1 Modified	

Surrogate/Tracer Recovery	Test	Result	Nominal	Recovery%	Acceptable Limits
Barium-133 Tracer	GFPC, Ra228, Liquid "As Received"			81.2	(15%-125%)

Notes:
Counting Uncertainty is calculated at the 95% confidence level (1.96-sigma).

Column headers are defined as follows:

DF: Dilution Factor
DL: Detection Limit
MDA: Minimum Detectable Activity
MDC: Minimum Detectable Concentration
Lc/LC: Critical Level
PF: Prep Factor
RL: Reporting Limit
SQL: Sample Quantitation Limit

GEL LABORATORIES LLC
2040 Savage Road Charleston SC 29407 - (843) 556-8171 - www.gel.com

Certificate of Analysis

Report Date: April 11, 2023

Company : Santee Cooper
Address : P.O. Box 2946101
OCO3
Moncks Corner, South Carolina 29461
Contact: Ms. Jeanette Gilmetti
Project: ABS Lab Analytical

Client Sample ID: AF56422
Sample ID: 613963019
Matrix: Ground Water
Collect Date: 09-MAR-23 13:19
Receive Date: 10-MAR-23
Collector: Client

Project: SOOP00119
Client ID: SOOP001

Parameter	Qualifier	Result	Uncertainty	MDC	RL	Units	PF	DF	Analyst	Date	Time	Batch	Method
Rad Gas Flow Proportional Counting													
GFPC, Ra228, Liquid "As Received"													
Radium-228	U	0.992	+/-0.901	1.45	3.00	pCi/L			JE1	04/04/23	1247	2402066	1
Radium-226+Radium-228 Calculation "See Parent Products"													
Radium-226+228 Sum		2.31	+/-1.07			pCi/L			NXL1	04/11/23	1121	2402065	2
Rad Radium-226													
Lucas Cell, Ra226, Liquid "As Received"													
Radium-226		1.32	+/-0.571	0.464	1.00	pCi/L			LXP1	04/11/23	0930	2402018	3

The following Analytical Methods were performed:

Method	Description	Analyst Comments
1	EPA 904.0/SW846 9320 Modified	
2	Calculation	
3	EPA 903.1 Modified	

Surrogate/Tracer Recovery	Test	Result	Nominal	Recovery%	Acceptable Limits
Barium-133 Tracer	GFPC, Ra228, Liquid "As Received"			69.8	(15%-125%)

Notes:
Counting Uncertainty is calculated at the 95% confidence level (1.96-sigma).

Column headers are defined as follows:

DF: Dilution Factor
DL: Detection Limit
MDA: Minimum Detectable Activity
MDC: Minimum Detectable Concentration
Lc/LC: Critical Level
PF: Prep Factor
RL: Reporting Limit
SQL: Sample Quantitation Limit

QC Summary

Report Date: April 11, 2023

Santee Cooper
P.O. Box 2946101
OCO3
Moncks Corner, South Carolina

Contact: **Ms. Jeanette Gilmetti**

Workorder: **613963**

Parmname			NOM	Sample	Qual	QC	Units	RPD%	REC%	Range	Anlst	Date	Time
Rad Gas Flow													
Batch 2402066													
QC1205352839	613963001	DUP											
Radium-228				2.18	U	1.38	pCi/L	45.2		(0% - 100%)	JE1	04/04/23	12:45
			Uncertainty	+/-1.16		+/-1.13							
QC1205352840		LCS											
Radium-228			81.6			77.8	pCi/L		95.3	(75%-125%)		04/04/23	12:45
			Uncertainty			+/-4.42							
QC1205352838		MB											
Radium-228					U	0.382	pCi/L					04/04/23	12:45
			Uncertainty			+/-0.779							
Rad Ra-226													
Batch 2402018													
QC1205352737	613963001	DUP											
Radium-226				0.971		0.957	pCi/L	1.4		(0% - 100%)	LXP1	04/11/23	09:30
			Uncertainty	+/-0.495		+/-0.511							
QC1205352739		LCS											
Radium-226			26.4			22.4	pCi/L		84.9	(75%-125%)		04/11/23	09:30
			Uncertainty			+/-2.39							
QC1205352736		MB											
Radium-226					U	0.253	pCi/L					04/11/23	09:30
			Uncertainty			+/-0.405							
QC1205352738	613963001	MS											
Radium-226			132	0.971		101	pCi/L		75.9	(75%-125%)		04/11/23	09:30
			Uncertainty	+/-0.495		+/-10.7							

Notes:

Counting Uncertainty is calculated at the 95% confidence level (1.96-sigma).

The Qualifiers in this report are defined as follows:

- U Analyte was analyzed for, but not detected above the MDL, MDA, MDC or LOD.
- J Value is estimated
- X Consult Case Narrative, Data Summary package, or Project Manager concerning this qualifier
- H Analytical holding time was exceeded
- < Result is less than value reported

QC Summary

Workorder: **613963**

Parmname	NOM	Sample	Qual	QC	Units	RPD%	REC%	Range	Anlst	Date	Time

>	Result is greater than value reported
UI	Gamma Spectroscopy--Uncertain identification
BD	Results are either below the MDC or tracer recovery is low
h	Preparation or preservation holding time was exceeded
R	Sample results are rejected
^	RPD of sample and duplicate evaluated using +/-RL. Concentrations are <5X the RL. Qualifier Not Applicable for Radiochemistry.
N/A	RPD or %Recovery limits do not apply.
ND	Analyte concentration is not detected above the detection limit
M	M if above MDC and less than LLD
NJ	Consult Case Narrative, Data Summary package, or Project Manager concerning this qualifier
FA	Failed analysis.
UJ	Gamma Spectroscopy--Uncertain identification
Q	One or more quality control criteria have not been met. Refer to the applicable narrative or DER.
K	Analyte present. Reported value may be biased high. Actual value is expected to be lower.
UL	Not considered detected. The associated number is the reported concentration, which may be inaccurate due to a low bias.
L	Analyte present. Reported value may be biased low. Actual value is expected to be higher.
N1	See case narrative
Y	Other specific qualifiers were required to properly define the results. Consult case narrative.
**	Analyte is a Tracer compound
M	REMP Result > MDC/CL and < RDL
J	See case narrative for an explanation

N/A indicates that spike recovery limits do not apply when sample concentration exceeds spike conc. by a factor of 4 or more or %RPD not applicable.
^ The Relative Percent Difference (RPD) obtained from the sample duplicate (DUP) is evaluated against the acceptance criteria when the sample is greater than five times (5X) the contract required detection limit (RL). In cases where either the sample or duplicate value is less than 5X the RL, a control limit of +/- the RL is used to evaluate the DUP result.
* Indicates that a Quality Control parameter was not within specifications.
For PS, PSD, and SDILT results, the values listed are the measured amounts, not final concentrations.

Where the analytical method has been performed under NELAP certification, the analysis has met all of the requirements of the NELAC standard unless qualified on the QC Summary.

Radiochemistry
Technical Case Narrative
Santee Cooper
SDG #: 613963

Product: **GFPC, Ra228, Liquid**
Analytical Method: EPA 904.0/SW846 9320 Modified
Analytical Procedure: GL-RAD-A-063 REV# 5
Analytical Batch: 2402066

The following samples were analyzed using the above methods and analytical procedure(s).

GEL Sample ID#	Client Sample Identification
613963001	AF56409
613963002	AF56410
613963003	AF56411
613963004	AF56412
613963005	AF56413
613963006	AF56430
613963007	AF56419
613963008	AF56425
613963009	AF56426
613963010	AF56427
613963011	AF56408
613963012	AF56415
613963013	AF56416
613963014	AF56417
613963015	AF56429
613963016	AF56406
613963017	AF56407
613963018	AF56418
613963019	AF56422
1205352838	Method Blank (MB)
1205352839	613963001(AF56409) Sample Duplicate (DUP)
1205352840	Laboratory Control Sample (LCS)

The samples in this SDG were analyzed on an "as received" basis.

Data Summary:

All sample data provided in this report met the acceptance criteria specified in the analytical methods and procedures for initial calibration, continuing calibration, instrument controls and process controls where applicable, with the following exceptions.

Preparation Information

Homogenous Matrix
Samples 613963012 (AF56415), 613963013 (AF56416), 613963014 (AF56417), 613963016 (AF56406), 613963017 (AF56407) and 613963018 (AF56418) were non-homogenous matrix. yellow tint 613963012 (AF56415), 613963013 (AF56416), 613963014 (AF56417), 613963016 (AF56406), 613963017 (AF56407) and 613963018 (AF56418).

Product: **Lucas Cell, Ra226, Liquid**
Analytical Method: EPA 903.1 Modified
Analytical Procedure: GL-RAD-A-008 REV# 15
Analytical Batch: 2402018

The following samples were analyzed using the above methods and analytical procedure(s).

GEL Sample ID#	Client Sample Identification
613963001	AF56409
613963002	AF56410
613963003	AF56411
613963004	AF56412
613963005	AF56413
613963006	AF56430
613963007	AF56419
613963008	AF56425
613963009	AF56426
613963010	AF56427
613963011	AF56408
613963012	AF56415
613963013	AF56416
613963014	AF56417
613963015	AF56429
613963016	AF56406
613963017	AF56407
613963018	AF56418
613963019	AF56422
1205352736	Method Blank (MB)
1205352737	613963001(AF56409) Sample Duplicate (DUP)
1205352738	613963001(AF56409) Matrix Spike (MS)
1205352739	Laboratory Control Sample (LCS)

The samples in this SDG were analyzed on an "as received" basis.

Data Summary:

All sample data provided in this report met the acceptance criteria specified in the analytical methods and procedures for initial calibration, continuing calibration, instrument controls and process controls where applicable, with the following exceptions.

Preparation Information

Homogenous Matrix
Samples 613963012 (AF56415), 613963013 (AF56416), 613963014 (AF56417), 613963017 (AF56407) and 613963018 (AF56418) were non-homogenous matrix.

Miscellaneous Information

Additional Comments
The matrix spike, 1205352738 (AF56409MS), aliquot was reduced to conserve sample volume.

Certification Statement

Where the analytical method has been performed under NELAP certification, the analysis has met all of the requirements of the NELAC standard unless otherwise noted in the analytical case narrative.

613959 RAD - 4/17/23 613963

Contract Lab Info: GEL Contract Lab Due Date (Lab Only): 3 / 20 / 23 Send report to lcwillia@santeecooper.com & sjbrown@santeecooper.com

Chain of Custody

santee cooper
Santee Cooper
One Riverwood Drive
Moncks Corner, SC 29461
Phone: (843)761-8000 Ext. 5148
Fax: (843)761-4175

Customer Email/Report Recipient: LCWILLIA @santeecooper.com

Date Results Needed by: ___/___/___

Project/Task/Unit #: 125915 / JM02.09.GØ1.1 / 36500

Rerun request for any flagged QC Yes (No)

Analysis Group

Labworks ID # (Internal use only)	Sample Location/ Description	Collection Date	Collection Time	Sample Collector	Total # of containers	Bottle type: (Glass-G/Plastic-P)	Grab (G) or Composite (C)	Matrix(see below)	Preservative (see below)	Comments • Method # • Reporting limit • Misc. sample info • Any other notes	TOC/DOC	ALKALINITY	SULFIDE	RAD 226+228 TOTAL RAD CALC
AF56409	WAP-14	3/6/23	1214	ZDM ML	6	P/G	G	GW	*	* SULFIDE HAS SHORT HOLD	2	1	1	2
10	WAP-14D		1219											
11	WAP-14A		1108							* PRESERVATIVES				
12	WAP-14B		1515							TOC - H_2SO_4 SULFIDE ZINCACETATE, NaOH				
13	WAP-14C		1341							RAD HNO_3 <4 °C				
30	WAP-29		1010											
AF56419	WAP-19	3/7/23	1451							ALKAL- TOTAL, BICARB, CARB				
25	25		1249							RAD - INCLUDE TOTAL CALC.				
26	26		1022							DOC-NOT FIELD FILTERED				
27	26D		1027											

Relinquished by:	Employee#	Date	Time	Received by:	Employee #	Date	Time
SJBrown	35594	3/10/23	1100	M. Ann	GEL	3/10/23	1100
Relinquished by:	**Employee#**	**Date**	**Time**	**Received by:**	**Employee #**	**Date**	**Time**
M. Ann	GEL	3.10.23	1620	[signature]	GEL	3/10/23	1620
Relinquished by:	**Employee#**	**Date**	**Time**	**Received by:**	**Employee #**	**Date**	**Time**

Sample Receiving (Internal Use Only)
TEMP (°C):_____ **Initial:**_____
Correct pH: Yes No
Preservative Lot#:
Date/Time/Init for preservative:

☐ METALS (all)

☐ Ag	☐ Cu	☐ Sb
☐ Al	☐ Fe	☐ Se
☐ As	☐ K	☐ Sn
☐ B	☐ Li	☐ Sr
☐ Ba	☐ Mg	☐ Ti
☐ Be	☐ Mn	☐ Tl
☐ Ca	☐ Mo	☐ V
☐ Cd	☐ Na	☐ Zn
☐ Co	☐ Ni	☐ Hg
☐ Cr	☐ Pb	☐ CrVI

Nutrients
☐ TOC
☐ DOC
☐ TP/TPO4
☐ NH3-N
☐ F
☐ Cl
☐ NO2
☐ Br
☐ NO3
☐ SO4

MISC.
☐ BTEX
☐ Naphthalene
☐ THM/HAA
☐ VOC
☐ Oil & Grease
☐ E. Coli
☐ Total Coliform
☐ pH
☐ Dissolved As
☐ Dissolved Fe
☐ Rad 226
☐ Rad 228
☐ PCB

Gypsum
☐ Wallboard Gypsum *(all below)*
☐ AIM
☐ TOC
☐ Total metals
☐ Soluble Metals
☐ Purity (CaSO4)
☐ % Moisture
☐ Sulfites
☐ pH
☐ Chlorides
☐ Particle Size
☐ Sulfur

Coal
☐ Ultimate
☐ % Moisture
☐ Ash
☐ Sulfur
☐ BTUs
☐ Volatile Matter
☐ CHN
Other Tests:
☐ XRF Scan
☐ HGI
☐ Fineness
☐ Particulate Matter

Flyash
☐ Ammonia
☐ LOI
☐ % Carbon
☐ Mineral Analysis
☐ Sieve
☐ % Moisture

NPDES
☐ Oil & Grease
☐ As
☐ TSS

Oil
☐ Trans. Oil Qual.
☐ %Moisture
☐ Color
☐ Acidity
☐ Dielectric Strength
☐ IFT
☐ Dissolved Gases
☐ Used Oil
☐ Flashpoint
☐ Metals in oil (As,Cd,Cr,Ni,Pb Hg)
☐ TX
☐ COFER

Matrix codes: GW-groundwater, DW-drinking water, SW-surface water, WW-waste water, BW-boiler water, L-limestone, Oil-oil, S-Soil, SL-solid, C-coal, G-gypsum, FA-flyash, BA-bottom ash, M-misc (describe in comment section)
Preservative code- 1=<4°C 2=HNO_3 3=H_2SO_4 4-HCl 5=$Na_2S_2O_3$ 6-Other (Specify)

RAD - 4/17/23

Contract Lab Info: GEL Contract Lab Due Date (Lab Only): 3 / 20 / 23 Send report to lcwillia@santeecooper.com & sjbrown@santeecooper.com

Chain of Custody

santee cooper
Santee Cooper
One Riverwood Drive
Moncks Corner, SC 29461
Phone: (843)761-8000 Ext. 5148
Fax: (843)761-4175

Customer Email/Report Recipient:	Date Results Needed by:	Project/Task/Unit #:	Rerun request for any flagged QC
LCWILLIA @santeecooper.com	/ /	125915 / JM02.09.G01.1 / 36500	Yes (No)

Analysis Group

Labworks ID # (Internal use only)	Sample Location/ Description	Collection Date	Collection Time	Sample Collector	Total # of containers	Bottle type: (Glass-G/Plastic-P)	Grab (G) or Composite (C)	Matrix(see below)	Preservative (see below)	Comments • Method # • Reporting limit • Misc. sample info • Any other notes	TOC/DOC	ALKALINITY	SULFIDE	RAD 226/228 TOTAL RAD CALC.
AF56408	WAP-13	3/8/23	1338	ZDM ML	6	P	G	GW	*	*SULFIDE HAS SHORT HOLD	2	1	1	2
15	16		1513											
16	17		1009							*PRESERVATIVES				
17	17D		1014							TOC H2SO4 SULFIDE ZINC ACETATE, NaOH				
29	28		1212							RAD HNO3 <4°C				
AF56406	WAP-12	3/9/23	1029											
07	-12D		1034							ALKAL - TOTAL, BICARB, CARB				
18	18		1207							RAD - INCLUDE TOTAL CALC.				
22	22		1319							DOC - NOT FIELD FILTERED				

Relinquished by:	Employee#	Date	Time	Received by:	Employee #	Date	Time
SJBrown	35594	3/10/23	1100	M. An	GEL	3/10/23	1100
Relinquished by:	Employee#	Date	Time	Received by:	Employee #	Date	Time
M. An	GEL	3.10.23	1620	[signature]	GEL	3/10/23	1620
Relinquished by:	Employee#	Date	Time	Received by:	Employee #	Date	Time

Sample Receiving (Internal Use Only)
TEMP (°C):_____ Initial:_____
Correct pH: Yes No
Preservative Lot#:
Date/Time/Init for preservative:

☐ METALS (all)

☐ Ag	☐ Cu	☐ Sb
☐ Al	☐ Fe	☐ Se
☐ As	☐ K	☐ Sn
☐ B	☐ Li	☐ Sr
☐ Ba	☐ Mg	☐ Ti
☐ Be	☐ Mn	☐ Tl
☐ Ca	☐ Mo	☐ V
☐ Cd	☐ Na	☐ Zn
☐ Co	☐ Ni	☐ Hg
☐ Cr	☐ Pb	☐ CrVI

Nutrients
☐ TOC
☐ DOC
☐ TP/TPO4
☐ NH3-N
☐ F
☐ Cl
☐ NO2
☐ Br
☐ NO3
☐ SO4

MISC.
☐ BTEX
☐ Naphthalene
☐ THM/HAA
☐ VOC
☐ Oil & Grease
☐ E. Coli
☐ Total Coliform
☐ pH
☐ Dissolved As
☐ Dissolved Fe
☐ Rad 226
☐ Rad 228
☐ PCB

Gypsum
☐ Wallboard Gypsum(*all below*)
☐ AIM
☐ TOC
☐ Total metals
☐ Soluble Metals
☐ Purity (CaSO4)
☐ % Moisture
☐ Sulfites
☐ pH
☐ Chlorides
☐ Particle Size
☐ Sulfur

Coal
☐ Ultimate
☐ % Moisture
☐ Ash
☐ Sulfur
☐ BTUs
☐ Volatile Matter
☐ CHN
Other Tests:
☐ XRF Scan
☐ HGI
☐ Fineness
☐ Particulate Matter

Flyash
☐ Ammonia
☐ LOI
☐ % Carbon
☐ Mineral Analysis
☐ Sieve
☐ % Moisture

NPDES
☐ Oil & Grease
☐ As
☐ TSS

Oil
☐ Trans. Oil Qual.
☐ %Moisture
☐ Color
☐ Acidity
☐ Dielectric Strength
☐ IFT
☐ Dissolved Gases
☐ Used Oil
☐ Flashpoint
☐ Metals in oil (As,Cd,Cr,Ni,Pb Hg)
☐ TX
☐ GOFER

Matrix codes: GW-groundwater, DW-drinking water, SW-surface water, WW-waste water, BW-boiler water, L-limestone, Oil-oil, S-Soil, SL-solid, C-coal, G-gypsum, FA-flyash, BA-bottom ash, M-misc (describe in comment section)
Preservative code- 1=<4°C 2=HNO_3 3=H_2SO_4 4-HCl 5=$Na_2S_2O_3$ 6-Other (Specify)

GEL Laboratories LLC

SAMPLE RECEIPT & REVIEW FORM

Client: SCOP	SDG/AR/COC/Work Order: 613954/613963
Received By: JW	Date Received: 3/10/23.
Carrier and Tracking Number	Circle Applicable: FedEx Express FedEx Ground UPS Field Services (Courier) Other

Suspected Hazard Information	Yes	No	*If Net Counts > 100cpm on samples not marked "radioactive", contact the Radiation Safety Group for further investigation.
A)Shipped as a DOT Hazardous?		/	Hazard Class Shipped: UN#: If UN2910, Is the Radioactive Shipment Survey Compliant? Yes___ No___
B) Did the client designate the samples are to be received as radioactive?		/	COC notation or radioactive stickers on containers equal client designation.
C) Did the RSO classify the samples as radioactive?		/	Maximum Net Counts Observed* (Observed Counts - Area Background Counts): 0 (CPM) mR/Hr Classified as: Rad 1 Rad 2 Rad 3
D) Did the client designate samples are hazardous?		/	COC notation or hazard labels on containers equal client designation.
E) Did the RSO identify possible hazards?		/	If D or E is yes, select Hazards below. PCB's Flammable Foreign Soil RCRA Asbestos Beryllium Other:

	Sample Receipt Criteria	Yes	NA	No	Comments/Qualifiers (Required for Non-Conforming Items)
1	Shipping containers received intact and sealed?	/			Circle Applicable: Seals broken Damaged container Leaking container Other (describe)
2	Chain of custody documents included with shipment?	/			Circle Applicable: Client contacted and provided COC COC created upon receipt
3	Samples requiring cold preservation within (0 ≤ 6 deg. C)?*	/			Preservation Method: (Wet Ice) Ice Packs Dry ice None Other: *all temperatures are recorded in Celsius TEMP: 2
4	Daily check performed and passed on IR temperature gun?	/			Temperature Device Serial #: IR1-23 Secondary Temperature Device Serial # (If Applicable):
5	Sample containers intact and sealed?	/			Circle Applicable: Seals broken Damaged container Leaking container Other (describe)
6	Samples requiring chemical preservation at proper pH?	/			Sample ID's and Containers Affected: If Preservation added, Lot#:
7	Do any samples require Volatile Analysis?			/	If Yes, are Encores or Soil Kits present for solids? Yes___ No___ NA___(If yes, take to VOA Freezer) Do liquid VOA vials contain acid preservation? Yes___ No___ NA___(If unknown, select No) Are liquid VOA vials free of headspace? Yes___ No___ NA___ Sample ID's and containers affected:
8	Samples received within holding time?	/			ID's and tests affected:
9	Sample ID's on COC match ID's on bottles?	/			ID's and containers affected:
10	Date & time on COC match date & time on bottles?	/			Circle Applicable: No dates on containers No times on containers COC missing info Other (describe)
11	Number of containers received match number indicated on COC?	/			Circle Applicable: No container count on COC Other (describe)
12	Are sample containers identifiable as GEL provided by use of GEL labels?	/			
13	COC form is properly signed in relinquished/received sections?	/			Circle Applicable: Not relinquished Other (describe)

Comments (Use Continuation Form if needed):

PM (or PMA) review: Initials JLW Date 3/13/23 Page 1 of 1

Jordan Melton

From: Linda Williams <linda.williams@santeecooper.com>
Sent: Tuesday, March 14, 2023 8:08 AM
To: Jordan Melton
Cc: Jeanette Gilmetti; Courtney Ames Watkins; Sherri Brown
Subject: RE: Sample ID verification for "AF56429: WAP-28" 613963

[EXTERNAL EMAIL] DO NOT CLICK links or attachments unless you recognize the sender and know the content is safe.

Hello Jordan,

The sample should be WAP-28 id AF56429.

Thank you,

Linda Williams
Manager Analytical Services
843-761-8000 x5184

santee cooper

From: Jeanette Gilmetti <jeanette.gilmetti@santeecooper.com>
Sent: Tuesday, March 14, 2023 7:21 AM
To: Linda Williams <linda.williams@santeecooper.com>; Courtney Ames Watkins <COURTNEY.AMESWATKINS@santeecooper.com>
Subject: FW: Sample ID verification for "AF56429: WAP-28" 613963

Please see note below and let me know if this has been resolved or if I can assist.

Jeanette Gilmetti
santee cooper
Environmental Resources
(843) 761-8000 ext. 4564
jeanette.gilmetti@santeecooper.com

From: Jordan Melton <Jordan.Melton@gel.com>
Sent: Monday, March 13, 2023 12:12 PM
To: Sherri Brown <sherri.brown@santeecooper.com>
Cc: Jeanette Gilmetti <jeanette.gilmetti@santeecooper.com>
Subject: [EXTERNAL SENDER] Sample ID verification for "AF56429: WAP-28" 613963

Good afternoon,

GEL received ground water samples for Rad 226 and Rad 228 analysis. Sample AF56429 was received with the ID “WAP-8” on the container. The chain of custody lists the sample ID as “WAP-28”. Please confirm which sample ID should be used.

Thank you,
Jordan Melton
Project Manager Assistant

2040 Savage Road, Charleston, SC 29407 | P.O. Box 30712, Charleston, SC 29417
Office Main: 843.556.8171 |Office Fax: 843.769.7383
E-Mail: Jordan.Melton@gel.com | Website: www.gel.com
Follow us on LinkedIn

CONFIDENTIALITY NOTICE: This e-mail and any files transmitted with it are the property of The GEL Group, Inc. and its affiliates. All rights, including without limitation copyright, are reserved. The proprietary information contained in this e-mail message, and any files transmitted with it, is intended for the use of the recipient(s) named above. If the reader of this e-mail is not the intended recipient, you are hereby notified that you have received this e-mail in error and that any review, distribution or copying of this e-mail or any files transmitted with it is strictly prohibited. If you have received this e-mail in error, please notify the sender immediately and delete the original message and any files transmitted. The unauthorized use of this e-mail or any files transmitted with it is prohibited and disclaimed by The GEL Group, Inc. and its affiliates.

WARNING!
This e-mail message originated outside of Santee Cooper.
Do not click on any links or open any attachments unless you are confident it is from a trusted source.
If you have questions, please call the Technology Service Desk at Ext. 7777.

List of current GEL Certifications as of 11 April 2023

State	Certification
Alabama	42200
Alaska	17-018
Alaska Drinking Water	SC00012
Arkansas	88-0651
CLIA	42D0904046
California	2940
Colorado	SC00012
Connecticut	PH-0169
DoD ELAP/ ISO17025 A2LA	2567.01
Florida NELAP	E87156
Foreign Soils Permit	P330-15-00283, P330-15-00253
Georgia	SC00012
Georgia SDWA	967
Hawaii	SC00012
Idaho	SC00012
Illinois NELAP	200029
Indiana	C-SC-01
Kansas NELAP	E-10332
Kentucky SDWA	90129
Kentucky Wastewater	90129
Louisiana Drinking Water	LA024
Louisiana NELAP	03046 (AI33904)
Maine	2019020
Maryland	270
Massachusetts	M-SC012
Massachusetts PFAS Approv	Letter
Michigan	9976
Mississippi	SC00012
Nebraska	NE-OS-26-13
Nevada	SC000122023-4
New Hampshire NELAP	2054
New Jersey NELAP	SC002
New Mexico	SC00012
New York NELAP	11501
North Carolina	233
North Carolina SDWA	45709
North Dakota	R-158
Oklahoma	2022-160
Pennsylvania NELAP	68-00485
Puerto Rico	SC00012
S. Carolina Radiochem	10120002
Sanitation Districts of L	9255651
South Carolina Chemistry	10120001
Tennessee	TN 02934
Texas NELAP	T104704235-22-20
Utah NELAP	SC000122022-37
Vermont	VT87156
Virginia NELAP	460202
Washington	C780

eurofins | Environment Testing

1 2 3 4 5 6 7 8 9 10 11 12 13 14

ANALYTICAL REPORT

PREPARED FOR

Attn: Linda Williams
South Carolina Public Service Authority
Santee Cooper
PO BOX 2946101
Moncks Corner, South Carolina 29461-2901

Generated 3/28/2023 6:24:21 PM

JOB DESCRIPTION

125915/JM02.09.G01.1/36500

JOB NUMBER

680-232195-1

Eurofins Savannah
5102 LaRoche Avenue
Savannah GA 31404

See page two for job notes and contact information.

my EOL

Job Notes

The test results in this report meet NELAP requirements for parameters for which accreditation is required or available. Any exceptions to the NELAP requirements are noted. Results pertain only to samples listed in this report. This report may not be reproduced, except in full, without the written approval of the laboratory. Questions should be directed to the person who signed this report.

The test results in this report relate only to the samples as received by the laboratory and will meet all requirements of the methodology, with any exceptions noted. This report shall not be reproduced except in full, without the express written approval of the laboratory. All questions should be directed to the Eurofins Environment Testing Southeast, LLC Project Manager.

Authorization



Generated
3/28/2023 6:24:21 PM

Authorized for release by
Jerry Lanier, Project Manager I
Jerry.Lanier@et.eurofinsus.com
(912)250-0281

Table of Contents

Cover Page 1
Table of Contents 3
Case Narrative 4
Sample Summary 5
Method Summary 6
Definitions 7
Detection Summary 8
Client Sample Results 18
QC Sample Results 62
QC Association 69
Chronicle 77
Chain of Custody 89
Receipt Checklists 100
Certification Summary 102

Job ID: 680-232195-1

Laboratory: Eurofins Savannah

Narrative

Job Narrative
680-232195-1

Receipt

The samples were received on 3/17/2023 10:30 AM. Unless otherwise noted below, the samples arrived in good condition, and, where required, properly preserved and on ice. The temperature of the cooler at receipt time was 12.3°C

Metals

No additional analytical or quality issues were noted, other than those described above or in the Definitions/ Glossary page.

Sample Summary

Client: South Carolina Public Service Authority
Project/Site: 125915/JM02.09.G01.1/36500

Job ID: 680-232195-1

Lab Sample ID	Client Sample ID	Matrix	Collected	Received
680-232195-1	AF56421	Water	03/01/23 14:41	03/17/23 10:30
680-232195-2	AF56424	Water	03/01/23 13:37	03/17/23 10:30
680-232195-3	AF56439	Water	03/01/23 10:22	03/17/23 10:30
680-232195-4	AF56441	Water	03/01/23 11:45	03/17/23 10:30
680-232195-5	AF56414	Water	03/02/23 12:46	03/17/23 10:30
680-232195-6	AF56423	Water	03/02/23 09:52	03/17/23 10:30
680-232195-7	AF56428	Water	03/02/23 10:56	03/17/23 10:30
680-232195-8	AF56419	Water	03/07/23 14:51	03/17/23 10:30
680-232195-9	AF56425	Water	03/07/23 12:49	03/17/23 10:30
680-232195-10	AF56426	Water	03/07/23 10:22	03/17/23 10:30
680-232195-11	AF56427	Water	03/07/23 10:27	03/17/23 10:30
680-232195-12	AF56408	Water	03/08/23 13:38	03/17/23 10:30
680-232195-13	AF56415	Water	03/08/23 15:13	03/17/23 10:30
680-232195-14	AF56416	Water	03/08/23 10:09	03/17/23 10:30
680-232195-15	AF56417	Water	03/08/23 10:14	03/17/23 10:30
680-232195-16	AF56429	Water	03/08/23 12:12	03/17/23 10:30
680-232195-17	AF56394	Water	02/14/23 12:33	03/17/23 10:30
680-232195-18	AF56331	Water	02/14/23 13:51	03/17/23 10:30
680-232195-19	AF56332	Water	02/14/23 15:22	03/17/23 10:30
680-232195-20	AF56395	Water	02/15/23 11:36	03/17/23 10:30
680-232195-21	AF56396	Water	02/15/23 13:21	03/17/23 10:30
680-232195-22	AF56397	Water	02/16/23 10:53	03/17/23 10:30
680-232195-23	AF56400	Water	02/16/23 12:55	03/17/23 10:30
680-232195-24	AF56442	Water	02/16/23 14:07	03/17/23 10:30
680-232195-25	AF56443	Water	02/16/23 14:12	03/17/23 10:30
680-232195-26	AF56402	Water	02/27/23 12:47	03/17/23 10:30
680-232195-27	AF56403	Water	02/27/23 09:57	03/17/23 10:30
680-232195-28	AF56404	Water	02/27/23 10:02	03/17/23 10:30
680-232195-29	AF56434	Water	02/27/23 15:44	03/17/23 10:30
680-232195-30	AF56433	Water	02/28/23 12:58	03/17/23 10:30
680-232195-31	AF56435	Water	02/28/23 11:44	03/17/23 10:30
680-232195-32	AF56436	Water	02/28/23 10:19	03/17/23 10:30
680-232195-33	AF56437	Water	02/28/23 10:24	03/17/23 10:30
680-232195-34	AF56438	Water	02/28/23 14:31	03/17/23 10:30
680-232195-35	AF56409	Water	03/06/23 12:14	03/17/23 10:30
680-232195-36	AF56410	Water	03/06/23 12:19	03/17/23 10:30
680-232195-37	AF56411	Water	03/06/23 11:08	03/17/23 10:30
680-232195-38	AF56412	Water	03/06/23 15:15	03/17/23 10:30
680-232195-39	AF56413	Water	03/06/23 13:41	03/17/23 10:30
680-232195-40	AF56430	Water	03/06/23 10:10	03/17/23 10:30
680-232195-41	AF56406	Water	03/09/23 10:29	03/17/23 10:30
680-232195-42	AF56407	Water	03/09/23 10:34	03/17/23 10:30
680-232195-43	AF56418	Water	03/09/23 12:07	03/17/23 10:30
680-232195-44	AF56422	Water	03/09/23 13:19	03/17/23 10:30

Method Summary

Client: South Carolina Public Service Authority
Project/Site: 125915/JM02.09.G01.1/36500

Job ID: 680-232195-1

Method	Method Description	Protocol	Laboratory
6010D	Metals (ICP)	SW846	EET SAV
6010D	Metals (ICP)	SW846	EET SL
6020B	Metals (ICP/MS)	SW846	EET SAV
3005A	Preparation, Total Recoverable or Dissolved Metals	SW846	EET SAV
3010A	Preparation, Total Metals	SW846	EET SL

Protocol References:

SW846 = "Test Methods For Evaluating Solid Waste, Physical/Chemical Methods", Third Edition, November 1986 And Its Updates.

Laboratory References:

EET SAV = Eurofins Savannah, 5102 LaRoche Avenue, Savannah, GA 31404, TEL (912)354-7858

EET SL = Eurofins St. Louis, 13715 Rider Trail North, Earth City, MO 63045, TEL (314)298-8566

Client: South Carolina Public Service Authority
Project/Site: 125915/JM02.09.G01.1/36500

Job ID: 680-232195-1

Qualifiers

Metals

Qualifier	Qualifier Description
4	MS, MSD: The analyte present in the original sample is greater than 4 times the matrix spike concentration; therefore, control limits are not applicable.
U	Indicates the analyte was analyzed for but not detected.

Glossary

Abbreviation	These commonly used abbreviations may or may not be present in this report.
¤	Listed under the "D" column to designate that the result is reported on a dry weight basis
%R	Percent Recovery
CFL	Contains Free Liquid
CFU	Colony Forming Unit
CNF	Contains No Free Liquid
DER	Duplicate Error Ratio (normalized absolute difference)
Dil Fac	Dilution Factor
DL	Detection Limit (DoD/DOE)
DL, RA, RE, IN	Indicates a Dilution, Re-analysis, Re-extraction, or additional Initial metals/anion analysis of the sample
DLC	Decision Level Concentration (Radiochemistry)
EDL	Estimated Detection Limit (Dioxin)
LOD	Limit of Detection (DoD/DOE)
LOQ	Limit of Quantitation (DoD/DOE)
MCL	EPA recommended "Maximum Contaminant Level"
MDA	Minimum Detectable Activity (Radiochemistry)
MDC	Minimum Detectable Concentration (Radiochemistry)
MDL	Method Detection Limit
ML	Minimum Level (Dioxin)
MPN	Most Probable Number
MQL	Method Quantitation Limit
NC	Not Calculated
ND	Not Detected at the reporting limit (or MDL or EDL if shown)
NEG	Negative / Absent
POS	Positive / Present
PQL	Practical Quantitation Limit
PRES	Presumptive
QC	Quality Control
RER	Relative Error Ratio (Radiochemistry)
RL	Reporting Limit or Requested Limit (Radiochemistry)
RPD	Relative Percent Difference, a measure of the relative difference between two points
TEF	Toxicity Equivalent Factor (Dioxin)
TEQ	Toxicity Equivalent Quotient (Dioxin)
TNTC	Too Numerous To Count

Detection Summary

Client: South Carolina Public Service Authority
Project/Site: 125915/JM02.09.G01.1/36500

Job ID: 680-232195-1

Client Sample ID: AF56421 — Lab Sample ID: 680-232195-1

Analyte	Result	Qualifier	RL	MDL	Unit	Dil Fac	D	Method	Prep Type
Calcium	99400		500		ug/L	1		6010D	Dissolved
Iron	3540		100		ug/L	1		6010D	Dissolved
Magnesium	14600		500		ug/L	1		6010D	Dissolved
Potassium	9160		1000		ug/L	1		6010D	Dissolved
Sodium	19200		2000		ug/L	1		6010D	Dissolved
Aluminum	127		100		ug/L	1		6020B	Dissolved
Barium	33.3		5.00		ug/L	1		6020B	Dissolved

Client Sample ID: AF56424 — Lab Sample ID: 680-232195-2

Analyte	Result	Qualifier	RL	MDL	Unit	Dil Fac	D	Method	Prep Type
Calcium	175000		500		ug/L	1		6010D	Dissolved
Iron	269		100		ug/L	1		6010D	Dissolved
Magnesium	13100		500		ug/L	1		6010D	Dissolved
Potassium	5550		1000		ug/L	1		6010D	Dissolved
Sodium	34700		2000		ug/L	1		6010D	Dissolved
Barium	9.67		5.00		ug/L	1		6020B	Dissolved

Client Sample ID: AF56439 — Lab Sample ID: 680-232195-3

Analyte	Result	Qualifier	RL	MDL	Unit	Dil Fac	D	Method	Prep Type
Calcium	126000		500		ug/L	1		6010D	Dissolved
Iron	7900		100		ug/L	1		6010D	Dissolved
Magnesium	13000		500		ug/L	1		6010D	Dissolved
Potassium	6990		1000		ug/L	1		6010D	Dissolved
Sodium	35800		2000		ug/L	1		6010D	Dissolved
Aluminum	850		100		ug/L	1		6020B	Dissolved
Arsenic	40.1		3.00		ug/L	1		6020B	Dissolved
Barium	90.0		5.00		ug/L	1		6020B	Dissolved
Cobalt	6.59		0.500		ug/L	1		6020B	Dissolved
Zinc	43.1		20.0		ug/L	1		6020B	Dissolved

Client Sample ID: AF56441 — Lab Sample ID: 680-232195-4

Analyte	Result	Qualifier	RL	MDL	Unit	Dil Fac	D	Method	Prep Type
Lithium	140		50.0		ug/L	1		6010D	Dissolved
Calcium	174000		500		ug/L	1		6010D	Dissolved
Iron	4580		100		ug/L	1		6010D	Dissolved
Magnesium	9730		500		ug/L	1		6010D	Dissolved
Potassium	5050		1000		ug/L	1		6010D	Dissolved
Sodium	22900		2000		ug/L	1		6010D	Dissolved
Arsenic	177		3.00		ug/L	1		6020B	Dissolved
Barium	76.2		5.00		ug/L	1		6020B	Dissolved

Client Sample ID: AF56414 — Lab Sample ID: 680-232195-5

Analyte	Result	Qualifier	RL	MDL	Unit	Dil Fac	D	Method	Prep Type
Lithium	63.0		50.0		ug/L	1		6010D	Dissolved
Calcium	443000		500		ug/L	1		6010D	Dissolved
Iron	21800		100		ug/L	1		6010D	Dissolved
Magnesium	43600		500		ug/L	1		6010D	Dissolved
Potassium	6180		1000		ug/L	1		6010D	Dissolved
Sodium	94600		2000		ug/L	1		6010D	Dissolved

This Detection Summary does not include radiochemical test results.

Client Sample ID: AF56414 (Continued)

Lab Sample ID: 680-232195-5

Analyte	Result	Qualifier	RL	MDL	Unit	Dil Fac	D	Method	Prep Type
Barium	367		5.00		ug/L	1		6020B	Dissolved

Client Sample ID: AF56423

Lab Sample ID: 680-232195-6

Analyte	Result	Qualifier	RL	MDL	Unit	Dil Fac	D	Method	Prep Type
Lithium	95.7		50.0		ug/L	1		6010D	Dissolved
Calcium	382000		500		ug/L	1		6010D	Dissolved
Iron	14000		100		ug/L	1		6010D	Dissolved
Magnesium	46400		500		ug/L	1		6010D	Dissolved
Potassium	11800		1000		ug/L	1		6010D	Dissolved
Sodium	85500		2000		ug/L	1		6010D	Dissolved
Arsenic	307		3.00		ug/L	1		6020B	Dissolved
Barium	214		5.00		ug/L	1		6020B	Dissolved

Client Sample ID: AF56428

Lab Sample ID: 680-232195-7

Analyte	Result	Qualifier	RL	MDL	Unit	Dil Fac	D	Method	Prep Type
Calcium	95200		500		ug/L	1		6010D	Dissolved
Iron	76100		100		ug/L	1		6010D	Dissolved
Magnesium	21000		500		ug/L	1		6010D	Dissolved
Potassium	9830		1000		ug/L	1		6010D	Dissolved
Sodium	35400		2000		ug/L	1		6010D	Dissolved
Arsenic	75.4		3.00		ug/L	1		6020B	Dissolved
Barium	108		5.00		ug/L	1		6020B	Dissolved
Cobalt	0.610		0.500		ug/L	1		6020B	Dissolved

Client Sample ID: AF56419

Lab Sample ID: 680-232195-8

Analyte	Result	Qualifier	RL	MDL	Unit	Dil Fac	D	Method	Prep Type
Lithium	223		50.0		ug/L	1		6010D	Dissolved
Calcium	535000		500		ug/L	1		6010D	Dissolved
Iron	1430		100		ug/L	1		6010D	Dissolved
Magnesium	78800		500		ug/L	1		6010D	Dissolved
Molybdenum	55.9		10.0		ug/L	1		6010D	Dissolved
Potassium	19700		1000		ug/L	1		6010D	Dissolved
Sodium	41700		2000		ug/L	1		6010D	Dissolved
Arsenic	103		3.00		ug/L	1		6020B	Dissolved
Barium	71.5		5.00		ug/L	1		6020B	Dissolved
Cobalt	1.26		0.500		ug/L	1		6020B	Dissolved

Client Sample ID: AF56425

Lab Sample ID: 680-232195-9

Analyte	Result	Qualifier	RL	MDL	Unit	Dil Fac	D	Method	Prep Type
Calcium	247000		500		ug/L	1		6010D	Dissolved
Iron	1290		100		ug/L	1		6010D	Dissolved
Magnesium	35800		500		ug/L	1		6010D	Dissolved
Molybdenum	19.3		10.0		ug/L	1		6010D	Dissolved
Potassium	13000		1000		ug/L	1		6010D	Dissolved
Sodium	68500		2000		ug/L	1		6010D	Dissolved
Barium	42.8		5.00		ug/L	1		6020B	Dissolved

This Detection Summary does not include radiochemical test results.

Detection Summary

Client: South Carolina Public Service Authority
Project/Site: 125915/JM02.09.G01.1/36500

Job ID: 680-232195-1

Client Sample ID: AF56426 — Lab Sample ID: 680-232195-10

Analyte	Result	Qualifier	RL	MDL	Unit	Dil Fac	D	Method	Prep Type
Calcium	192000		500		ug/L	1		6010D	Dissolved
Iron	3230		100		ug/L	1		6010D	Dissolved
Magnesium	18700		500		ug/L	1		6010D	Dissolved
Potassium	11200		1000		ug/L	1		6010D	Dissolved
Sodium	127000		2000		ug/L	1		6010D	Dissolved
Aluminum	149		100		ug/L	1		6020B	Dissolved
Barium	35.1		5.00		ug/L	1		6020B	Dissolved

Client Sample ID: AF56427 — Lab Sample ID: 680-232195-11

Analyte	Result	Qualifier	RL	MDL	Unit	Dil Fac	D	Method	Prep Type
Calcium	382000		500		ug/L	1		6010D	Dissolved
Iron	41600		100		ug/L	1		6010D	Dissolved
Magnesium	27600		500		ug/L	1		6010D	Dissolved
Potassium	2620		1000		ug/L	1		6010D	Dissolved
Sodium	121000		2000		ug/L	1		6010D	Dissolved
Aluminum	156		100		ug/L	1		6020B	Dissolved
Barium	35.8		5.00		ug/L	1		6020B	Dissolved

Client Sample ID: AF56408 — Lab Sample ID: 680-232195-12

Analyte	Result	Qualifier	RL	MDL	Unit	Dil Fac	D	Method	Prep Type
Calcium	21000		500		ug/L	1		6010D	Dissolved
Iron	256		100		ug/L	1		6010D	Dissolved
Magnesium	1650		500		ug/L	1		6010D	Dissolved
Sodium	4330		2000		ug/L	1		6010D	Dissolved
Barium	251		5.00		ug/L	1		6020B	Dissolved
Chromium	40.5		5.00		ug/L	1		6020B	Dissolved
Cobalt	0.575		0.500		ug/L	1		6020B	Dissolved
Zinc	53.9		20.0		ug/L	1		6020B	Dissolved

Client Sample ID: AF56415 — Lab Sample ID: 680-232195-13

Analyte	Result	Qualifier	RL	MDL	Unit	Dil Fac	D	Method	Prep Type
Calcium	19600		500		ug/L	1		6010D	Dissolved
Iron	213		100		ug/L	1		6010D	Dissolved
Magnesium	1630		500		ug/L	1		6010D	Dissolved
Sodium	4310		2000		ug/L	1		6010D	Dissolved
Barium	76.3		5.00		ug/L	1		6020B	Dissolved
Zinc	30.6		20.0		ug/L	1		6020B	Dissolved

Client Sample ID: AF56416 — Lab Sample ID: 680-232195-14

Analyte	Result	Qualifier	RL	MDL	Unit	Dil Fac	D	Method	Prep Type
Calcium	66800		500		ug/L	1		6010D	Dissolved
Iron	891		100		ug/L	1		6010D	Dissolved
Magnesium	2920		500		ug/L	1		6010D	Dissolved
Potassium	2190		1000		ug/L	1		6010D	Dissolved
Sodium	11100		2000		ug/L	1		6010D	Dissolved
Arsenic	74.8		3.00		ug/L	1		6020B	Dissolved
Barium	42.0		5.00		ug/L	1		6020B	Dissolved
Zinc	182		20.0		ug/L	1		6020B	Dissolved

This Detection Summary does not include radiochemical test results.

Detection Summary

Client: South Carolina Public Service Authority
Project/Site: 125915/JM02.09.G01.1/36500

Job ID: 680-232195-1

Client Sample ID: AF56417 — Lab Sample ID: 680-232195-15

Analyte	Result	Qualifier	RL	MDL	Unit	Dil Fac	D	Method	Prep Type
Calcium	270000		500		ug/L	1		6010D	Dissolved
Iron	1940		100		ug/L	1		6010D	Dissolved
Magnesium	38900		500		ug/L	1		6010D	Dissolved
Molybdenum	21.2		10.0		ug/L	1		6010D	Dissolved
Potassium	14100		1000		ug/L	1		6010D	Dissolved
Sodium	72300		2000		ug/L	1		6010D	Dissolved
Arsenic	84.0		3.00		ug/L	1		6020B	Dissolved
Barium	50.0		5.00		ug/L	1		6020B	Dissolved

Client Sample ID: AF56429 — Lab Sample ID: 680-232195-16

Analyte	Result	Qualifier	RL	MDL	Unit	Dil Fac	D	Method	Prep Type
Calcium	74200		500		ug/L	1		6010D	Dissolved
Iron	92900		100		ug/L	1		6010D	Dissolved
Magnesium	26000		500		ug/L	1		6010D	Dissolved
Sodium	82900		2000		ug/L	1		6010D	Dissolved
Aluminum	2310		100		ug/L	1		6020B	Dissolved
Barium	245		5.00		ug/L	1		6020B	Dissolved
Beryllium	0.965		0.500		ug/L	1		6020B	Dissolved
Cobalt	19.1		0.500		ug/L	1		6020B	Dissolved
Lead	2.54		2.50		ug/L	1		6020B	Dissolved
Nickel	5.89		5.00		ug/L	1		6020B	Dissolved

Client Sample ID: AF56394 — Lab Sample ID: 680-232195-17

Analyte	Result	Qualifier	RL	MDL	Unit	Dil Fac	D	Method	Prep Type
Calcium	11200		500		ug/L	1		6010D	Dissolved
Iron	3120		100		ug/L	1		6010D	Dissolved
Magnesium	1020		500		ug/L	1		6010D	Dissolved
Sodium	5650		2000		ug/L	1		6010D	Dissolved
Aluminum	1310		100		ug/L	1		6020B	Dissolved
Arsenic	5.22		3.00		ug/L	1		6020B	Dissolved
Barium	76.1		5.00		ug/L	1		6020B	Dissolved
Cobalt	0.765		0.500		ug/L	1		6020B	Dissolved
Zinc	23.6		20.0		ug/L	1		6020B	Dissolved

Client Sample ID: AF56331 — Lab Sample ID: 680-232195-18

Analyte	Result	Qualifier	RL	MDL	Unit	Dil Fac	D	Method	Prep Type
Calcium	3560		500		ug/L	1		6010D	Dissolved
Magnesium	898		500		ug/L	1		6010D	Dissolved
Sodium	2720		2000		ug/L	1		6010D	Dissolved
Aluminum	793		100		ug/L	1		6020B	Dissolved
Barium	30.1		5.00		ug/L	1		6020B	Dissolved
Cobalt	1.58		0.500		ug/L	1		6020B	Dissolved

Client Sample ID: AF56332 — Lab Sample ID: 680-232195-19

Analyte	Result	Qualifier	RL	MDL	Unit	Dil Fac	D	Method	Prep Type
Calcium	87900		500		ug/L	1		6010D	Dissolved
Iron	5240		100		ug/L	1		6010D	Dissolved
Magnesium	2750		500		ug/L	1		6010D	Dissolved
Potassium	2150		1000		ug/L	1		6010D	Dissolved

This Detection Summary does not include radiochemical test results.

Eurofins Savannah

Client Sample ID: AF56332 (Continued)

Lab Sample ID: 680-232195-19

Analyte	Result	Qualifier	RL	MDL	Unit	Dil Fac	D	Method	Prep Type
Sodium	11700		2000		ug/L	1		6010D	Dissolved
Aluminum	1300		100		ug/L	1		6020B	Dissolved
Barium	102		5.00		ug/L	1		6020B	Dissolved

Client Sample ID: AF56395

Lab Sample ID: 680-232195-20

Analyte	Result	Qualifier	RL	MDL	Unit	Dil Fac	D	Method	Prep Type
Calcium	355000		500		ug/L	1		6010D	Dissolved
Iron	3970		100		ug/L	1		6010D	Dissolved
Magnesium	43700		500		ug/L	1		6010D	Dissolved
Potassium	9610		1000		ug/L	1		6010D	Dissolved
Sodium	71800		2000		ug/L	1		6010D	Dissolved
Aluminum	194		100		ug/L	1		6020B	Dissolved
Arsenic	11.5		3.00		ug/L	1		6020B	Dissolved
Barium	151		5.00		ug/L	1		6020B	Dissolved
Beryllium	1.46		0.500		ug/L	1		6020B	Dissolved
Cobalt	18.5		0.500		ug/L	1		6020B	Dissolved
Nickel	10.1		5.00		ug/L	1		6020B	Dissolved

Client Sample ID: AF56396

Lab Sample ID: 680-232195-21

Analyte	Result	Qualifier	RL	MDL	Unit	Dil Fac	D	Method	Prep Type
Calcium	226000		500		ug/L	1		6010D	Dissolved
Iron	23400		100		ug/L	1		6010D	Dissolved
Magnesium	14600		500		ug/L	1		6010D	Dissolved
Potassium	2050		1000		ug/L	1		6010D	Dissolved
Sodium	42400		2000		ug/L	1		6010D	Dissolved
Barium	149		5.00		ug/L	1		6020B	Dissolved
Cobalt	0.565		0.500		ug/L	1		6020B	Dissolved

Client Sample ID: AF56397

Lab Sample ID: 680-232195-22

Analyte	Result	Qualifier	RL	MDL	Unit	Dil Fac	D	Method	Prep Type
Calcium	54900		500		ug/L	1		6010D	Dissolved
Iron	102		100		ug/L	1		6010D	Dissolved
Magnesium	3940		500		ug/L	1		6010D	Dissolved
Potassium	1830		1000		ug/L	1		6010D	Dissolved
Sodium	17100		2000		ug/L	1		6010D	Dissolved
Barium	34.2		5.00		ug/L	1		6020B	Dissolved
Zinc	114		20.0		ug/L	1		6020B	Dissolved

Client Sample ID: AF56400

Lab Sample ID: 680-232195-23

Analyte	Result	Qualifier	RL	MDL	Unit	Dil Fac	D	Method	Prep Type
Calcium	264000		500		ug/L	1		6010D	Dissolved
Iron	783		100		ug/L	1		6010D	Dissolved
Magnesium	3930		500		ug/L	1		6010D	Dissolved
Potassium	2390		1000		ug/L	1		6010D	Dissolved
Sodium	13900		2000		ug/L	1		6010D	Dissolved
Barium	46.4		5.00		ug/L	1		6020B	Dissolved

This Detection Summary does not include radiochemical test results.

Detection Summary

Client: South Carolina Public Service Authority
Project/Site: 125915/JM02.09.G01.1/36500

Job ID: 680-232195-1

Client Sample ID: AF56442 — Lab Sample ID: 680-232195-24

Analyte	Result	Qualifier	RL	MDL	Unit	Dil Fac	D	Method	Prep Type
Calcium	162000		500		ug/L	1		6010D	Dissolved
Iron	286		100		ug/L	1		6010D	Dissolved
Magnesium	7610		500		ug/L	1		6010D	Dissolved
Potassium	4220		1000		ug/L	1		6010D	Dissolved
Sodium	21500		2000		ug/L	1		6010D	Dissolved
Arsenic	3.62		3.00		ug/L	1		6020B	Dissolved
Barium	34.7		5.00		ug/L	1		6020B	Dissolved

Client Sample ID: AF56443 — Lab Sample ID: 680-232195-25

Analyte	Result	Qualifier	RL	MDL	Unit	Dil Fac	D	Method	Prep Type
Calcium	166000		500		ug/L	1		6010D	Dissolved
Iron	359		100		ug/L	1		6010D	Dissolved
Magnesium	7850		500		ug/L	1		6010D	Dissolved
Potassium	4220		1000		ug/L	1		6010D	Dissolved
Sodium	21500		2000		ug/L	1		6010D	Dissolved
Aluminum	239		100		ug/L	1		6020B	Dissolved
Arsenic	4.54		3.00		ug/L	1		6020B	Dissolved
Barium	39.2		5.00		ug/L	1		6020B	Dissolved
Cobalt	0.715		0.500		ug/L	1		6020B	Dissolved

Client Sample ID: AF56402 — Lab Sample ID: 680-232195-26

Analyte	Result	Qualifier	RL	MDL	Unit	Dil Fac	D	Method	Prep Type
Calcium	199000		500		ug/L	1		6010D	Dissolved
Iron	22900		100		ug/L	1		6010D	Dissolved
Magnesium	23600		500		ug/L	1		6010D	Dissolved
Potassium	11200		1000		ug/L	1		6010D	Dissolved
Sodium	34600		2000		ug/L	1		6010D	Dissolved
Aluminum	327		100		ug/L	1		6020B	Dissolved
Arsenic	31.0		3.00		ug/L	1		6020B	Dissolved
Barium	77.9		5.00		ug/L	1		6020B	Dissolved

Client Sample ID: AF56403 — Lab Sample ID: 680-232195-27

Analyte	Result	Qualifier	RL	MDL	Unit	Dil Fac	D	Method	Prep Type
Lithium	70.2		50.0		ug/L	1		6010D	Dissolved
Calcium	645000		500		ug/L	1		6010D	Dissolved
Iron	22000		100		ug/L	1		6010D	Dissolved
Magnesium	90500		500		ug/L	1		6010D	Dissolved
Potassium	28700		1000		ug/L	1		6010D	Dissolved
Sodium	156000		2000		ug/L	1		6010D	Dissolved
Barium	318		5.00		ug/L	1		6020B	Dissolved

Client Sample ID: AF56404 — Lab Sample ID: 680-232195-28

Analyte	Result	Qualifier	RL	MDL	Unit	Dil Fac	D	Method	Prep Type
Lithium	64.9		50.0		ug/L	1		6010D	Dissolved
Calcium	653000		500		ug/L	1		6010D	Dissolved
Iron	22200		100		ug/L	1		6010D	Dissolved
Magnesium	91700		500		ug/L	1		6010D	Dissolved
Potassium	28600		1000		ug/L	1		6010D	Dissolved
Sodium	158000		2000		ug/L	1		6010D	Dissolved

This Detection Summary does not include radiochemical test results.

Client Sample ID: AF56404 (Continued)

Lab Sample ID: 680-232195-28

Analyte	Result	Qualifier	RL	MDL	Unit	Dil Fac	D	Method	Prep Type
Barium	313		5.00		ug/L	1		6020B	Dissolved

Client Sample ID: AF56434

Lab Sample ID: 680-232195-29

Analyte	Result	Qualifier	RL	MDL	Unit	Dil Fac	D	Method	Prep Type
Calcium	60500		500		ug/L	1		6010D	Dissolved
Iron	2930		100		ug/L	1		6010D	Dissolved
Magnesium	1910		500		ug/L	1		6010D	Dissolved
Sodium	4740		2000		ug/L	1		6010D	Dissolved
Aluminum	929		100		ug/L	1		6020B	Dissolved
Barium	38.9		5.00		ug/L	1		6020B	Dissolved
Cobalt	2.41		0.500		ug/L	1		6020B	Dissolved
Zinc	68.5		20.0		ug/L	1		6020B	Dissolved

Client Sample ID: AF56433

Lab Sample ID: 680-232195-30

Analyte	Result	Qualifier	RL	MDL	Unit	Dil Fac	D	Method	Prep Type
Calcium	448000		500		ug/L	1		6010D	Dissolved
Iron	16300		100		ug/L	1		6010D	Dissolved
Magnesium	12900		500		ug/L	1		6010D	Dissolved
Potassium	5750		1000		ug/L	1		6010D	Dissolved
Sodium	10800		2000		ug/L	1		6010D	Dissolved
Barium	53.8		5.00		ug/L	1		6020B	Dissolved

Client Sample ID: AF56435

Lab Sample ID: 680-232195-31

Analyte	Result	Qualifier	RL	MDL	Unit	Dil Fac	D	Method	Prep Type
Calcium	21900		500		ug/L	1		6010D	Dissolved
Iron	880		100		ug/L	1		6010D	Dissolved
Magnesium	892		500		ug/L	1		6010D	Dissolved
Sodium	3260		2000		ug/L	1		6010D	Dissolved
Aluminum	3790		100		ug/L	1		6020B	Dissolved
Arsenic	8.02		3.00		ug/L	1		6020B	Dissolved
Barium	34.7		5.00		ug/L	1		6020B	Dissolved
Cobalt	1.29		0.500		ug/L	1		6020B	Dissolved

Client Sample ID: AF56436

Lab Sample ID: 680-232195-32

Analyte	Result	Qualifier	RL	MDL	Unit	Dil Fac	D	Method	Prep Type
Calcium	92200		500		ug/L	1		6010D	Dissolved
Iron	771		100		ug/L	1		6010D	Dissolved
Magnesium	2500		500		ug/L	1		6010D	Dissolved
Potassium	1580		1000		ug/L	1		6010D	Dissolved
Sodium	5430		2000		ug/L	1		6010D	Dissolved
Barium	37.2		5.00		ug/L	1		6020B	Dissolved
Zinc	42.9		20.0		ug/L	1		6020B	Dissolved

Client Sample ID: AF56437

Lab Sample ID: 680-232195-33

Analyte	Result	Qualifier	RL	MDL	Unit	Dil Fac	D	Method	Prep Type
Calcium	93200		500		ug/L	1		6010D	Dissolved
Iron	1200		100		ug/L	1		6010D	Dissolved
Magnesium	1750		500		ug/L	1		6010D	Dissolved

This Detection Summary does not include radiochemical test results.

Client Sample ID: AF56437 (Continued)

Lab Sample ID: 680-232195-33

Analyte	Result	Qualifier	RL	MDL	Unit	Dil Fac	D	Method	Prep Type
Potassium	1260		1000		ug/L	1		6010D	Dissolved
Sodium	3590		2000		ug/L	1		6010D	Dissolved
Barium	36.8		5.00		ug/L	1		6020B	Dissolved

Client Sample ID: AF56438

Lab Sample ID: 680-232195-34

Analyte	Result	Qualifier	RL	MDL	Unit	Dil Fac	D	Method	Prep Type
Calcium	296000		500		ug/L	1		6010D	Dissolved
Iron	1040		100		ug/L	1		6010D	Dissolved
Magnesium	28800		500		ug/L	1		6010D	Dissolved
Potassium	6790		1000		ug/L	1		6010D	Dissolved
Sodium	18000		2000		ug/L	1		6010D	Dissolved
Barium	41.2		5.00		ug/L	1		6020B	Dissolved

Client Sample ID: AF56409

Lab Sample ID: 680-232195-35

Analyte	Result	Qualifier	RL	MDL	Unit	Dil Fac	D	Method	Prep Type
Lithium	118		50.0		ug/L	1		6010D	Dissolved
Calcium	1140000		5000		ug/L	10		6010D	Dissolved
Magnesium	30500		500		ug/L	1		6010D	Dissolved
Potassium	15500		1000		ug/L	1		6010D	Dissolved
Sodium	139000		2000		ug/L	1		6010D	Dissolved
Arsenic	15.2		3.00		ug/L	1		6020B	Dissolved
Barium	54.6		5.00		ug/L	1		6020B	Dissolved
Chromium	13.2		5.00		ug/L	1		6020B	Dissolved

Client Sample ID: AF56410

Lab Sample ID: 680-232195-36

Analyte	Result	Qualifier	RL	MDL	Unit	Dil Fac	D	Method	Prep Type
Lithium	109		50.0		ug/L	1		6010D	Dissolved
Calcium	1160000		5000		ug/L	10		6010D	Dissolved
Iron	113		100		ug/L	1		6010D	Dissolved
Magnesium	30800		500		ug/L	1		6010D	Dissolved
Potassium	15700		1000		ug/L	1		6010D	Dissolved
Sodium	140000		2000		ug/L	1		6010D	Dissolved
Arsenic	13.0		3.00		ug/L	1		6020B	Dissolved
Barium	56.5		5.00		ug/L	1		6020B	Dissolved

Client Sample ID: AF56411

Lab Sample ID: 680-232195-37

Analyte	Result	Qualifier	RL	MDL	Unit	Dil Fac	D	Method	Prep Type
Lithium	92.4		50.0		ug/L	1		6010D	Dissolved
Calcium	849000		5000		ug/L	10		6010D	Dissolved
Magnesium	42600		500		ug/L	1		6010D	Dissolved
Potassium	13800		1000		ug/L	1		6010D	Dissolved
Sodium	126000		2000		ug/L	1		6010D	Dissolved
Arsenic	7.06		3.00		ug/L	1		6020B	Dissolved
Barium	108		5.00		ug/L	1		6020B	Dissolved
Zinc	35.7		20.0		ug/L	1		6020B	Dissolved

This Detection Summary does not include radiochemical test results.

Detection Summary

Client: South Carolina Public Service Authority
Project/Site: 125915/JM02.09.G01.1/36500

Job ID: 680-232195-1

Client Sample ID: AF56412 — Lab Sample ID: 680-232195-38

Analyte	Result	Qualifier	RL	MDL	Unit	Dil Fac	D	Method	Prep Type
Lithium	64.6		50.0		ug/L	1		6010D	Dissolved
Calcium	698000		500		ug/L	1		6010D	Dissolved
Iron	1420		100		ug/L	1		6010D	Dissolved
Magnesium	29900		500		ug/L	1		6010D	Dissolved
Potassium	7230		1000		ug/L	1		6010D	Dissolved
Sodium	107000		2000		ug/L	1		6010D	Dissolved
Arsenic	6.71		3.00		ug/L	1		6020B	Dissolved
Barium	158		5.00		ug/L	1		6020B	Dissolved

Client Sample ID: AF56413 — Lab Sample ID: 680-232195-39

Analyte	Result	Qualifier	RL	MDL	Unit	Dil Fac	D	Method	Prep Type
Calcium	161000		500		ug/L	1		6010D	Dissolved
Iron	7850		100		ug/L	1		6010D	Dissolved
Magnesium	11100		500		ug/L	1		6010D	Dissolved
Potassium	4680		1000		ug/L	1		6010D	Dissolved
Sodium	71500		2000		ug/L	1		6010D	Dissolved
Barium	85.5		5.00		ug/L	1		6020B	Dissolved
Cobalt	0.955		0.500		ug/L	1		6020B	Dissolved

Client Sample ID: AF56430 — Lab Sample ID: 680-232195-40

Analyte	Result	Qualifier	RL	MDL	Unit	Dil Fac	D	Method	Prep Type
Calcium	448000		500		ug/L	1		6010D	Dissolved
Iron	32200		100		ug/L	1		6010D	Dissolved
Magnesium	72300		500		ug/L	1		6010D	Dissolved
Potassium	6530		1000		ug/L	1		6010D	Dissolved
Sodium	87300		2000		ug/L	1		6010D	Dissolved
Barium	48.0		5.00		ug/L	1		6020B	Dissolved
Cobalt	6.15		0.500		ug/L	1		6020B	Dissolved

Client Sample ID: AF56406 — Lab Sample ID: 680-232195-41

Analyte	Result	Qualifier	RL	MDL	Unit	Dil Fac	D	Method	Prep Type
Calcium	194000		500		ug/L	1		6010D	Dissolved
Iron	1380		100		ug/L	1		6010D	Dissolved
Magnesium	17000		500		ug/L	1		6010D	Dissolved
Potassium	4650		1000		ug/L	1		6010D	Dissolved
Sodium	43100		2000		ug/L	1		6010D	Dissolved
Aluminum	1740		100		ug/L	1		6020B	Dissolved
Barium	38.2		5.00		ug/L	1		6020B	Dissolved
Cobalt	1.83		0.500		ug/L	1		6020B	Dissolved
Zinc	40.6		20.0		ug/L	1		6020B	Dissolved

Client Sample ID: AF56407 — Lab Sample ID: 680-232195-42

Analyte	Result	Qualifier	RL	MDL	Unit	Dil Fac	D	Method	Prep Type
Calcium	210000		500		ug/L	1		6010D	Dissolved
Iron	1430		100		ug/L	1		6010D	Dissolved
Magnesium	18500		500		ug/L	1		6010D	Dissolved
Potassium	5200		1000		ug/L	1		6010D	Dissolved
Sodium	46500		2000		ug/L	1		6010D	Dissolved
Aluminum	1590		100		ug/L	1		6020B	Dissolved

This Detection Summary does not include radiochemical test results.

Client Sample ID: AF56407 (Continued)

Lab Sample ID: 680-232195-42

Analyte	Result	Qualifier	RL	MDL	Unit	Dil Fac	D	Method	Prep Type
Barium	38.7		5.00		ug/L	1		6020B	Dissolved
Cobalt	2.01		0.500		ug/L	1		6020B	Dissolved
Zinc	28.0		20.0		ug/L	1		6020B	Dissolved

Client Sample ID: AF56418

Lab Sample ID: 680-232195-43

Analyte	Result	Qualifier	RL	MDL	Unit	Dil Fac	D	Method	Prep Type
Lithium	87.9		50.0		ug/L	1		6010D	Dissolved
Calcium	95500		500		ug/L	1		6010D	Dissolved
Iron	788		100		ug/L	1		6010D	Dissolved
Magnesium	7530		500		ug/L	1		6010D	Dissolved
Molybdenum	92.0		10.0		ug/L	1		6010D	Dissolved
Potassium	7660		1000		ug/L	1		6010D	Dissolved
Sodium	25300		2000		ug/L	1		6010D	Dissolved
Aluminum	130		100		ug/L	1		6020B	Dissolved
Arsenic	229		3.00		ug/L	1		6020B	Dissolved
Barium	133		5.00		ug/L	1		6020B	Dissolved
Cobalt	2.16		0.500		ug/L	1		6020B	Dissolved

Client Sample ID: AF56422

Lab Sample ID: 680-232195-44

Analyte	Result	Qualifier	RL	MDL	Unit	Dil Fac	D	Method	Prep Type
Calcium	248000		500		ug/L	1		6010D	Dissolved
Iron	6050		100		ug/L	1		6010D	Dissolved
Magnesium	8900		500		ug/L	1		6010D	Dissolved
Potassium	3850		1000		ug/L	1		6010D	Dissolved
Sodium	73300		2000		ug/L	1		6010D	Dissolved
Arsenic	3.54		3.00		ug/L	1		6020B	Dissolved
Barium	104		5.00		ug/L	1		6020B	Dissolved
Zinc	48.0		20.0		ug/L	1		6020B	Dissolved

This Detection Summary does not include radiochemical test results.

Client: South Carolina Public Service Authority
Project/Site: 125915/JM02.09.G01.1/36500

Job ID: 680-232195-1

Client Sample ID: AF56421

Date Collected: 03/01/23 14:41
Date Received: 03/17/23 10:30

Lab Sample ID: 680-232195-1

Matrix: Water

Method: SW846 6010D - Metals (ICP) - Dissolved

Analyte	Result	Qualifier	RL	MDL	Unit	D	Prepared	Analyzed	Dil Fac
Lithium	50.0	U	50.0		ug/L		03/23/23 14:17	03/24/23 20:16	1
Calcium	**99400**		500		ug/L		03/24/23 14:44	03/24/23 19:56	1
Iron	**3540**		100		ug/L		03/24/23 14:44	03/24/23 19:56	1
Magnesium	**14600**		500		ug/L		03/24/23 14:44	03/24/23 19:56	1
Molybdenum	10.0	U	10.0		ug/L		03/24/23 14:44	03/24/23 19:56	1
Potassium	**9160**		1000		ug/L		03/24/23 14:44	03/24/23 19:56	1
Selenium	20.0	U	20.0		ug/L		03/24/23 14:44	03/24/23 19:56	1
Sodium	**19200**		2000		ug/L		03/24/23 14:44	03/24/23 19:56	1

Method: SW846 6020B - Metals (ICP/MS) - Dissolved

Analyte	Result	Qualifier	RL	MDL	Unit	D	Prepared	Analyzed	Dil Fac
Aluminum	**127**		100		ug/L		03/20/23 07:40	03/21/23 08:04	1
Antimony	5.00	U	5.00		ug/L		03/20/23 07:40	03/21/23 08:04	1
Arsenic	3.00	U	3.00		ug/L		03/20/23 07:40	03/21/23 08:04	1
Barium	**33.3**		5.00		ug/L		03/20/23 07:40	03/21/23 08:04	1
Beryllium	0.500	U	0.500		ug/L		03/20/23 07:40	03/21/23 08:04	1
Cadmium	0.500	U	0.500		ug/L		03/20/23 07:40	03/21/23 08:04	1
Chromium	5.00	U	5.00		ug/L		03/20/23 07:40	03/21/23 08:04	1
Cobalt	0.500	U	0.500		ug/L		03/20/23 07:40	03/21/23 08:04	1
Lead	2.50	U	2.50		ug/L		03/20/23 07:40	03/21/23 08:04	1
Nickel	5.00	U	5.00		ug/L		03/20/23 07:40	03/21/23 08:04	1
Silver	1.00	U	1.00		ug/L		03/20/23 07:40	03/21/23 08:04	1
Thallium	1.00	U	1.00		ug/L		03/20/23 07:40	03/21/23 08:04	1
Zinc	20.0	U	20.0		ug/L		03/20/23 07:40	03/21/23 08:04	1

Client: South Carolina Public Service Authority
Job ID: 680-232195-1
Project/Site: 125915/JM02.09.G01.1/36500

Client Sample ID: AF56424
Lab Sample ID: 680-232195-2

Date Collected: 03/01/23 13:37
Matrix: Water
Date Received: 03/17/23 10:30

Method: SW846 6010D - Metals (ICP) - Dissolved

Analyte	Result	Qualifier	RL	MDL	Unit	D	Prepared	Analyzed	Dil Fac
Lithium	50.0	U	50.0		ug/L		03/23/23 14:17	03/24/23 20:20	1
Calcium	**175000**		500		ug/L		03/24/23 14:44	03/24/23 20:00	1
Iron	**269**		100		ug/L		03/24/23 14:44	03/24/23 20:00	1
Magnesium	**13100**		500		ug/L		03/24/23 14:44	03/24/23 20:00	1
Molybdenum	10.0	U	10.0		ug/L		03/24/23 14:44	03/24/23 20:00	1
Potassium	**5550**		1000		ug/L		03/24/23 14:44	03/24/23 20:00	1
Selenium	20.0	U	20.0		ug/L		03/24/23 14:44	03/24/23 20:00	1
Sodium	**34700**		2000		ug/L		03/24/23 14:44	03/24/23 20:00	1

Method: SW846 6020B - Metals (ICP/MS) - Dissolved

Analyte	Result	Qualifier	RL	MDL	Unit	D	Prepared	Analyzed	Dil Fac
Aluminum	100	U	100		ug/L		03/20/23 07:40	03/21/23 08:08	1
Antimony	5.00	U	5.00		ug/L		03/20/23 07:40	03/21/23 08:08	1
Arsenic	3.00	U	3.00		ug/L		03/20/23 07:40	03/21/23 08:08	1
Barium	**9.67**		5.00		ug/L		03/20/23 07:40	03/21/23 08:08	1
Beryllium	0.500	U	0.500		ug/L		03/20/23 07:40	03/21/23 08:08	1
Cadmium	0.500	U	0.500		ug/L		03/20/23 07:40	03/21/23 08:08	1
Chromium	5.00	U	5.00		ug/L		03/20/23 07:40	03/21/23 08:08	1
Cobalt	0.500	U	0.500		ug/L		03/20/23 07:40	03/21/23 08:08	1
Lead	2.50	U	2.50		ug/L		03/20/23 07:40	03/21/23 08:08	1
Nickel	5.00	U	5.00		ug/L		03/20/23 07:40	03/21/23 08:08	1
Silver	1.00	U	1.00		ug/L		03/20/23 07:40	03/21/23 08:08	1
Thallium	1.00	U	1.00		ug/L		03/20/23 07:40	03/21/23 08:08	1
Zinc	20.0	U	20.0		ug/L		03/20/23 07:40	03/21/23 08:08	1

Client: South Carolina Public Service Authority
Project/Site: 125915/JM02.09.G01.1/36500

Job ID: 680-232195-1

Client Sample ID: AF56439

Date Collected: 03/01/23 10:22
Date Received: 03/17/23 10:30

Lab Sample ID: 680-232195-3

Matrix: Water

Method: SW846 6010D - Metals (ICP) - Dissolved

Analyte	Result	Qualifier	RL	MDL	Unit	D	Prepared	Analyzed	Dil Fac
Lithium	50.0	U	50.0		ug/L		03/23/23 14:17	03/24/23 20:25	1
Calcium	**126000**		500		ug/L		03/24/23 14:44	03/24/23 20:03	1
Iron	**7900**		100		ug/L		03/24/23 14:44	03/24/23 20:03	1
Magnesium	**13000**		500		ug/L		03/24/23 14:44	03/24/23 20:03	1
Molybdenum	10.0	U	10.0		ug/L		03/24/23 14:44	03/24/23 20:03	1
Potassium	**6990**		1000		ug/L		03/24/23 14:44	03/24/23 20:03	1
Selenium	20.0	U	20.0		ug/L		03/24/23 14:44	03/24/23 20:03	1
Sodium	**35800**		2000		ug/L		03/24/23 14:44	03/24/23 20:03	1

Method: SW846 6020B - Metals (ICP/MS) - Dissolved

Analyte	Result	Qualifier	RL	MDL	Unit	D	Prepared	Analyzed	Dil Fac
Aluminum	**850**		100		ug/L		03/20/23 07:40	03/21/23 08:12	1
Antimony	5.00	U	5.00		ug/L		03/20/23 07:40	03/21/23 08:12	1
Arsenic	**40.1**		3.00		ug/L		03/20/23 07:40	03/21/23 08:12	1
Barium	**90.0**		5.00		ug/L		03/20/23 07:40	03/21/23 08:12	1
Beryllium	0.500	U	0.500		ug/L		03/20/23 07:40	03/21/23 08:12	1
Cadmium	0.500	U	0.500		ug/L		03/20/23 07:40	03/21/23 08:12	1
Chromium	5.00	U	5.00		ug/L		03/20/23 07:40	03/21/23 08:12	1
Cobalt	**6.59**		0.500		ug/L		03/20/23 07:40	03/21/23 08:12	1
Lead	2.50	U	2.50		ug/L		03/20/23 07:40	03/21/23 08:12	1
Nickel	5.00	U	5.00		ug/L		03/20/23 07:40	03/21/23 08:12	1
Silver	1.00	U	1.00		ug/L		03/20/23 07:40	03/21/23 08:12	1
Thallium	1.00	U	1.00		ug/L		03/20/23 07:40	03/21/23 08:12	1
Zinc	**43.1**		20.0		ug/L		03/20/23 07:40	03/21/23 08:12	1

Client: South Carolina Public Service Authority
Project/Site: 125915/JM02.09.G01.1/36500

Job ID: 680-232195-1

Client Sample ID: AF56441

Date Collected: 03/01/23 11:45
Date Received: 03/17/23 10:30

Lab Sample ID: 680-232195-4

Matrix: Water

Method: SW846 6010D - Metals (ICP) - Dissolved

Analyte	Result	Qualifier	RL	MDL	Unit	D	Prepared	Analyzed	Dil Fac
Lithium	**140**		50.0		ug/L		03/23/23 14:17	03/24/23 20:30	1
Calcium	**174000**		500		ug/L		03/24/23 14:44	03/24/23 20:06	1
Iron	**4580**		100		ug/L		03/24/23 14:44	03/24/23 20:06	1
Magnesium	**9730**		500		ug/L		03/24/23 14:44	03/24/23 20:06	1
Molybdenum	10.0	U	10.0		ug/L		03/24/23 14:44	03/24/23 20:06	1
Potassium	**5050**		1000		ug/L		03/24/23 14:44	03/24/23 20:06	1
Selenium	20.0	U	20.0		ug/L		03/24/23 14:44	03/24/23 20:06	1
Sodium	**22900**		2000		ug/L		03/24/23 14:44	03/24/23 20:06	1

Method: SW846 6020B - Metals (ICP/MS) - Dissolved

Analyte	Result	Qualifier	RL	MDL	Unit	D	Prepared	Analyzed	Dil Fac
Aluminum	100	U	100		ug/L		03/20/23 07:40	03/21/23 08:16	1
Antimony	5.00	U	5.00		ug/L		03/20/23 07:40	03/21/23 08:16	1
Arsenic	**177**		3.00		ug/L		03/20/23 07:40	03/21/23 08:16	1
Barium	**76.2**		5.00		ug/L		03/20/23 07:40	03/21/23 08:16	1
Beryllium	0.500	U	0.500		ug/L		03/20/23 07:40	03/21/23 08:16	1
Cadmium	0.500	U	0.500		ug/L		03/20/23 07:40	03/21/23 08:16	1
Chromium	5.00	U	5.00		ug/L		03/20/23 07:40	03/21/23 08:16	1
Cobalt	0.500	U	0.500		ug/L		03/20/23 07:40	03/21/23 08:16	1
Lead	2.50	U	2.50		ug/L		03/20/23 07:40	03/21/23 08:16	1
Nickel	5.00	U	5.00		ug/L		03/20/23 07:40	03/21/23 08:16	1
Silver	1.00	U	1.00		ug/L		03/20/23 07:40	03/21/23 08:16	1
Thallium	1.00	U	1.00		ug/L		03/20/23 07:40	03/21/23 08:16	1
Zinc	20.0	U	20.0		ug/L		03/20/23 07:40	03/21/23 08:16	1

Client: South Carolina Public Service Authority
Project/Site: 125915/JM02.09.G01.1/36500

Job ID: 680-232195-1

Client Sample ID: AF56414

Date Collected: 03/02/23 12:46
Date Received: 03/17/23 10:30

Lab Sample ID: 680-232195-5

Matrix: Water

Method: SW846 6010D - Metals (ICP) - Dissolved

Analyte	Result	Qualifier	RL	MDL	Unit	D	Prepared	Analyzed	Dil Fac
Lithium	**63.0**		50.0		ug/L		03/23/23 14:17	03/24/23 20:34	1
Calcium	**443000**		500		ug/L		03/24/23 14:44	03/24/23 20:09	1
Iron	**21800**		100		ug/L		03/24/23 14:44	03/24/23 20:09	1
Magnesium	**43600**		500		ug/L		03/24/23 14:44	03/24/23 20:09	1
Molybdenum	10.0	U	10.0		ug/L		03/24/23 14:44	03/24/23 20:09	1
Potassium	**6180**		1000		ug/L		03/24/23 14:44	03/24/23 20:09	1
Selenium	20.0	U	20.0		ug/L		03/24/23 14:44	03/24/23 20:09	1
Sodium	**94600**		2000		ug/L		03/24/23 14:44	03/24/23 20:09	1

Method: SW846 6020B - Metals (ICP/MS) - Dissolved

Analyte	Result	Qualifier	RL	MDL	Unit	D	Prepared	Analyzed	Dil Fac
Aluminum	100	U	100		ug/L		03/20/23 07:40	03/21/23 08:20	1
Antimony	5.00	U	5.00		ug/L		03/20/23 07:40	03/21/23 08:20	1
Arsenic	3.00	U	3.00		ug/L		03/20/23 07:40	03/21/23 08:20	1
Barium	**367**		5.00		ug/L		03/20/23 07:40	03/21/23 08:20	1
Beryllium	0.500	U	0.500		ug/L		03/20/23 07:40	03/21/23 08:20	1
Cadmium	0.500	U	0.500		ug/L		03/20/23 07:40	03/21/23 08:20	1
Chromium	5.00	U	5.00		ug/L		03/20/23 07:40	03/21/23 08:20	1
Cobalt	0.500	U	0.500		ug/L		03/20/23 07:40	03/21/23 08:20	1
Lead	2.50	U	2.50		ug/L		03/20/23 07:40	03/21/23 08:20	1
Nickel	5.00	U	5.00		ug/L		03/20/23 07:40	03/21/23 08:20	1
Silver	1.00	U	1.00		ug/L		03/20/23 07:40	03/21/23 08:20	1
Thallium	1.00	U	1.00		ug/L		03/20/23 07:40	03/21/23 08:20	1
Zinc	20.0	U	20.0		ug/L		03/20/23 07:40	03/21/23 08:20	1

Client: South Carolina Public Service Authority
Job ID: 680-232195-1
Project/Site: 125915/JM02.09.G01.1/36500

Client Sample ID: AF56423
Lab Sample ID: 680-232195-6
Date Collected: 03/02/23 09:52
Matrix: Water
Date Received: 03/17/23 10:30

Method: SW846 6010D - Metals (ICP) - Dissolved

Analyte	Result	Qualifier	RL	MDL	Unit	D	Prepared	Analyzed	Dil Fac
Lithium	**95.7**		50.0		ug/L		03/23/23 14:17	03/24/23 20:39	1
Calcium	**382000**		500		ug/L		03/24/23 14:44	03/24/23 20:19	1
Iron	**14000**		100		ug/L		03/24/23 14:44	03/24/23 20:19	1
Magnesium	**46400**		500		ug/L		03/24/23 14:44	03/24/23 20:19	1
Molybdenum	10.0	U	10.0		ug/L		03/24/23 14:44	03/24/23 20:19	1
Potassium	**11800**		1000		ug/L		03/24/23 14:44	03/24/23 20:19	1
Selenium	20.0	U	20.0		ug/L		03/24/23 14:44	03/24/23 20:19	1
Sodium	**85500**		2000		ug/L		03/24/23 14:44	03/24/23 20:19	1

Method: SW846 6020B - Metals (ICP/MS) - Dissolved

Analyte	Result	Qualifier	RL	MDL	Unit	D	Prepared	Analyzed	Dil Fac
Aluminum	100	U	100		ug/L		03/20/23 07:40	03/21/23 08:24	1
Antimony	5.00	U	5.00		ug/L		03/20/23 07:40	03/21/23 08:24	1
Arsenic	**307**		3.00		ug/L		03/20/23 07:40	03/21/23 08:24	1
Barium	**214**		5.00		ug/L		03/20/23 07:40	03/21/23 08:24	1
Beryllium	0.500	U	0.500		ug/L		03/20/23 07:40	03/21/23 08:24	1
Cadmium	0.500	U	0.500		ug/L		03/20/23 07:40	03/21/23 08:24	1
Chromium	5.00	U	5.00		ug/L		03/20/23 07:40	03/21/23 08:24	1
Cobalt	0.500	U	0.500		ug/L		03/20/23 07:40	03/21/23 08:24	1
Lead	2.50	U	2.50		ug/L		03/20/23 07:40	03/21/23 08:24	1
Nickel	5.00	U	5.00		ug/L		03/20/23 07:40	03/21/23 08:24	1
Silver	1.00	U	1.00		ug/L		03/20/23 07:40	03/21/23 08:24	1
Thallium	1.00	U	1.00		ug/L		03/20/23 07:40	03/21/23 08:24	1
Zinc	20.0	U	20.0		ug/L		03/20/23 07:40	03/21/23 08:24	1

Client: South Carolina Public Service Authority
Project/Site: 125915/JM02.09.G01.1/36500

Job ID: 680-232195-1

Client Sample ID: AF56428

Date Collected: 03/02/23 10:56
Date Received: 03/17/23 10:30

Lab Sample ID: 680-232195-7

Matrix: Water

Method: SW846 6010D - Metals (ICP) - Dissolved

Analyte	Result	Qualifier	RL	MDL	Unit	D	Prepared	Analyzed	Dil Fac
Lithium	50.0	U	50.0		ug/L		03/23/23 14:17	03/24/23 20:44	1
Calcium	**95200**		500		ug/L		03/24/23 14:44	03/24/23 20:22	1
Iron	**76100**		100		ug/L		03/24/23 14:44	03/24/23 20:22	1
Magnesium	**21000**		500		ug/L		03/24/23 14:44	03/24/23 20:22	1
Molybdenum	10.0	U	10.0		ug/L		03/24/23 14:44	03/24/23 20:22	1
Potassium	**9830**		1000		ug/L		03/24/23 14:44	03/24/23 20:22	1
Selenium	20.0	U	20.0		ug/L		03/24/23 14:44	03/24/23 20:22	1
Sodium	**35400**		2000		ug/L		03/24/23 14:44	03/24/23 20:22	1

Method: SW846 6020B - Metals (ICP/MS) - Dissolved

Analyte	Result	Qualifier	RL	MDL	Unit	D	Prepared	Analyzed	Dil Fac
Aluminum	100	U	100		ug/L		03/20/23 07:40	03/21/23 08:28	1
Antimony	5.00	U	5.00		ug/L		03/20/23 07:40	03/21/23 08:28	1
Arsenic	**75.4**		3.00		ug/L		03/20/23 07:40	03/21/23 08:28	1
Barium	**108**		5.00		ug/L		03/20/23 07:40	03/21/23 08:28	1
Beryllium	0.500	U	0.500		ug/L		03/20/23 07:40	03/21/23 08:28	1
Cadmium	0.500	U	0.500		ug/L		03/20/23 07:40	03/21/23 08:28	1
Chromium	5.00	U	5.00		ug/L		03/20/23 07:40	03/21/23 08:28	1
Cobalt	**0.610**		0.500		ug/L		03/20/23 07:40	03/21/23 08:28	1
Lead	2.50	U	2.50		ug/L		03/20/23 07:40	03/21/23 08:28	1
Nickel	5.00	U	5.00		ug/L		03/20/23 07:40	03/21/23 08:28	1
Silver	1.00	U	1.00		ug/L		03/20/23 07:40	03/21/23 08:28	1
Thallium	1.00	U	1.00		ug/L		03/20/23 07:40	03/21/23 08:28	1
Zinc	20.0	U	20.0		ug/L		03/20/23 07:40	03/21/23 08:28	1

Client: South Carolina Public Service Authority
Project/Site: 125915/JM02.09.G01.1/36500

Job ID: 680-232195-1

Client Sample ID: AF56419

Date Collected: 03/07/23 14:51
Date Received: 03/17/23 10:30

Lab Sample ID: 680-232195-8

Matrix: Water

Method: SW846 6010D - Metals (ICP) - Dissolved

Analyte	Result	Qualifier	RL	MDL	Unit	D	Prepared	Analyzed	Dil Fac
Lithium	**223**		50.0		ug/L		03/23/23 14:17	03/24/23 20:48	1
Calcium	**535000**		500		ug/L		03/24/23 14:44	03/24/23 20:25	1
Iron	**1430**		100		ug/L		03/24/23 14:44	03/24/23 20:25	1
Magnesium	**78800**		500		ug/L		03/24/23 14:44	03/24/23 20:25	1
Molybdenum	**55.9**		10.0		ug/L		03/24/23 14:44	03/24/23 20:25	1
Potassium	**19700**		1000		ug/L		03/24/23 14:44	03/24/23 20:25	1
Selenium	20.0	U	20.0		ug/L		03/24/23 14:44	03/24/23 20:25	1
Sodium	**41700**		2000		ug/L		03/24/23 14:44	03/24/23 20:25	1

Method: SW846 6020B - Metals (ICP/MS) - Dissolved

Analyte	Result	Qualifier	RL	MDL	Unit	D	Prepared	Analyzed	Dil Fac
Aluminum	100	U	100		ug/L		03/20/23 07:40	03/21/23 08:33	1
Antimony	5.00	U	5.00		ug/L		03/20/23 07:40	03/21/23 08:33	1
Arsenic	**103**		3.00		ug/L		03/20/23 07:40	03/21/23 08:33	1
Barium	**71.5**		5.00		ug/L		03/20/23 07:40	03/21/23 08:33	1
Beryllium	0.500	U	0.500		ug/L		03/20/23 07:40	03/21/23 08:33	1
Cadmium	0.500	U	0.500		ug/L		03/20/23 07:40	03/21/23 08:33	1
Chromium	5.00	U	5.00		ug/L		03/20/23 07:40	03/21/23 08:33	1
Cobalt	**1.26**		0.500		ug/L		03/20/23 07:40	03/21/23 08:33	1
Lead	2.50	U	2.50		ug/L		03/20/23 07:40	03/21/23 08:33	1
Nickel	5.00	U	5.00		ug/L		03/20/23 07:40	03/21/23 08:33	1
Silver	1.00	U	1.00		ug/L		03/20/23 07:40	03/21/23 08:33	1
Thallium	1.00	U	1.00		ug/L		03/20/23 07:40	03/21/23 08:33	1
Zinc	20.0	U	20.0		ug/L		03/20/23 07:40	03/21/23 08:33	1

Client: South Carolina Public Service Authority
Project/Site: 125915/JM02.09.G01.1/36500

Job ID: 680-232195-1

Client Sample ID: AF56425

Date Collected: 03/07/23 12:49
Date Received: 03/17/23 10:30

Lab Sample ID: 680-232195-9

Matrix: Water

Method: SW846 6010D - Metals (ICP) - Dissolved

Analyte	Result	Qualifier	RL	MDL	Unit	D	Prepared	Analyzed	Dil Fac
Lithium	50.0	U	50.0		ug/L		03/23/23 14:17	03/24/23 20:53	1
Calcium	**247000**		500		ug/L		03/24/23 14:44	03/24/23 20:29	1
Iron	**1290**		100		ug/L		03/24/23 14:44	03/24/23 20:29	1
Magnesium	**35800**		500		ug/L		03/24/23 14:44	03/24/23 20:29	1
Molybdenum	**19.3**		10.0		ug/L		03/24/23 14:44	03/24/23 20:29	1
Potassium	**13000**		1000		ug/L		03/24/23 14:44	03/24/23 20:29	1
Selenium	20.0	U	20.0		ug/L		03/24/23 14:44	03/24/23 20:29	1
Sodium	**68500**		2000		ug/L		03/24/23 14:44	03/24/23 20:29	1

Method: SW846 6020B - Metals (ICP/MS) - Dissolved

Analyte	Result	Qualifier	RL	MDL	Unit	D	Prepared	Analyzed	Dil Fac
Aluminum	100	U	100		ug/L		03/20/23 07:40	03/21/23 08:37	1
Antimony	5.00	U	5.00		ug/L		03/20/23 07:40	03/21/23 08:37	1
Arsenic	3.00	U	3.00		ug/L		03/20/23 07:40	03/21/23 08:37	1
Barium	**42.8**		5.00		ug/L		03/20/23 07:40	03/21/23 08:37	1
Beryllium	0.500	U	0.500		ug/L		03/20/23 07:40	03/21/23 08:37	1
Cadmium	0.500	U	0.500		ug/L		03/20/23 07:40	03/21/23 08:37	1
Chromium	5.00	U	5.00		ug/L		03/20/23 07:40	03/21/23 08:37	1
Cobalt	0.500	U	0.500		ug/L		03/20/23 07:40	03/21/23 08:37	1
Lead	2.50	U	2.50		ug/L		03/20/23 07:40	03/21/23 08:37	1
Nickel	5.00	U	5.00		ug/L		03/20/23 07:40	03/21/23 08:37	1
Silver	1.00	U	1.00		ug/L		03/20/23 07:40	03/21/23 08:37	1
Thallium	1.00	U	1.00		ug/L		03/20/23 07:40	03/21/23 08:37	1
Zinc	20.0	U	20.0		ug/L		03/20/23 07:40	03/21/23 08:37	1

Client: South Carolina Public Service Authority
Job ID: 680-232195-1
Project/Site: 125915/JM02.09.G01.1/36500

Client Sample ID: AF56426
Lab Sample ID: 680-232195-10
Date Collected: 03/07/23 10:22
Matrix: Water
Date Received: 03/17/23 10:30

Method: SW846 6010D - Metals (ICP) - Dissolved

Analyte	Result	Qualifier	RL	MDL	Unit	D	Prepared	Analyzed	Dil Fac
Lithium	50.0	U	50.0		ug/L		03/23/23 14:17	03/24/23 21:12	1
Calcium	**192000**		500		ug/L		03/24/23 14:44	03/24/23 20:32	1
Iron	**3230**		100		ug/L		03/24/23 14:44	03/24/23 20:32	1
Magnesium	**18700**		500		ug/L		03/24/23 14:44	03/24/23 20:32	1
Molybdenum	10.0	U	10.0		ug/L		03/24/23 14:44	03/24/23 20:32	1
Potassium	**11200**		1000		ug/L		03/24/23 14:44	03/24/23 20:32	1
Selenium	20.0	U	20.0		ug/L		03/24/23 14:44	03/24/23 20:32	1
Sodium	**127000**		2000		ug/L		03/24/23 14:44	03/24/23 20:32	1

Method: SW846 6020B - Metals (ICP/MS) - Dissolved

Analyte	Result	Qualifier	RL	MDL	Unit	D	Prepared	Analyzed	Dil Fac
Aluminum	**149**		100		ug/L		03/20/23 07:40	03/21/23 08:41	1
Antimony	5.00	U	5.00		ug/L		03/20/23 07:40	03/21/23 08:41	1
Arsenic	3.00	U	3.00		ug/L		03/20/23 07:40	03/21/23 08:41	1
Barium	**35.1**		5.00		ug/L		03/20/23 07:40	03/21/23 08:41	1
Beryllium	0.500	U	0.500		ug/L		03/20/23 07:40	03/21/23 08:41	1
Cadmium	0.500	U	0.500		ug/L		03/20/23 07:40	03/21/23 08:41	1
Chromium	5.00	U	5.00		ug/L		03/20/23 07:40	03/21/23 08:41	1
Cobalt	0.500	U	0.500		ug/L		03/20/23 07:40	03/21/23 08:41	1
Lead	2.50	U	2.50		ug/L		03/20/23 07:40	03/21/23 08:41	1
Nickel	5.00	U	5.00		ug/L		03/20/23 07:40	03/21/23 08:41	1
Silver	1.00	U	1.00		ug/L		03/20/23 07:40	03/21/23 08:41	1
Thallium	1.00	U	1.00		ug/L		03/20/23 07:40	03/21/23 08:41	1
Zinc	20.0	U	20.0		ug/L		03/20/23 07:40	03/21/23 08:41	1

Client: South Carolina Public Service Authority
Project/Site: 125915/JM02.09.G01.1/36500

Job ID: 680-232195-1

Client Sample ID: AF56427
Date Collected: 03/07/23 10:27
Date Received: 03/17/23 10:30

Lab Sample ID: 680-232195-11
Matrix: Water

Method: SW846 6010D - Metals (ICP) - Dissolved

Analyte	Result	Qualifier	RL	MDL	Unit	D	Prepared	Analyzed	Dil Fac
Lithium	50.0	U	50.0		ug/L		03/23/23 14:17	03/24/23 21:16	1
Calcium	**382000**		500		ug/L		03/24/23 14:44	03/24/23 20:35	1
Iron	**41600**		100		ug/L		03/24/23 14:44	03/24/23 20:35	1
Magnesium	**27600**		500		ug/L		03/24/23 14:44	03/24/23 20:35	1
Molybdenum	10.0	U	10.0		ug/L		03/24/23 14:44	03/24/23 20:35	1
Potassium	**2620**		1000		ug/L		03/24/23 14:44	03/24/23 20:35	1
Selenium	20.0	U	20.0		ug/L		03/24/23 14:44	03/24/23 20:35	1
Sodium	**121000**		2000		ug/L		03/24/23 14:44	03/24/23 20:35	1

Method: SW846 6020B - Metals (ICP/MS) - Dissolved

Analyte	Result	Qualifier	RL	MDL	Unit	D	Prepared	Analyzed	Dil Fac
Aluminum	**156**		100		ug/L		03/20/23 07:40	03/21/23 08:53	1
Antimony	5.00	U	5.00		ug/L		03/20/23 07:40	03/21/23 08:53	1
Arsenic	3.00	U	3.00		ug/L		03/20/23 07:40	03/21/23 08:53	1
Barium	**35.8**		5.00		ug/L		03/20/23 07:40	03/21/23 08:53	1
Beryllium	0.500	U	0.500		ug/L		03/20/23 07:40	03/21/23 08:53	1
Cadmium	0.500	U	0.500		ug/L		03/20/23 07:40	03/21/23 08:53	1
Chromium	5.00	U	5.00		ug/L		03/20/23 07:40	03/21/23 08:53	1
Cobalt	0.500	U	0.500		ug/L		03/20/23 07:40	03/21/23 08:53	1
Lead	2.50	U	2.50		ug/L		03/20/23 07:40	03/21/23 08:53	1
Nickel	5.00	U	5.00		ug/L		03/20/23 07:40	03/21/23 08:53	1
Silver	1.00	U	1.00		ug/L		03/20/23 07:40	03/21/23 08:53	1
Thallium	1.00	U	1.00		ug/L		03/20/23 07:40	03/21/23 08:53	1
Zinc	20.0	U	20.0		ug/L		03/20/23 07:40	03/21/23 08:53	1

Client: South Carolina Public Service Authority
Project/Site: 125915/JM02.09.G01.1/36500

Job ID: 680-232195-1

Client Sample ID: AF56408

Date Collected: 03/08/23 13:38
Date Received: 03/17/23 10:30

Lab Sample ID: 680-232195-12

Matrix: Water

Method: SW846 6010D - Metals (ICP) - Dissolved

Analyte	Result	Qualifier	RL	MDL	Unit	D	Prepared	Analyzed	Dil Fac
Lithium	50.0	U	50.0		ug/L		03/23/23 14:17	03/24/23 21:21	1
Calcium	**21000**		500		ug/L		03/24/23 14:44	03/24/23 20:38	1
Iron	**256**		100		ug/L		03/24/23 14:44	03/24/23 20:38	1
Magnesium	**1650**		500		ug/L		03/24/23 14:44	03/24/23 20:38	1
Molybdenum	10.0	U	10.0		ug/L		03/24/23 14:44	03/24/23 20:38	1
Potassium	1000	U	1000		ug/L		03/24/23 14:44	03/24/23 20:38	1
Selenium	20.0	U	20.0		ug/L		03/24/23 14:44	03/24/23 20:38	1
Sodium	**4330**		2000		ug/L		03/24/23 14:44	03/24/23 20:38	1

Method: SW846 6020B - Metals (ICP/MS) - Dissolved

Analyte	Result	Qualifier	RL	MDL	Unit	D	Prepared	Analyzed	Dil Fac
Aluminum	100	U	100		ug/L		03/20/23 07:40	03/21/23 08:57	1
Antimony	5.00	U	5.00		ug/L		03/20/23 07:40	03/21/23 08:57	1
Arsenic	3.00	U	3.00		ug/L		03/20/23 07:40	03/21/23 08:57	1
Barium	**251**		5.00		ug/L		03/20/23 07:40	03/21/23 08:57	1
Beryllium	0.500	U	0.500		ug/L		03/20/23 07:40	03/21/23 08:57	1
Cadmium	0.500	U	0.500		ug/L		03/20/23 07:40	03/21/23 08:57	1
Chromium	**40.5**		5.00		ug/L		03/20/23 07:40	03/21/23 08:57	1
Cobalt	**0.575**		0.500		ug/L		03/20/23 07:40	03/21/23 08:57	1
Lead	2.50	U	2.50		ug/L		03/20/23 07:40	03/21/23 08:57	1
Nickel	5.00	U	5.00		ug/L		03/20/23 07:40	03/21/23 08:57	1
Silver	1.00	U	1.00		ug/L		03/20/23 07:40	03/21/23 08:57	1
Thallium	1.00	U	1.00		ug/L		03/20/23 07:40	03/21/23 08:57	1
Zinc	**53.9**		20.0		ug/L		03/20/23 07:40	03/21/23 08:57	1

Client: South Carolina Public Service Authority
Project/Site: 125915/JM02.09.G01.1/36500

Job ID: 680-232195-1

Client Sample ID: AF56415

Date Collected: 03/08/23 15:13
Date Received: 03/17/23 10:30

Lab Sample ID: 680-232195-13

Matrix: Water

Method: SW846 6010D - Metals (ICP) - Dissolved

Analyte	Result	Qualifier	RL	MDL	Unit	D	Prepared	Analyzed	Dil Fac
Lithium	50.0	U	50.0		ug/L		03/23/23 14:17	03/24/23 21:26	1
Calcium	**19600**		500		ug/L		03/24/23 14:44	03/24/23 20:42	1
Iron	**213**		100		ug/L		03/24/23 14:44	03/24/23 20:42	1
Magnesium	**1630**		500		ug/L		03/24/23 14:44	03/24/23 20:42	1
Molybdenum	10.0	U	10.0		ug/L		03/24/23 14:44	03/24/23 20:42	1
Potassium	1000	U	1000		ug/L		03/24/23 14:44	03/24/23 20:42	1
Selenium	20.0	U	20.0		ug/L		03/24/23 14:44	03/24/23 20:42	1
Sodium	**4310**		2000		ug/L		03/24/23 14:44	03/24/23 20:42	1

Method: SW846 6020B - Metals (ICP/MS) - Dissolved

Analyte	Result	Qualifier	RL	MDL	Unit	D	Prepared	Analyzed	Dil Fac
Aluminum	100	U	100		ug/L		03/20/23 07:40	03/21/23 09:01	1
Antimony	5.00	U	5.00		ug/L		03/20/23 07:40	03/21/23 09:01	1
Arsenic	3.00	U	3.00		ug/L		03/20/23 07:40	03/21/23 09:01	1
Barium	**76.3**		5.00		ug/L		03/20/23 07:40	03/21/23 09:01	1
Beryllium	0.500	U	0.500		ug/L		03/20/23 07:40	03/21/23 09:01	1
Cadmium	0.500	U	0.500		ug/L		03/20/23 07:40	03/21/23 09:01	1
Chromium	5.00	U	5.00		ug/L		03/20/23 07:40	03/21/23 09:01	1
Cobalt	0.500	U	0.500		ug/L		03/20/23 07:40	03/21/23 09:01	1
Lead	2.50	U	2.50		ug/L		03/20/23 07:40	03/21/23 09:01	1
Nickel	5.00	U	5.00		ug/L		03/20/23 07:40	03/21/23 09:01	1
Silver	1.00	U	1.00		ug/L		03/20/23 07:40	03/21/23 09:01	1
Thallium	1.00	U	1.00		ug/L		03/20/23 07:40	03/21/23 09:01	1
Zinc	**30.6**		20.0		ug/L		03/20/23 07:40	03/21/23 09:01	1

Client: South Carolina Public Service Authority
Project/Site: 125915/JM02.09.G01.1/36500

Job ID: 680-232195-1

Client Sample ID: AF56416

Date Collected: 03/08/23 10:09
Date Received: 03/17/23 10:30

Lab Sample ID: 680-232195-14

Matrix: Water

Method: SW846 6010D - Metals (ICP) - Dissolved

Analyte	Result	Qualifier	RL	MDL	Unit	D	Prepared	Analyzed	Dil Fac
Lithium	50.0	U	50.0		ug/L		03/23/23 14:17	03/24/23 21:31	1
Calcium	**66800**		500		ug/L		03/24/23 14:44	03/24/23 20:45	1
Iron	**891**		100		ug/L		03/24/23 14:44	03/24/23 20:45	1
Magnesium	**2920**		500		ug/L		03/24/23 14:44	03/24/23 20:45	1
Molybdenum	10.0	U	10.0		ug/L		03/24/23 14:44	03/24/23 20:45	1
Potassium	**2190**		1000		ug/L		03/24/23 14:44	03/24/23 20:45	1
Selenium	20.0	U	20.0		ug/L		03/24/23 14:44	03/24/23 20:45	1
Sodium	**11100**		2000		ug/L		03/24/23 14:44	03/24/23 20:45	1

Method: SW846 6020B - Metals (ICP/MS) - Dissolved

Analyte	Result	Qualifier	RL	MDL	Unit	D	Prepared	Analyzed	Dil Fac
Aluminum	100	U	100		ug/L		03/20/23 07:40	03/21/23 09:05	1
Antimony	5.00	U	5.00		ug/L		03/20/23 07:40	03/21/23 09:05	1
Arsenic	**74.8**		3.00		ug/L		03/20/23 07:40	03/21/23 09:05	1
Barium	**42.0**		5.00		ug/L		03/20/23 07:40	03/21/23 09:05	1
Beryllium	0.500	U	0.500		ug/L		03/20/23 07:40	03/21/23 09:05	1
Cadmium	0.500	U	0.500		ug/L		03/20/23 07:40	03/21/23 09:05	1
Chromium	5.00	U	5.00		ug/L		03/20/23 07:40	03/21/23 09:05	1
Cobalt	0.500	U	0.500		ug/L		03/20/23 07:40	03/21/23 09:05	1
Lead	2.50	U	2.50		ug/L		03/20/23 07:40	03/21/23 09:05	1
Nickel	5.00	U	5.00		ug/L		03/20/23 07:40	03/21/23 09:05	1
Silver	1.00	U	1.00		ug/L		03/20/23 07:40	03/21/23 09:05	1
Thallium	1.00	U	1.00		ug/L		03/20/23 07:40	03/21/23 09:05	1
Zinc	**182**		20.0		ug/L		03/20/23 07:40	03/21/23 09:05	1

Client: South Carolina Public Service Authority
Project/Site: 125915/JM02.09.G01.1/36500

Job ID: 680-232195-1

Client Sample ID: AF56417

Date Collected: 03/08/23 10:14
Date Received: 03/17/23 10:30

Lab Sample ID: 680-232195-15

Matrix: Water

Method: SW846 6010D - Metals (ICP) - Dissolved

Analyte	Result	Qualifier	RL	MDL	Unit	D	Prepared	Analyzed	Dil Fac
Lithium	50.0	U	50.0		ug/L		03/23/23 14:17	03/24/23 21:35	1
Calcium	**270000**		500		ug/L		03/20/23 09:01	03/21/23 19:12	1
Iron	**1940**		100		ug/L		03/20/23 09:01	03/21/23 19:12	1
Magnesium	**38900**		500		ug/L		03/20/23 09:01	03/21/23 19:12	1
Molybdenum	**21.2**		10.0		ug/L		03/20/23 09:01	03/21/23 19:12	1
Potassium	**14100**		1000		ug/L		03/20/23 09:01	03/21/23 19:12	1
Selenium	20.0	U	20.0		ug/L		03/20/23 09:01	03/21/23 19:12	1
Sodium	**72300**		2000		ug/L		03/20/23 09:01	03/21/23 19:12	1

Method: SW846 6020B - Metals (ICP/MS) - Dissolved

Analyte	Result	Qualifier	RL	MDL	Unit	D	Prepared	Analyzed	Dil Fac
Aluminum	100	U	100		ug/L		03/20/23 09:01	03/21/23 16:07	1
Antimony	5.00	U	5.00		ug/L		03/20/23 09:01	03/21/23 16:07	1
Arsenic	**84.0**		3.00		ug/L		03/20/23 09:01	03/21/23 16:07	1
Barium	**50.0**		5.00		ug/L		03/20/23 09:01	03/21/23 16:07	1
Beryllium	0.500	U	0.500		ug/L		03/20/23 09:01	03/21/23 16:07	1
Cadmium	0.500	U	0.500		ug/L		03/20/23 09:01	03/21/23 16:07	1
Chromium	5.00	U	5.00		ug/L		03/20/23 09:01	03/21/23 16:07	1
Cobalt	0.500	U	0.500		ug/L		03/20/23 09:01	03/21/23 16:07	1
Lead	2.50	U	2.50		ug/L		03/20/23 09:01	03/21/23 16:07	1
Nickel	5.00	U	5.00		ug/L		03/20/23 09:01	03/21/23 16:07	1
Silver	1.00	U	1.00		ug/L		03/20/23 09:01	03/21/23 16:07	1
Thallium	1.00	U	1.00		ug/L		03/20/23 09:01	03/21/23 16:07	1
Zinc	20.0	U	20.0		ug/L		03/20/23 09:01	03/21/23 16:07	1

Client: South Carolina Public Service Authority
Project/Site: 125915/JM02.09.G01.1/36500

Job ID: 680-232195-1

Client Sample ID: AF56429

Date Collected: 03/08/23 12:12
Date Received: 03/17/23 10:30

Lab Sample ID: 680-232195-16

Matrix: Water

Method: SW846 6010D - Metals (ICP) - Dissolved

Analyte	Result	Qualifier	RL	MDL	Unit	D	Prepared	Analyzed	Dil Fac
Lithium	50.0	U	50.0		ug/L		03/23/23 14:17	03/24/23 21:40	1
Calcium	**74200**		500		ug/L		03/20/23 09:01	03/21/23 19:22	1
Iron	**92900**		100		ug/L		03/20/23 09:01	03/21/23 19:22	1
Magnesium	**26000**		500		ug/L		03/20/23 09:01	03/21/23 19:22	1
Molybdenum	10.0	U	10.0		ug/L		03/20/23 09:01	03/21/23 19:22	1
Potassium	1000	U	1000		ug/L		03/20/23 09:01	03/21/23 19:22	1
Selenium	20.0	U	20.0		ug/L		03/20/23 09:01	03/21/23 19:22	1
Sodium	**82900**		2000		ug/L		03/20/23 09:01	03/21/23 19:22	1

Method: SW846 6020B - Metals (ICP/MS) - Dissolved

Analyte	Result	Qualifier	RL	MDL	Unit	D	Prepared	Analyzed	Dil Fac
Aluminum	**2310**		100		ug/L		03/20/23 09:01	03/21/23 16:19	1
Antimony	5.00	U	5.00		ug/L		03/20/23 09:01	03/21/23 16:19	1
Arsenic	3.00	U	3.00		ug/L		03/20/23 09:01	03/21/23 16:19	1
Barium	**245**		5.00		ug/L		03/20/23 09:01	03/21/23 16:19	1
Beryllium	**0.965**		0.500		ug/L		03/20/23 09:01	03/21/23 16:19	1
Cadmium	0.500	U	0.500		ug/L		03/20/23 09:01	03/21/23 16:19	1
Chromium	5.00	U	5.00		ug/L		03/20/23 09:01	03/21/23 16:19	1
Cobalt	**19.1**		0.500		ug/L		03/20/23 09:01	03/21/23 16:19	1
Lead	**2.54**		2.50		ug/L		03/20/23 09:01	03/21/23 16:19	1
Nickel	**5.89**		5.00		ug/L		03/20/23 09:01	03/21/23 16:19	1
Silver	1.00	U	1.00		ug/L		03/20/23 09:01	03/21/23 16:19	1
Thallium	1.00	U	1.00		ug/L		03/20/23 09:01	03/21/23 16:19	1
Zinc	20.0	U	20.0		ug/L		03/20/23 09:01	03/21/23 16:19	1

Client: South Carolina Public Service Authority
Job ID: 680-232195-1
Project/Site: 125915/JM02.09.G01.1/36500

Client Sample ID: AF56394
Lab Sample ID: 680-232195-17
Date Collected: 02/14/23 12:33
Matrix: Water
Date Received: 03/17/23 10:30

Method: SW846 6010D - Metals (ICP) - Dissolved

Analyte	Result	Qualifier	RL	MDL	Unit	D	Prepared	Analyzed	Dil Fac
Lithium	50.0	U	50.0		ug/L		03/23/23 14:19	03/24/23 21:54	1
Calcium	**11200**		500		ug/L		03/20/23 09:01	03/21/23 19:25	1
Iron	**3120**		100		ug/L		03/20/23 09:01	03/21/23 19:25	1
Magnesium	**1020**		500		ug/L		03/20/23 09:01	03/21/23 19:25	1
Molybdenum	10.0	U	10.0		ug/L		03/20/23 09:01	03/21/23 19:25	1
Potassium	1000	U	1000		ug/L		03/20/23 09:01	03/21/23 19:25	1
Selenium	20.0	U	20.0		ug/L		03/20/23 09:01	03/21/23 19:25	1
Sodium	**5650**		2000		ug/L		03/20/23 09:01	03/21/23 19:25	1

Method: SW846 6020B - Metals (ICP/MS) - Dissolved

Analyte	Result	Qualifier	RL	MDL	Unit	D	Prepared	Analyzed	Dil Fac
Aluminum	**1310**		100		ug/L		03/20/23 09:01	03/21/23 16:23	1
Antimony	5.00	U	5.00		ug/L		03/20/23 09:01	03/21/23 16:23	1
Arsenic	**5.22**		3.00		ug/L		03/20/23 09:01	03/21/23 16:23	1
Barium	**76.1**		5.00		ug/L		03/20/23 09:01	03/21/23 16:23	1
Beryllium	0.500	U	0.500		ug/L		03/20/23 09:01	03/21/23 16:23	1
Cadmium	0.500	U	0.500		ug/L		03/20/23 09:01	03/21/23 16:23	1
Chromium	5.00	U	5.00		ug/L		03/20/23 09:01	03/21/23 16:23	1
Cobalt	**0.765**		0.500		ug/L		03/20/23 09:01	03/21/23 16:23	1
Lead	2.50	U	2.50		ug/L		03/20/23 09:01	03/21/23 16:23	1
Nickel	5.00	U	5.00		ug/L		03/20/23 09:01	03/21/23 16:23	1
Silver	1.00	U	1.00		ug/L		03/20/23 09:01	03/21/23 16:23	1
Thallium	1.00	U	1.00		ug/L		03/20/23 09:01	03/21/23 16:23	1
Zinc	**23.6**		20.0		ug/L		03/20/23 09:01	03/21/23 16:23	1

Client: South Carolina Public Service Authority
Job ID: 680-232195-1
Project/Site: 125915/JM02.09.G01.1/36500

Client Sample ID: AF56331
Lab Sample ID: 680-232195-18
Date Collected: 02/14/23 13:51
Matrix: Water
Date Received: 03/17/23 10:30

Method: SW846 6010D - Metals (ICP) - Dissolved

Analyte	Result	Qualifier	RL	MDL	Unit	D	Prepared	Analyzed	Dil Fac
Lithium	50.0	U	50.0		ug/L		03/23/23 14:19	03/24/23 22:26	1
Calcium	**3560**		500		ug/L		03/20/23 09:01	03/21/23 19:29	1
Iron	100	U	100		ug/L		03/20/23 09:01	03/21/23 19:29	1
Magnesium	**898**		500		ug/L		03/20/23 09:01	03/21/23 19:29	1
Molybdenum	10.0	U	10.0		ug/L		03/20/23 09:01	03/21/23 19:29	1
Potassium	1000	U	1000		ug/L		03/20/23 09:01	03/21/23 19:29	1
Selenium	20.0	U	20.0		ug/L		03/20/23 09:01	03/21/23 19:29	1
Sodium	**2720**		2000		ug/L		03/20/23 09:01	03/21/23 19:29	1

Method: SW846 6020B - Metals (ICP/MS) - Dissolved

Analyte	Result	Qualifier	RL	MDL	Unit	D	Prepared	Analyzed	Dil Fac
Aluminum	**793**		100		ug/L		03/20/23 09:01	03/21/23 16:27	1
Antimony	5.00	U	5.00		ug/L		03/20/23 09:01	03/21/23 16:27	1
Arsenic	3.00	U	3.00		ug/L		03/20/23 09:01	03/21/23 16:27	1
Barium	**30.1**		5.00		ug/L		03/20/23 09:01	03/21/23 16:27	1
Beryllium	0.500	U	0.500		ug/L		03/20/23 09:01	03/21/23 16:27	1
Cadmium	0.500	U	0.500		ug/L		03/20/23 09:01	03/21/23 16:27	1
Chromium	5.00	U	5.00		ug/L		03/20/23 09:01	03/21/23 16:27	1
Cobalt	**1.58**		0.500		ug/L		03/20/23 09:01	03/21/23 16:27	1
Lead	2.50	U	2.50		ug/L		03/20/23 09:01	03/21/23 16:27	1
Nickel	5.00	U	5.00		ug/L		03/20/23 09:01	03/21/23 16:27	1
Silver	1.00	U	1.00		ug/L		03/20/23 09:01	03/21/23 16:27	1
Thallium	1.00	U	1.00		ug/L		03/20/23 09:01	03/21/23 16:27	1
Zinc	20.0	U	20.0		ug/L		03/20/23 09:01	03/21/23 16:27	1

Client: South Carolina Public Service Authority
Project/Site: 125915/JM02.09.G01.1/36500

Job ID: 680-232195-1

Client Sample ID: AF56332

Date Collected: 02/14/23 15:22
Date Received: 03/17/23 10:30

Lab Sample ID: 680-232195-19

Matrix: Water

Method: SW846 6010D - Metals (ICP) - Dissolved

Analyte	Result	Qualifier	RL	MDL	Unit	D	Prepared	Analyzed	Dil Fac
Lithium	50.0	U	50.0		ug/L		03/23/23 14:19	03/24/23 22:35	1
Calcium	**87900**		500		ug/L		03/20/23 09:01	03/21/23 19:38	1
Iron	**5240**		100		ug/L		03/20/23 09:01	03/21/23 19:38	1
Magnesium	**2750**		500		ug/L		03/20/23 09:01	03/21/23 19:38	1
Molybdenum	10.0	U	10.0		ug/L		03/20/23 09:01	03/21/23 19:38	1
Potassium	**2150**		1000		ug/L		03/20/23 09:01	03/21/23 19:38	1
Selenium	20.0	U	20.0		ug/L		03/20/23 09:01	03/21/23 19:38	1
Sodium	**11700**		2000		ug/L		03/20/23 09:01	03/21/23 19:38	1

Method: SW846 6020B - Metals (ICP/MS) - Dissolved

Analyte	Result	Qualifier	RL	MDL	Unit	D	Prepared	Analyzed	Dil Fac
Aluminum	**1300**		100		ug/L		03/20/23 09:01	03/21/23 16:31	1
Antimony	5.00	U	5.00		ug/L		03/20/23 09:01	03/21/23 16:31	1
Arsenic	3.00	U	3.00		ug/L		03/20/23 09:01	03/21/23 16:31	1
Barium	**102**		5.00		ug/L		03/20/23 09:01	03/21/23 16:31	1
Beryllium	0.500	U	0.500		ug/L		03/20/23 09:01	03/21/23 16:31	1
Cadmium	0.500	U	0.500		ug/L		03/20/23 09:01	03/21/23 16:31	1
Chromium	5.00	U	5.00		ug/L		03/20/23 09:01	03/21/23 16:31	1
Cobalt	0.500	U	0.500		ug/L		03/20/23 09:01	03/21/23 16:31	1
Lead	2.50	U	2.50		ug/L		03/20/23 09:01	03/21/23 16:31	1
Nickel	5.00	U	5.00		ug/L		03/20/23 09:01	03/21/23 16:31	1
Silver	1.00	U	1.00		ug/L		03/20/23 09:01	03/21/23 16:31	1
Thallium	1.00	U	1.00		ug/L		03/20/23 09:01	03/21/23 16:31	1
Zinc	20.0	U	20.0		ug/L		03/20/23 09:01	03/21/23 16:31	1

Client: South Carolina Public Service Authority
Project/Site: 125915/JM02.09.G01.1/36500

Job ID: 680-232195-1

Client Sample ID: AF56395
Date Collected: 02/15/23 11:36
Date Received: 03/17/23 10:30

Lab Sample ID: 680-232195-20
Matrix: Water

Method: SW846 6010D - Metals (ICP) - Dissolved

Analyte	Result	Qualifier	RL	MDL	Unit	D	Prepared	Analyzed	Dil Fac
Lithium	50.0	U	50.0		ug/L		03/23/23 14:19	03/24/23 22:39	1
Calcium	**355000**		500		ug/L		03/20/23 09:01	03/21/23 19:42	1
Iron	**3970**		100		ug/L		03/20/23 09:01	03/21/23 19:42	1
Magnesium	**43700**		500		ug/L		03/20/23 09:01	03/21/23 19:42	1
Molybdenum	10.0	U	10.0		ug/L		03/20/23 09:01	03/21/23 19:42	1
Potassium	**9610**		1000		ug/L		03/20/23 09:01	03/21/23 19:42	1
Selenium	20.0	U	20.0		ug/L		03/20/23 09:01	03/21/23 19:42	1
Sodium	**71800**		2000		ug/L		03/20/23 09:01	03/21/23 19:42	1

Method: SW846 6020B - Metals (ICP/MS) - Dissolved

Analyte	Result	Qualifier	RL	MDL	Unit	D	Prepared	Analyzed	Dil Fac
Aluminum	**194**		100		ug/L		03/20/23 09:01	03/21/23 16:35	1
Antimony	5.00	U	5.00		ug/L		03/20/23 09:01	03/21/23 16:35	1
Arsenic	**11.5**		3.00		ug/L		03/20/23 09:01	03/21/23 16:35	1
Barium	**151**		5.00		ug/L		03/20/23 09:01	03/21/23 16:35	1
Beryllium	**1.46**		0.500		ug/L		03/20/23 09:01	03/21/23 16:35	1
Cadmium	0.500	U	0.500		ug/L		03/20/23 09:01	03/21/23 16:35	1
Chromium	5.00	U	5.00		ug/L		03/20/23 09:01	03/21/23 16:35	1
Cobalt	**18.5**		0.500		ug/L		03/20/23 09:01	03/21/23 16:35	1
Lead	2.50	U	2.50		ug/L		03/20/23 09:01	03/21/23 16:35	1
Nickel	**10.1**		5.00		ug/L		03/20/23 09:01	03/21/23 16:35	1
Silver	1.00	U	1.00		ug/L		03/20/23 09:01	03/21/23 16:35	1
Thallium	1.00	U	1.00		ug/L		03/20/23 09:01	03/21/23 16:35	1
Zinc	20.0	U	20.0		ug/L		03/20/23 09:01	03/21/23 16:35	1

Client: South Carolina Public Service Authority
Project/Site: 125915/JM02.09.G01.1/36500

Job ID: 680-232195-1

Client Sample ID: AF56396
Date Collected: 02/15/23 13:21
Date Received: 03/17/23 10:30

Lab Sample ID: 680-232195-21
Matrix: Water

Method: SW846 6010D - Metals (ICP) - Dissolved

Analyte	Result	Qualifier	RL	MDL	Unit	D	Prepared	Analyzed	Dil Fac
Lithium	50.0	U	50.0		ug/L		03/23/23 14:19	03/24/23 22:44	1
Calcium	**226000**		500		ug/L		03/20/23 09:01	03/21/23 19:51	1
Iron	**23400**		100		ug/L		03/20/23 09:01	03/21/23 19:51	1
Magnesium	**14600**		500		ug/L		03/20/23 09:01	03/21/23 19:51	1
Molybdenum	10.0	U	10.0		ug/L		03/20/23 09:01	03/21/23 19:51	1
Potassium	**2050**		1000		ug/L		03/20/23 09:01	03/21/23 19:51	1
Selenium	20.0	U	20.0		ug/L		03/20/23 09:01	03/21/23 19:51	1
Sodium	**42400**		2000		ug/L		03/20/23 09:01	03/21/23 19:51	1

Method: SW846 6020B - Metals (ICP/MS) - Dissolved

Analyte	Result	Qualifier	RL	MDL	Unit	D	Prepared	Analyzed	Dil Fac
Aluminum	100	U	100		ug/L		03/20/23 09:01	03/21/23 16:54	1
Antimony	5.00	U	5.00		ug/L		03/20/23 09:01	03/21/23 16:54	1
Arsenic	3.00	U	3.00		ug/L		03/20/23 09:01	03/22/23 08:24	1
Barium	**149**		5.00		ug/L		03/20/23 09:01	03/21/23 16:54	1
Beryllium	0.500	U	0.500		ug/L		03/20/23 09:01	03/21/23 16:54	1
Cadmium	0.500	U	0.500		ug/L		03/20/23 09:01	03/21/23 16:54	1
Chromium	5.00	U	5.00		ug/L		03/20/23 09:01	03/21/23 16:54	1
Cobalt	**0.565**		0.500		ug/L		03/20/23 09:01	03/21/23 16:54	1
Lead	2.50	U	2.50		ug/L		03/20/23 09:01	03/22/23 08:24	1
Nickel	5.00	U	5.00		ug/L		03/20/23 09:01	03/21/23 16:54	1
Silver	1.00	U	1.00		ug/L		03/20/23 09:01	03/21/23 16:54	1
Thallium	1.00	U	1.00		ug/L		03/20/23 09:01	03/22/23 08:24	1
Zinc	20.0	U	20.0		ug/L		03/20/23 09:01	03/21/23 16:54	1

Client: South Carolina Public Service Authority
Job ID: 680-232195-1
Project/Site: 125915/JM02.09.G01.1/36500

Client Sample ID: AF56397
Lab Sample ID: 680-232195-22
Date Collected: 02/16/23 10:53
Matrix: Water
Date Received: 03/17/23 10:30

Method: SW846 6010D - Metals (ICP) - Dissolved

Analyte	Result	Qualifier	RL	MDL	Unit	D	Prepared	Analyzed	Dil Fac
Lithium	50.0	U	50.0		ug/L		03/23/23 14:19	03/24/23 22:49	1
Calcium	**54900**		500		ug/L		03/20/23 09:01	03/21/23 19:45	1
Iron	**102**		100		ug/L		03/20/23 09:01	03/21/23 19:45	1
Magnesium	**3940**		500		ug/L		03/20/23 09:01	03/21/23 19:45	1
Molybdenum	10.0	U	10.0		ug/L		03/20/23 09:01	03/21/23 19:45	1
Potassium	**1830**		1000		ug/L		03/20/23 09:01	03/21/23 19:45	1
Selenium	20.0	U	20.0		ug/L		03/20/23 09:01	03/21/23 19:45	1
Sodium	**17100**		2000		ug/L		03/20/23 09:01	03/21/23 19:45	1

Method: SW846 6020B - Metals (ICP/MS) - Dissolved

Analyte	Result	Qualifier	RL	MDL	Unit	D	Prepared	Analyzed	Dil Fac
Aluminum	100	U	100		ug/L		03/20/23 09:01	03/21/23 16:46	1
Antimony	5.00	U	5.00		ug/L		03/20/23 09:01	03/21/23 16:46	1
Arsenic	3.00	U	3.00		ug/L		03/20/23 09:01	03/22/23 08:16	1
Barium	**34.2**		5.00		ug/L		03/20/23 09:01	03/21/23 16:46	1
Beryllium	0.500	U	0.500		ug/L		03/20/23 09:01	03/21/23 16:46	1
Cadmium	0.500	U	0.500		ug/L		03/20/23 09:01	03/21/23 16:46	1
Chromium	5.00	U	5.00		ug/L		03/20/23 09:01	03/21/23 16:46	1
Cobalt	0.500	U	0.500		ug/L		03/20/23 09:01	03/21/23 16:46	1
Lead	2.50	U	2.50		ug/L		03/20/23 09:01	03/22/23 08:16	1
Nickel	5.00	U	5.00		ug/L		03/20/23 09:01	03/21/23 16:46	1
Silver	1.00	U	1.00		ug/L		03/20/23 09:01	03/21/23 16:46	1
Thallium	1.00	U	1.00		ug/L		03/20/23 09:01	03/22/23 08:16	1
Zinc	**114**		20.0		ug/L		03/20/23 09:01	03/21/23 16:46	1

Client: South Carolina Public Service Authority
Project/Site: 125915/JM02.09.G01.1/36500

Job ID: 680-232195-1

Client Sample ID: AF56400

Date Collected: 02/16/23 12:55
Date Received: 03/17/23 10:30

Lab Sample ID: 680-232195-23

Matrix: Water

Method: SW846 6010D - Metals (ICP) - Dissolved

Analyte	Result	Qualifier	RL	MDL	Unit	D	Prepared	Analyzed	Dil Fac
Lithium	50.0	U	50.0		ug/L		03/23/23 14:19	03/24/23 22:53	1
Calcium	**264000**		500		ug/L		03/20/23 09:01	03/21/23 19:48	1
Iron	**783**		100		ug/L		03/20/23 09:01	03/21/23 19:48	1
Magnesium	**3930**		500		ug/L		03/20/23 09:01	03/21/23 19:48	1
Molybdenum	10.0	U	10.0		ug/L		03/20/23 09:01	03/21/23 19:48	1
Potassium	**2390**		1000		ug/L		03/20/23 09:01	03/21/23 19:48	1
Selenium	20.0	U	20.0		ug/L		03/20/23 09:01	03/21/23 19:48	1
Sodium	**13900**		2000		ug/L		03/20/23 09:01	03/21/23 19:48	1

Method: SW846 6020B - Metals (ICP/MS) - Dissolved

Analyte	Result	Qualifier	RL	MDL	Unit	D	Prepared	Analyzed	Dil Fac
Aluminum	100	U	100		ug/L		03/20/23 09:01	03/21/23 16:50	1
Antimony	5.00	U	5.00		ug/L		03/20/23 09:01	03/21/23 16:50	1
Arsenic	3.00	U	3.00		ug/L		03/20/23 09:01	03/22/23 08:20	1
Barium	**46.4**		5.00		ug/L		03/20/23 09:01	03/21/23 16:50	1
Beryllium	0.500	U	0.500		ug/L		03/20/23 09:01	03/21/23 16:50	1
Cadmium	0.500	U	0.500		ug/L		03/20/23 09:01	03/21/23 16:50	1
Chromium	5.00	U	5.00		ug/L		03/20/23 09:01	03/21/23 16:50	1
Cobalt	0.500	U	0.500		ug/L		03/20/23 09:01	03/21/23 16:50	1
Lead	2.50	U	2.50		ug/L		03/20/23 09:01	03/22/23 08:20	1
Nickel	5.00	U	5.00		ug/L		03/20/23 09:01	03/21/23 16:50	1
Silver	1.00	U	1.00		ug/L		03/20/23 09:01	03/21/23 16:50	1
Thallium	1.00	U	1.00		ug/L		03/20/23 09:01	03/22/23 08:20	1
Zinc	20.0	U	20.0		ug/L		03/20/23 09:01	03/21/23 16:50	1

Client: South Carolina Public Service Authority
Project/Site: 125915/JM02.09.G01.1/36500

Job ID: 680-232195-1

Client Sample ID: AF56442

Date Collected: 02/16/23 14:07
Date Received: 03/17/23 10:30

Lab Sample ID: 680-232195-24

Matrix: Water

Method: SW846 6010D - Metals (ICP) - Dissolved

Analyte	Result	Qualifier	RL	MDL	Unit	D	Prepared	Analyzed	Dil Fac
Lithium	50.0	U	50.0		ug/L		03/23/23 14:19	03/24/23 23:12	1
Calcium	**162000**		500		ug/L		03/20/23 09:01	03/21/23 19:55	1
Iron	**286**		100		ug/L		03/20/23 09:01	03/21/23 19:55	1
Magnesium	**7610**		500		ug/L		03/20/23 09:01	03/21/23 19:55	1
Molybdenum	10.0	U	10.0		ug/L		03/20/23 09:01	03/21/23 19:55	1
Potassium	**4220**		1000		ug/L		03/20/23 09:01	03/21/23 19:55	1
Selenium	20.0	U	20.0		ug/L		03/20/23 09:01	03/21/23 19:55	1
Sodium	**21500**		2000		ug/L		03/20/23 09:01	03/21/23 19:55	1

Method: SW846 6020B - Metals (ICP/MS) - Dissolved

Analyte	Result	Qualifier	RL	MDL	Unit	D	Prepared	Analyzed	Dil Fac
Aluminum	100	U	100		ug/L		03/20/23 09:01	03/21/23 16:58	1
Antimony	5.00	U	5.00		ug/L		03/20/23 09:01	03/21/23 16:58	1
Arsenic	**3.62**		3.00		ug/L		03/20/23 09:01	03/22/23 08:28	1
Barium	**34.7**		5.00		ug/L		03/20/23 09:01	03/21/23 16:58	1
Beryllium	0.500	U	0.500		ug/L		03/20/23 09:01	03/21/23 16:58	1
Cadmium	0.500	U	0.500		ug/L		03/20/23 09:01	03/21/23 16:58	1
Chromium	5.00	U	5.00		ug/L		03/20/23 09:01	03/21/23 16:58	1
Cobalt	0.500	U	0.500		ug/L		03/20/23 09:01	03/21/23 16:58	1
Lead	2.50	U	2.50		ug/L		03/20/23 09:01	03/22/23 08:28	1
Nickel	5.00	U	5.00		ug/L		03/20/23 09:01	03/21/23 16:58	1
Silver	1.00	U	1.00		ug/L		03/20/23 09:01	03/21/23 16:58	1
Thallium	1.00	U	1.00		ug/L		03/20/23 09:01	03/22/23 08:28	1
Zinc	20.0	U	20.0		ug/L		03/20/23 09:01	03/21/23 16:58	1

Client: South Carolina Public Service Authority
Job ID: 680-232195-1
Project/Site: 125915/JM02.09.G01.1/36500

Client Sample ID: AF56443
Lab Sample ID: 680-232195-25
Date Collected: 02/16/23 14:12
Matrix: Water
Date Received: 03/17/23 10:30

Method: SW846 6010D - Metals (ICP) - Dissolved

Analyte	Result	Qualifier	RL	MDL	Unit	D	Prepared	Analyzed	Dil Fac
Lithium	50.0	U	50.0		ug/L		03/23/23 14:19	03/24/23 23:17	1
Calcium	**166000**		500		ug/L		03/20/23 09:01	03/21/23 19:58	1
Iron	**359**		100		ug/L		03/20/23 09:01	03/21/23 19:58	1
Magnesium	**7850**		500		ug/L		03/20/23 09:01	03/21/23 19:58	1
Molybdenum	10.0	U	10.0		ug/L		03/20/23 09:01	03/21/23 19:58	1
Potassium	**4220**		1000		ug/L		03/20/23 09:01	03/21/23 19:58	1
Selenium	20.0	U	20.0		ug/L		03/20/23 09:01	03/21/23 19:58	1
Sodium	**21500**		2000		ug/L		03/20/23 09:01	03/21/23 19:58	1

Method: SW846 6020B - Metals (ICP/MS) - Dissolved

Analyte	Result	Qualifier	RL	MDL	Unit	D	Prepared	Analyzed	Dil Fac
Aluminum	**239**		100		ug/L		03/20/23 09:01	03/21/23 17:02	1
Antimony	5.00	U	5.00		ug/L		03/20/23 09:01	03/21/23 17:02	1
Arsenic	**4.54**		3.00		ug/L		03/20/23 09:01	03/22/23 08:32	1
Barium	**39.2**		5.00		ug/L		03/20/23 09:01	03/21/23 17:02	1
Beryllium	0.500	U	0.500		ug/L		03/20/23 09:01	03/21/23 17:02	1
Cadmium	0.500	U	0.500		ug/L		03/20/23 09:01	03/21/23 17:02	1
Chromium	5.00	U	5.00		ug/L		03/20/23 09:01	03/21/23 17:02	1
Cobalt	**0.715**		0.500		ug/L		03/20/23 09:01	03/21/23 17:02	1
Lead	2.50	U	2.50		ug/L		03/20/23 09:01	03/22/23 08:32	1
Nickel	5.00	U	5.00		ug/L		03/20/23 09:01	03/21/23 17:02	1
Silver	1.00	U	1.00		ug/L		03/20/23 09:01	03/21/23 17:02	1
Thallium	1.00	U	1.00		ug/L		03/20/23 09:01	03/22/23 08:32	1
Zinc	20.0	U	20.0		ug/L		03/20/23 09:01	03/21/23 17:02	1

Client: South Carolina Public Service Authority
Job ID: 680-232195-1
Project/Site: 125915/JM02.09.G01.1/36500

Client Sample ID: AF56402
Lab Sample ID: 680-232195-26
Date Collected: 02/27/23 12:47
Matrix: Water
Date Received: 03/17/23 10:30

Method: SW846 6010D - Metals (ICP) - Dissolved

Analyte	Result	Qualifier	RL	MDL	Unit	D	Prepared	Analyzed	Dil Fac
Lithium	50.0	U	50.0		ug/L		03/23/23 14:19	03/24/23 23:21	1
Calcium	**199000**		500		ug/L		03/20/23 09:01	03/21/23 20:01	1
Iron	**22900**		100		ug/L		03/20/23 09:01	03/21/23 20:01	1
Magnesium	**23600**		500		ug/L		03/20/23 09:01	03/21/23 20:01	1
Molybdenum	10.0	U	10.0		ug/L		03/20/23 09:01	03/21/23 20:01	1
Potassium	**11200**		1000		ug/L		03/20/23 09:01	03/21/23 20:01	1
Selenium	20.0	U	20.0		ug/L		03/20/23 09:01	03/21/23 20:01	1
Sodium	**34600**		2000		ug/L		03/20/23 09:01	03/21/23 20:01	1

Method: SW846 6020B - Metals (ICP/MS) - Dissolved

Analyte	Result	Qualifier	RL	MDL	Unit	D	Prepared	Analyzed	Dil Fac
Aluminum	**327**		100		ug/L		03/20/23 09:01	03/21/23 17:06	1
Antimony	5.00	U	5.00		ug/L		03/20/23 09:01	03/21/23 17:06	1
Arsenic	**31.0**		3.00		ug/L		03/20/23 09:01	03/22/23 08:36	1
Barium	**77.9**		5.00		ug/L		03/20/23 09:01	03/21/23 17:06	1
Beryllium	0.500	U	0.500		ug/L		03/20/23 09:01	03/21/23 17:06	1
Cadmium	0.500	U	0.500		ug/L		03/20/23 09:01	03/21/23 17:06	1
Chromium	5.00	U	5.00		ug/L		03/20/23 09:01	03/21/23 17:06	1
Cobalt	0.500	U	0.500		ug/L		03/20/23 09:01	03/21/23 17:06	1
Lead	2.50	U	2.50		ug/L		03/20/23 09:01	03/22/23 08:36	1
Nickel	5.00	U	5.00		ug/L		03/20/23 09:01	03/21/23 17:06	1
Silver	1.00	U	1.00		ug/L		03/20/23 09:01	03/21/23 17:06	1
Thallium	1.00	U	1.00		ug/L		03/20/23 09:01	03/22/23 08:36	1
Zinc	20.0	U	20.0		ug/L		03/20/23 09:01	03/21/23 17:06	1

Client: South Carolina Public Service Authority
Project/Site: 125915/JM02.09.G01.1/36500

Job ID: 680-232195-1

Client Sample ID: AF56403

Date Collected: 02/27/23 09:57
Date Received: 03/17/23 10:30

Lab Sample ID: 680-232195-27

Matrix: Water

Method: SW846 6010D - Metals (ICP) - Dissolved

Analyte	Result	Qualifier	RL	MDL	Unit	D	Prepared	Analyzed	Dil Fac
Lithium	**70.2**		50.0		ug/L		03/23/23 14:19	03/24/23 23:26	1
Calcium	**645000**		500		ug/L		03/20/23 09:01	03/21/23 20:04	1
Iron	**22000**		100		ug/L		03/20/23 09:01	03/21/23 20:04	1
Magnesium	**90500**		500		ug/L		03/20/23 09:01	03/21/23 20:04	1
Molybdenum	10.0	U	10.0		ug/L		03/20/23 09:01	03/21/23 20:04	1
Potassium	**28700**		1000		ug/L		03/20/23 09:01	03/21/23 20:04	1
Selenium	20.0	U	20.0		ug/L		03/20/23 09:01	03/21/23 20:04	1
Sodium	**156000**		2000		ug/L		03/20/23 09:01	03/21/23 20:04	1

Method: SW846 6020B - Metals (ICP/MS) - Dissolved

Analyte	Result	Qualifier	RL	MDL	Unit	D	Prepared	Analyzed	Dil Fac
Aluminum	100	U	100		ug/L		03/20/23 09:01	03/21/23 17:10	1
Antimony	5.00	U	5.00		ug/L		03/20/23 09:01	03/21/23 17:10	1
Arsenic	3.00	U	3.00		ug/L		03/20/23 09:01	03/22/23 08:40	1
Barium	**318**		5.00		ug/L		03/20/23 09:01	03/21/23 17:10	1
Beryllium	0.500	U	0.500		ug/L		03/20/23 09:01	03/21/23 17:10	1
Cadmium	0.500	U	0.500		ug/L		03/20/23 09:01	03/21/23 17:10	1
Chromium	5.00	U	5.00		ug/L		03/20/23 09:01	03/21/23 17:10	1
Cobalt	0.500	U	0.500		ug/L		03/20/23 09:01	03/21/23 17:10	1
Lead	2.50	U	2.50		ug/L		03/20/23 09:01	03/22/23 08:40	1
Nickel	5.00	U	5.00		ug/L		03/20/23 09:01	03/21/23 17:10	1
Silver	1.00	U	1.00		ug/L		03/20/23 09:01	03/21/23 17:10	1
Thallium	1.00	U	1.00		ug/L		03/20/23 09:01	03/22/23 08:40	1
Zinc	20.0	U	20.0		ug/L		03/20/23 09:01	03/21/23 17:10	1

Client: South Carolina Public Service Authority
Project/Site: 125915/JM02.09.G01.1/36500

Job ID: 680-232195-1

Client Sample ID: AF56404

Date Collected: 02/27/23 10:02
Date Received: 03/17/23 10:30

Lab Sample ID: 680-232195-28

Matrix: Water

Method: SW846 6010D - Metals (ICP) - Dissolved

Analyte	Result	Qualifier	RL	MDL	Unit	D	Prepared	Analyzed	Dil Fac
Lithium	**64.9**		50.0		ug/L		03/23/23 14:19	03/24/23 23:31	1
Calcium	**653000**		500		ug/L		03/20/23 09:01	03/21/23 20:08	1
Iron	**22200**		100		ug/L		03/20/23 09:01	03/21/23 20:08	1
Magnesium	**91700**		500		ug/L		03/20/23 09:01	03/21/23 20:08	1
Molybdenum	10.0	U	10.0		ug/L		03/20/23 09:01	03/21/23 20:08	1
Potassium	**28600**		1000		ug/L		03/20/23 09:01	03/21/23 20:08	1
Selenium	20.0	U	20.0		ug/L		03/20/23 09:01	03/21/23 20:08	1
Sodium	**158000**		2000		ug/L		03/20/23 09:01	03/21/23 20:08	1

Method: SW846 6020B - Metals (ICP/MS) - Dissolved

Analyte	Result	Qualifier	RL	MDL	Unit	D	Prepared	Analyzed	Dil Fac
Aluminum	100	U	100		ug/L		03/20/23 09:01	03/21/23 17:14	1
Antimony	5.00	U	5.00		ug/L		03/20/23 09:01	03/21/23 17:14	1
Arsenic	3.00	U	3.00		ug/L		03/20/23 09:01	03/22/23 08:43	1
Barium	**313**		5.00		ug/L		03/20/23 09:01	03/21/23 17:14	1
Beryllium	0.500	U	0.500		ug/L		03/20/23 09:01	03/21/23 17:14	1
Cadmium	0.500	U	0.500		ug/L		03/20/23 09:01	03/21/23 17:14	1
Chromium	5.00	U	5.00		ug/L		03/20/23 09:01	03/21/23 17:14	1
Cobalt	0.500	U	0.500		ug/L		03/20/23 09:01	03/21/23 17:14	1
Lead	2.50	U	2.50		ug/L		03/20/23 09:01	03/22/23 08:43	1
Nickel	5.00	U	5.00		ug/L		03/20/23 09:01	03/21/23 17:14	1
Silver	1.00	U	1.00		ug/L		03/20/23 09:01	03/21/23 17:14	1
Thallium	1.00	U	1.00		ug/L		03/20/23 09:01	03/22/23 08:43	1
Zinc	20.0	U	20.0		ug/L		03/20/23 09:01	03/21/23 17:14	1

Client: South Carolina Public Service Authority
Project/Site: 125915/JM02.09.G01.1/36500

Job ID: 680-232195-1

Client Sample ID: AF56434

Date Collected: 02/27/23 15:44
Date Received: 03/17/23 10:30

Lab Sample ID: 680-232195-29

Matrix: Water

Method: SW846 6010D - Metals (ICP) - Dissolved

Analyte	Result	Qualifier	RL	MDL	Unit	D	Prepared	Analyzed	Dil Fac
Lithium	50.0	U	50.0		ug/L		03/23/23 14:19	03/24/23 23:36	1
Calcium	**60500**		500		ug/L		03/20/23 09:01	03/21/23 20:17	1
Iron	**2930**		100		ug/L		03/20/23 09:01	03/21/23 20:17	1
Magnesium	**1910**		500		ug/L		03/20/23 09:01	03/21/23 20:17	1
Molybdenum	10.0	U	10.0		ug/L		03/20/23 09:01	03/21/23 20:17	1
Potassium	1000	U	1000		ug/L		03/20/23 09:01	03/21/23 20:17	1
Selenium	20.0	U	20.0		ug/L		03/20/23 09:01	03/21/23 20:17	1
Sodium	**4740**		2000		ug/L		03/20/23 09:01	03/21/23 20:17	1

Method: SW846 6020B - Metals (ICP/MS) - Dissolved

Analyte	Result	Qualifier	RL	MDL	Unit	D	Prepared	Analyzed	Dil Fac
Aluminum	**929**		100		ug/L		03/20/23 09:01	03/21/23 17:18	1
Antimony	5.00	U	5.00		ug/L		03/20/23 09:01	03/21/23 17:18	1
Arsenic	3.00	U	3.00		ug/L		03/20/23 09:01	03/22/23 08:47	1
Barium	**38.9**		5.00		ug/L		03/20/23 09:01	03/21/23 17:18	1
Beryllium	0.500	U	0.500		ug/L		03/20/23 09:01	03/21/23 17:18	1
Cadmium	0.500	U	0.500		ug/L		03/20/23 09:01	03/21/23 17:18	1
Chromium	5.00	U	5.00		ug/L		03/20/23 09:01	03/21/23 17:18	1
Cobalt	**2.41**		0.500		ug/L		03/20/23 09:01	03/21/23 17:18	1
Lead	2.50	U	2.50		ug/L		03/20/23 09:01	03/22/23 08:47	1
Nickel	5.00	U	5.00		ug/L		03/20/23 09:01	03/21/23 17:18	1
Silver	1.00	U	1.00		ug/L		03/20/23 09:01	03/21/23 17:18	1
Thallium	1.00	U	1.00		ug/L		03/20/23 09:01	03/22/23 08:47	1
Zinc	**68.5**		20.0		ug/L		03/20/23 09:01	03/21/23 17:18	1

Client: South Carolina Public Service Authority
Project/Site: 125915/JM02.09.G01.1/36500

Job ID: 680-232195-1

Client Sample ID: AF56433

Date Collected: 02/28/23 12:58
Date Received: 03/17/23 10:30

Lab Sample ID: 680-232195-30

Matrix: Water

Method: SW846 6010D - Metals (ICP) - Dissolved

Analyte	Result	Qualifier	RL	MDL	Unit	D	Prepared	Analyzed	Dil Fac
Lithium	50.0	U	50.0		ug/L		03/23/23 14:19	03/24/23 23:41	1
Calcium	**448000**		500		ug/L		03/20/23 09:01	03/21/23 20:21	1
Iron	**16300**		100		ug/L		03/20/23 09:01	03/21/23 20:21	1
Magnesium	**12900**		500		ug/L		03/20/23 09:01	03/21/23 20:21	1
Molybdenum	10.0	U	10.0		ug/L		03/20/23 09:01	03/21/23 20:21	1
Potassium	**5750**		1000		ug/L		03/20/23 09:01	03/21/23 20:21	1
Selenium	20.0	U	20.0		ug/L		03/20/23 09:01	03/21/23 20:21	1
Sodium	**10800**		2000		ug/L		03/20/23 09:01	03/21/23 20:21	1

Method: SW846 6020B - Metals (ICP/MS) - Dissolved

Analyte	Result	Qualifier	RL	MDL	Unit	D	Prepared	Analyzed	Dil Fac
Aluminum	100	U	100		ug/L		03/20/23 09:01	03/21/23 17:22	1
Antimony	5.00	U	5.00		ug/L		03/20/23 09:01	03/21/23 17:22	1
Arsenic	3.00	U	3.00		ug/L		03/20/23 09:01	03/22/23 09:03	1
Barium	**53.8**		5.00		ug/L		03/20/23 09:01	03/21/23 17:22	1
Beryllium	0.500	U	0.500		ug/L		03/20/23 09:01	03/21/23 17:22	1
Cadmium	0.500	U	0.500		ug/L		03/20/23 09:01	03/21/23 17:22	1
Chromium	5.00	U	5.00		ug/L		03/20/23 09:01	03/21/23 17:22	1
Cobalt	0.500	U	0.500		ug/L		03/20/23 09:01	03/21/23 17:22	1
Lead	2.50	U	2.50		ug/L		03/20/23 09:01	03/22/23 09:03	1
Nickel	5.00	U	5.00		ug/L		03/20/23 09:01	03/21/23 17:22	1
Silver	1.00	U	1.00		ug/L		03/20/23 09:01	03/21/23 17:22	1
Thallium	1.00	U	1.00		ug/L		03/20/23 09:01	03/22/23 09:03	1
Zinc	20.0	U	20.0		ug/L		03/20/23 09:01	03/21/23 17:22	1

Client: South Carolina Public Service Authority
Project/Site: 125915/JM02.09.G01.1/36500

Job ID: 680-232195-1

Client Sample ID: AF56435

Date Collected: 02/28/23 11:44
Date Received: 03/17/23 10:30

Lab Sample ID: 680-232195-31

Matrix: Water

Method: SW846 6010D - Metals (ICP) - Dissolved

Analyte	Result	Qualifier	RL	MDL	Unit	D	Prepared	Analyzed	Dil Fac
Lithium	50.0	U	50.0		ug/L		03/23/23 14:19	03/24/23 23:45	1
Calcium	**21900**		500		ug/L		03/20/23 09:01	03/21/23 20:24	1
Iron	**880**		100		ug/L		03/20/23 09:01	03/21/23 20:24	1
Magnesium	**892**		500		ug/L		03/20/23 09:01	03/21/23 20:24	1
Molybdenum	10.0	U	10.0		ug/L		03/20/23 09:01	03/21/23 20:24	1
Potassium	1000	U	1000		ug/L		03/20/23 09:01	03/21/23 20:24	1
Selenium	20.0	U	20.0		ug/L		03/20/23 09:01	03/21/23 20:24	1
Sodium	**3260**		2000		ug/L		03/20/23 09:01	03/21/23 20:24	1

Method: SW846 6020B - Metals (ICP/MS) - Dissolved

Analyte	Result	Qualifier	RL	MDL	Unit	D	Prepared	Analyzed	Dil Fac
Aluminum	**3790**		100		ug/L		03/20/23 09:01	03/21/23 17:33	1
Antimony	5.00	U	5.00		ug/L		03/20/23 09:01	03/21/23 17:33	1
Arsenic	**8.02**		3.00		ug/L		03/20/23 09:01	03/22/23 09:07	1
Barium	**34.7**		5.00		ug/L		03/20/23 09:01	03/21/23 17:33	1
Beryllium	0.500	U	0.500		ug/L		03/20/23 09:01	03/22/23 09:07	1
Cadmium	0.500	U	0.500		ug/L		03/20/23 09:01	03/21/23 17:33	1
Chromium	5.00	U	5.00		ug/L		03/20/23 09:01	03/21/23 17:33	1
Cobalt	**1.29**		0.500		ug/L		03/20/23 09:01	03/21/23 17:33	1
Lead	2.50	U	2.50		ug/L		03/20/23 09:01	03/22/23 09:07	1
Nickel	5.00	U	5.00		ug/L		03/20/23 09:01	03/21/23 17:33	1
Silver	1.00	U	1.00		ug/L		03/20/23 09:01	03/21/23 17:33	1
Thallium	1.00	U	1.00		ug/L		03/20/23 09:01	03/22/23 09:07	1
Zinc	20.0	U	20.0		ug/L		03/20/23 09:01	03/21/23 17:33	1

Client: South Carolina Public Service Authority
Project/Site: 125915/JM02.09.G01.1/36500

Job ID: 680-232195-1

Client Sample ID: AF56436

Date Collected: 02/28/23 10:19
Date Received: 03/17/23 10:30

Lab Sample ID: 680-232195-32

Matrix: Water

Method: SW846 6010D - Metals (ICP) - Dissolved

Analyte	Result	Qualifier	RL	MDL	Unit	D	Prepared	Analyzed	Dil Fac
Lithium	50.0	U	50.0		ug/L		03/23/23 14:19	03/24/23 23:50	1
Calcium	**92200**		500		ug/L		03/20/23 09:01	03/21/23 20:30	1
Iron	**771**		100		ug/L		03/20/23 09:01	03/21/23 20:30	1
Magnesium	**2500**		500		ug/L		03/20/23 09:01	03/21/23 20:30	1
Molybdenum	10.0	U	10.0		ug/L		03/20/23 09:01	03/21/23 20:30	1
Potassium	**1580**		1000		ug/L		03/20/23 09:01	03/21/23 20:30	1
Selenium	20.0	U	20.0		ug/L		03/20/23 09:01	03/21/23 20:30	1
Sodium	**5430**		2000		ug/L		03/20/23 09:01	03/21/23 20:30	1

Method: SW846 6020B - Metals (ICP/MS) - Dissolved

Analyte	Result	Qualifier	RL	MDL	Unit	D	Prepared	Analyzed	Dil Fac
Aluminum	100	U	100		ug/L		03/20/23 09:01	03/21/23 17:41	1
Antimony	5.00	U	5.00		ug/L		03/20/23 09:01	03/21/23 17:41	1
Arsenic	3.00	U	3.00		ug/L		03/20/23 09:01	03/22/23 09:15	1
Barium	**37.2**		5.00		ug/L		03/20/23 09:01	03/21/23 17:41	1
Beryllium	0.500	U	0.500		ug/L		03/20/23 09:01	03/22/23 09:15	1
Cadmium	0.500	U	0.500		ug/L		03/20/23 09:01	03/21/23 17:41	1
Chromium	5.00	U	5.00		ug/L		03/20/23 09:01	03/21/23 17:41	1
Cobalt	0.500	U	0.500		ug/L		03/20/23 09:01	03/21/23 17:41	1
Lead	2.50	U	2.50		ug/L		03/20/23 09:01	03/22/23 09:15	1
Nickel	5.00	U	5.00		ug/L		03/20/23 09:01	03/21/23 17:41	1
Silver	1.00	U	1.00		ug/L		03/20/23 09:01	03/21/23 17:41	1
Thallium	1.00	U	1.00		ug/L		03/20/23 09:01	03/22/23 09:15	1
Zinc	**42.9**		20.0		ug/L		03/20/23 09:01	03/21/23 17:41	1

Client: South Carolina Public Service Authority
Job ID: 680-232195-1
Project/Site: 125915/JM02.09.G01.1/36500

Client Sample ID: AF56437
Lab Sample ID: 680-232195-33
Date Collected: 02/28/23 10:24
Matrix: Water
Date Received: 03/17/23 10:30

Method: SW846 6010D - Metals (ICP) - Dissolved

Analyte	Result	Qualifier	RL	MDL	Unit	D	Prepared	Analyzed	Dil Fac
Lithium	50.0	U	50.0		ug/L		03/23/23 14:19	03/24/23 23:55	1
Calcium	**93200**		500		ug/L		03/20/23 09:01	03/21/23 20:27	1
Iron	**1200**		100		ug/L		03/20/23 09:01	03/21/23 20:27	1
Magnesium	**1750**		500		ug/L		03/20/23 09:01	03/21/23 20:27	1
Molybdenum	10.0	U	10.0		ug/L		03/20/23 09:01	03/21/23 20:27	1
Potassium	**1260**		1000		ug/L		03/20/23 09:01	03/21/23 20:27	1
Selenium	20.0	U	20.0		ug/L		03/20/23 09:01	03/21/23 20:27	1
Sodium	**3590**		2000		ug/L		03/20/23 09:01	03/21/23 20:27	1

Method: SW846 6020B - Metals (ICP/MS) - Dissolved

Analyte	Result	Qualifier	RL	MDL	Unit	D	Prepared	Analyzed	Dil Fac
Aluminum	100	U	100		ug/L		03/20/23 09:01	03/21/23 17:37	1
Antimony	5.00	U	5.00		ug/L		03/20/23 09:01	03/21/23 17:37	1
Arsenic	3.00	U	3.00		ug/L		03/20/23 09:01	03/22/23 09:11	1
Barium	**36.8**		5.00		ug/L		03/20/23 09:01	03/21/23 17:37	1
Beryllium	0.500	U	0.500		ug/L		03/20/23 09:01	03/22/23 09:11	1
Cadmium	0.500	U	0.500		ug/L		03/20/23 09:01	03/21/23 17:37	1
Chromium	5.00	U	5.00		ug/L		03/20/23 09:01	03/21/23 17:37	1
Cobalt	0.500	U	0.500		ug/L		03/20/23 09:01	03/21/23 17:37	1
Lead	2.50	U	2.50		ug/L		03/20/23 09:01	03/22/23 09:11	1
Nickel	5.00	U	5.00		ug/L		03/20/23 09:01	03/21/23 17:37	1
Silver	1.00	U	1.00		ug/L		03/20/23 09:01	03/21/23 17:37	1
Thallium	1.00	U	1.00		ug/L		03/20/23 09:01	03/22/23 09:11	1
Zinc	20.0	U	20.0		ug/L		03/20/23 09:01	03/21/23 17:37	1

Client: South Carolina Public Service Authority
Job ID: 680-232195-1
Project/Site: 125915/JM02.09.G01.1/36500

Client Sample ID: AF56438
Lab Sample ID: 680-232195-34
Date Collected: 02/28/23 14:31
Matrix: Water
Date Received: 03/17/23 10:30

Method: SW846 6010D - Metals (ICP) - Dissolved

Analyte	Result	Qualifier	RL	MDL	Unit	D	Prepared	Analyzed	Dil Fac
Lithium	50.0	U	50.0		ug/L		03/23/23 14:19	03/25/23 00:13	1
Calcium	**296000**		500		ug/L		03/20/23 13:39	03/21/23 11:21	1
Iron	**1040**		100		ug/L		03/20/23 13:39	03/21/23 11:21	1
Magnesium	**28800**		500		ug/L		03/20/23 13:39	03/21/23 11:21	1
Molybdenum	10.0	U	10.0		ug/L		03/20/23 13:39	03/21/23 11:21	1
Potassium	**6790**		1000		ug/L		03/20/23 13:39	03/21/23 11:21	1
Selenium	20.0	U	20.0		ug/L		03/20/23 13:39	03/21/23 11:21	1
Sodium	**18000**		2000		ug/L		03/20/23 13:39	03/21/23 11:21	1

Method: SW846 6020B - Metals (ICP/MS) - Dissolved

Analyte	Result	Qualifier	RL	MDL	Unit	D	Prepared	Analyzed	Dil Fac
Aluminum	100	U	100		ug/L		03/20/23 13:39	03/21/23 22:43	1
Antimony	5.00	U	5.00		ug/L		03/20/23 13:39	03/21/23 22:43	1
Arsenic	3.00	U	3.00		ug/L		03/20/23 13:39	03/21/23 22:43	1
Barium	**41.2**		5.00		ug/L		03/20/23 13:39	03/21/23 22:43	1
Beryllium	0.500	U	0.500		ug/L		03/20/23 13:39	03/21/23 22:43	1
Cadmium	0.500	U	0.500		ug/L		03/20/23 13:39	03/21/23 22:43	1
Chromium	5.00	U	5.00		ug/L		03/20/23 13:39	03/21/23 22:43	1
Cobalt	0.500	U	0.500		ug/L		03/20/23 13:39	03/21/23 22:43	1
Lead	2.50	U	2.50		ug/L		03/20/23 13:39	03/21/23 22:43	1
Nickel	5.00	U	5.00		ug/L		03/20/23 13:39	03/21/23 22:43	1
Silver	1.00	U	1.00		ug/L		03/20/23 13:39	03/21/23 22:43	1
Thallium	1.00	U	1.00		ug/L		03/20/23 13:39	03/21/23 22:43	1
Zinc	20.0	U	20.0		ug/L		03/20/23 13:39	03/21/23 22:43	1

Client: South Carolina Public Service Authority
Project/Site: 125915/JM02.09.G01.1/36500

Job ID: 680-232195-1

Client Sample ID: AF56409

Date Collected: 03/06/23 12:14
Date Received: 03/17/23 10:30

Lab Sample ID: 680-232195-35

Matrix: Water

Method: SW846 6010D - Metals (ICP) - Dissolved

Analyte	Result	Qualifier	RL	MDL	Unit	D	Prepared	Analyzed	Dil Fac
Lithium	**118**		50.0		ug/L		03/23/23 14:19	03/25/23 00:18	1
Calcium	**1140000**		5000		ug/L		03/20/23 13:39	03/22/23 12:16	10
Iron	100	U	100		ug/L		03/20/23 13:39	03/21/23 11:24	1
Magnesium	**30500**		500		ug/L		03/20/23 13:39	03/21/23 11:24	1
Molybdenum	10.0	U	10.0		ug/L		03/20/23 13:39	03/21/23 11:24	1
Potassium	**15500**		1000		ug/L		03/20/23 13:39	03/21/23 11:24	1
Selenium	20.0	U	20.0		ug/L		03/20/23 13:39	03/21/23 11:24	1
Sodium	**139000**		2000		ug/L		03/20/23 13:39	03/21/23 11:24	1

Method: SW846 6020B - Metals (ICP/MS) - Dissolved

Analyte	Result	Qualifier	RL	MDL	Unit	D	Prepared	Analyzed	Dil Fac
Aluminum	100	U	100		ug/L		03/20/23 13:39	03/21/23 22:47	1
Antimony	5.00	U	5.00		ug/L		03/20/23 13:39	03/21/23 22:47	1
Arsenic	**15.2**		3.00		ug/L		03/20/23 13:39	03/21/23 22:47	1
Barium	**54.6**		5.00		ug/L		03/20/23 13:39	03/21/23 22:47	1
Beryllium	0.500	U	0.500		ug/L		03/20/23 13:39	03/21/23 22:47	1
Cadmium	0.500	U	0.500		ug/L		03/20/23 13:39	03/21/23 22:47	1
Chromium	**13.2**		5.00		ug/L		03/20/23 13:39	03/21/23 22:47	1
Cobalt	0.500	U	0.500		ug/L		03/20/23 13:39	03/21/23 22:47	1
Lead	2.50	U	2.50		ug/L		03/20/23 13:39	03/21/23 22:47	1
Nickel	5.00	U	5.00		ug/L		03/20/23 13:39	03/21/23 22:47	1
Silver	1.00	U	1.00		ug/L		03/20/23 13:39	03/21/23 22:47	1
Thallium	1.00	U	1.00		ug/L		03/20/23 13:39	03/21/23 22:47	1
Zinc	20.0	U	20.0		ug/L		03/20/23 13:39	03/21/23 22:47	1

Client: South Carolina Public Service Authority
Project/Site: 125915/JM02.09.G01.1/36500

Job ID: 680-232195-1

Client Sample ID: AF56410

Date Collected: 03/06/23 12:19
Date Received: 03/17/23 10:30

Lab Sample ID: 680-232195-36

Matrix: Water

Method: SW846 6010D - Metals (ICP) - Dissolved

Analyte	Result	Qualifier	RL	MDL	Unit	D	Prepared	Analyzed	Dil Fac
Lithium	**109**		50.0		ug/L		03/23/23 14:19	03/25/23 00:23	1
Calcium	**1160000**		5000		ug/L		03/20/23 13:39	03/22/23 12:13	10
Iron	**113**		100		ug/L		03/20/23 13:39	03/21/23 11:08	1
Magnesium	**30800**		500		ug/L		03/20/23 13:39	03/21/23 11:08	1
Molybdenum	10.0	U	10.0		ug/L		03/20/23 13:39	03/21/23 11:08	1
Potassium	**15700**		1000		ug/L		03/20/23 13:39	03/21/23 11:08	1
Selenium	20.0	U	20.0		ug/L		03/20/23 13:39	03/21/23 11:08	1
Sodium	**140000**		2000		ug/L		03/20/23 13:39	03/21/23 11:08	1

Method: SW846 6020B - Metals (ICP/MS) - Dissolved

Analyte	Result	Qualifier	RL	MDL	Unit	D	Prepared	Analyzed	Dil Fac
Aluminum	100	U	100		ug/L		03/20/23 13:39	03/21/23 22:27	1
Antimony	5.00	U	5.00		ug/L		03/20/23 13:39	03/21/23 22:27	1
Arsenic	**13.0**		3.00		ug/L		03/20/23 13:39	03/21/23 22:27	1
Barium	**56.5**		5.00		ug/L		03/20/23 13:39	03/21/23 22:27	1
Beryllium	0.500	U	0.500		ug/L		03/20/23 13:39	03/21/23 22:27	1
Cadmium	0.500	U	0.500		ug/L		03/20/23 13:39	03/21/23 22:27	1
Chromium	5.00	U	5.00		ug/L		03/20/23 13:39	03/21/23 22:27	1
Cobalt	0.500	U	0.500		ug/L		03/20/23 13:39	03/21/23 22:27	1
Lead	2.50	U	2.50		ug/L		03/20/23 13:39	03/21/23 22:27	1
Nickel	5.00	U	5.00		ug/L		03/20/23 13:39	03/21/23 22:27	1
Silver	1.00	U	1.00		ug/L		03/20/23 13:39	03/21/23 22:27	1
Thallium	1.00	U	1.00		ug/L		03/20/23 13:39	03/21/23 22:27	1
Zinc	20.0	U	20.0		ug/L		03/20/23 13:39	03/21/23 22:27	1

Client: South Carolina Public Service Authority
Project/Site: 125915/JM02.09.G01.1/36500

Job ID: 680-232195-1

Client Sample ID: AF56411

Date Collected: 03/06/23 11:08
Date Received: 03/17/23 10:30

Lab Sample ID: 680-232195-37

Matrix: Water

Method: SW846 6010D - Metals (ICP) - Dissolved

Analyte	Result	Qualifier	RL	MDL	Unit	D	Prepared	Analyzed	Dil Fac
Lithium	**92.4**		50.0		ug/L		03/23/23 14:21	03/25/23 00:37	1
Calcium	**849000**		5000		ug/L		03/20/23 13:39	03/22/23 12:19	10
Iron	100	U	100		ug/L		03/20/23 13:39	03/21/23 11:37	1
Magnesium	**42600**		500		ug/L		03/20/23 13:39	03/21/23 11:37	1
Molybdenum	10.0	U	10.0		ug/L		03/20/23 13:39	03/21/23 11:37	1
Potassium	**13800**		1000		ug/L		03/20/23 13:39	03/21/23 11:37	1
Selenium	20.0	U	20.0		ug/L		03/20/23 13:39	03/21/23 11:37	1
Sodium	**126000**		2000		ug/L		03/20/23 13:39	03/21/23 11:37	1

Method: SW846 6020B - Metals (ICP/MS) - Dissolved

Analyte	Result	Qualifier	RL	MDL	Unit	D	Prepared	Analyzed	Dil Fac
Aluminum	100	U	100		ug/L		03/20/23 13:39	03/21/23 23:02	1
Antimony	5.00	U	5.00		ug/L		03/20/23 13:39	03/21/23 23:02	1
Arsenic	**7.06**		3.00		ug/L		03/20/23 13:39	03/21/23 23:02	1
Barium	**108**		5.00		ug/L		03/20/23 13:39	03/21/23 23:02	1
Beryllium	0.500	U	0.500		ug/L		03/20/23 13:39	03/21/23 23:02	1
Cadmium	0.500	U	0.500		ug/L		03/20/23 13:39	03/21/23 23:02	1
Chromium	5.00	U	5.00		ug/L		03/20/23 13:39	03/21/23 23:02	1
Cobalt	0.500	U	0.500		ug/L		03/20/23 13:39	03/21/23 23:02	1
Lead	2.50	U	2.50		ug/L		03/20/23 13:39	03/21/23 23:02	1
Nickel	5.00	U	5.00		ug/L		03/20/23 13:39	03/21/23 23:02	1
Silver	1.00	U	1.00		ug/L		03/20/23 13:39	03/21/23 23:02	1
Thallium	1.00	U	1.00		ug/L		03/20/23 13:39	03/21/23 23:02	1
Zinc	**35.7**		20.0		ug/L		03/20/23 13:39	03/21/23 23:02	1

Client: South Carolina Public Service Authority
Project/Site: 125915/JM02.09.G01.1/36500

Job ID: 680-232195-1

Client Sample ID: AF56412

Date Collected: 03/06/23 15:15
Date Received: 03/17/23 10:30

Lab Sample ID: 680-232195-38

Matrix: Water

Method: SW846 6010D - Metals (ICP) - Dissolved

Analyte	Result	Qualifier	RL	MDL	Unit	D	Prepared	Analyzed	Dil Fac
Lithium	**64.6**		50.0		ug/L		03/23/23 14:21	03/25/23 00:55	1
Calcium	**698000**		500		ug/L		03/20/23 13:39	03/21/23 11:30	1
Iron	**1420**		100		ug/L		03/20/23 13:39	03/21/23 11:30	1
Magnesium	**29900**		500		ug/L		03/20/23 13:39	03/21/23 11:30	1
Molybdenum	10.0	U	10.0		ug/L		03/20/23 13:39	03/21/23 11:30	1
Potassium	**7230**		1000		ug/L		03/20/23 13:39	03/21/23 11:30	1
Selenium	20.0	U	20.0		ug/L		03/20/23 13:39	03/21/23 11:30	1
Sodium	**107000**		2000		ug/L		03/20/23 13:39	03/21/23 11:30	1

Method: SW846 6020B - Metals (ICP/MS) - Dissolved

Analyte	Result	Qualifier	RL	MDL	Unit	D	Prepared	Analyzed	Dil Fac
Aluminum	100	U	100		ug/L		03/20/23 13:39	03/21/23 22:55	1
Antimony	5.00	U	5.00		ug/L		03/20/23 13:39	03/21/23 22:55	1
Arsenic	**6.71**		3.00		ug/L		03/20/23 13:39	03/21/23 22:55	1
Barium	**158**		5.00		ug/L		03/20/23 13:39	03/21/23 22:55	1
Beryllium	0.500	U	0.500		ug/L		03/20/23 13:39	03/21/23 22:55	1
Cadmium	0.500	U	0.500		ug/L		03/20/23 13:39	03/21/23 22:55	1
Chromium	5.00	U	5.00		ug/L		03/20/23 13:39	03/21/23 22:55	1
Cobalt	0.500	U	0.500		ug/L		03/20/23 13:39	03/21/23 22:55	1
Lead	2.50	U	2.50		ug/L		03/20/23 13:39	03/21/23 22:55	1
Nickel	5.00	U	5.00		ug/L		03/20/23 13:39	03/21/23 22:55	1
Silver	1.00	U	1.00		ug/L		03/20/23 13:39	03/21/23 22:55	1
Thallium	1.00	U	1.00		ug/L		03/20/23 13:39	03/21/23 22:55	1
Zinc	20.0	U	20.0		ug/L		03/20/23 13:39	03/21/23 22:55	1

Client: South Carolina Public Service Authority
Project/Site: 125915/JM02.09.G01.1/36500

Job ID: 680-232195-1

Client Sample ID: AF56413

Date Collected: 03/06/23 13:41
Date Received: 03/17/23 10:30

Lab Sample ID: 680-232195-39

Matrix: Water

Method: SW846 6010D - Metals (ICP) - Dissolved

Analyte	Result	Qualifier	RL	MDL	Unit	D	Prepared	Analyzed	Dil Fac
Lithium	50.0	U	50.0		ug/L		03/23/23 14:21	03/25/23 01:18	1
Calcium	**161000**		500		ug/L		03/20/23 13:39	03/21/23 11:27	1
Iron	**7850**		100		ug/L		03/20/23 13:39	03/21/23 11:27	1
Magnesium	**11100**		500		ug/L		03/20/23 13:39	03/21/23 11:27	1
Molybdenum	10.0	U	10.0		ug/L		03/20/23 13:39	03/21/23 11:27	1
Potassium	**4680**		1000		ug/L		03/20/23 13:39	03/21/23 11:27	1
Selenium	20.0	U	20.0		ug/L		03/20/23 13:39	03/21/23 11:27	1
Sodium	**71500**		2000		ug/L		03/20/23 13:39	03/21/23 11:27	1

Method: SW846 6020B - Metals (ICP/MS) - Dissolved

Analyte	Result	Qualifier	RL	MDL	Unit	D	Prepared	Analyzed	Dil Fac
Aluminum	100	U	100		ug/L		03/20/23 13:39	03/21/23 22:51	1
Antimony	5.00	U	5.00		ug/L		03/20/23 13:39	03/21/23 22:51	1
Arsenic	3.00	U	3.00		ug/L		03/20/23 13:39	03/21/23 22:51	1
Barium	**85.5**		5.00		ug/L		03/20/23 13:39	03/21/23 22:51	1
Beryllium	0.500	U	0.500		ug/L		03/20/23 13:39	03/21/23 22:51	1
Cadmium	0.500	U	0.500		ug/L		03/20/23 13:39	03/21/23 22:51	1
Chromium	5.00	U	5.00		ug/L		03/20/23 13:39	03/21/23 22:51	1
Cobalt	**0.955**		0.500		ug/L		03/20/23 13:39	03/21/23 22:51	1
Lead	2.50	U	2.50		ug/L		03/20/23 13:39	03/21/23 22:51	1
Nickel	5.00	U	5.00		ug/L		03/20/23 13:39	03/21/23 22:51	1
Silver	1.00	U	1.00		ug/L		03/20/23 13:39	03/21/23 22:51	1
Thallium	1.00	U	1.00		ug/L		03/20/23 13:39	03/21/23 22:51	1
Zinc	20.0	U	20.0		ug/L		03/20/23 13:39	03/21/23 22:51	1

Client: South Carolina Public Service Authority
Project/Site: 125915/JM02.09.G01.1/36500

Job ID: 680-232195-1

Client Sample ID: AF56430

Date Collected: 03/06/23 10:10
Date Received: 03/17/23 10:30

Lab Sample ID: 680-232195-40

Matrix: Water

Method: SW846 6010D - Metals (ICP) - Dissolved

Analyte	Result	Qualifier	RL	MDL	Unit	D	Prepared	Analyzed	Dil Fac
Lithium	50.0	U	50.0		ug/L		03/23/23 14:21	03/25/23 01:23	1
Calcium	**448000**		500		ug/L		03/20/23 13:39	03/21/23 11:11	1
Iron	**32200**		100		ug/L		03/20/23 13:39	03/21/23 11:11	1
Magnesium	**72300**		500		ug/L		03/20/23 13:39	03/21/23 11:11	1
Molybdenum	10.0	U	10.0		ug/L		03/20/23 13:39	03/21/23 11:11	1
Potassium	**6530**		1000		ug/L		03/20/23 13:39	03/21/23 11:11	1
Selenium	20.0	U	20.0		ug/L		03/20/23 13:39	03/21/23 11:11	1
Sodium	**87300**		2000		ug/L		03/20/23 13:39	03/21/23 11:11	1

Method: SW846 6020B - Metals (ICP/MS) - Dissolved

Analyte	Result	Qualifier	RL	MDL	Unit	D	Prepared	Analyzed	Dil Fac
Aluminum	100	U	100		ug/L		03/20/23 13:39	03/21/23 22:31	1
Antimony	5.00	U	5.00		ug/L		03/20/23 13:39	03/21/23 22:31	1
Arsenic	3.00	U	3.00		ug/L		03/20/23 13:39	03/21/23 22:31	1
Barium	**48.0**		5.00		ug/L		03/20/23 13:39	03/21/23 22:31	1
Beryllium	0.500	U	0.500		ug/L		03/20/23 13:39	03/21/23 22:31	1
Cadmium	0.500	U	0.500		ug/L		03/20/23 13:39	03/21/23 22:31	1
Chromium	5.00	U	5.00		ug/L		03/20/23 13:39	03/21/23 22:31	1
Cobalt	**6.15**		0.500		ug/L		03/20/23 13:39	03/21/23 22:31	1
Lead	2.50	U	2.50		ug/L		03/20/23 13:39	03/21/23 22:31	1
Nickel	5.00	U	5.00		ug/L		03/20/23 13:39	03/21/23 22:31	1
Silver	1.00	U	1.00		ug/L		03/20/23 13:39	03/21/23 22:31	1
Thallium	1.00	U	1.00		ug/L		03/20/23 13:39	03/21/23 22:31	1
Zinc	20.0	U	20.0		ug/L		03/20/23 13:39	03/21/23 22:31	1

Client: South Carolina Public Service Authority
Project/Site: 125915/JM02.09.G01.1/36500

Job ID: 680-232195-1

Client Sample ID: AF56406

Date Collected: 03/09/23 10:29
Date Received: 03/17/23 10:30

Lab Sample ID: 680-232195-41

Matrix: Water

Method: SW846 6010D - Metals (ICP) - Dissolved

Analyte	Result	Qualifier	RL	MDL	Unit	D	Prepared	Analyzed	Dil Fac
Lithium	50.0	U	50.0		ug/L		03/23/23 14:21	03/25/23 01:28	1
Calcium	**194000**		500		ug/L		03/20/23 13:39	03/21/23 11:40	1
Iron	**1380**		100		ug/L		03/20/23 13:39	03/21/23 11:40	1
Magnesium	**17000**		500		ug/L		03/20/23 13:39	03/21/23 11:40	1
Molybdenum	10.0	U	10.0		ug/L		03/20/23 13:39	03/21/23 11:40	1
Potassium	**4650**		1000		ug/L		03/20/23 13:39	03/21/23 11:40	1
Selenium	20.0	U	20.0		ug/L		03/20/23 13:39	03/21/23 11:40	1
Sodium	**43100**		2000		ug/L		03/20/23 13:39	03/21/23 11:40	1

Method: SW846 6020B - Metals (ICP/MS) - Dissolved

Analyte	Result	Qualifier	RL	MDL	Unit	D	Prepared	Analyzed	Dil Fac
Aluminum	**1740**		100		ug/L		03/20/23 13:39	03/21/23 23:06	1
Antimony	5.00	U	5.00		ug/L		03/20/23 13:39	03/21/23 23:06	1
Arsenic	3.00	U	3.00		ug/L		03/20/23 13:39	03/21/23 23:06	1
Barium	**38.2**		5.00		ug/L		03/20/23 13:39	03/21/23 23:06	1
Beryllium	0.500	U	0.500		ug/L		03/20/23 13:39	03/21/23 23:06	1
Cadmium	0.500	U	0.500		ug/L		03/20/23 13:39	03/21/23 23:06	1
Chromium	5.00	U	5.00		ug/L		03/20/23 13:39	03/21/23 23:06	1
Cobalt	**1.83**		0.500		ug/L		03/20/23 13:39	03/21/23 23:06	1
Lead	2.50	U	2.50		ug/L		03/20/23 13:39	03/21/23 23:06	1
Nickel	5.00	U	5.00		ug/L		03/20/23 13:39	03/21/23 23:06	1
Silver	1.00	U	1.00		ug/L		03/20/23 13:39	03/21/23 23:06	1
Thallium	1.00	U	1.00		ug/L		03/20/23 13:39	03/21/23 23:06	1
Zinc	**40.6**		20.0		ug/L		03/20/23 13:39	03/21/23 23:06	1

Client: South Carolina Public Service Authority
Project/Site: 125915/JM02.09.G01.1/36500

Job ID: 680-232195-1

Client Sample ID: AF56407

Date Collected: 03/09/23 10:34
Date Received: 03/17/23 10:30

Lab Sample ID: 680-232195-42

Matrix: Water

Method: SW846 6010D - Metals (ICP) - Dissolved

Analyte	Result	Qualifier	RL	MDL	Unit	D	Prepared	Analyzed	Dil Fac
Lithium	50.0	U	50.0		ug/L		03/23/23 14:21	03/25/23 01:32	1
Calcium	**210000**		500		ug/L		03/20/23 13:39	03/21/23 11:43	1
Iron	**1430**		100		ug/L		03/20/23 13:39	03/21/23 11:43	1
Magnesium	**18500**		500		ug/L		03/20/23 13:39	03/21/23 11:43	1
Molybdenum	10.0	U	10.0		ug/L		03/20/23 13:39	03/21/23 11:43	1
Potassium	**5200**		1000		ug/L		03/20/23 13:39	03/21/23 11:43	1
Selenium	20.0	U	20.0		ug/L		03/20/23 13:39	03/21/23 11:43	1
Sodium	**46500**		2000		ug/L		03/20/23 13:39	03/21/23 11:43	1

Method: SW846 6020B - Metals (ICP/MS) - Dissolved

Analyte	Result	Qualifier	RL	MDL	Unit	D	Prepared	Analyzed	Dil Fac
Aluminum	**1590**		100		ug/L		03/20/23 13:39	03/21/23 23:10	1
Antimony	5.00	U	5.00		ug/L		03/20/23 13:39	03/21/23 23:10	1
Arsenic	3.00	U	3.00		ug/L		03/20/23 13:39	03/21/23 23:10	1
Barium	**38.7**		5.00		ug/L		03/20/23 13:39	03/21/23 23:10	1
Beryllium	0.500	U	0.500		ug/L		03/20/23 13:39	03/21/23 23:10	1
Cadmium	0.500	U	0.500		ug/L		03/20/23 13:39	03/21/23 23:10	1
Chromium	5.00	U	5.00		ug/L		03/20/23 13:39	03/21/23 23:10	1
Cobalt	**2.01**		0.500		ug/L		03/20/23 13:39	03/21/23 23:10	1
Lead	2.50	U	2.50		ug/L		03/20/23 13:39	03/21/23 23:10	1
Nickel	5.00	U	5.00		ug/L		03/20/23 13:39	03/21/23 23:10	1
Silver	1.00	U	1.00		ug/L		03/20/23 13:39	03/21/23 23:10	1
Thallium	1.00	U	1.00		ug/L		03/20/23 13:39	03/21/23 23:10	1
Zinc	**28.0**		20.0		ug/L		03/20/23 13:39	03/21/23 23:10	1

Client: South Carolina Public Service Authority
Job ID: 680-232195-1
Project/Site: 125915/JM02.09.G01.1/36500

Client Sample ID: AF56418
Lab Sample ID: 680-232195-43
Date Collected: 03/09/23 12:07
Matrix: Water
Date Received: 03/17/23 10:30

Method: SW846 6010D - Metals (ICP) - Dissolved

Analyte	Result	Qualifier	RL	MDL	Unit	D	Prepared	Analyzed	Dil Fac
Lithium	**87.9**		50.0		ug/L		03/23/23 14:21	03/25/23 01:37	1
Calcium	**95500**		500		ug/L		03/20/23 13:39	03/21/23 11:34	1
Iron	**788**		100		ug/L		03/20/23 13:39	03/21/23 11:34	1
Magnesium	**7530**		500		ug/L		03/20/23 13:39	03/21/23 11:34	1
Molybdenum	**92.0**		10.0		ug/L		03/20/23 13:39	03/21/23 11:34	1
Potassium	**7660**		1000		ug/L		03/20/23 13:39	03/21/23 11:34	1
Selenium	20.0	U	20.0		ug/L		03/20/23 13:39	03/21/23 11:34	1
Sodium	**25300**		2000		ug/L		03/20/23 13:39	03/21/23 11:34	1

Method: SW846 6020B - Metals (ICP/MS) - Dissolved

Analyte	Result	Qualifier	RL	MDL	Unit	D	Prepared	Analyzed	Dil Fac
Aluminum	**130**		100		ug/L		03/20/23 13:39	03/21/23 22:59	1
Antimony	5.00	U	5.00		ug/L		03/20/23 13:39	03/21/23 22:59	1
Arsenic	**229**		3.00		ug/L		03/20/23 13:39	03/21/23 22:59	1
Barium	**133**		5.00		ug/L		03/20/23 13:39	03/21/23 22:59	1
Beryllium	0.500	U	0.500		ug/L		03/20/23 13:39	03/21/23 22:59	1
Cadmium	0.500	U	0.500		ug/L		03/20/23 13:39	03/21/23 22:59	1
Chromium	5.00	U	5.00		ug/L		03/20/23 13:39	03/21/23 22:59	1
Cobalt	**2.16**		0.500		ug/L		03/20/23 13:39	03/21/23 22:59	1
Lead	2.50	U	2.50		ug/L		03/20/23 13:39	03/21/23 22:59	1
Nickel	5.00	U	5.00		ug/L		03/20/23 13:39	03/21/23 22:59	1
Silver	1.00	U	1.00		ug/L		03/20/23 13:39	03/21/23 22:59	1
Thallium	1.00	U	1.00		ug/L		03/20/23 13:39	03/21/23 22:59	1
Zinc	20.0	U	20.0		ug/L		03/20/23 13:39	03/21/23 22:59	1

Client: South Carolina Public Service Authority
Job ID: 680-232195-1
Project/Site: 125915/JM02.09.G01.1/36500

Client Sample ID: AF56422
Lab Sample ID: 680-232195-44
Date Collected: 03/09/23 13:19
Matrix: Water
Date Received: 03/17/23 10:30

Method: SW846 6010D - Metals (ICP) - Dissolved

Analyte	Result	Qualifier	RL	MDL	Unit	D	Prepared	Analyzed	Dil Fac
Lithium	50.0	U	50.0		ug/L		03/23/23 14:21	03/25/23 01:42	1
Calcium	**248000**		500		ug/L		03/20/23 13:39	03/21/23 11:05	1
Iron	**6050**		100		ug/L		03/20/23 13:39	03/21/23 11:05	1
Magnesium	**8900**		500		ug/L		03/20/23 13:39	03/21/23 11:05	1
Molybdenum	10.0	U	10.0		ug/L		03/20/23 13:39	03/21/23 11:05	1
Potassium	**3850**		1000		ug/L		03/20/23 13:39	03/21/23 11:05	1
Selenium	20.0	U	20.0		ug/L		03/20/23 13:39	03/21/23 11:05	1
Sodium	**73300**		2000		ug/L		03/20/23 13:39	03/21/23 11:05	1

Method: SW846 6020B - Metals (ICP/MS) - Dissolved

Analyte	Result	Qualifier	RL	MDL	Unit	D	Prepared	Analyzed	Dil Fac
Aluminum	100	U	100		ug/L		03/20/23 13:39	03/21/23 22:23	1
Antimony	5.00	U	5.00		ug/L		03/20/23 13:39	03/21/23 22:23	1
Arsenic	**3.54**		3.00		ug/L		03/20/23 13:39	03/21/23 22:23	1
Barium	**104**		5.00		ug/L		03/20/23 13:39	03/21/23 22:23	1
Beryllium	0.500	U	0.500		ug/L		03/20/23 13:39	03/21/23 22:23	1
Cadmium	0.500	U	0.500		ug/L		03/20/23 13:39	03/21/23 22:23	1
Chromium	5.00	U	5.00		ug/L		03/20/23 13:39	03/21/23 22:23	1
Cobalt	0.500	U	0.500		ug/L		03/20/23 13:39	03/21/23 22:23	1
Lead	2.50	U	2.50		ug/L		03/20/23 13:39	03/21/23 22:23	1
Nickel	5.00	U	5.00		ug/L		03/20/23 13:39	03/21/23 22:23	1
Silver	1.00	U	1.00		ug/L		03/20/23 13:39	03/21/23 22:23	1
Thallium	1.00	U	1.00		ug/L		03/20/23 13:39	03/21/23 22:23	1
Zinc	**48.0**		20.0		ug/L		03/20/23 13:39	03/21/23 22:23	1

Method: 6010D - Metals (ICP)

Lab Sample ID: MB 160-604817/1-A
Matrix: Water
Analysis Batch: 605060

Client Sample ID: Method Blank
Prep Type: Total/NA
Prep Batch: 604817

Analyte	MB Result	MB Qualifier	RL	MDL	Unit	D	Prepared	Analyzed	Dil Fac
Lithium	50.0	U	50.0		ug/L		03/23/23 14:17	03/24/23 19:15	1

Lab Sample ID: LCS 160-604817/2-A
Matrix: Water
Analysis Batch: 605060

Client Sample ID: Lab Control Sample
Prep Type: Total/NA
Prep Batch: 604817

Analyte	Spike Added	LCS Result	LCS Qualifier	Unit	D	%Rec	%Rec Limits
Lithium	100	104.4		ug/L		104	80 - 120

Lab Sample ID: MB 160-604819/1-A
Matrix: Water
Analysis Batch: 605060

Client Sample ID: Method Blank
Prep Type: Total/NA
Prep Batch: 604819

Analyte	MB Result	MB Qualifier	RL	MDL	Unit	D	Prepared	Analyzed	Dil Fac
Lithium	50.0	U	50.0		ug/L		03/23/23 14:19	03/24/23 21:45	1

Lab Sample ID: LCS 160-604819/2-A
Matrix: Water
Analysis Batch: 605060

Client Sample ID: Lab Control Sample
Prep Type: Total/NA
Prep Batch: 604819

Analyte	Spike Added	LCS Result	LCS Qualifier	Unit	D	%Rec	%Rec Limits
Lithium	100	111.0		ug/L		111	80 - 120

Lab Sample ID: MB 160-604820/1-A
Matrix: Water
Analysis Batch: 605060

Client Sample ID: Method Blank
Prep Type: Total/NA
Prep Batch: 604820

Analyte	MB Result	MB Qualifier	RL	MDL	Unit	D	Prepared	Analyzed	Dil Fac
Lithium	50.0	U	50.0		ug/L		03/23/23 14:21	03/25/23 00:28	1

Lab Sample ID: LCS 160-604820/2-A
Matrix: Water
Analysis Batch: 605060

Client Sample ID: Lab Control Sample
Prep Type: Total/NA
Prep Batch: 604820

Analyte	Spike Added	LCS Result	LCS Qualifier	Unit	D	%Rec	%Rec Limits
Lithium	100	112.0		ug/L		112	80 - 120

Lab Sample ID: MB 680-768608/1-A
Matrix: Water
Analysis Batch: 768929

Client Sample ID: Method Blank
Prep Type: Total Recoverable
Prep Batch: 768608

Analyte	MB Result	MB Qualifier	RL	MDL	Unit	D	Prepared	Analyzed	Dil Fac
Calcium	500	U	500		ug/L		03/20/23 13:39	03/21/23 10:42	1
Iron	100	U	100		ug/L		03/20/23 13:39	03/21/23 10:42	1
Magnesium	500	U	500		ug/L		03/20/23 13:39	03/21/23 10:42	1
Molybdenum	10.0	U	10.0		ug/L		03/20/23 13:39	03/21/23 10:42	1
Potassium	1000	U	1000		ug/L		03/20/23 13:39	03/21/23 10:42	1
Selenium	20.0	U	20.0		ug/L		03/20/23 13:39	03/21/23 10:42	1
Sodium	2000	U	2000		ug/L		03/20/23 13:39	03/21/23 10:42	1

Method: 6010D - Metals (ICP) (Continued)

Lab Sample ID: LCS 680-768608/2-A
Matrix: Water
Analysis Batch: 768929

Client Sample ID: Lab Control Sample
Prep Type: Total Recoverable
Prep Batch: 768608

Analyte	Spike Added	LCS Result	LCS Qualifier	Unit	D	%Rec	%Rec Limits
Calcium	5000	5036		ug/L		101	80 - 120
Iron	5000	5196		ug/L		104	80 - 120
Magnesium	5010	5075		ug/L		101	80 - 120
Molybdenum	100	101.3		ug/L		101	80 - 120
Potassium	6970	7195		ug/L		103	80 - 120
Selenium	100	91.14		ug/L		91	80 - 120
Sodium	5050	4981		ug/L		99	80 - 120

Lab Sample ID: MB 680-768859/1-A
Matrix: Water
Analysis Batch: 768929

Client Sample ID: Method Blank
Prep Type: Total Recoverable
Prep Batch: 768859

Analyte	MB Result	MB Qualifier	RL	MDL	Unit	D	Prepared	Analyzed	Dil Fac
Calcium	500	U	500		ug/L		03/20/23 09:01	03/21/23 19:06	1
Iron	100	U	100		ug/L		03/20/23 09:01	03/21/23 19:06	1
Magnesium	500	U	500		ug/L		03/20/23 09:01	03/21/23 19:06	1
Molybdenum	10.0	U	10.0		ug/L		03/20/23 09:01	03/21/23 19:06	1
Potassium	1000	U	1000		ug/L		03/20/23 09:01	03/21/23 19:06	1
Selenium	20.0	U	20.0		ug/L		03/20/23 09:01	03/21/23 19:06	1
Sodium	2000	U	2000		ug/L		03/20/23 09:01	03/21/23 19:06	1

Lab Sample ID: LCS 680-768859/2-A
Matrix: Water
Analysis Batch: 768929

Client Sample ID: Lab Control Sample
Prep Type: Total Recoverable
Prep Batch: 768859

Analyte	Spike Added	LCS Result	LCS Qualifier	Unit	D	%Rec	%Rec Limits
Calcium	5000	5013		ug/L		100	80 - 120
Iron	5000	5131		ug/L		103	80 - 120
Magnesium	5010	5094		ug/L		102	80 - 120
Molybdenum	100	100.7		ug/L		101	80 - 120
Potassium	6970	7245		ug/L		104	80 - 120
Selenium	100	95.19		ug/L		95	80 - 120
Sodium	5050	5031		ug/L		100	80 - 120

Lab Sample ID: MB 680-769547/1-A
Matrix: Water
Analysis Batch: 769727

Client Sample ID: Method Blank
Prep Type: Total Recoverable
Prep Batch: 769547

Analyte	MB Result	MB Qualifier	RL	MDL	Unit	D	Prepared	Analyzed	Dil Fac
Calcium	500	U	500		ug/L		03/24/23 14:44	03/24/23 19:40	1
Iron	100	U	100		ug/L		03/24/23 14:44	03/24/23 19:40	1
Magnesium	500	U	500		ug/L		03/24/23 14:44	03/24/23 19:40	1
Molybdenum	10.0	U	10.0		ug/L		03/24/23 14:44	03/24/23 19:40	1
Potassium	1000	U	1000		ug/L		03/24/23 14:44	03/24/23 19:40	1
Selenium	20.0	U	20.0		ug/L		03/24/23 14:44	03/24/23 19:40	1
Sodium	2000	U	2000		ug/L		03/24/23 14:44	03/24/23 19:40	1

Method: 6010D - Metals (ICP) (Continued)

Lab Sample ID: LCS 680-769547/2-A
Matrix: Water
Analysis Batch: 769727

Client Sample ID: Lab Control Sample
Prep Type: Total Recoverable
Prep Batch: 769547

Analyte			Spike Added	LCS Result	LCS Qualifier	Unit	D	%Rec	%Rec Limits		
Calcium			5000	4687		ug/L		94	80 - 120		
Iron			5000	4647		ug/L		93	80 - 120		
Magnesium			5010	4712		ug/L		94	80 - 120		
Molybdenum			100	94.36		ug/L		94	80 - 120		
Potassium			6970	6849		ug/L		98	80 - 120		
Selenium			100	88.77		ug/L		89	80 - 120		
Sodium			5050	4885		ug/L		97	80 - 120		

Lab Sample ID: 680-232195-17 MS
Matrix: Water
Analysis Batch: 605060

Client Sample ID: AF56394
Prep Type: Dissolved
Prep Batch: 604819

Analyte	Sample Result	Sample Qualifier	Spike Added	MS Result	MS Qualifier	Unit	D	%Rec	%Rec Limits		
Lithium	50.0	U	100	109.8		ug/L		110	75 - 125		

Lab Sample ID: 680-232195-17 MSD
Matrix: Water
Analysis Batch: 605060

Client Sample ID: AF56394
Prep Type: Dissolved
Prep Batch: 604819

Analyte	Sample Result	Sample Qualifier	Spike Added	MSD Result	MSD Qualifier	Unit	D	%Rec	%Rec Limits	RPD	RPD Limit
Lithium	50.0	U	100	105.2		ug/L		105	75 - 125	4	20

Lab Sample ID: 680-232195-37 MS
Matrix: Water
Analysis Batch: 605060

Client Sample ID: AF56411
Prep Type: Dissolved
Prep Batch: 604820

Analyte	Sample Result	Sample Qualifier	Spike Added	MS Result	MS Qualifier	Unit	D	%Rec	%Rec Limits		
Lithium	92.4		100	217.4		ug/L		125	75 - 125		

Lab Sample ID: 680-232195-37 MSD
Matrix: Water
Analysis Batch: 605060

Client Sample ID: AF56411
Prep Type: Dissolved
Prep Batch: 604820

Analyte	Sample Result	Sample Qualifier	Spike Added	MSD Result	MSD Qualifier	Unit	D	%Rec	%Rec Limits	RPD	RPD Limit
Lithium	92.4		100	216.3		ug/L		124	75 - 125	1	20

Lab Sample ID: 680-232195-15 MS
Matrix: Water
Analysis Batch: 768929

Client Sample ID: AF56417
Prep Type: Dissolved
Prep Batch: 768859

Analyte	Sample Result	Sample Qualifier	Spike Added	MS Result	MS Qualifier	Unit	D	%Rec	%Rec Limits		
Calcium	270000		5000	260000	4	ug/L		-196	75 - 125		
Iron	1940		5000	6853		ug/L		98	75 - 125		
Magnesium	38900		5010	42060	4	ug/L		62	75 - 125		
Molybdenum	21.2		100	121.2		ug/L		100	75 - 125		
Potassium	14100		6970	20270		ug/L		89	75 - 125		
Selenium	20.0	U	100	90.82		ug/L		91	75 - 125		
Sodium	72300		5050	73490	4	ug/L		25	75 - 125		

Method: 6010D - Metals (ICP) (Continued)

Lab Sample ID: 680-232195-15 MSD
Matrix: Water
Analysis Batch: 768929

Client Sample ID: AF56417
Prep Type: Dissolved
Prep Batch: 768859

Analyte	Sample Result	Sample Qualifier	Spike Added	MSD Result	MSD Qualifier	Unit	D	%Rec	%Rec Limits	RPD	RPD Limit
Calcium	270000		5000	255000	4	ug/L		-296	75 - 125	2	20
Iron	1940		5000	6800		ug/L		97	75 - 125	1	20
Magnesium	38900		5010	41060	4	ug/L		42	75 - 125	2	20
Molybdenum	21.2		100	119.7		ug/L		99	75 - 125	1	20
Potassium	14100		6970	20170		ug/L		88	75 - 125	0	20
Selenium	20.0	U	100	95.36		ug/L		95	75 - 125	5	20
Sodium	72300		5050	71860	4	ug/L		-8	75 - 125	2	20

Method: 6020B - Metals (ICP/MS)

Lab Sample ID: MB 680-768492/1-A
Matrix: Water
Analysis Batch: 768799

Client Sample ID: Method Blank
Prep Type: Total Recoverable
Prep Batch: 768492

Analyte	MB Result	MB Qualifier	RL	MDL	Unit	D	Prepared	Analyzed	Dil Fac
Aluminum	100	U	100		ug/L		03/20/23 07:40	03/21/23 07:15	1
Antimony	5.00	U	5.00		ug/L		03/20/23 07:40	03/21/23 07:15	1
Arsenic	3.00	U	3.00		ug/L		03/20/23 07:40	03/21/23 07:15	1
Barium	5.00	U	5.00		ug/L		03/20/23 07:40	03/21/23 07:15	1
Beryllium	0.500	U	0.500		ug/L		03/20/23 07:40	03/21/23 07:15	1
Cadmium	0.500	U	0.500		ug/L		03/20/23 07:40	03/21/23 07:15	1
Chromium	5.00	U	5.00		ug/L		03/20/23 07:40	03/21/23 07:15	1
Cobalt	0.500	U	0.500		ug/L		03/20/23 07:40	03/21/23 07:15	1
Lead	2.50	U	2.50		ug/L		03/20/23 07:40	03/21/23 07:15	1
Nickel	5.00	U	5.00		ug/L		03/20/23 07:40	03/21/23 07:15	1
Silver	1.00	U	1.00		ug/L		03/20/23 07:40	03/21/23 07:15	1
Thallium	1.00	U	1.00		ug/L		03/20/23 07:40	03/21/23 07:15	1
Zinc	20.0	U	20.0		ug/L		03/20/23 07:40	03/21/23 07:15	1

Lab Sample ID: LCS 680-768492/2-A
Matrix: Water
Analysis Batch: 768799

Client Sample ID: Lab Control Sample
Prep Type: Total Recoverable
Prep Batch: 768492

Analyte	Spike Added	LCS Result	LCS Qualifier	Unit	D	%Rec	%Rec Limits
Aluminum	5000	4932		ug/L		99	80 - 120
Antimony	50.0	47.96		ug/L		96	80 - 120
Arsenic	100	100.2		ug/L		100	80 - 120
Barium	100	97.57		ug/L		98	80 - 120
Beryllium	50.0	49.66		ug/L		99	80 - 120
Cadmium	50.0	48.34		ug/L		97	80 - 120
Chromium	100	101.0		ug/L		101	80 - 120
Cobalt	50.0	50.30		ug/L		101	80 - 120
Lead	505	492.9		ug/L		98	80 - 120
Nickel	100	98.30		ug/L		98	80 - 120
Silver	50.0	47.86		ug/L		96	80 - 120
Thallium	50.0	47.36		ug/L		95	80 - 120
Zinc	100	104.8		ug/L		105	80 - 120

Method: 6020B - Metals (ICP/MS) (Continued)

Lab Sample ID: MB 680-768540/1-A
Matrix: Water
Analysis Batch: 768945

Client Sample ID: Method Blank
Prep Type: Total Recoverable
Prep Batch: 768540

Analyte	MB Result	MB Qualifier	RL	MDL	Unit	D	Prepared	Analyzed	Dil Fac
Aluminum	100	U	100		ug/L		03/20/23 09:01	03/21/23 15:59	1
Antimony	5.00	U	5.00		ug/L		03/20/23 09:01	03/21/23 15:59	1
Arsenic	3.00	U	3.00		ug/L		03/20/23 09:01	03/21/23 15:59	1
Barium	5.00	U	5.00		ug/L		03/20/23 09:01	03/21/23 15:59	1
Beryllium	0.500	U	0.500		ug/L		03/20/23 09:01	03/21/23 15:59	1
Cadmium	0.500	U	0.500		ug/L		03/20/23 09:01	03/21/23 15:59	1
Chromium	5.00	U	5.00		ug/L		03/20/23 09:01	03/21/23 15:59	1
Cobalt	0.500	U	0.500		ug/L		03/20/23 09:01	03/21/23 15:59	1
Lead	2.50	U	2.50		ug/L		03/20/23 09:01	03/21/23 15:59	1
Nickel	5.00	U	5.00		ug/L		03/20/23 09:01	03/21/23 15:59	1
Silver	1.00	U	1.00		ug/L		03/20/23 09:01	03/21/23 15:59	1
Thallium	1.00	U	1.00		ug/L		03/20/23 09:01	03/21/23 15:59	1
Zinc	20.0	U	20.0		ug/L		03/20/23 09:01	03/21/23 15:59	1

Lab Sample ID: LCS 680-768540/2-A
Matrix: Water
Analysis Batch: 768945

Client Sample ID: Lab Control Sample
Prep Type: Total Recoverable
Prep Batch: 768540

Analyte	Spike Added	LCS Result	LCS Qualifier	Unit	D	%Rec	%Rec Limits
Aluminum	5000	5338		ug/L		107	80 - 120
Antimony	50.0	51.80		ug/L		104	80 - 120
Arsenic	100	103.7		ug/L		104	80 - 120
Barium	100	102.1		ug/L		102	80 - 120
Beryllium	50.0	54.66		ug/L		109	80 - 120
Cadmium	50.0	51.98		ug/L		104	80 - 120
Chromium	100	108.2		ug/L		108	80 - 120
Cobalt	50.0	53.54		ug/L		107	80 - 120
Lead	505	507.5		ug/L		101	80 - 120
Nickel	100	105.2		ug/L		105	80 - 120
Silver	50.0	54.86		ug/L		110	80 - 120
Thallium	50.0	49.92		ug/L		100	80 - 120
Zinc	100	110.6		ug/L		111	80 - 120

Lab Sample ID: MB 680-768613/1-A
Matrix: Water
Analysis Batch: 768945

Client Sample ID: Method Blank
Prep Type: Total Recoverable
Prep Batch: 768613

Analyte	MB Result	MB Qualifier	RL	MDL	Unit	D	Prepared	Analyzed	Dil Fac
Aluminum	100	U	100		ug/L		03/20/23 13:39	03/21/23 21:56	1
Antimony	5.00	U	5.00		ug/L		03/20/23 13:39	03/21/23 21:56	1
Arsenic	3.00	U	3.00		ug/L		03/20/23 13:39	03/21/23 21:56	1
Barium	5.00	U	5.00		ug/L		03/20/23 13:39	03/21/23 21:56	1
Beryllium	0.500	U	0.500		ug/L		03/20/23 13:39	03/21/23 21:56	1
Cadmium	0.500	U	0.500		ug/L		03/20/23 13:39	03/21/23 21:56	1
Chromium	5.00	U	5.00		ug/L		03/20/23 13:39	03/21/23 21:56	1
Cobalt	0.500	U	0.500		ug/L		03/20/23 13:39	03/21/23 21:56	1
Lead	2.50	U	2.50		ug/L		03/20/23 13:39	03/21/23 21:56	1
Nickel	5.00	U	5.00		ug/L		03/20/23 13:39	03/21/23 21:56	1
Silver	1.00	U	1.00		ug/L		03/20/23 13:39	03/21/23 21:56	1

Method: 6020B - Metals (ICP/MS) (Continued)

Lab Sample ID: MB 680-768613/1-A
Matrix: Water
Analysis Batch: 768945

Client Sample ID: Method Blank
Prep Type: Total Recoverable
Prep Batch: 768613

Analyte	MB Result	MB Qualifier	RL	MDL	Unit	D	Prepared	Analyzed	Dil Fac
Thallium	1.00	U	1.00		ug/L		03/20/23 13:39	03/21/23 21:56	1
Zinc	20.0	U	20.0		ug/L		03/20/23 13:39	03/21/23 21:56	1

Lab Sample ID: LCS 680-768613/2-A
Matrix: Water
Analysis Batch: 768945

Client Sample ID: Lab Control Sample
Prep Type: Total Recoverable
Prep Batch: 768613

Analyte	Spike Added	LCS Result	LCS Qualifier	Unit	D	%Rec	%Rec Limits
Aluminum	5000	5081		ug/L		102	80 - 120
Antimony	50.0	50.30		ug/L		101	80 - 120
Arsenic	100	96.86		ug/L		97	80 - 120
Barium	100	96.16		ug/L		96	80 - 120
Beryllium	50.0	49.35		ug/L		99	80 - 120
Cadmium	50.0	49.86		ug/L		100	80 - 120
Chromium	100	98.60		ug/L		99	80 - 120
Cobalt	50.0	50.99		ug/L		102	80 - 120
Lead	505	475.9		ug/L		94	80 - 120
Nickel	100	96.51		ug/L		97	80 - 120
Silver	50.0	49.14		ug/L		98	80 - 120
Thallium	50.0	47.31		ug/L		95	80 - 120
Zinc	100	101.1		ug/L		101	80 - 120

Lab Sample ID: 680-232195-15 MS
Matrix: Water
Analysis Batch: 768945

Client Sample ID: AF56417
Prep Type: Dissolved
Prep Batch: 768540

Analyte	Sample Result	Sample Qualifier	Spike Added	MS Result	MS Qualifier	Unit	D	%Rec	%Rec Limits
Aluminum	100	U	5000	5266		ug/L		104	75 - 125
Antimony	5.00	U	50.0	51.47		ug/L		103	75 - 125
Arsenic	84.0		100	178.9		ug/L		95	75 - 125
Barium	50.0		100	145.4		ug/L		95	75 - 125
Beryllium	0.500	U	50.0	54.31		ug/L		109	75 - 125
Cadmium	0.500	U	50.0	51.03		ug/L		102	75 - 125
Chromium	5.00	U	100	107.5		ug/L		106	75 - 125
Cobalt	0.500	U	50.0	52.11		ug/L		104	75 - 125
Lead	2.50	U	505	509.1		ug/L		101	75 - 125
Nickel	5.00	U	100	102.7		ug/L		103	75 - 125
Silver	1.00	U	50.0	50.31		ug/L		101	75 - 125
Thallium	1.00	U	50.0	50.73		ug/L		101	75 - 125
Zinc	20.0	U	100	101.3		ug/L		97	75 - 125

Lab Sample ID: 680-232195-15 MSD
Matrix: Water
Analysis Batch: 768945

Client Sample ID: AF56417
Prep Type: Dissolved
Prep Batch: 768540

Analyte	Sample Result	Sample Qualifier	Spike Added	MSD Result	MSD Qualifier	Unit	D	%Rec	%Rec Limits	RPD	RPD Limit
Aluminum	100	U	5000	5228		ug/L		104	75 - 125	1	20
Antimony	5.00	U	50.0	49.87		ug/L		100	75 - 125	3	20
Arsenic	84.0		100	181.5		ug/L		98	75 - 125	1	20

Method: 6020B - Metals (ICP/MS) (Continued)

Lab Sample ID: 680-232195-15 MSD
Matrix: Water
Analysis Batch: 768945

Client Sample ID: AF56417
Prep Type: Dissolved
Prep Batch: 768540

Analyte	Sample Result	Sample Qualifier	Spike Added	MSD Result	MSD Qualifier	Unit	D	%Rec	%Rec Limits	RPD	RPD Limit
Barium	50.0		100	145.6		ug/L		96	75 - 125	0	20
Beryllium	0.500	U	50.0	52.47		ug/L		105	75 - 125	3	20
Cadmium	0.500	U	50.0	49.32		ug/L		99	75 - 125	3	20
Chromium	5.00	U	100	104.1		ug/L		103	75 - 125	3	20
Cobalt	0.500	U	50.0	52.90		ug/L		106	75 - 125	2	20
Lead	2.50	U	505	507.0		ug/L		100	75 - 125	0	20
Nickel	5.00	U	100	99.09		ug/L		99	75 - 125	4	20
Silver	1.00	U	50.0	50.77		ug/L		102	75 - 125	1	20
Thallium	1.00	U	50.0	50.56		ug/L		101	75 - 125	0	20
Zinc	20.0	U	100	102.5		ug/L		98	75 - 125	1	20

Metals

Prep Batch: 604817

Lab Sample ID	Client Sample ID	Prep Type	Matrix	Method	Prep Batch
680-232195-1	AF56421	Dissolved	Water	3010A	
680-232195-2	AF56424	Dissolved	Water	3010A	
680-232195-3	AF56439	Dissolved	Water	3010A	
680-232195-4	AF56441	Dissolved	Water	3010A	
680-232195-5	AF56414	Dissolved	Water	3010A	
680-232195-6	AF56423	Dissolved	Water	3010A	
680-232195-7	AF56428	Dissolved	Water	3010A	
680-232195-8	AF56419	Dissolved	Water	3010A	
680-232195-9	AF56425	Dissolved	Water	3010A	
680-232195-10	AF56426	Dissolved	Water	3010A	
680-232195-11	AF56427	Dissolved	Water	3010A	
680-232195-12	AF56408	Dissolved	Water	3010A	
680-232195-13	AF56415	Dissolved	Water	3010A	
680-232195-14	AF56416	Dissolved	Water	3010A	
680-232195-15	AF56417	Dissolved	Water	3010A	
680-232195-16	AF56429	Dissolved	Water	3010A	
MB 160-604817/1-A	Method Blank	Total/NA	Water	3010A	
LCS 160-604817/2-A	Lab Control Sample	Total/NA	Water	3010A	

Prep Batch: 604819

Lab Sample ID	Client Sample ID	Prep Type	Matrix	Method	Prep Batch
680-232195-17	AF56394	Dissolved	Water	3010A	
680-232195-18	AF56331	Dissolved	Water	3010A	
680-232195-19	AF56332	Dissolved	Water	3010A	
680-232195-20	AF56395	Dissolved	Water	3010A	
680-232195-21	AF56396	Dissolved	Water	3010A	
680-232195-22	AF56397	Dissolved	Water	3010A	
680-232195-23	AF56400	Dissolved	Water	3010A	
680-232195-24	AF56442	Dissolved	Water	3010A	
680-232195-25	AF56443	Dissolved	Water	3010A	
680-232195-26	AF56402	Dissolved	Water	3010A	
680-232195-27	AF56403	Dissolved	Water	3010A	
680-232195-28	AF56404	Dissolved	Water	3010A	
680-232195-29	AF56434	Dissolved	Water	3010A	
680-232195-30	AF56433	Dissolved	Water	3010A	
680-232195-31	AF56435	Dissolved	Water	3010A	
680-232195-32	AF56436	Dissolved	Water	3010A	
680-232195-33	AF56437	Dissolved	Water	3010A	
680-232195-34	AF56438	Dissolved	Water	3010A	
680-232195-35	AF56409	Dissolved	Water	3010A	
680-232195-36	AF56410	Dissolved	Water	3010A	
MB 160-604819/1-A	Method Blank	Total/NA	Water	3010A	
LCS 160-604819/2-A	Lab Control Sample	Total/NA	Water	3010A	
680-232195-17 MS	AF56394	Dissolved	Water	3010A	
680-232195-17 MSD	AF56394	Dissolved	Water	3010A	

Prep Batch: 604820

Lab Sample ID	Client Sample ID	Prep Type	Matrix	Method	Prep Batch
680-232195-37	AF56411	Dissolved	Water	3010A	
680-232195-38	AF56412	Dissolved	Water	3010A	
680-232195-39	AF56413	Dissolved	Water	3010A	

Metals (Continued)

Prep Batch: 604820 (Continued)

Lab Sample ID	Client Sample ID	Prep Type	Matrix	Method	Prep Batch
680-232195-40	AF56430	Dissolved	Water	3010A	
680-232195-41	AF56406	Dissolved	Water	3010A	
680-232195-42	AF56407	Dissolved	Water	3010A	
680-232195-43	AF56418	Dissolved	Water	3010A	
680-232195-44	AF56422	Dissolved	Water	3010A	
MB 160-604820/1-A	Method Blank	Total/NA	Water	3010A	
LCS 160-604820/2-A	Lab Control Sample	Total/NA	Water	3010A	
680-232195-37 MS	AF56411	Dissolved	Water	3010A	
680-232195-37 MSD	AF56411	Dissolved	Water	3010A	

Analysis Batch: 605060

Lab Sample ID	Client Sample ID	Prep Type	Matrix	Method	Prep Batch
680-232195-1	AF56421	Dissolved	Water	6010D	604817
680-232195-2	AF56424	Dissolved	Water	6010D	604817
680-232195-3	AF56439	Dissolved	Water	6010D	604817
680-232195-4	AF56441	Dissolved	Water	6010D	604817
680-232195-5	AF56414	Dissolved	Water	6010D	604817
680-232195-6	AF56423	Dissolved	Water	6010D	604817
680-232195-7	AF56428	Dissolved	Water	6010D	604817
680-232195-8	AF56419	Dissolved	Water	6010D	604817
680-232195-9	AF56425	Dissolved	Water	6010D	604817
680-232195-10	AF56426	Dissolved	Water	6010D	604817
680-232195-11	AF56427	Dissolved	Water	6010D	604817
680-232195-12	AF56408	Dissolved	Water	6010D	604817
680-232195-13	AF56415	Dissolved	Water	6010D	604817
680-232195-14	AF56416	Dissolved	Water	6010D	604817
680-232195-15	AF56417	Dissolved	Water	6010D	604817
680-232195-16	AF56429	Dissolved	Water	6010D	604817
680-232195-17	AF56394	Dissolved	Water	6010D	604819
680-232195-18	AF56331	Dissolved	Water	6010D	604819
680-232195-19	AF56332	Dissolved	Water	6010D	604819
680-232195-20	AF56395	Dissolved	Water	6010D	604819
680-232195-21	AF56396	Dissolved	Water	6010D	604819
680-232195-22	AF56397	Dissolved	Water	6010D	604819
680-232195-23	AF56400	Dissolved	Water	6010D	604819
680-232195-24	AF56442	Dissolved	Water	6010D	604819
680-232195-25	AF56443	Dissolved	Water	6010D	604819
680-232195-26	AF56402	Dissolved	Water	6010D	604819
680-232195-27	AF56403	Dissolved	Water	6010D	604819
680-232195-28	AF56404	Dissolved	Water	6010D	604819
680-232195-29	AF56434	Dissolved	Water	6010D	604819
680-232195-30	AF56433	Dissolved	Water	6010D	604819
680-232195-31	AF56435	Dissolved	Water	6010D	604819
680-232195-32	AF56436	Dissolved	Water	6010D	604819
680-232195-33	AF56437	Dissolved	Water	6010D	604819
680-232195-34	AF56438	Dissolved	Water	6010D	604819
680-232195-35	AF56409	Dissolved	Water	6010D	604819
680-232195-36	AF56410	Dissolved	Water	6010D	604819
680-232195-37	AF56411	Dissolved	Water	6010D	604820
680-232195-38	AF56412	Dissolved	Water	6010D	604820
680-232195-39	AF56413	Dissolved	Water	6010D	604820

Metals (Continued)

Analysis Batch: 605060 (Continued)

Lab Sample ID	Client Sample ID	Prep Type	Matrix	Method	Prep Batch
680-232195-40	AF56430	Dissolved	Water	6010D	604820
680-232195-41	AF56406	Dissolved	Water	6010D	604820
680-232195-42	AF56407	Dissolved	Water	6010D	604820
680-232195-43	AF56418	Dissolved	Water	6010D	604820
680-232195-44	AF56422	Dissolved	Water	6010D	604820
MB 160-604817/1-A	Method Blank	Total/NA	Water	6010D	604817
MB 160-604819/1-A	Method Blank	Total/NA	Water	6010D	604819
MB 160-604820/1-A	Method Blank	Total/NA	Water	6010D	604820
LCS 160-604817/2-A	Lab Control Sample	Total/NA	Water	6010D	604817
LCS 160-604819/2-A	Lab Control Sample	Total/NA	Water	6010D	604819
LCS 160-604820/2-A	Lab Control Sample	Total/NA	Water	6010D	604820
680-232195-17 MS	AF56394	Dissolved	Water	6010D	604819
680-232195-17 MSD	AF56394	Dissolved	Water	6010D	604819
680-232195-37 MS	AF56411	Dissolved	Water	6010D	604820
680-232195-37 MSD	AF56411	Dissolved	Water	6010D	604820

Prep Batch: 768492

Lab Sample ID	Client Sample ID	Prep Type	Matrix	Method	Prep Batch
680-232195-1	AF56421	Dissolved	Water	3005A	
680-232195-2	AF56424	Dissolved	Water	3005A	
680-232195-3	AF56439	Dissolved	Water	3005A	
680-232195-4	AF56441	Dissolved	Water	3005A	
680-232195-5	AF56414	Dissolved	Water	3005A	
680-232195-6	AF56423	Dissolved	Water	3005A	
680-232195-7	AF56428	Dissolved	Water	3005A	
680-232195-8	AF56419	Dissolved	Water	3005A	
680-232195-9	AF56425	Dissolved	Water	3005A	
680-232195-10	AF56426	Dissolved	Water	3005A	
680-232195-11	AF56427	Dissolved	Water	3005A	
680-232195-12	AF56408	Dissolved	Water	3005A	
680-232195-13	AF56415	Dissolved	Water	3005A	
680-232195-14	AF56416	Dissolved	Water	3005A	
MB 680-768492/1-A	Method Blank	Total Recoverable	Water	3005A	
LCS 680-768492/2-A	Lab Control Sample	Total Recoverable	Water	3005A	

Prep Batch: 768540

Lab Sample ID	Client Sample ID	Prep Type	Matrix	Method	Prep Batch
680-232195-15	AF56417	Dissolved	Water	3005A	
680-232195-16	AF56429	Dissolved	Water	3005A	
680-232195-17	AF56394	Dissolved	Water	3005A	
680-232195-18	AF56331	Dissolved	Water	3005A	
680-232195-19	AF56332	Dissolved	Water	3005A	
680-232195-20	AF56395	Dissolved	Water	3005A	
680-232195-21	AF56396	Dissolved	Water	3005A	
680-232195-22	AF56397	Dissolved	Water	3005A	
680-232195-23	AF56400	Dissolved	Water	3005A	
680-232195-24	AF56442	Dissolved	Water	3005A	
680-232195-25	AF56443	Dissolved	Water	3005A	
680-232195-26	AF56402	Dissolved	Water	3005A	
680-232195-27	AF56403	Dissolved	Water	3005A	
680-232195-28	AF56404	Dissolved	Water	3005A	

Metals (Continued)

Prep Batch: 768540 (Continued)

Lab Sample ID	Client Sample ID	Prep Type	Matrix	Method	Prep Batch
680-232195-29	AF56434	Dissolved	Water	3005A	
680-232195-30	AF56433	Dissolved	Water	3005A	
680-232195-31	AF56435	Dissolved	Water	3005A	
680-232195-32	AF56436	Dissolved	Water	3005A	
680-232195-33	AF56437	Dissolved	Water	3005A	
MB 680-768540/1-A	Method Blank	Total Recoverable	Water	3005A	
LCS 680-768540/2-A	Lab Control Sample	Total Recoverable	Water	3005A	
680-232195-15 MS	AF56417	Dissolved	Water	3005A	
680-232195-15 MSD	AF56417	Dissolved	Water	3005A	

Prep Batch: 768608

Lab Sample ID	Client Sample ID	Prep Type	Matrix	Method	Prep Batch
680-232195-34	AF56438	Dissolved	Water	3005A	
680-232195-35	AF56409	Dissolved	Water	3005A	
680-232195-36	AF56410	Dissolved	Water	3005A	
680-232195-37	AF56411	Dissolved	Water	3005A	
680-232195-38	AF56412	Dissolved	Water	3005A	
680-232195-39	AF56413	Dissolved	Water	3005A	
680-232195-40	AF56430	Dissolved	Water	3005A	
680-232195-41	AF56406	Dissolved	Water	3005A	
680-232195-42	AF56407	Dissolved	Water	3005A	
680-232195-43	AF56418	Dissolved	Water	3005A	
680-232195-44	AF56422	Dissolved	Water	3005A	
MB 680-768608/1-A	Method Blank	Total Recoverable	Water	3005A	
LCS 680-768608/2-A	Lab Control Sample	Total Recoverable	Water	3005A	

Prep Batch: 768613

Lab Sample ID	Client Sample ID	Prep Type	Matrix	Method	Prep Batch
680-232195-34	AF56438	Dissolved	Water	3005A	
680-232195-35	AF56409	Dissolved	Water	3005A	
680-232195-36	AF56410	Dissolved	Water	3005A	
680-232195-37	AF56411	Dissolved	Water	3005A	
680-232195-38	AF56412	Dissolved	Water	3005A	
680-232195-39	AF56413	Dissolved	Water	3005A	
680-232195-40	AF56430	Dissolved	Water	3005A	
680-232195-41	AF56406	Dissolved	Water	3005A	
680-232195-42	AF56407	Dissolved	Water	3005A	
680-232195-43	AF56418	Dissolved	Water	3005A	
680-232195-44	AF56422	Dissolved	Water	3005A	
MB 680-768613/1-A	Method Blank	Total Recoverable	Water	3005A	
LCS 680-768613/2-A	Lab Control Sample	Total Recoverable	Water	3005A	

Analysis Batch: 768799

Lab Sample ID	Client Sample ID	Prep Type	Matrix	Method	Prep Batch
680-232195-1	AF56421	Dissolved	Water	6020B	768492
680-232195-2	AF56424	Dissolved	Water	6020B	768492
680-232195-3	AF56439	Dissolved	Water	6020B	768492
680-232195-4	AF56441	Dissolved	Water	6020B	768492
680-232195-5	AF56414	Dissolved	Water	6020B	768492
680-232195-6	AF56423	Dissolved	Water	6020B	768492
680-232195-7	AF56428	Dissolved	Water	6020B	768492

Metals (Continued)

Analysis Batch: 768799 (Continued)

Lab Sample ID	Client Sample ID	Prep Type	Matrix	Method	Prep Batch
680-232195-8	AF56419	Dissolved	Water	6020B	768492
680-232195-9	AF56425	Dissolved	Water	6020B	768492
680-232195-10	AF56426	Dissolved	Water	6020B	768492
680-232195-11	AF56427	Dissolved	Water	6020B	768492
680-232195-12	AF56408	Dissolved	Water	6020B	768492
680-232195-13	AF56415	Dissolved	Water	6020B	768492
680-232195-14	AF56416	Dissolved	Water	6020B	768492
MB 680-768492/1-A	Method Blank	Total Recoverable	Water	6020B	768492
LCS 680-768492/2-A	Lab Control Sample	Total Recoverable	Water	6020B	768492

Prep Batch: 768859

Lab Sample ID	Client Sample ID	Prep Type	Matrix	Method	Prep Batch
680-232195-15	AF56417	Dissolved	Water	3005A	
680-232195-16	AF56429	Dissolved	Water	3005A	
680-232195-17	AF56394	Dissolved	Water	3005A	
680-232195-18	AF56331	Dissolved	Water	3005A	
680-232195-19	AF56332	Dissolved	Water	3005A	
680-232195-20	AF56395	Dissolved	Water	3005A	
680-232195-21	AF56396	Dissolved	Water	3005A	
680-232195-22	AF56397	Dissolved	Water	3005A	
680-232195-23	AF56400	Dissolved	Water	3005A	
680-232195-24	AF56442	Dissolved	Water	3005A	
680-232195-25	AF56443	Dissolved	Water	3005A	
680-232195-26	AF56402	Dissolved	Water	3005A	
680-232195-27	AF56403	Dissolved	Water	3005A	
680-232195-28	AF56404	Dissolved	Water	3005A	
680-232195-29	AF56434	Dissolved	Water	3005A	
680-232195-30	AF56433	Dissolved	Water	3005A	
680-232195-31	AF56435	Dissolved	Water	3005A	
680-232195-32	AF56436	Dissolved	Water	3005A	
680-232195-33	AF56437	Dissolved	Water	3005A	
MB 680-768859/1-A	Method Blank	Total Recoverable	Water	3005A	
LCS 680-768859/2-A	Lab Control Sample	Total Recoverable	Water	3005A	
680-232195-15 MS	AF56417	Dissolved	Water	3005A	
680-232195-15 MSD	AF56417	Dissolved	Water	3005A	

Analysis Batch: 768929

Lab Sample ID	Client Sample ID	Prep Type	Matrix	Method	Prep Batch
680-232195-15	AF56417	Dissolved	Water	6010D	768859
680-232195-16	AF56429	Dissolved	Water	6010D	768859
680-232195-17	AF56394	Dissolved	Water	6010D	768859
680-232195-18	AF56331	Dissolved	Water	6010D	768859
680-232195-19	AF56332	Dissolved	Water	6010D	768859
680-232195-20	AF56395	Dissolved	Water	6010D	768859
680-232195-21	AF56396	Dissolved	Water	6010D	768859
680-232195-22	AF56397	Dissolved	Water	6010D	768859
680-232195-23	AF56400	Dissolved	Water	6010D	768859
680-232195-24	AF56442	Dissolved	Water	6010D	768859
680-232195-25	AF56443	Dissolved	Water	6010D	768859
680-232195-26	AF56402	Dissolved	Water	6010D	768859
680-232195-27	AF56403	Dissolved	Water	6010D	768859

Metals (Continued)

Analysis Batch: 768929 (Continued)

Lab Sample ID	Client Sample ID	Prep Type	Matrix	Method	Prep Batch
680-232195-28	AF56404	Dissolved	Water	6010D	768859
680-232195-29	AF56434	Dissolved	Water	6010D	768859
680-232195-30	AF56433	Dissolved	Water	6010D	768859
680-232195-31	AF56435	Dissolved	Water	6010D	768859
680-232195-32	AF56436	Dissolved	Water	6010D	768859
680-232195-33	AF56437	Dissolved	Water	6010D	768859
680-232195-34	AF56438	Dissolved	Water	6010D	768608
680-232195-35	AF56409	Dissolved	Water	6010D	768608
680-232195-36	AF56410	Dissolved	Water	6010D	768608
680-232195-37	AF56411	Dissolved	Water	6010D	768608
680-232195-38	AF56412	Dissolved	Water	6010D	768608
680-232195-39	AF56413	Dissolved	Water	6010D	768608
680-232195-40	AF56430	Dissolved	Water	6010D	768608
680-232195-41	AF56406	Dissolved	Water	6010D	768608
680-232195-42	AF56407	Dissolved	Water	6010D	768608
680-232195-43	AF56418	Dissolved	Water	6010D	768608
680-232195-44	AF56422	Dissolved	Water	6010D	768608
MB 680-768608/1-A	Method Blank	Total Recoverable	Water	6010D	768608
MB 680-768859/1-A	Method Blank	Total Recoverable	Water	6010D	768859
LCS 680-768608/2-A	Lab Control Sample	Total Recoverable	Water	6010D	768608
LCS 680-768859/2-A	Lab Control Sample	Total Recoverable	Water	6010D	768859
680-232195-15 MS	AF56417	Dissolved	Water	6010D	768859
680-232195-15 MSD	AF56417	Dissolved	Water	6010D	768859

Analysis Batch: 768945

Lab Sample ID	Client Sample ID	Prep Type	Matrix	Method	Prep Batch
680-232195-15	AF56417	Dissolved	Water	6020B	768540
680-232195-16	AF56429	Dissolved	Water	6020B	768540
680-232195-17	AF56394	Dissolved	Water	6020B	768540
680-232195-18	AF56331	Dissolved	Water	6020B	768540
680-232195-19	AF56332	Dissolved	Water	6020B	768540
680-232195-20	AF56395	Dissolved	Water	6020B	768540
680-232195-21	AF56396	Dissolved	Water	6020B	768540
680-232195-22	AF56397	Dissolved	Water	6020B	768540
680-232195-23	AF56400	Dissolved	Water	6020B	768540
680-232195-24	AF56442	Dissolved	Water	6020B	768540
680-232195-25	AF56443	Dissolved	Water	6020B	768540
680-232195-26	AF56402	Dissolved	Water	6020B	768540
680-232195-27	AF56403	Dissolved	Water	6020B	768540
680-232195-28	AF56404	Dissolved	Water	6020B	768540
680-232195-29	AF56434	Dissolved	Water	6020B	768540
680-232195-30	AF56433	Dissolved	Water	6020B	768540
680-232195-31	AF56435	Dissolved	Water	6020B	768540
680-232195-32	AF56436	Dissolved	Water	6020B	768540
680-232195-33	AF56437	Dissolved	Water	6020B	768540
680-232195-34	AF56438	Dissolved	Water	6020B	768613
680-232195-35	AF56409	Dissolved	Water	6020B	768613
680-232195-36	AF56410	Dissolved	Water	6020B	768613
680-232195-37	AF56411	Dissolved	Water	6020B	768613
680-232195-38	AF56412	Dissolved	Water	6020B	768613
680-232195-39	AF56413	Dissolved	Water	6020B	768613

Metals (Continued)

Analysis Batch: 768945 (Continued)

Lab Sample ID	Client Sample ID	Prep Type	Matrix	Method	Prep Batch
680-232195-40	AF56430	Dissolved	Water	6020B	768613
680-232195-41	AF56406	Dissolved	Water	6020B	768613
680-232195-42	AF56407	Dissolved	Water	6020B	768613
680-232195-43	AF56418	Dissolved	Water	6020B	768613
680-232195-44	AF56422	Dissolved	Water	6020B	768613
MB 680-768540/1-A	Method Blank	Total Recoverable	Water	6020B	768540
MB 680-768613/1-A	Method Blank	Total Recoverable	Water	6020B	768613
LCS 680-768540/2-A	Lab Control Sample	Total Recoverable	Water	6020B	768540
LCS 680-768613/2-A	Lab Control Sample	Total Recoverable	Water	6020B	768613
680-232195-15 MS	AF56417	Dissolved	Water	6020B	768540
680-232195-15 MSD	AF56417	Dissolved	Water	6020B	768540

Analysis Batch: 769014

Lab Sample ID	Client Sample ID	Prep Type	Matrix	Method	Prep Batch
680-232195-21	AF56396	Dissolved	Water	6020B	768540
680-232195-22	AF56397	Dissolved	Water	6020B	768540
680-232195-23	AF56400	Dissolved	Water	6020B	768540
680-232195-24	AF56442	Dissolved	Water	6020B	768540
680-232195-25	AF56443	Dissolved	Water	6020B	768540
680-232195-26	AF56402	Dissolved	Water	6020B	768540
680-232195-27	AF56403	Dissolved	Water	6020B	768540
680-232195-28	AF56404	Dissolved	Water	6020B	768540
680-232195-29	AF56434	Dissolved	Water	6020B	768540
680-232195-30	AF56433	Dissolved	Water	6020B	768540
680-232195-31	AF56435	Dissolved	Water	6020B	768540
680-232195-32	AF56436	Dissolved	Water	6020B	768540
680-232195-33	AF56437	Dissolved	Water	6020B	768540

Analysis Batch: 769167

Lab Sample ID	Client Sample ID	Prep Type	Matrix	Method	Prep Batch
680-232195-35	AF56409	Dissolved	Water	6010D	768608
680-232195-36	AF56410	Dissolved	Water	6010D	768608
680-232195-37	AF56411	Dissolved	Water	6010D	768608

Prep Batch: 769547

Lab Sample ID	Client Sample ID	Prep Type	Matrix	Method	Prep Batch
680-232195-1	AF56421	Dissolved	Water	3005A	
680-232195-2	AF56424	Dissolved	Water	3005A	
680-232195-3	AF56439	Dissolved	Water	3005A	
680-232195-4	AF56441	Dissolved	Water	3005A	
680-232195-5	AF56414	Dissolved	Water	3005A	
680-232195-6	AF56423	Dissolved	Water	3005A	
680-232195-7	AF56428	Dissolved	Water	3005A	
680-232195-8	AF56419	Dissolved	Water	3005A	
680-232195-9	AF56425	Dissolved	Water	3005A	
680-232195-10	AF56426	Dissolved	Water	3005A	
680-232195-11	AF56427	Dissolved	Water	3005A	
680-232195-12	AF56408	Dissolved	Water	3005A	
680-232195-13	AF56415	Dissolved	Water	3005A	
680-232195-14	AF56416	Dissolved	Water	3005A	
MB 680-769547/1-A	Method Blank	Total Recoverable	Water	3005A	

Metals (Continued)

Prep Batch: 769547 (Continued)

Lab Sample ID	Client Sample ID	Prep Type	Matrix	Method	Prep Batch
LCS 680-769547/2-A	Lab Control Sample	Total Recoverable	Water	3005A	

Analysis Batch: 769727

Lab Sample ID	Client Sample ID	Prep Type	Matrix	Method	Prep Batch
680-232195-1	AF56421	Dissolved	Water	6010D	769547
680-232195-2	AF56424	Dissolved	Water	6010D	769547
680-232195-3	AF56439	Dissolved	Water	6010D	769547
680-232195-4	AF56441	Dissolved	Water	6010D	769547
680-232195-5	AF56414	Dissolved	Water	6010D	769547
680-232195-6	AF56423	Dissolved	Water	6010D	769547
680-232195-7	AF56428	Dissolved	Water	6010D	769547
680-232195-8	AF56419	Dissolved	Water	6010D	769547
680-232195-9	AF56425	Dissolved	Water	6010D	769547
680-232195-10	AF56426	Dissolved	Water	6010D	769547
680-232195-11	AF56427	Dissolved	Water	6010D	769547
680-232195-12	AF56408	Dissolved	Water	6010D	769547
680-232195-13	AF56415	Dissolved	Water	6010D	769547
680-232195-14	AF56416	Dissolved	Water	6010D	769547
MB 680-769547/1-A	Method Blank	Total Recoverable	Water	6010D	769547
LCS 680-769547/2-A	Lab Control Sample	Total Recoverable	Water	6010D	769547

Lab Chronicle

Client: South Carolina Public Service Authority
Project/Site: 125915/JM02.09.G01.1/36500

Job ID: 680-232195-1

Client Sample ID: AF56421

Lab Sample ID: 680-232195-1

Date Collected: 03/01/23 14:41

Matrix: Water

Date Received: 03/17/23 10:30

Prep Type	Batch Type	Batch Method	Run	Dilution Factor	Batch Number	Analyst	Lab	Prepared or Analyzed
Dissolved	Prep	3010A			604817	LKP	EET SL	03/23/23 14:17
Dissolved	Analysis	6010D		1	605060	LKP	EET SL	03/24/23 20:16
Dissolved	Prep	3005A			769547	BCB	EET SAV	03/24/23 14:44
Dissolved	Analysis	6010D		1	769727	BCB	EET SAV	03/24/23 19:56
Dissolved	Prep	3005A			768492	RR	EET SAV	03/20/23 07:40
Dissolved	Analysis	6020B		1	768799	BWR	EET SAV	03/21/23 08:04

Client Sample ID: AF56424

Lab Sample ID: 680-232195-2

Date Collected: 03/01/23 13:37

Matrix: Water

Date Received: 03/17/23 10:30

Prep Type	Batch Type	Batch Method	Run	Dilution Factor	Batch Number	Analyst	Lab	Prepared or Analyzed
Dissolved	Prep	3010A			604817	LKP	EET SL	03/23/23 14:17
Dissolved	Analysis	6010D		1	605060	LKP	EET SL	03/24/23 20:20
Dissolved	Prep	3005A			769547	BCB	EET SAV	03/24/23 14:44
Dissolved	Analysis	6010D		1	769727	BCB	EET SAV	03/24/23 20:00
Dissolved	Prep	3005A			768492	RR	EET SAV	03/20/23 07:40
Dissolved	Analysis	6020B		1	768799	BWR	EET SAV	03/21/23 08:08

Client Sample ID: AF56439

Lab Sample ID: 680-232195-3

Date Collected: 03/01/23 10:22

Matrix: Water

Date Received: 03/17/23 10:30

Prep Type	Batch Type	Batch Method	Run	Dilution Factor	Batch Number	Analyst	Lab	Prepared or Analyzed
Dissolved	Prep	3010A			604817	LKP	EET SL	03/23/23 14:17
Dissolved	Analysis	6010D		1	605060	LKP	EET SL	03/24/23 20:25
Dissolved	Prep	3005A			769547	BCB	EET SAV	03/24/23 14:44
Dissolved	Analysis	6010D		1	769727	BCB	EET SAV	03/24/23 20:03
Dissolved	Prep	3005A			768492	RR	EET SAV	03/20/23 07:40
Dissolved	Analysis	6020B		1	768799	BWR	EET SAV	03/21/23 08:12

Client Sample ID: AF56441

Lab Sample ID: 680-232195-4

Date Collected: 03/01/23 11:45

Matrix: Water

Date Received: 03/17/23 10:30

Prep Type	Batch Type	Batch Method	Run	Dilution Factor	Batch Number	Analyst	Lab	Prepared or Analyzed
Dissolved	Prep	3010A			604817	LKP	EET SL	03/23/23 14:17
Dissolved	Analysis	6010D		1	605060	LKP	EET SL	03/24/23 20:30
Dissolved	Prep	3005A			769547	BCB	EET SAV	03/24/23 14:44
Dissolved	Analysis	6010D		1	769727	BCB	EET SAV	03/24/23 20:06
Dissolved	Prep	3005A			768492	RR	EET SAV	03/20/23 07:40
Dissolved	Analysis	6020B		1	768799	BWR	EET SAV	03/21/23 08:16

Client Sample ID: AF56414

Lab Sample ID: 680-232195-5

Date Collected: 03/02/23 12:46

Matrix: Water

Date Received: 03/17/23 10:30

Prep Type	Batch Type	Batch Method	Run	Dilution Factor	Batch Number	Analyst	Lab	Prepared or Analyzed
Dissolved	Prep	3010A			604817	LKP	EET SL	03/23/23 14:17
Dissolved	Analysis	6010D		1	605060	LKP	EET SL	03/24/23 20:34
Dissolved	Prep	3005A			769547	BCB	EET SAV	03/24/23 14:44
Dissolved	Analysis	6010D		1	769727	BCB	EET SAV	03/24/23 20:09
Dissolved	Prep	3005A			768492	RR	EET SAV	03/20/23 07:40
Dissolved	Analysis	6020B		1	768799	BWR	EET SAV	03/21/23 08:20

Client Sample ID: AF56423

Lab Sample ID: 680-232195-6

Date Collected: 03/02/23 09:52

Matrix: Water

Date Received: 03/17/23 10:30

Prep Type	Batch Type	Batch Method	Run	Dilution Factor	Batch Number	Analyst	Lab	Prepared or Analyzed
Dissolved	Prep	3010A			604817	LKP	EET SL	03/23/23 14:17
Dissolved	Analysis	6010D		1	605060	LKP	EET SL	03/24/23 20:39
Dissolved	Prep	3005A			769547	BCB	EET SAV	03/24/23 14:44
Dissolved	Analysis	6010D		1	769727	BCB	EET SAV	03/24/23 20:19
Dissolved	Prep	3005A			768492	RR	EET SAV	03/20/23 07:40
Dissolved	Analysis	6020B		1	768799	BWR	EET SAV	03/21/23 08:24

Client Sample ID: AF56428

Lab Sample ID: 680-232195-7

Date Collected: 03/02/23 10:56

Matrix: Water

Date Received: 03/17/23 10:30

Prep Type	Batch Type	Batch Method	Run	Dilution Factor	Batch Number	Analyst	Lab	Prepared or Analyzed
Dissolved	Prep	3010A			604817	LKP	EET SL	03/23/23 14:17
Dissolved	Analysis	6010D		1	605060	LKP	EET SL	03/24/23 20:44
Dissolved	Prep	3005A			769547	BCB	EET SAV	03/24/23 14:44
Dissolved	Analysis	6010D		1	769727	BCB	EET SAV	03/24/23 20:22
Dissolved	Prep	3005A			768492	RR	EET SAV	03/20/23 07:40
Dissolved	Analysis	6020B		1	768799	BWR	EET SAV	03/21/23 08:28

Client Sample ID: AF56419

Lab Sample ID: 680-232195-8

Date Collected: 03/07/23 14:51

Matrix: Water

Date Received: 03/17/23 10:30

Prep Type	Batch Type	Batch Method	Run	Dilution Factor	Batch Number	Analyst	Lab	Prepared or Analyzed
Dissolved	Prep	3010A			604817	LKP	EET SL	03/23/23 14:17
Dissolved	Analysis	6010D		1	605060	LKP	EET SL	03/24/23 20:48
Dissolved	Prep	3005A			769547	BCB	EET SAV	03/24/23 14:44
Dissolved	Analysis	6010D		1	769727	BCB	EET SAV	03/24/23 20:25
Dissolved	Prep	3005A			768492	RR	EET SAV	03/20/23 07:40
Dissolved	Analysis	6020B		1	768799	BWR	EET SAV	03/21/23 08:33

Client Sample ID: AF56425

Lab Sample ID: 680-232195-9

Date Collected: 03/07/23 12:49

Matrix: Water

Date Received: 03/17/23 10:30

Prep Type	Batch Type	Batch Method	Run	Dilution Factor	Batch Number	Analyst	Lab	Prepared or Analyzed
Dissolved	Prep	3010A			604817	LKP	EET SL	03/23/23 14:17
Dissolved	Analysis	6010D		1	605060	LKP	EET SL	03/24/23 20:53
Dissolved	Prep	3005A			769547	BCB	EET SAV	03/24/23 14:44
Dissolved	Analysis	6010D		1	769727	BCB	EET SAV	03/24/23 20:29
Dissolved	Prep	3005A			768492	RR	EET SAV	03/20/23 07:40
Dissolved	Analysis	6020B		1	768799	BWR	EET SAV	03/21/23 08:37

Client Sample ID: AF56426

Lab Sample ID: 680-232195-10

Date Collected: 03/07/23 10:22

Matrix: Water

Date Received: 03/17/23 10:30

Prep Type	Batch Type	Batch Method	Run	Dilution Factor	Batch Number	Analyst	Lab	Prepared or Analyzed
Dissolved	Prep	3010A			604817	LKP	EET SL	03/23/23 14:17
Dissolved	Analysis	6010D		1	605060	LKP	EET SL	03/24/23 21:12
Dissolved	Prep	3005A			769547	BCB	EET SAV	03/24/23 14:44
Dissolved	Analysis	6010D		1	769727	BCB	EET SAV	03/24/23 20:32
Dissolved	Prep	3005A			768492	RR	EET SAV	03/20/23 07:40
Dissolved	Analysis	6020B		1	768799	BWR	EET SAV	03/21/23 08:41

Client Sample ID: AF56427

Lab Sample ID: 680-232195-11

Date Collected: 03/07/23 10:27

Matrix: Water

Date Received: 03/17/23 10:30

Prep Type	Batch Type	Batch Method	Run	Dilution Factor	Batch Number	Analyst	Lab	Prepared or Analyzed
Dissolved	Prep	3010A			604817	LKP	EET SL	03/23/23 14:17
Dissolved	Analysis	6010D		1	605060	LKP	EET SL	03/24/23 21:16
Dissolved	Prep	3005A			769547	BCB	EET SAV	03/24/23 14:44
Dissolved	Analysis	6010D		1	769727	BCB	EET SAV	03/24/23 20:35
Dissolved	Prep	3005A			768492	RR	EET SAV	03/20/23 07:40
Dissolved	Analysis	6020B		1	768799	BWR	EET SAV	03/21/23 08:53

Client Sample ID: AF56408

Lab Sample ID: 680-232195-12

Date Collected: 03/08/23 13:38

Matrix: Water

Date Received: 03/17/23 10:30

Prep Type	Batch Type	Batch Method	Run	Dilution Factor	Batch Number	Analyst	Lab	Prepared or Analyzed
Dissolved	Prep	3010A			604817	LKP	EET SL	03/23/23 14:17
Dissolved	Analysis	6010D		1	605060	LKP	EET SL	03/24/23 21:21
Dissolved	Prep	3005A			769547	BCB	EET SAV	03/24/23 14:44
Dissolved	Analysis	6010D		1	769727	BCB	EET SAV	03/24/23 20:38
Dissolved	Prep	3005A			768492	RR	EET SAV	03/20/23 07:40
Dissolved	Analysis	6020B		1	768799	BWR	EET SAV	03/21/23 08:57

Client Sample ID: AF56415

Lab Sample ID: 680-232195-13

Date Collected: 03/08/23 15:13

Matrix: Water

Date Received: 03/17/23 10:30

Prep Type	Batch Type	Batch Method	Run	Dilution Factor	Batch Number	Analyst	Lab	Prepared or Analyzed
Dissolved	Prep	3010A			604817	LKP	EET SL	03/23/23 14:17
Dissolved	Analysis	6010D		1	605060	LKP	EET SL	03/24/23 21:26
Dissolved	Prep	3005A			769547	BCB	EET SAV	03/24/23 14:44
Dissolved	Analysis	6010D		1	769727	BCB	EET SAV	03/24/23 20:42
Dissolved	Prep	3005A			768492	RR	EET SAV	03/20/23 07:40
Dissolved	Analysis	6020B		1	768799	BWR	EET SAV	03/21/23 09:01

Client Sample ID: AF56416

Lab Sample ID: 680-232195-14

Date Collected: 03/08/23 10:09

Matrix: Water

Date Received: 03/17/23 10:30

Prep Type	Batch Type	Batch Method	Run	Dilution Factor	Batch Number	Analyst	Lab	Prepared or Analyzed
Dissolved	Prep	3010A			604817	LKP	EET SL	03/23/23 14:17
Dissolved	Analysis	6010D		1	605060	LKP	EET SL	03/24/23 21:31
Dissolved	Prep	3005A			769547	BCB	EET SAV	03/24/23 14:44
Dissolved	Analysis	6010D		1	769727	BCB	EET SAV	03/24/23 20:45
Dissolved	Prep	3005A			768492	RR	EET SAV	03/20/23 07:40
Dissolved	Analysis	6020B		1	768799	BWR	EET SAV	03/21/23 09:05

Client Sample ID: AF56417

Lab Sample ID: 680-232195-15

Date Collected: 03/08/23 10:14

Matrix: Water

Date Received: 03/17/23 10:30

Prep Type	Batch Type	Batch Method	Run	Dilution Factor	Batch Number	Analyst	Lab	Prepared or Analyzed
Dissolved	Prep	3010A			604817	LKP	EET SL	03/23/23 14:17
Dissolved	Analysis	6010D		1	605060	LKP	EET SL	03/24/23 21:35
Dissolved	Prep	3005A			768859	BJB	EET SAV	03/20/23 09:01
Dissolved	Analysis	6010D		1	768929	BJB	EET SAV	03/21/23 19:12
Dissolved	Prep	3005A			768540	RR	EET SAV	03/20/23 09:01
Dissolved	Analysis	6020B		1	768945	BWR	EET SAV	03/21/23 16:07

Client Sample ID: AF56429

Lab Sample ID: 680-232195-16

Date Collected: 03/08/23 12:12

Matrix: Water

Date Received: 03/17/23 10:30

Prep Type	Batch Type	Batch Method	Run	Dilution Factor	Batch Number	Analyst	Lab	Prepared or Analyzed
Dissolved	Prep	3010A			604817	LKP	EET SL	03/23/23 14:17
Dissolved	Analysis	6010D		1	605060	LKP	EET SL	03/24/23 21:40
Dissolved	Prep	3005A			768859	BJB	EET SAV	03/20/23 09:01
Dissolved	Analysis	6010D		1	768929	BJB	EET SAV	03/21/23 19:22
Dissolved	Prep	3005A			768540	RR	EET SAV	03/20/23 09:01
Dissolved	Analysis	6020B		1	768945	BWR	EET SAV	03/21/23 16:19

Client Sample ID: AF56394

Lab Sample ID: 680-232195-17

Date Collected: 02/14/23 12:33

Matrix: Water

Date Received: 03/17/23 10:30

Prep Type	Batch Type	Batch Method	Run	Dilution Factor	Batch Number	Analyst	Lab	Prepared or Analyzed
Dissolved	Prep	3010A			604819	LKP	EET SL	03/23/23 14:19
Dissolved	Analysis	6010D		1	605060	LKP	EET SL	03/24/23 21:54
Dissolved	Prep	3005A			768859	BJB	EET SAV	03/20/23 09:01
Dissolved	Analysis	6010D		1	768929	BJB	EET SAV	03/21/23 19:25
Dissolved	Prep	3005A			768540	RR	EET SAV	03/20/23 09:01
Dissolved	Analysis	6020B		1	768945	BWR	EET SAV	03/21/23 16:23

Client Sample ID: AF56331

Lab Sample ID: 680-232195-18

Date Collected: 02/14/23 13:51

Matrix: Water

Date Received: 03/17/23 10:30

Prep Type	Batch Type	Batch Method	Run	Dilution Factor	Batch Number	Analyst	Lab	Prepared or Analyzed
Dissolved	Prep	3010A			604819	LKP	EET SL	03/23/23 14:19
Dissolved	Analysis	6010D		1	605060	LKP	EET SL	03/24/23 22:26
Dissolved	Prep	3005A			768859	BJB	EET SAV	03/20/23 09:01
Dissolved	Analysis	6010D		1	768929	BJB	EET SAV	03/21/23 19:29
Dissolved	Prep	3005A			768540	RR	EET SAV	03/20/23 09:01
Dissolved	Analysis	6020B		1	768945	BWR	EET SAV	03/21/23 16:27

Client Sample ID: AF56332

Lab Sample ID: 680-232195-19

Date Collected: 02/14/23 15:22

Matrix: Water

Date Received: 03/17/23 10:30

Prep Type	Batch Type	Batch Method	Run	Dilution Factor	Batch Number	Analyst	Lab	Prepared or Analyzed
Dissolved	Prep	3010A			604819	LKP	EET SL	03/23/23 14:19
Dissolved	Analysis	6010D		1	605060	LKP	EET SL	03/24/23 22:35
Dissolved	Prep	3005A			768859	BJB	EET SAV	03/20/23 09:01
Dissolved	Analysis	6010D		1	768929	BJB	EET SAV	03/21/23 19:38
Dissolved	Prep	3005A			768540	RR	EET SAV	03/20/23 09:01
Dissolved	Analysis	6020B		1	768945	BWR	EET SAV	03/21/23 16:31

Client Sample ID: AF56395

Lab Sample ID: 680-232195-20

Date Collected: 02/15/23 11:36

Matrix: Water

Date Received: 03/17/23 10:30

Prep Type	Batch Type	Batch Method	Run	Dilution Factor	Batch Number	Analyst	Lab	Prepared or Analyzed
Dissolved	Prep	3010A			604819	LKP	EET SL	03/23/23 14:19
Dissolved	Analysis	6010D		1	605060	LKP	EET SL	03/24/23 22:39
Dissolved	Prep	3005A			768859	BJB	EET SAV	03/20/23 09:01
Dissolved	Analysis	6010D		1	768929	BJB	EET SAV	03/21/23 19:42
Dissolved	Prep	3005A			768540	RR	EET SAV	03/20/23 09:01
Dissolved	Analysis	6020B		1	768945	BWR	EET SAV	03/21/23 16:35

Client Sample ID: AF56396

Lab Sample ID: 680-232195-21

Date Collected: 02/15/23 13:21

Matrix: Water

Date Received: 03/17/23 10:30

Prep Type	Batch Type	Batch Method	Run	Dilution Factor	Batch Number	Analyst	Lab	Prepared or Analyzed
Dissolved	Prep	3010A			604819	LKP	EET SL	03/23/23 14:19
Dissolved	Analysis	6010D		1	605060	LKP	EET SL	03/24/23 22:44
Dissolved	Prep	3005A			768859	BJB	EET SAV	03/20/23 09:01
Dissolved	Analysis	6010D		1	768929	BJB	EET SAV	03/21/23 19:51
Dissolved	Prep	3005A			768540	RR	EET SAV	03/20/23 09:01
Dissolved	Analysis	6020B		1	768945	BWR	EET SAV	03/21/23 16:54
Dissolved	Prep	3005A			768540	RR	EET SAV	03/20/23 09:01
Dissolved	Analysis	6020B		1	769014	BWR	EET SAV	03/22/23 08:24

Client Sample ID: AF56397

Lab Sample ID: 680-232195-22

Date Collected: 02/16/23 10:53

Matrix: Water

Date Received: 03/17/23 10:30

Prep Type	Batch Type	Batch Method	Run	Dilution Factor	Batch Number	Analyst	Lab	Prepared or Analyzed
Dissolved	Prep	3010A			604819	LKP	EET SL	03/23/23 14:19
Dissolved	Analysis	6010D		1	605060	LKP	EET SL	03/24/23 22:49
Dissolved	Prep	3005A			768859	BJB	EET SAV	03/20/23 09:01
Dissolved	Analysis	6010D		1	768929	BJB	EET SAV	03/21/23 19:45
Dissolved	Prep	3005A			768540	RR	EET SAV	03/20/23 09:01
Dissolved	Analysis	6020B		1	768945	BWR	EET SAV	03/21/23 16:46
Dissolved	Prep	3005A			768540	RR	EET SAV	03/20/23 09:01
Dissolved	Analysis	6020B		1	769014	BWR	EET SAV	03/22/23 08:16

Client Sample ID: AF56400

Lab Sample ID: 680-232195-23

Date Collected: 02/16/23 12:55

Matrix: Water

Date Received: 03/17/23 10:30

Prep Type	Batch Type	Batch Method	Run	Dilution Factor	Batch Number	Analyst	Lab	Prepared or Analyzed
Dissolved	Prep	3010A			604819	LKP	EET SL	03/23/23 14:19
Dissolved	Analysis	6010D		1	605060	LKP	EET SL	03/24/23 22:53
Dissolved	Prep	3005A			768859	BJB	EET SAV	03/20/23 09:01
Dissolved	Analysis	6010D		1	768929	BJB	EET SAV	03/21/23 19:48
Dissolved	Prep	3005A			768540	RR	EET SAV	03/20/23 09:01
Dissolved	Analysis	6020B		1	768945	BWR	EET SAV	03/21/23 16:50
Dissolved	Prep	3005A			768540	RR	EET SAV	03/20/23 09:01
Dissolved	Analysis	6020B		1	769014	BWR	EET SAV	03/22/23 08:20

Client Sample ID: AF56442

Lab Sample ID: 680-232195-24

Date Collected: 02/16/23 14:07

Matrix: Water

Date Received: 03/17/23 10:30

Prep Type	Batch Type	Batch Method	Run	Dilution Factor	Batch Number	Analyst	Lab	Prepared or Analyzed
Dissolved	Prep	3010A			604819	LKP	EET SL	03/23/23 14:19
Dissolved	Analysis	6010D		1	605060	LKP	EET SL	03/24/23 23:12

Client Sample ID: AF56442

Lab Sample ID: 680-232195-24

Date Collected: 02/16/23 14:07

Matrix: Water

Date Received: 03/17/23 10:30

Prep Type	Batch Type	Batch Method	Run	Dilution Factor	Batch Number	Analyst	Lab	Prepared or Analyzed
Dissolved	Prep	3005A			768859	BJB	EET SAV	03/20/23 09:01
Dissolved	Analysis	6010D		1	768929	BJB	EET SAV	03/21/23 19:55
Dissolved	Prep	3005A			768540	RR	EET SAV	03/20/23 09:01
Dissolved	Analysis	6020B		1	768945	BWR	EET SAV	03/21/23 16:58
Dissolved	Prep	3005A			768540	RR	EET SAV	03/20/23 09:01
Dissolved	Analysis	6020B		1	769014	BWR	EET SAV	03/22/23 08:28

Client Sample ID: AF56443

Lab Sample ID: 680-232195-25

Date Collected: 02/16/23 14:12

Matrix: Water

Date Received: 03/17/23 10:30

Prep Type	Batch Type	Batch Method	Run	Dilution Factor	Batch Number	Analyst	Lab	Prepared or Analyzed
Dissolved	Prep	3010A			604819	LKP	EET SL	03/23/23 14:19
Dissolved	Analysis	6010D		1	605060	LKP	EET SL	03/24/23 23:17
Dissolved	Prep	3005A			768859	BJB	EET SAV	03/20/23 09:01
Dissolved	Analysis	6010D		1	768929	BJB	EET SAV	03/21/23 19:58
Dissolved	Prep	3005A			768540	RR	EET SAV	03/20/23 09:01
Dissolved	Analysis	6020B		1	768945	BWR	EET SAV	03/21/23 17:02
Dissolved	Prep	3005A			768540	RR	EET SAV	03/20/23 09:01
Dissolved	Analysis	6020B		1	769014	BWR	EET SAV	03/22/23 08:32

Client Sample ID: AF56402

Lab Sample ID: 680-232195-26

Date Collected: 02/27/23 12:47

Matrix: Water

Date Received: 03/17/23 10:30

Prep Type	Batch Type	Batch Method	Run	Dilution Factor	Batch Number	Analyst	Lab	Prepared or Analyzed
Dissolved	Prep	3010A			604819	LKP	EET SL	03/23/23 14:19
Dissolved	Analysis	6010D		1	605060	LKP	EET SL	03/24/23 23:21
Dissolved	Prep	3005A			768859	BJB	EET SAV	03/20/23 09:01
Dissolved	Analysis	6010D		1	768929	BJB	EET SAV	03/21/23 20:01
Dissolved	Prep	3005A			768540	RR	EET SAV	03/20/23 09:01
Dissolved	Analysis	6020B		1	768945	BWR	EET SAV	03/21/23 17:06
Dissolved	Prep	3005A			768540	RR	EET SAV	03/20/23 09:01
Dissolved	Analysis	6020B		1	769014	BWR	EET SAV	03/22/23 08:36

Client Sample ID: AF56403

Lab Sample ID: 680-232195-27

Date Collected: 02/27/23 09:57

Matrix: Water

Date Received: 03/17/23 10:30

Prep Type	Batch Type	Batch Method	Run	Dilution Factor	Batch Number	Analyst	Lab	Prepared or Analyzed
Dissolved	Prep	3010A			604819	LKP	EET SL	03/23/23 14:19
Dissolved	Analysis	6010D		1	605060	LKP	EET SL	03/24/23 23:26
Dissolved	Prep	3005A			768859	BJB	EET SAV	03/20/23 09:01
Dissolved	Analysis	6010D		1	768929	BJB	EET SAV	03/21/23 20:04

Client Sample ID: AF56403

Lab Sample ID: 680-232195-27

Date Collected: 02/27/23 09:57

Matrix: Water

Date Received: 03/17/23 10:30

Prep Type	Batch Type	Batch Method	Run	Dilution Factor	Batch Number	Analyst	Lab	Prepared or Analyzed
Dissolved	Prep	3005A			768540	RR	EET SAV	03/20/23 09:01
Dissolved	Analysis	6020B		1	768945	BWR	EET SAV	03/21/23 17:10
Dissolved	Prep	3005A			768540	RR	EET SAV	03/20/23 09:01
Dissolved	Analysis	6020B		1	769014	BWR	EET SAV	03/22/23 08:40

Client Sample ID: AF56404

Lab Sample ID: 680-232195-28

Date Collected: 02/27/23 10:02

Matrix: Water

Date Received: 03/17/23 10:30

Prep Type	Batch Type	Batch Method	Run	Dilution Factor	Batch Number	Analyst	Lab	Prepared or Analyzed
Dissolved	Prep	3010A			604819	LKP	EET SL	03/23/23 14:19
Dissolved	Analysis	6010D		1	605060	LKP	EET SL	03/24/23 23:31
Dissolved	Prep	3005A			768859	BJB	EET SAV	03/20/23 09:01
Dissolved	Analysis	6010D		1	768929	BJB	EET SAV	03/21/23 20:08
Dissolved	Prep	3005A			768540	RR	EET SAV	03/20/23 09:01
Dissolved	Analysis	6020B		1	768945	BWR	EET SAV	03/21/23 17:14
Dissolved	Prep	3005A			768540	RR	EET SAV	03/20/23 09:01
Dissolved	Analysis	6020B		1	769014	BWR	EET SAV	03/22/23 08:43

Client Sample ID: AF56434

Lab Sample ID: 680-232195-29

Date Collected: 02/27/23 15:44

Matrix: Water

Date Received: 03/17/23 10:30

Prep Type	Batch Type	Batch Method	Run	Dilution Factor	Batch Number	Analyst	Lab	Prepared or Analyzed
Dissolved	Prep	3010A			604819	LKP	EET SL	03/23/23 14:19
Dissolved	Analysis	6010D		1	605060	LKP	EET SL	03/24/23 23:36
Dissolved	Prep	3005A			768859	BJB	EET SAV	03/20/23 09:01
Dissolved	Analysis	6010D		1	768929	BJB	EET SAV	03/21/23 20:17
Dissolved	Prep	3005A			768540	RR	EET SAV	03/20/23 09:01
Dissolved	Analysis	6020B		1	768945	BWR	EET SAV	03/21/23 17:18
Dissolved	Prep	3005A			768540	RR	EET SAV	03/20/23 09:01
Dissolved	Analysis	6020B		1	769014	BWR	EET SAV	03/22/23 08:47

Client Sample ID: AF56433

Lab Sample ID: 680-232195-30

Date Collected: 02/28/23 12:58

Matrix: Water

Date Received: 03/17/23 10:30

Prep Type	Batch Type	Batch Method	Run	Dilution Factor	Batch Number	Analyst	Lab	Prepared or Analyzed
Dissolved	Prep	3010A			604819	LKP	EET SL	03/23/23 14:19
Dissolved	Analysis	6010D		1	605060	LKP	EET SL	03/24/23 23:41
Dissolved	Prep	3005A			768859	BJB	EET SAV	03/20/23 09:01
Dissolved	Analysis	6010D		1	768929	BJB	EET SAV	03/21/23 20:21
Dissolved	Prep	3005A			768540	RR	EET SAV	03/20/23 09:01
Dissolved	Analysis	6020B		1	768945	BWR	EET SAV	03/21/23 17:22

Client Sample ID: AF56433

Lab Sample ID: 680-232195-30

Date Collected: 02/28/23 12:58

Matrix: Water

Date Received: 03/17/23 10:30

Prep Type	Batch Type	Batch Method	Run	Dilution Factor	Batch Number	Analyst	Lab	Prepared or Analyzed
Dissolved	Prep	3005A			768540	RR	EET SAV	03/20/23 09:01
Dissolved	Analysis	6020B		1	769014	BWR	EET SAV	03/22/23 09:03

Client Sample ID: AF56435

Lab Sample ID: 680-232195-31

Date Collected: 02/28/23 11:44

Matrix: Water

Date Received: 03/17/23 10:30

Prep Type	Batch Type	Batch Method	Run	Dilution Factor	Batch Number	Analyst	Lab	Prepared or Analyzed
Dissolved	Prep	3010A			604819	LKP	EET SL	03/23/23 14:19
Dissolved	Analysis	6010D		1	605060	LKP	EET SL	03/24/23 23:45
Dissolved	Prep	3005A			768859	BJB	EET SAV	03/20/23 09:01
Dissolved	Analysis	6010D		1	768929	BJB	EET SAV	03/21/23 20:24
Dissolved	Prep	3005A			768540	RR	EET SAV	03/20/23 09:01
Dissolved	Analysis	6020B		1	768945	BWR	EET SAV	03/21/23 17:33
Dissolved	Prep	3005A			768540	RR	EET SAV	03/20/23 09:01
Dissolved	Analysis	6020B		1	769014	BWR	EET SAV	03/22/23 09:07

Client Sample ID: AF56436

Lab Sample ID: 680-232195-32

Date Collected: 02/28/23 10:19

Matrix: Water

Date Received: 03/17/23 10:30

Prep Type	Batch Type	Batch Method	Run	Dilution Factor	Batch Number	Analyst	Lab	Prepared or Analyzed
Dissolved	Prep	3010A			604819	LKP	EET SL	03/23/23 14:19
Dissolved	Analysis	6010D		1	605060	LKP	EET SL	03/24/23 23:50
Dissolved	Prep	3005A			768859	BJB	EET SAV	03/20/23 09:01
Dissolved	Analysis	6010D		1	768929	BJB	EET SAV	03/21/23 20:30
Dissolved	Prep	3005A			768540	RR	EET SAV	03/20/23 09:01
Dissolved	Analysis	6020B		1	768945	BWR	EET SAV	03/21/23 17:41
Dissolved	Prep	3005A			768540	RR	EET SAV	03/20/23 09:01
Dissolved	Analysis	6020B		1	769014	BWR	EET SAV	03/22/23 09:15

Client Sample ID: AF56437

Lab Sample ID: 680-232195-33

Date Collected: 02/28/23 10:24

Matrix: Water

Date Received: 03/17/23 10:30

Prep Type	Batch Type	Batch Method	Run	Dilution Factor	Batch Number	Analyst	Lab	Prepared or Analyzed
Dissolved	Prep	3010A			604819	LKP	EET SL	03/23/23 14:19
Dissolved	Analysis	6010D		1	605060	LKP	EET SL	03/24/23 23:55
Dissolved	Prep	3005A			768859	BJB	EET SAV	03/20/23 09:01
Dissolved	Analysis	6010D		1	768929	BJB	EET SAV	03/21/23 20:27
Dissolved	Prep	3005A			768540	RR	EET SAV	03/20/23 09:01
Dissolved	Analysis	6020B		1	768945	BWR	EET SAV	03/21/23 17:37
Dissolved	Prep	3005A			768540	RR	EET SAV	03/20/23 09:01
Dissolved	Analysis	6020B		1	769014	BWR	EET SAV	03/22/23 09:11

Client Sample ID: AF56438

Lab Sample ID: 680-232195-34

Date Collected: 02/28/23 14:31

Matrix: Water

Date Received: 03/17/23 10:30

Prep Type	Batch Type	Batch Method	Run	Dilution Factor	Batch Number	Analyst	Lab	Prepared or Analyzed
Dissolved	Prep	3010A			604819	LKP	EET SL	03/23/23 14:19
Dissolved	Analysis	6010D		1	605060	LKP	EET SL	03/25/23 00:13
Dissolved	Prep	3005A			768608	RR	EET SAV	03/20/23 13:39
Dissolved	Analysis	6010D		1	768929	BJB	EET SAV	03/21/23 11:21
Dissolved	Prep	3005A			768613	RR	EET SAV	03/20/23 13:39
Dissolved	Analysis	6020B		1	768945	BWR	EET SAV	03/21/23 22:43

Client Sample ID: AF56409

Lab Sample ID: 680-232195-35

Date Collected: 03/06/23 12:14

Matrix: Water

Date Received: 03/17/23 10:30

Prep Type	Batch Type	Batch Method	Run	Dilution Factor	Batch Number	Analyst	Lab	Prepared or Analyzed
Dissolved	Prep	3010A			604819	LKP	EET SL	03/23/23 14:19
Dissolved	Analysis	6010D		1	605060	LKP	EET SL	03/25/23 00:18
Dissolved	Prep	3005A			768608	RR	EET SAV	03/20/23 13:39
Dissolved	Analysis	6010D		1	768929	BJB	EET SAV	03/21/23 11:24
Dissolved	Prep	3005A			768608	RR	EET SAV	03/20/23 13:39
Dissolved	Analysis	6010D		10	769167	BJB	EET SAV	03/22/23 12:16
Dissolved	Prep	3005A			768613	RR	EET SAV	03/20/23 13:39
Dissolved	Analysis	6020B		1	768945	BWR	EET SAV	03/21/23 22:47

Client Sample ID: AF56410

Lab Sample ID: 680-232195-36

Date Collected: 03/06/23 12:19

Matrix: Water

Date Received: 03/17/23 10:30

Prep Type	Batch Type	Batch Method	Run	Dilution Factor	Batch Number	Analyst	Lab	Prepared or Analyzed
Dissolved	Prep	3010A			604819	LKP	EET SL	03/23/23 14:19
Dissolved	Analysis	6010D		1	605060	LKP	EET SL	03/25/23 00:23
Dissolved	Prep	3005A			768608	RR	EET SAV	03/20/23 13:39
Dissolved	Analysis	6010D		1	768929	BJB	EET SAV	03/21/23 11:08
Dissolved	Prep	3005A			768608	RR	EET SAV	03/20/23 13:39
Dissolved	Analysis	6010D		10	769167	BJB	EET SAV	03/22/23 12:13
Dissolved	Prep	3005A			768613	RR	EET SAV	03/20/23 13:39
Dissolved	Analysis	6020B		1	768945	BWR	EET SAV	03/21/23 22:27

Client Sample ID: AF56411

Lab Sample ID: 680-232195-37

Date Collected: 03/06/23 11:08

Matrix: Water

Date Received: 03/17/23 10:30

Prep Type	Batch Type	Batch Method	Run	Dilution Factor	Batch Number	Analyst	Lab	Prepared or Analyzed
Dissolved	Prep	3010A			604820	LKP	EET SL	03/23/23 14:21
Dissolved	Analysis	6010D		1	605060	LKP	EET SL	03/25/23 00:37
Dissolved	Prep	3005A			768608	RR	EET SAV	03/20/23 13:39
Dissolved	Analysis	6010D		1	768929	BJB	EET SAV	03/21/23 11:37

Lab Chronicle

Client: South Carolina Public Service Authority
Project/Site: 125915/JM02.09.G01.1/36500

Job ID: 680-232195-1

Client Sample ID: AF56411

Lab Sample ID: 680-232195-37

Date Collected: 03/06/23 11:08

Matrix: Water

Date Received: 03/17/23 10:30

Prep Type	Batch Type	Batch Method	Run	Dilution Factor	Batch Number	Analyst	Lab	Prepared or Analyzed
Dissolved	Prep	3005A			768608	RR	EET SAV	03/20/23 13:39
Dissolved	Analysis	6010D		10	769167	BJB	EET SAV	03/22/23 12:19
Dissolved	Prep	3005A			768613	RR	EET SAV	03/20/23 13:39
Dissolved	Analysis	6020B		1	768945	BWR	EET SAV	03/21/23 23:02

Client Sample ID: AF56412

Lab Sample ID: 680-232195-38

Date Collected: 03/06/23 15:15

Matrix: Water

Date Received: 03/17/23 10:30

Prep Type	Batch Type	Batch Method	Run	Dilution Factor	Batch Number	Analyst	Lab	Prepared or Analyzed
Dissolved	Prep	3010A			604820	LKP	EET SL	03/23/23 14:21
Dissolved	Analysis	6010D		1	605060	LKP	EET SL	03/25/23 00:55
Dissolved	Prep	3005A			768608	RR	EET SAV	03/20/23 13:39
Dissolved	Analysis	6010D		1	768929	BJB	EET SAV	03/21/23 11:30
Dissolved	Prep	3005A			768613	RR	EET SAV	03/20/23 13:39
Dissolved	Analysis	6020B		1	768945	BWR	EET SAV	03/21/23 22:55

Client Sample ID: AF56413

Lab Sample ID: 680-232195-39

Date Collected: 03/06/23 13:41

Matrix: Water

Date Received: 03/17/23 10:30

Prep Type	Batch Type	Batch Method	Run	Dilution Factor	Batch Number	Analyst	Lab	Prepared or Analyzed
Dissolved	Prep	3010A			604820	LKP	EET SL	03/23/23 14:21
Dissolved	Analysis	6010D		1	605060	LKP	EET SL	03/25/23 01:18
Dissolved	Prep	3005A			768608	RR	EET SAV	03/20/23 13:39
Dissolved	Analysis	6010D		1	768929	BJB	EET SAV	03/21/23 11:27
Dissolved	Prep	3005A			768613	RR	EET SAV	03/20/23 13:39
Dissolved	Analysis	6020B		1	768945	BWR	EET SAV	03/21/23 22:51

Client Sample ID: AF56430

Lab Sample ID: 680-232195-40

Date Collected: 03/06/23 10:10

Matrix: Water

Date Received: 03/17/23 10:30

Prep Type	Batch Type	Batch Method	Run	Dilution Factor	Batch Number	Analyst	Lab	Prepared or Analyzed
Dissolved	Prep	3010A			604820	LKP	EET SL	03/23/23 14:21
Dissolved	Analysis	6010D		1	605060	LKP	EET SL	03/25/23 01:23
Dissolved	Prep	3005A			768608	RR	EET SAV	03/20/23 13:39
Dissolved	Analysis	6010D		1	768929	BJB	EET SAV	03/21/23 11:11
Dissolved	Prep	3005A			768613	RR	EET SAV	03/20/23 13:39
Dissolved	Analysis	6020B		1	768945	BWR	EET SAV	03/21/23 22:31

Client Sample ID: AF56406
Lab Sample ID: 680-232195-41

Date Collected: 03/09/23 10:29
Matrix: Water
Date Received: 03/17/23 10:30

Prep Type	Batch Type	Batch Method	Run	Dilution Factor	Batch Number	Analyst	Lab	Prepared or Analyzed
Dissolved	Prep	3010A			604820	LKP	EET SL	03/23/23 14:21
Dissolved	Analysis	6010D		1	605060	LKP	EET SL	03/25/23 01:28
Dissolved	Prep	3005A			768608	RR	EET SAV	03/20/23 13:39
Dissolved	Analysis	6010D		1	768929	BJB	EET SAV	03/21/23 11:40
Dissolved	Prep	3005A			768613	RR	EET SAV	03/20/23 13:39
Dissolved	Analysis	6020B		1	768945	BWR	EET SAV	03/21/23 23:06

Client Sample ID: AF56407
Lab Sample ID: 680-232195-42

Date Collected: 03/09/23 10:34
Matrix: Water
Date Received: 03/17/23 10:30

Prep Type	Batch Type	Batch Method	Run	Dilution Factor	Batch Number	Analyst	Lab	Prepared or Analyzed
Dissolved	Prep	3010A			604820	LKP	EET SL	03/23/23 14:21
Dissolved	Analysis	6010D		1	605060	LKP	EET SL	03/25/23 01:32
Dissolved	Prep	3005A			768608	RR	EET SAV	03/20/23 13:39
Dissolved	Analysis	6010D		1	768929	BJB	EET SAV	03/21/23 11:43
Dissolved	Prep	3005A			768613	RR	EET SAV	03/20/23 13:39
Dissolved	Analysis	6020B		1	768945	BWR	EET SAV	03/21/23 23:10

Client Sample ID: AF56418
Lab Sample ID: 680-232195-43

Date Collected: 03/09/23 12:07
Matrix: Water
Date Received: 03/17/23 10:30

Prep Type	Batch Type	Batch Method	Run	Dilution Factor	Batch Number	Analyst	Lab	Prepared or Analyzed
Dissolved	Prep	3010A			604820	LKP	EET SL	03/23/23 14:21
Dissolved	Analysis	6010D		1	605060	LKP	EET SL	03/25/23 01:37
Dissolved	Prep	3005A			768608	RR	EET SAV	03/20/23 13:39
Dissolved	Analysis	6010D		1	768929	BJB	EET SAV	03/21/23 11:34
Dissolved	Prep	3005A			768613	RR	EET SAV	03/20/23 13:39
Dissolved	Analysis	6020B		1	768945	BWR	EET SAV	03/21/23 22:59

Client Sample ID: AF56422
Lab Sample ID: 680-232195-44

Date Collected: 03/09/23 13:19
Matrix: Water
Date Received: 03/17/23 10:30

Prep Type	Batch Type	Batch Method	Run	Dilution Factor	Batch Number	Analyst	Lab	Prepared or Analyzed
Dissolved	Prep	3010A			604820	LKP	EET SL	03/23/23 14:21
Dissolved	Analysis	6010D		1	605060	LKP	EET SL	03/25/23 01:42
Dissolved	Prep	3005A			768608	RR	EET SAV	03/20/23 13:39
Dissolved	Analysis	6010D		1	768929	BJB	EET SAV	03/21/23 11:05
Dissolved	Prep	3005A			768613	RR	EET SAV	03/20/23 13:39
Dissolved	Analysis	6020B		1	768945	BWR	EET SAV	03/21/23 22:23

Laboratory References:

EET SAV = Eurofins Savannah, 5102 LaRoche Avenue, Savannah, GA 31404, TEL (912)354-7858

EET SL = Eurofins St. Louis, 13715 Rider Trail North, Earth City, MO 63045, TEL (314)298-8566

Contract Lab Info. TA-SAV Contract Lab Due Date (Lab Only). 3 / 28 / 23 Send report to lcwillia@santeecooper.com & sjbrown@santeecooper.com

Chain of Custody

santee cooper
Santee Cooper
One Riverwood Drive
Moncks Corner, SC 29461
Phone (843)761-8000 Ext. 5148
Fax. (843)761-4175

DISSOLVED

Customer Email/Report Recipient:	Date Results Needed by:	Project/Task/Unit #:	Rerun request for any flagged QC
LCWILLIA @santeecooper.com	/ /	125915 / JM02.09.G01.1 / 36500	(Yes) No

Analysis Group

Labworks ID # (Internal use only)	Sample Location/ Description	Collection Date	Collection Time	Sample Collector	Total # of containers	Bottle type: (Glass-G/Plastic-P)	Grab (G) or Composite (C)	Matrix(see below)	Preservative (see below)	Comments • Method # • Reporting limit • Misc. sample info • Any other notes	DISSOLVED METALS	SEE BELOW		
AF56421	WAP-21	3/1/23	1441	ZDM ML	1	P	G	GW	2	SEE SHEET FOR RLs	X	X		
24	WAP-24		1337							METHOD 6020				
39	WLF-A2-1		1022											
41	WLF-A2-2		1145											
AF56414	WAP-15	3/2/23	1246				G	GW						
23	WAP-23		0952											
28	WAP-27		1056											

680-232195 Chain of Custody

Relinquished by:	Employee#	Date	Time	Received by:	Employee #	Date	Time
[signature]	35594	3/16/23	1300	[signature]		3/17/23	10:30
Relinquished by:	Employee#	Date	Time	Received by:	Employee #	Date	Time
Relinquished by:	Employee#	Date	Time	Received by:	Employee #	Date	Time

Sample Receiving (Internal Use Only)
TEMP (°C): 12.3 Initial: 12.3
Correct pH: Yes No
Preservative Lot#:
Date/Time/Init for preservative:

☐ METALS (all)		
☒ Ag	☐ Cu	☒ Sb
☒ Al	☒ Fe	☒ Se
☒ As	☒ K	☐ Sn
☐ B	☒ Li	☐ Sr
☒ Ba	☒ Mg	☐ Ti
☒ Be	☐ Mn	☒ Tl
☒ Ca	☒ Mo	☐ V
☒ Cd	☒ Na	☒ Zn
☒ Co	☒ Ni	☐ Hg
☒ Cr	☒ Pb	☐ CrVI

Nutrients
☐ TOC
☐ DOC
☐ TP/TPO4
☐ NH3-N
☐ F
☐ Cl
☐ NO2
☐ Br
☐ NO3
☐ SO4

MISC.
☐ BTEX
☐ Naphthalene
☐ THM/HAA
☐ VOC
☐ Oil & Grease
☐ E. Coli
☐ Total Coliform
☐ pH
☐ Dissolved As
☐ Dissolved Fe
☐ Rad 226
☐ Rad 228
☐ PCB

Gypsum
☐ Wallboard Gypsum(*all below*)
☐ AIM
☐ TOC
☐ Total metals
☐ Soluble Metals
☐ Purity (CaSO4)
☐ % Moisture
☐ Sulfites
☐ pH
☐ Chlorides
☐ Particle Size
☐ Sulfur

Coal
☐ Ultimate
☐ % Moisture
☐ Ash
☐ Sulfur
☐ BTUs
☐ Volatile Matter
☐ CHN
Other Tests:
☐ XRF Scan
☐ HGI
☐ Fineness
☐ Particulate Matter

Flyash
☐ Ammonia
☐ LOI
☐ % Carbon
☐ Mineral Analysis
☐ Sieve
☐ % Moisture

NPDES
☐ Oil & Grease
☐ As
☐ TSS

Oil
☐ Trans. Oil Qual.
☐ %Moisture
☐ Color
☐ Acidity
☐ Dielectric Strength
☐ IFT
☐ Dissolved Gases
☐ Used Oil
☐ Flashpoint
☐ Metals in oil (As,Cd,Cr,Ni,Pb Hg)
☐ TX
☐ GOFER

Matrix codes GW-groundwater, DW-drinking water, SW-surface water, WW-waste water, BW-boiler water, L-limestone, Oil-oil, S-Soil, SL-solid, C-coal, G-gypsum, FA-flyash, BA-bottom ash, M-misc (describe in comment section)
Preservative code- 1=<4°C 2=HNO_3 3=H_2SO_4 4-HCl 5=$Na_2S_2O_3$ 6-Other (Specify)

Contract Lab Info. TA-SAV Contract Lab Due Date (Lab Only). 3 / 28 / 23 Send report to lcwillia@santeecooper.com & sjbrown@santeecooper.com

Chain of Custody

DISSOLVED

santee cooper
Santee Cooper
One Riverwood Drive
Moncks Corner SC 29461
Phone (843)761-8000 Ext. 5148
Fax. (843)761-4175

Customer Email/Report Recipient: LCWILLIA @santeecooper.com

Date Results Needed by: ___/___/___

Project/Task/Unit #: 125915 / JM02.09.G01.1 / 36500

Rerun request for any flagged QC (Yes) No

Analysis Group

Labworks ID # (Internal use only)	Sample Location/ Description	Collection Date	Collection Time	Sample Collector	Total # of containers	Bottle type: (Glass-G/Plastic-P)	Grab (G) or Composite (C)	Matrix(see below)	Preservative (see below)	Comments • Method # • Reporting limit • Misc. sample info • Any other notes	DISSOLVED METALS	SEE BELOW		
AF56419	WAP-19	3/7/23	1451	EDM ML		P	G	GW	2	SEE SHEET FOR RLS.	X			
25	WAP-25	"	1249	"		"	"	"	"	6020	"			
26	WAP-26	"	1022	"		"	"	"	"		"			
27	WAP-26D	"	1027	"		"	"	"	"		"			
AF56408	WAP-.3	3/8/23	1338	"		"	"	"	"		"			
15	WAP-16	"	1513	"		"	"	"	"		"			
6	WAP-7	"	1009	"		"	"	"	"		"			
7	WAP-17D	"	1014	"		"	"	"	"		"			
29	WAP-28	"	12.12	"		"	"	"	"		"			

Relinquished by:	Employee#	Date	Time	Received by:	Employee #	Date	Time
[signature]	35594	3/10/23	300				
Relinquished by:	**Employee#**	**Date**	**Time**	**Received by:**	**Employee #**	**Date**	**Time**
Relinquished by:	**Employee#**	**Date**	**Time**	**Received by:**	**Employee #**	**Date**	**Time**

Sample Receiving (Internal Use Only)
TEMP (°C):_____ **Initial:**_____
Correct pH: Yes No
Preservative Lot#:
Date/Time/Init for preservative:

☐ METALS (all)		
☒ Ag	☐ Cu	☒ Sb
☒ Al	☒ Fe	☒ Se
☒ As	☒ K	☐ Sn
☐ B	☒ Li	☐ Sr
☒ Ba	☒ Mg	☐ Ti
☒ Be	☐ Mn	☒ Tl
☒ Ca	☒ Mo	☐ V
☒ Cd	☒ Na	☒ Zn
☒ Co	☒ Ni	☐ Hg
☒ Cr	☒ Pb	☐ CrVI

Nutrients
- ☐ TOC
- ☐ DOC
- ☐ TP/TPO4
- ☐ NH3-N
- ☐ F
- ☐ Cl
- ☐ NO2
- ☐ Br
- ☐ NO3
- ☐ SO4

MISC.
- ☐ BTEX
- ☐ Naphthalene
- ☐ THM/HAA
- ☐ VOC
- ☐ Oil & Grease
- ☐ E. Coli
- ☐ Total Coliform
- ☐ pH
- ☐ Dissolved As
- ☐ Dissolved Fe
- ☐ Rad 226
- ☐ Rad 228
- ☐ PCB

Gypsum
- ☐ Wallboard Gypsum *(all below)*
- ☐ AIM
- ☐ TOC
- ☐ Total metals
- ☐ Soluble Metals
- ☐ Purity (CaSO4)
- ☐ % Moisture
- ☐ Sulfites
- ☐ pH
- ☐ Chlorides
- ☐ Particle Size
- ☐ Sulfur

Coal
- ☐ Ultimate
- ☐ % Moisture
- ☐ Ash
- ☐ Sulfur
- ☐ BTUs
- ☐ Volatile Matter
- ☐ CHN

Other Tests:
- ☐ XRF Scan
- ☐ HGI
- ☐ Fineness
- ☐ Particulate Matter

Flyash
- ☐ Ammonia
- ☐ LOI
- ☐ % Carbon
- ☐ Mineral Analysis
- ☐ Sieve
- ☐ % Moisture

NPDES
- ☐ Oil & Grease
- ☐ As
- ☐ TSS

Oil
- ☐ Trans. Oil Qual.
- ☐ %Moisture
- ☐ Color
- ☐ Acidity
- ☐ Dielectric Strength
- ☐ IFT
- ☐ Dissolved Gases
- ☐ Used Oil
- ☐ Flashpoint
- ☐ Metals in oil (As,Cd,Cr,Ni,Pb Hg)
- ☐ TX
- ☐ GOFER

Matrix codes: GW-groundwater, DW-drinking water, SW-surface water, WW-waste water, BW-boiler water, L-limestone, Oil-oil, S-Soil, SL-solid, C-coal, G-gypsum, FA-flyash, BA-bottom ash, M-misc (describe in comment section)
Preservative code- 1=<4°C 2=HNO_3 3=H_2SO_4 4-HCl 5=$Na_2S_2O_3$ 6-Other (Specify)

Contract Lab Info TA-SAV Contract Lab Due Date (Lab Only). 3 / 28 / 23 Send report to lcwillia@santeecooper.com & sjbrown@santeecooper.com

Chain of Custody

DISSOLVED

santee cooper
Santee Cooper
One Riverwood Drive
Moncks Corner SC 29461
Phone (843)761-8000 Ext. 5148
Fax. (843)761-4175

Customer Email/Report Recipient: LINDA.WILLIAMS@santeecooper.com

Date Results Needed by: ___/___/___

Project/Task/Unit #: 125915 / JM02.09.G01.1 / 36500

Rerun request for any flagged QC: (Yes) No

Analysis Group

Labworks ID # (Internal use only)	Sample Location/ Description	Collection Date	Collection Time	Sample Collector	Total # of containers	Bottle type: (Glass-G/Plastic-P)	Grab (G) or Composite (C)	Matrix(see below)	Preservative (see below)	Comments • Method # • Reporting limit • Misc sample info • Any other notes	DISSOLVED METALS SEE BELOW			
AF56394	WAP-1	2/14/23	1233	ZDM ML	1	P	G	GW	2	SEE SHEET FOR RLS	X	-		
31	WBW-1	"	1351	"	"	"	"	"	"	6020	"			
32	WBW-A1-1	"	1522	"	"	"	"	"	"		"			
AF56395	WAP-2	2/15/23	1136	"	"	"	"	"	"		"			
96	WAP-3	"	1321	"	"	"	"	"	"		"			
AF56397	WAP-4	2/16/23	1053	ZDM MDG	"	"	"	"	"		"			
400	WAP-7	"	1255	"	"	"	"	"	"		"			
442	WLF-A2-6	"	1407	"	"	"	"	"	"		"			
443	WLF-A2-6D	"	1412	"	"	"	"	"	"		"			

Relinquished by:	Employee#	Date	Time	Received by:	Employee #	Date	Time
[signature]	35594	3/16 23	1800				
Relinquished by:	**Employee#**	**Date**	**Time**	**Received by:**	**Employee #**	**Date**	**Time**
Relinquished by:	**Employee#**	**Date**	**Time**	**Received by:**	**Employee #**	**Date**	**Time**

Sample Receiving (Internal Use Only)
TEMP (°C):_____ Initial:_____
Correct pH: Yes No
Preservative Lot#:
Date/Time/Init for preservative:

☐ METALS (all)		
☒ Ag	☐ Cu	☒ Sb
☒ Al	☒ Fe	☒ Se
☒ As	☒ K	☐ Sn
☐ B	☒ Li	☐ Sr
☒ Ba	☒ Mg	☐ Ti
☒ Be	☐ Mn	☒ Tl
☒ Ca	☒ Mo	☐ V
☒ Cd	☒ Na	☒ Zn
☒ Co	☒ Ni	☐ Hg
☒ Cr	☒ Pb	☐ CrVI

Nutrients
☐ TOC
☐ DOC
☐ TP/TPO4
☐ NH3-N
☐ F
☐ Cl
☐ NO2
☐ Br
☐ NO3
☐ SO4

MISC.
☐ BTEX
☐ Naphthalene
☐ THM/HAA
☐ VOC
☐ Oil & Grease
☐ E. Coli
☐ Total Coliform
☐ pH
☐ Dissolved As
☐ Dissolved Fe
☐ Rad 226
☐ Rad 228
☐ PCB

Gypsum
☐ Wallboard Gypsum (*all below*)
☐ AIM
☐ TOC
☐ Total metals
☐ Soluble Metals
☐ Purity (CaSO4)
☐ % Moisture
☐ Sulfites
☐ pH
☐ Chlorides
☐ Particle Size
☐ Sulfur

Coal
☐ Ultimate
☐ % Moisture
☐ Ash
☐ Sulfur
☐ BTUs
☐ Volatile Matter
☐ CHN
Other Tests:
☐ XRF Scan
☐ HGI
☐ Fineness
☐ Particulate Matter

Flyash
☐ Ammonia
☐ LOI
☐ % Carbon
☐ Mineral Analysis
☐ Sieve
☐ % Moisture

NPDES
☐ Oil & Grease
☐ As
☐ TSS

Oil
☐ Trans. Oil Qual.
☐ %Moisture
☐ Color
☐ Acidity
☐ Dielectric Strength
☐ IFT
☐ Dissolved Gases
☐ Used Oil
☐ Flashpoint
☐ Metals in oil (As,Cd,Cr,Ni,Pb Hg)
☐ TX
☐ GOFER

Matrix codes GW-groundwater, DW-drinking water, SW-surface water, WW-waste water, BW-boiler water, L-limestone, Oil-oil, S-Soil, SL-solid, C-coal, G-gypsum, FA-flyash, BA-bottom ash, M-misc (describe in comment section)
Preservative code- 1=<4°C 2=HNO_3 3=H_2SO_4 4-HCl 5=$Na_2S_2O_3$ 6-Other (Specify)

Contract Lab Info. TA - SAV Contract Lab Due Date (Lab Only). 3 / 28 / 23 Send report to lcwillio@santeecooper.com & sjbrown@santeecooper.com

Chain of Custody

santee cooper
Santee Cooper
One Riverwood Drive
Moncks Corner, SC 29461
Phone: (843)761-8000 Ext. 5148
Fax. (843)761-4175

DISSOLVED

Customer Email/Report Recipient: LINDA.WILLIAMS@santeecooper.com

Date Results Needed by: ___/___/___

Project/Task/Unit #: 125915 / JM02.09.G01.1 / 36500

Rerun request for any flagged QC (Yes) No

Analysis Group

Labworks ID # (Internal use only)	Sample Location/ Description	Collection Date	Collection Time	Sample Collector	Total # of containers	Bottle type: (Glass-G/Plastic-P)	Grab (G) or Composite (C)	Matrix(see below)	Preservative (see below)	Comments • Method # • Reporting limit • Misc. sample info • Any other notes	DISSOLVED METALS	-SEE BELOW		
AF56402	WAP-9	2/27/23	1247	40ML	1	P	G	GW	2	SEE SHEET FOR RLS.	X			
03	WAP-10		0957							6020				
04	WAP-10D		1002											
434	WLF-A1-2		1544											
AF56433	WLF-A1-1	2/28/23	1258											
35	WLF-A1-3		1144											
36	WLF-AH-4		1019											
37	WLF-A1-4D		1024											
38	WLF-A1-5		1431											

Relinquished by:	Employee#	Date	Time	Received by:	Employee #	Date	Time
SJBrown	35594	3/16/23	1300				
Relinquished by:	**Employee#**	**Date**	**Time**	**Received by:**	**Employee #**	**Date**	**Time**
Relinquished by:	**Employee#**	**Date**	**Time**	**Received by:**	**Employee #**	**Date**	**Time**

Sample Receiving (Internal Use Only)
TEMP (°C):_____ Initial:_____
Correct pH: Yes No
Preservative Lot#:
Date/Time/Init for preservative:

☐ METALS (all)

☒ Ag	☐ Cu	☒ Sb
☒ Al	☒ Fe	☒ Se
☒ As	☒ K	☐ Sn
☐ B	☒ Li	☐ Sr
☒ Ba	☒ Mg	☐ Ti
☒ Be	☐ Mn	☒ Tl
☒ Ca	☒ Mo	☐ V
☒ Cd	☒ Na	☒ Zn
☒ Co	☒ Ni	☐ Hg
☒ Cr	☒ Pb	☐ CrVI

Nutrients
☐ TOC
☐ DOC
☐ TP/TPO4
☐ NH3-N
☐ F
☐ Cl
☐ NO2
☐ Br
☐ NO3
☐ SO4

MISC.
☐ BTEX
☐ Naphthalene
☐ THM/HAA
☐ VOC
☐ Oil & Grease
☐ E. Coli
☐ Total Coliform
☐ pH
☐ Dissolved As
☐ Dissolved Fe
☐ Rad 226
☐ Rad 228
☐ PCB

Gypsum
☐ Wallboard Gypsum(*all below*)
☐ AIM
☐ TOC
☐ Total metals
☐ Soluble Metals
☐ Purity (CaSO4)
☐ % Moisture
☐ Sulfites
☐ pH
☐ Chlorides
☐ Particle Size
☐ Sulfur

Coal
☐ Ultimate
☐ % Moisture
☐ Ash
☐ Sulfur
☐ BTUs
☐ Volatile Matter
☐ CHN
Other Tests:
☐ XRF Scan
☐ HGI
☐ Fineness
☐ Particulate Matter

Flyash
☐ Ammonia
☐ LOI
☐ % Carbon
☐ Mineral Analysis
☐ Sieve
☐ % Moisture

NPDES
☐ Oil & Grease
☐ As
☐ TSS

Oil
☐ Trans. Oil Qual.
☐ %Moisture
☐ Color
☐ Acidity
☐ Dielectric Strength
☐ IFT
☐ Dissolved Gases
☐ Used Oil
☐ Flashpoint
☐ Metals in oil (As,Cd,Cr,Ni,Pb Hg)
☐ TX
☐ GOFER

Matrix codes GW-groundwater, DW-drinking water, SW-surface water, WW-waste water, BW-boiler water, L-limestone, Oil-oil, S-Soil, SL-solid, C-coal, G-gypsum, FA-flyash, BA-bottom ash, M-misc (describe in comment section)
Preservative code- 1=<4°C 2=HNO_3 3=H_2SO_4 4-HCl 5=$Na_2S_2O_3$ 6-Other (Specify)

Contract Lab Info. TA-SAV Contract Lab Due Date (Lab Only). 3 / 28 / 23 Send report to lcwillia@santeecooper.com & sjbrown@santeecooper.com

Chain of Custody

DISSOLVED

santee cooper
Santee Cooper
One Riverwood Drive
Moncks Corner, SC 29461
Phone: (843)761-8000 Ext. 5148
Fax. (843)761-4175

Customer Email/Report Recipient: LCWILLIA @santeecooper.com

Date Results Needed by: ___/___/___

Project/Task/Unit #: .25915 / JM02 09. G01.1 / 36500

Rerun request for any flagged QC (Yes) No

Analysis Group

Labworks ID # (Internal use only)	Sample Location/ Description	Collection Date	Collection Time	Sample Collector	Total # of containers	Bottle type: (Glass-G/Plastic-P)	Grab (G) or Composite (C)	Matrix(see below)	Preservative (see below)	Comments • Method # • Reporting limit • Misc. sample info • Any other notes	D1 = DISSOLVED SEE BELOW			
AF56409	WAP-14	3/6/23	1214	EDM ML	1	P	G	GW	2	SEE SHEET FOR RLS.	X			
10	WAP-14D		1219							6020				
11	WAP-14A		1108											
12	WAP-14B		1515											
13	WAP-14C		1341											
30	WAP-29	"	1010	"	"	"	"	"	"					
AF56406	WAP-12	3/9/23	1029											
07	WAP-2D		1034											
18	WAP-8		1207											
22	WAP-22	"	1819	"	"	"	"	"	"					

Relinquished by:	Employee#	Date	Time	Received by:	Employee #	Date	Time
[signature]	35594	3/10/23	300				
Relinquished by:	**Employee#**	**Date**	**Time**	**Received by:**	**Employee #**	**Date**	**Time**
Relinquished by:	**Employee#**	**Date**	**Time**	**Received by:**	**Employee #**	**Date**	**Time**

Sample Receiving (Internal Use Only)
TEMP (°C):_____ **Initial:**_____
Correct pH: Yes No
Preservative Lot#:
Date/Time/Init for preservative:

☐ METALS (all)

☒ Ag	☐ Cu	☒ Sb
☒ Al	☒ Fe	☒ Se
☒ As	☒ K	☐ Sn
☐ B	☒ Li	☐ Sr
☒ Ba	☒ Mg	☐ Ti
☒ Be	☐ Mn	☒ Tl
☒ Ca	☒ Mo	☐ V
☒ Cd	☒ Na	☒ Zn
☒ Co	☒ Ni	☐ Hg
☒ Cr	☒ Pb	☐ CrVI

Nutrients
☐ TOC
☐ DOC
☐ TP/TPO4
☐ NH3-N
☐ F
☐ Cl
☐ NO2
☐ Br
☐ NO3
☐ SO4

MISC.
☐ BTEX
☐ Naphthalene
☐ THM/HAA
☐ VOC
☐ Oil & Grease
☐ E. Coli
☐ Total Coliform
☐ pH
☐ Dissolved As
☐ Dissolved Fe
☐ Rad 226
☐ Rad 228
☐ PCB

Gypsum
☐ Wallboard
☐ Gypsum(*all below*)
☐ AlM
☐ TOC
☐ Total metals
☐ Soluble Metals
☐ Purity (CaSO4)
☐ % Moisture
☐ Sulfites
☐ pH
☐ Chlorides
☐ Particle Size
☐ Sulfur

Coal
☐ Ultimate
☐ % Moisture
☐ Ash
☐ Sulfur
☐ BTUs
☐ Volatile Matter
☐ CHN
Other Tests:
☐ XRF Scan
☐ HGI
☐ Fineness
☐ Particulate Matter

Flyash
☐ Ammonia
☐ LOI
☐ % Carbon
☐ Mineral Analysis
☐ Sieve
☐ % Moisture

NPDES
☐ Oil & Grease
☐ As
☐ TSS

Oil
☐ Trans. Oil Qual.
☐ %Moisture
☐ Color
☐ Acidity
☐ Dielectric Strength
☐ IFT
☐ Dissolved Gases
☐ Used Oil
☐ Flashpoint
☐ Metals in oil (As,Cd,Cr,Ni,Pb Hg)
☐ TX
☐ GOFER

Matrix codes: GW-groundwater, DW-drinking water, SW-surface water, WW-waste water, BW-boiler water, L-limestone, Oil-oil, S-Soil, SL-solid, C-coal, G-gypsum, FA-flyash, BA-bottom ash, M-misc (describe in comment section)
Preservative code- 1=<4°C 2=HNO_3 3=H_2SO_4 4-HCl 5=$Na_2S_2O_3$ 6-Other (Specify)

Table of Reporting Limits for Groundwater Samples-- Metals Only

Analyte	Unit	GWPS/ MCL/ RSL	Reporting Limits best case
Aluminum	mg/L	0.05 to 0.2	---
Antimony	ug/L	6	5
Arsenic	ug/L	10	5
Arsenic Dissolved	ug/L	---	---
Barium	ug/L	2000	5
Beryllium	ug/L	4	0.5
Boron	ug/L	---	10 to 15
Cadmium	ug/L	5	0.5
Calcium	ug/L	---	0.1
Chromium	ug/L	100	5
Cobalt	ug/L	6	0.5
Copper	mg/L	1	---
Iron	ug/L	300	---
Lead	ug/L	15	1
Lithium	ug/L	40	5
Magnesium	ug/L	---	---
Mercury	ug/L	2	0.2
Molybdenum	ug/L	100	5
Nickel	ug/L	---	---
Potassium	mg/L	---	---
Selenium	ug/L	50	5
Sodium	mg/L	---	---
Thallium	ug/L	2	1
Zinc	ug/L	5000	---

Eurofins Savannah
5102 LaRoche Avenue
Savannah, GA 31404
Phone: 912-354-7858 Fax: 912-352-0165

Chain of Custody Record

eurofins | Environment Testing

Client Information (Sub Contract Lab)	Sampler:	Lab PM: Lanier, Jerry A	Carrier Tracking No(s):	COC No: 680-731060.1
Client Contact: Shipping/Receiving	Phone:	E-Mail: Jerry.Lanier@et.eurofinsus.com	State of Origin: South Carolina	Page: Page 1 of 5
Company: TestAmerica Laboratories, Inc.		Accreditations Required (See note): NELAP - Florida; State - South Carolina; State Program ...		Job #: 680-232195-1
Address: 13715 Rider Trail North, ,	Due Date Requested: 3/27/2023			
City: Earth City	TAT Requested (days):			
State, Zip: MO, 63045				
Phone: 314-298-8566(Tel) 314-298-8757(Fax)	PO #:			
Email:	WO #:			
Project Name: 125915/JM02.09.G01.1/36500	Project #: 68008190			
Site:	SSOW#:			

Analysis Requested

Preservation Codes:

A - HCL, B - NaOH, C - Zn Acetate, D - Nitric Acid, E - NaHSO4, F - MeOH, G - Amchlor, H - Ascorbic Acid, I - Ice, J - DI Water, K - EDTA, L - EDA, M - Hexane, N - None, O - AsNaO2, P - Na2O4S, Q - Na2SO3, R - Na2S2O3, S - H2SO4, T - TSP Dodecahydrate, U - Acetone, V - MCAA, W - pH 4-5, Y - Trizma, Z - other (specify), Other:

Sample Identification - Client ID (Lab ID)	Sample Date	Sample Time	Sample Type (C=Comp, G=grab)	Matrix (W=water, S=solid, O=waste/oil, BT=Tissue, A=Air)	Field Filtered Sample (Yes or No)	Perform MS/MSD (Yes or No)	6010D/FIELD_FLTRD (MOD) Diss.Lithium by ICP	Total Number of containers	Special Instructions/Note:
			Preservation Code:						
AF56421 (680-232195-1)	3/1/23	14:41 Eastern		Water			X	1	
AF56424 (680-232195-2)	3/1/23	13:37 Eastern		Water			X	1	
AF56439 (680-232195-3)	3/1/23	10:22 Eastern		Water			X	1	
AF56441 (680-232195-4)	3/1/23	11:45 Eastern		Water			X	1	
AF56414 (680-232195-5)	3/2/23	12:46 Eastern		Water			X	1	
AF56423 (680-232195-6)	3/2/23	09:52 Eastern		Water			X	1	
AF56428 (680-232195-7)	3/2/23	10:56 Eastern		Water			X	1	
AF56419 (680-232195-8)	3/7/23	14:51 Eastern		Water			X	1	
AF56425 (680-232195-9)	3/7/23	12:49 Eastern		Water			X	1	

Note: Since laboratory accreditations are subject to change, Eurofins Environment Testing Southeast, LLC places the ownership of method, analyte & accreditation compliance upon our subcontract laboratories. This sample shipment is forwarded under chain-of-custody. If the laboratory does not currently maintain accreditation in the State of Origin listed above for analysis/tests/matrix being analyzed, the samples must be shipped back to the Eurofins Environment Testing Southeast, LLC laboratory or other instructions will be provided. Any changes to accreditation status should be brought to Eurofins Environment Testing Southeast, LLC attention immediately. If all requested accreditations are current to date, return the signed Chain of Custody attesting to said compliance to Eurofins Environment Testing Southeast, LLC.

Possible Hazard Identification: Unconfirmed	Sample Disposal (A fee may be assessed if samples are retained longer than 1 month): ☐ Return To Client ☐ Disposal By Lab ☐ Archive For ____ Months
Deliverable Requested: I, II, III, IV, Other (specify) Primary Deliverable Rank: 1	Special Instructions/QC Requirements:

Empty Kit Relinquished by:	Date:	Time:	Method of Shipment:

	Relinquished by:	Date/Time:	Company	Received by:	Date/Time:	Company
	Relinquished by: FEDEX	Date/Time:	Company	Received by: Brenda Sharkey - Jazzakes	Date/Time: 3/22/23 0910	Company ETASTL
	Relinquished by:	Date/Time:	Company	Received by:	Date/Time:	Company

Custody Seals Intact: Δ Yes Δ No	Custody Seal No.:	Cooler Temperature(s) °C and Other Remarks:

Ver: 06/08/2021

Eurofins Savannah
5102 LaRoche Avenue
Savannah, GA 31404
Phone: 912-354-7858 Fax: 912-352-0165

Chain of Custody Record

eurofins | Environment Testing

Client Information (Sub Contract Lab)	Sampler:	Lab PM: Lanier, Jerry A	Carrier Tracking No(s):	COC No: 680-731060.2
Client Contact: Shipping/Receiving	Phone:	E-Mail: Jerry.Lanier@et.eurofinsus.com	State of Origin: South Carolina	Page: Page 2 of 5
Company: TestAmerica Laboratories, Inc.		Accreditations Required (See note): NELAP - Florida; State - South Carolina; State Program ...		Job #: 680-232195-1
Address: 13715 Rider Trail North, ,	Due Date Requested: 3/27/2023			
City: Earth City	TAT Requested (days):			
State, Zip: MO, 63045				
Phone: 314-298-8566(Tel) 314-298-8757(Fax)	PO #:			
Email:	WO #:			
Project Name: 125915/JM02.09.G01.1/36500	Project #: 68008190			
Site:	SSOW#:			

Analysis Requested

Preservation Codes:

A - HCL
B - NaOH
C - Zn Acetate
D - Nitric Acid
E - NaHSO4
F - MeOH
G - Amchlor
H - Ascorbic Acid
I - Ice
J - DI Water
K - EDTA
L - EDA
M - Hexane
N - None
O - AsNaO2
P - Na2O4S
Q - Na2SO3
R - Na2S2O3
S - H2SO4
T - TSP Dodecahydrate
U - Acetone
V - MCAA
W - pH 4-5
Y - Trizma
Z - other (specify)
Other:

Sample Identification - Client ID (Lab ID)	Sample Date	Sample Time	Sample Type (C=Comp, G=grab)	Matrix (W=water, S=solid, O=waste/oil, BT=Tissue, A=Air)	Field Filtered Sample (Yes or No)	Perform MS/MSD (Yes or No)	6010D/FIELD_FLTRD (MOD) Diss.Lithium by ICP	Total Number of containers	Special Instructions/Note:
			Preservation Code:						
AF56426 (680-232195-10)	3/7/23	10:22 Eastern		Water			X	1	
AF56427 (680-232195-11)	3/7/23	10:27 Eastern		Water			X	1	
AF56408 (680-232195-12)	3/8/23	13:38 Eastern		Water			X	1	
AF56415 (680-232195-13)	3/8/23	15:13 Eastern		Water			X	1	
AF56416 (680-232195-14)	3/8/23	10:09 Eastern		Water			X	1	
AF56417 (680-232195-15)	3/8/23	10:14 Eastern		Water			X	1	
AF56429 (680-232195-16)	3/8/23	12:12 Eastern		Water			X	1	
AF56394 (680-232195-17)	2/14/23	12:33 Eastern		Water			X	1	
AF56331 (680-232195-18)	2/14/23	13:51 Eastern		Water			X	1	

Note: Since laboratory accreditations are subject to change, Eurofins Environment Testing Southeast, LLC places the ownership of method, analyte & accreditation compliance upon our subcontract laboratories. This sample shipment is forwarded under chain-of-custody. If the laboratory does not currently maintain accreditation in the State of Origin listed above for analysis/tests/matrix being analyzed, the samples must be shipped back to the Eurofins Environment Testing Southeast, LLC laboratory or other instructions will be provided. Any changes to accreditation status should be brought to Eurofins Environment Testing Southeast, LLC attention immediately. If all requested accreditations are current to date, return the signed Chain of Custody attesting to said compliance to Eurofins Environment Testing Southeast, LLC.

Possible Hazard Identification *Unconfirmed*	***Sample Disposal (A fee may be assessed if samples are retained longer than 1 month)*** ☐ *Return To Client* ☐ *Disposal By Lab* ☐ *Archive For* ____ *Months*
Deliverable Requested: I, II, III, IV, Other (specify) Primary Deliverable Rank: 1	Special Instructions/QC Requirements:

Empty Kit Relinquished by:	Date:	Time:	Method of Shipment:

	Relinquished by:	Date/Time:	Company	Received by:	Date/Time:	Company
	Relinquished by: FEDEX	Date/Time:	Company	Received by: Diana Sharkey - Lancaster	Date/Time: 3/22/23 0910	Company ETAST
	Relinquished by:	Date/Time:	Company	Received by:	Date/Time:	Company

Custody Seals Intact: Δ Yes Δ No	Custody Seal No.:	Cooler Temperature(s) °C and Other Remarks:

Ver: 06/08/2021

Eurofins Savannah
5102 LaRoche Avenue
Savannah, GA 31404
Phone: 912-354-7858 Fax: 912-352-0165

Chain of Custody Record

eurofins | Environment Testing

Client Information (Sub Contract Lab)	Sampler:	Lab PM: Lanier, Jerry A	Carrier Tracking No(s):	COC No: 680-731060.3
Client Contact: Shipping/Receiving	Phone:	E-Mail: Jerry.Lanier@et.eurofinsus.com	State of Origin: South Carolina	Page: Page 3 of 5
Company: TestAmerica Laboratories, Inc.		Accreditations Required (See note): NELAP - Florida; State - South Carolina; State Program ...		Job #: 680-232195-1
Address: 13715 Rider Trail North, ,	Due Date Requested: 3/27/2023			
City: Earth City	TAT Requested (days):			
State, Zip: MO, 63045				
Phone: 314-298-8566(Tel) 314-298-8757(Fax)	PO #:			
Email:	WO #:			
Project Name: 125915/JM02.09.G01.1/36500	Project #: 68008190			
Site:	SSOW#:			

Analysis Requested

Preservation Codes:

A - HCL, B - NaOH, C - Zn Acetate, D - Nitric Acid, E - NaHSO4, F - MeOH, G - Amchlor, H - Ascorbic Acid, I - Ice, J - DI Water, K - EDTA, L - EDA, M - Hexane, N - None, O - AsNaO2, P - Na2O4S, Q - Na2SO3, R - Na2S2O3, S - H2SO4, T - TSP Dodecahydrate, U - Acetone, V - MCAA, W - pH 4-5, Y - Trizma, Z - other (specify)

Other:

Sample Identification - Client ID (Lab ID)	Sample Date	Sample Time	Sample Type (C=Comp, G=grab)	Matrix (W=water, S=solid, O=waste/oil, BT=Tissue, A=Air)	Field Filtered Sample (Yes or No)	Perform MS/MSD (Yes or No)	6010D/FIELD_FLTRD (MOD) Diss.Lithium by ICP	Total Number of containers	Special Instructions/Note:
			Preservation Code:						
AF56332 (680-232195-19)	2/14/23	15:22 Eastern		Water			X	1	
AF56395 (680-232195-20)	2/15/23	11:36 Eastern		Water			X	1	
AF56396 (680-232195-21)	2/15/23	13:21 Eastern		Water			X	1	
AF56397 (680-232195-22)	2/16/23	10:53 Eastern		Water			X	1	
AF56400 (680-232195-23)	2/16/23	12:55 Eastern		Water			X	1	
AF56442 (680-232195-24)	2/16/23	14:07 Eastern		Water			X	1	
AF56443 (680-232195-25)	2/16/23	14:12 Eastern		Water			X	1	
AF56402 (680-232195-26)	2/27/23	12:47 Eastern		Water			X	1	
AF56403 (680-232195-27)	2/27/23	09:57 Eastern		Water			X	1	

Note: Since laboratory accreditations are subject to change, Eurofins Environment Testing Southeast, LLC places the ownership of method, analyte & accreditation compliance upon our subcontract laboratories. This sample shipment is forwarded under chain-of-custody. If the laboratory does not currently maintain accreditation in the State of Origin listed above for analysis/tests/matrix being analyzed, the samples must be shipped back to the Eurofins Environment Testing Southeast, LLC laboratory or other instructions will be provided. Any changes to accreditation status should be brought to Eurofins Environment Testing Southeast, LLC attention immediately. If all requested accreditations are current to date, return the signed Chain of Custody attesting to said compliance to Eurofins Environment Testing Southeast, LLC.

Possible Hazard Identification: Unconfirmed	Sample Disposal (A fee may be assessed if samples are retained longer than 1 month): ☐ Return To Client ☐ Disposal By Lab ☐ Archive For _____ Months
Deliverable Requested: I, II, III, IV, Other (specify) Primary Deliverable Rank: 1	Special Instructions/QC Requirements:

Empty Kit Relinquished by:	Date:	Time:	Method of Shipment:

	Relinquished by:	Date/Time:	Company	Received by:	Date/Time:	Company
	Relinquished by: FEDEX	Date/Time:	Company	Received by: Briana Sharkey -	Date/Time: 3/22/23 0910	Company ETASTL
	Relinquished by:	Date/Time:	Company	Received by:	Date/Time:	Company

Custody Seals Intact: Δ Yes Δ No	Custody Seal No.:	Cooler Temperature(s) °C and Other Remarks:

Ver: 06/08/2021

Eurofins Savannah
5102 LaRoche Avenue
Savannah, GA 31404
Phone: 912-354-7858 Fax: 912-352-0165

Chain of Custody Record

eurofins | Environment Testing

Client Information (Sub Contract Lab)	Sampler:	Lab PM: Lanier, Jerry A	Carrier Tracking No(s):	COC No: 680-731060.4
Client Contact: Shipping/Receiving	Phone:	E-Mail: Jerry.Lanier@et.eurofinsus.com	State of Origin: South Carolina	Page: Page 4 of 5
Company: TestAmerica Laboratories, Inc.		Accreditations Required (See note): NELAP - Florida; State - South Carolina; State Program ...		Job #: 680-232195-1
Address: 13715 Rider Trail North, ,	Due Date Requested: 3/27/2023			
City: Earth City	TAT Requested (days):			
State, Zip: MO, 63045				
Phone: 314-298-8566(Tel) 314-298-8757(Fax)	PO #:			
Email:	WO #:			
Project Name: 125915/JM02.09.G01.1/36500	Project #: 68008190			
Site:	SSOW#:			

Analysis Requested

Preservation Codes:

A - HCL, B - NaOH, C - Zn Acetate, D - Nitric Acid, E - NaHSO4, F - MeOH, G - Amchlor, H - Ascorbic Acid, I - Ice, J - DI Water, K - EDTA, L - EDA, M - Hexane, N - None, O - AsNaO2, P - Na2O4S, Q - Na2SO3, R - Na2S2O3, S - H2SO4, T - TSP Dodecahydrate, U - Acetone, V - MCAA, W - pH 4-5, Y - Trizma, Z - other (specify)

Other:

Sample Identification - Client ID (Lab ID)	Sample Date	Sample Time	Sample Type (C=Comp, G=grab)	Matrix (W=water, S=solid, O=waste/oil, BT=Tissue, A=Air)	Field Filtered Sample (Yes or No)	Perform MS/MSD (Yes or No)	6010D/FIELD_FLTRD (MOD) Diss. Lithium by ICP	Total Number of containers	Special Instructions/Note:
			Preservation Code:						
AF56404 (680-232195-28)	2/27/23	10:02 Eastern		Water			X	1	
AF56434 (680-232195-29)	2/27/23	15:44 Eastern		Water			X	1	
AF56433 (680-232195-30)	2/28/23	12:58 Eastern		Water			X	1	
AF56435 (680-232195-31)	2/28/23	11:44 Eastern		Water			X	1	
AF56436 (680-232195-32)	2/28/23	10:19 Eastern		Water			X	1	
AF56437 (680-232195-33)	2/28/23	10:24 Eastern		Water			X	1	
AF56438 (680-232195-34)	2/28/23	14:31 Eastern		Water			X	1	
AF56409 (680-232195-35)	3/6/23	12:14 Eastern		Water			X	1	
AF56410 (680-232195-36)	3/6/23	12:19 Eastern		Water			X	1	

Note: Since laboratory accreditations are subject to change, Eurofins Environment Testing Southeast, LLC places the ownership of method, analyte & accreditation compliance upon our subcontract laboratories. This sample shipment is forwarded under chain-of-custody. If the laboratory does not currently maintain accreditation in the State of Origin listed above for analysis/tests/matrix being analyzed, the samples must be shipped back to the Eurofins Environment Testing Southeast, LLC laboratory or other instructions will be provided. Any changes to accreditation status should be brought to Eurofins Environment Testing Southeast, LLC attention immediately. If all requested accreditations are current to date, return the signed Chain of Custody attesting to said compliance to Eurofins Environment Testing Southeast, LLC.

Possible Hazard Identification: Unconfirmed	Sample Disposal (A fee may be assessed if samples are retained longer than 1 month): ☐ Return To Client ☐ Disposal By Lab ☐ Archive For ____ Months
Deliverable Requested: I, II, III, IV, Other (specify) Primary Deliverable Rank: 1	Special Instructions/QC Requirements:

Empty Kit Relinquished by:	Date:	Time:	Method of Shipment:

	Relinquished by:	Date/Time:	Company	Received by:	Date/Time:	Company
	Relinquished by: FEDEX	Date/Time:	Company	Received by: Briana Sharkey	Date/Time: 3/22/23 0910	Company ETAST
	Relinquished by:	Date/Time:	Company	Received by:	Date/Time:	Company

Custody Seals Intact: Δ Yes Δ No	Custody Seal No.:	Cooler Temperature(s) °C and Other Remarks:

Ver: 06/08/2021

Eurofins Savannah
5102 LaRoche Avenue
Savannah, GA 31404
Phone: 912-354-7858 Fax: 912-352-0165

Chain of Custody Record

eurofins | Environment Testing

Client Information (Sub Contract Lab)	Sampler:	Lab PM: Lanier, Jerry A	Carrier Tracking No(s):	COC No: 680-731060.5
Client Contact: Shipping/Receiving	Phone:	E-Mail: Jerry.Lanier@et.eurofinsus.com	State of Origin: South Carolina	Page: Page 5 of 5
Company: TestAmerica Laboratories, Inc.		Accreditations Required (See note): NELAP - Florida; State - South Carolina; State Program ...		Job #: 680-232195-1
Address: 13715 Rider Trail North, ,	Due Date Requested: 3/27/2023			
City: Earth City	TAT Requested (days):			
State, Zip: MO, 63045				
Phone: 314-298-8566(Tel) 314-298-8757(Fax)	PO #:			
Email:	WO #:			
Project Name: 125915/JM02.09.G01.1/36500	Project #: 68008190			
Site:	SSOW#:			

Analysis Requested

Preservation Codes:

A - HCL, B - NaOH, C - Zn Acetate, D - Nitric Acid, E - NaHSO4, F - MeOH, G - Amchlor, H - Ascorbic Acid, I - Ice, J - DI Water, K - EDTA, L - EDA, M - Hexane, N - None, O - AsNaO2, P - Na2O4S, Q - Na2SO3, R - Na2S2O3, S - H2SO4, T - TSP Dodecahydrate, U - Acetone, V - MCAA, W - pH 4-5, Y - Trizma, Z - other (specify)

Other:

Sample Identification - Client ID (Lab ID)	Sample Date	Sample Time	Sample Type (C=comp, G=grab)	Matrix (W=water, S=solid, O=waste/oil, BT=Tissue, A=Air)	Field Filtered Sample (Yes or No)	Perform MS/MSD (Yes or No)	6010D/FIELD_FLTRD (MOD) Diss.-Lithium by ICP	Total Number of containers	Special Instructions/Note:
			Preservation Code:						
AF56411 (680-232195-37)	3/6/23	11:08 Eastern		Water			X	1	
AF56412 (680-232195-38)	3/6/23	15:15 Eastern		Water			X	1	
AF56413 (680-232195-39)	3/6/23	13:41 Eastern		Water			X	1	
AF56430 (680-232195-40)	3/6/23	10:10 Eastern		Water			X	1	
AF56406 (680-232195-41)	3/9/23	10:29 Eastern		Water			X	1	
AF56407 (680-232195-42)	3/9/23	10:34 Eastern		Water			X	1	
AF56418 (680-232195-43)	3/9/23	12:07 Eastern		Water			X	1	
AF56422 (680-232195-44)	3/9/23	13:19 Eastern		Water			X	1	
								44	

Note: Since laboratory accreditations are subject to change, Eurofins Environment Testing Southeast, LLC places the ownership of method, analyte & accreditation compliance upon our subcontract laboratories. This sample shipment is forwarded under chain-of-custody. If the laboratory does not currently maintain accreditation in the State of Origin listed above for analysis/tests/matrix being analyzed, the samples must be shipped back to the Eurofins Environment Testing Southeast, LLC laboratory or other instructions will be provided. Any changes to accreditation status should be brought to Eurofins Environment Testing Southeast, LLC attention immediately. If all requested accreditations are current to date, return the signed Chain of Custody attesting to said compliance to Eurofins Environment Testing Southeast, LLC.

Possible Hazard Identification *Unconfirmed*	***Sample Disposal (A fee may be assessed if samples are retained longer than 1 month)*** ☐ *Return To Client* ☐ *Disposal By Lab* ☐ *Archive For* ____ *Months*
Deliverable Requested: I, II, III, IV, Other (specify) Primary Deliverable Rank: 1	Special Instructions/QC Requirements:

Empty Kit Relinquished by:	Date:	Time:	Method of Shipment:

	Relinquished by:	Date/Time:	Company	Received by:	Date/Time:	Company
	Relinquished by: FEDEX	Date/Time:	Company	Received by: Briana Bradley-Gonzalez	Date/Time: 3/22/23 09	Company: O ETAST
	Relinquished by:	Date/Time:	Company	Received by:	Date/Time:	Company

Custody Seals Intact: Δ Yes Δ No	Custody Seal No.:	Cooler Temperature(s) °C and Other Remarks:

Ver: 06/08/2021

Login Sample Receipt Checklist

Client: South Carolina Public Service Authority

Job Number: 680-232195-1

Login Number: 232195

List Source: Eurofins Savannah

List Number: 1

Creator: Givens, Keshia

Question	Answer	Comment
Radioactivity wasn't checked or is </= background as measured by a survey meter.	N/A	
The cooler's custody seal, if present, is intact.	True	
Sample custody seals, if present, are intact.	True	
The cooler or samples do not appear to have been compromised or tampered with.	True	
Samples were received on ice.	True	
Cooler Temperature is acceptable.	True	
Cooler Temperature is recorded.	True	
COC is present.	True	
COC is filled out in ink and legible.	True	
COC is filled out with all pertinent information.	True	
Is the Field Sampler's name present on COC?	True	
There are no discrepancies between the containers received and the COC.	N/A	
Samples are received within Holding Time (excluding tests with immediate HTs)	True	
Sample containers have legible labels.	True	
Containers are not broken or leaking.	True	
Sample collection date/times are provided.	True	
Appropriate sample containers are used.	True	
Sample bottles are completely filled.	True	
Sample Preservation Verified.	N/A	
There is sufficient vol. for all requested analyses, incl. any requested MS/MSDs	True	
Containers requiring zero headspace have no headspace or bubble is <6mm (1/4").	N/A	
Multiphasic samples are not present.	True	
Samples do not require splitting or compositing.	True	
Residual Chlorine Checked.	N/A	

Login Sample Receipt Checklist

Client: South Carolina Public Service Authority

Job Number: 680-232195-1

Login Number: 232195
List Number: 2
Creator: Sharkey-Gonzalez, Briana L

List Source: Eurofins St. Louis
List Creation: 03/22/23 01:48 PM

Question	Answer	Comment
Radioactivity wasn't checked or is </= background as measured by a survey meter.	True	
The cooler's custody seal, if present, is intact.	True	
Sample custody seals, if present, are intact.	True	
The cooler or samples do not appear to have been compromised or tampered with.	True	
Samples were received on ice.	N/A	
Cooler Temperature is acceptable.	True	
Cooler Temperature is recorded.	True	
COC is present.	True	
COC is filled out in ink and legible.	True	
COC is filled out with all pertinent information.	True	
Is the Field Sampler's name present on COC?	True	
There are no discrepancies between the containers received and the COC.	True	
Samples are received within Holding Time (excluding tests with immediate HTs)	True	
Sample containers have legible labels.	True	
Containers are not broken or leaking.	True	
Sample collection date/times are provided.	True	
Appropriate sample containers are used.	True	
Sample bottles are completely filled.	True	
Sample Preservation Verified.	True	
There is sufficient vol. for all requested analyses, incl. any requested MS/MSDs	True	
Containers requiring zero headspace have no headspace or bubble is <6mm (1/4").	True	
Multiphasic samples are not present.	True	
Samples do not require splitting or compositing.	True	
Residual Chlorine Checked.	N/A	

Accreditation/Certification Summary

Client: South Carolina Public Service Authority
Job ID: 680-232195-1
Project/Site: 125915/JM02.09.G01.1/36500

Laboratory: Eurofins Savannah

The accreditations/certifications listed below are applicable to this report.

Authority	Program	Identification Number	Expiration Date
South Carolina	State	98001	06-30-23

Laboratory: Eurofins St. Louis

All accreditations/certifications held by this laboratory are listed. Not all accreditations/certifications are applicable to this report.

Authority	Program	Identification Number	Expiration Date
Alaska (UST)	State	20-001	05-06-25
ANAB	Dept. of Defense ELAP	L2305	04-06-25
ANAB	Dept. of Energy	L2305.01	04-06-25
ANAB	ISO/IEC 17025	L2305	04-06-25
Arizona	State	AZ0813	12-08-23
California	Los Angeles County Sanitation Districts	10259	06-30-22 *
California	State	2886	06-30-23
Connecticut	State	PH-0241	03-31-23
Florida	NELAP	E87689	06-30-23
HI - RadChem Recognition	State	n/a	06-30-23
Illinois	NELAP	200023	11-30-23
Iowa	State	373	12-01-24
Kansas	NELAP	E-10236	10-31-23
Kentucky (DW)	State	KY90125	12-31-23
Kentucky (WW)	State	KY90125 (Permit KY0004049)	12-31-23
Louisiana (All)	NELAP	04080	06-30-23
Louisiana (DW)	State	LA011	12-31-23
Maryland	State	310	09-30-23
MI - RadChem Recognition	State	9005	06-30-23
Missouri	State	780	06-30-25
Nevada	State	MO000542020-1	07-31-23
New Jersey	NELAP	MO002	06-30-23
New York	NELAP	11616	04-01-23
North Carolina (DW)	State	29700	07-31-23
North Dakota	State	R-207	06-30-23
Oklahoma	NELAP	9997	08-31-23
Oregon	NELAP	4157	09-01-23
Pennsylvania	NELAP	68-00540	02-28-24
South Carolina	State	85002001	06-30-23
Texas	NELAP	T104704193	07-31-23
US Fish & Wildlife	US Federal Programs	058448	07-31-23
USDA	US Federal Programs	P330-17-00028	06-11-23
Utah	NELAP	MO000542021-14	07-31-23
Virginia	NELAP	10310	06-14-24
Washington	State	C592	08-30-23
West Virginia DEP	State	381	10-31-23

* Accreditation/Certification renewal pending - accreditation/certification considered valid.

eurofins | Environment Testing

ANALYTICAL REPORT

PREPARED FOR

Attn: Linda Williams
South Carolina Public Service Authority
Santee Cooper
PO BOX 2946101
Moncks Corner, South Carolina 29461-2901

Generated 3/28/2023 6:36:20 PM

JOB DESCRIPTION

125915/JM02.09.G01.1/36500

JOB NUMBER

680-232196-1

Eurofins Savannah
5102 LaRoche Avenue
Savannah GA 31404

See page two for job notes and contact information.

my EOL

Job Notes

The test results in this report meet NELAP requirements for parameters for which accreditation is required or available. Any exceptions to the NELAP requirements are noted. Results pertain only to samples listed in this report. This report may not be reproduced, except in full, without the written approval of the laboratory. Questions should be directed to the person who signed this report.

The test results in this report relate only to the samples as received by the laboratory and will meet all requirements of the methodology, with any exceptions noted. This report shall not be reproduced except in full, without the express written approval of the laboratory. All questions should be directed to the Eurofins Environment Testing Southeast, LLC Project Manager.

Authorization



Generated
3/28/2023 6:36:20 PM

Authorized for release by
Jerry Lanier, Project Manager I
Jerry.Lanier@et.eurofinsus.com
(912)250-0281

Table of Contents

Cover Page 1
Table of Contents 3
Case Narrative 4
Sample Summary 5
Method Summary 6
Definitions 7
Detection Summary 8
Client Sample Results 24
QC Sample Results 68
QC Association 82
Chronicle 93
Chain of Custody 108
Receipt Checklists 119
Certification Summary 121

Job ID: 680-232196-1

Laboratory: Eurofins Savannah

Narrative

Job Narrative
680-232196-1

Receipt
The samples were received on 3/17/2023 10:30 AM. Unless otherwise noted below, the samples arrived in good condition, and, where required, properly preserved and on ice. The temperature of the cooler at receipt time was 18.3°C

Metals
Method 6010D: preparation batch 160-604815 Elevated reporting limits are provided for the following sample due to insufficient sample provided for preparation: AF56407 (680-232196-26).

No additional analytical or quality issues were noted, other than those described above or in the Definitions/ Glossary page.

Sample Summary

Client: South Carolina Public Service Authority
Project/Site: 125915/JM02.09.G01.1/36500

Job ID: 680-232196-1

Lab Sample ID	Client Sample ID	Matrix	Collected	Received
680-232196-1	AF56394	Water	02/14/23 12:33	03/17/23 10:30
680-232196-2	AF56331	Water	02/14/23 13:51	03/17/23 10:30
680-232196-3	AF56332	Water	02/14/23 15:22	03/17/23 10:30
680-232196-4	AF56395	Water	02/15/23 11:36	03/17/23 10:30
680-232196-5	AF56396	Water	02/15/23 13:21	03/17/23 10:30
680-232196-6	AF56397	Water	02/16/23 10:53	03/17/23 10:30
680-232196-7	AF56400	Water	02/16/23 12:55	03/17/23 10:30
680-232196-8	AF56442	Water	02/16/23 14:07	03/17/23 10:30
680-232196-9	AF56443	Water	02/16/23 14:12	03/17/23 10:30
680-232196-10	AF56402	Water	02/27/23 12:47	03/17/23 10:30
680-232196-11	AF56403	Water	02/27/23 09:57	03/17/23 10:30
680-232196-12	AF56404	Water	02/27/23 10:02	03/17/23 10:30
680-232196-13	AF56434	Water	02/27/23 15:44	03/17/23 10:30
680-232196-14	AF56433	Water	02/28/23 12:58	03/17/23 10:30
680-232196-15	AF56435	Water	02/28/23 11:44	03/17/23 10:30
680-232196-16	AF56436	Water	02/28/23 10:19	03/17/23 10:30
680-232196-17	AF56437	Water	02/28/23 10:24	03/17/23 10:30
680-232196-18	AF56438	Water	02/28/23 14:31	03/17/23 10:30
680-232196-19	AF56409	Water	03/06/23 12:14	03/17/23 10:30
680-232196-20	AF56410	Water	03/06/23 12:19	03/17/23 10:30
680-232196-21	AF56411	Water	03/06/23 11:08	03/17/23 10:30
680-232196-22	AF56412	Water	03/06/23 15:15	03/17/23 10:30
680-232196-23	AF56413	Water	03/06/23 13:41	03/17/23 10:30
680-232196-24	AF56430	Water	03/06/23 10:10	03/17/23 10:30
680-232196-25	AF56406	Water	03/09/23 10:29	03/17/23 10:30
680-232196-26	AF56407	Water	03/09/23 10:34	03/17/23 10:30
680-232196-27	AF56418	Water	03/09/23 12:07	03/17/23 10:30
680-232196-28	AF56422	Water	03/09/23 13:19	03/17/23 10:30
680-232196-29	AF56419	Water	03/07/23 14:51	03/17/23 10:30
680-232196-30	AF56425	Water	03/07/23 12:49	03/17/23 10:30
680-232196-31	AF56426	Water	03/07/23 10:22	03/17/23 10:30
680-232196-32	AF56427	Water	03/07/23 10:27	03/17/23 10:30
680-232196-33	AF56408	Water	03/08/23 13:38	03/17/23 10:30
680-232196-34	AF56415	Water	03/08/23 15:13	03/17/23 10:30
680-232196-35	AF56416	Water	03/08/23 10:09	03/17/23 10:30
680-232196-36	AF56417	Water	03/08/23 10:14	03/17/23 10:30
680-232196-37	AF56429	Water	03/08/23 12:12	03/17/23 10:30
680-232196-38	AF56421	Water	03/01/23 14:41	03/17/23 10:30
680-232196-39	AF56428	Water	03/01/23 13:37	03/17/23 10:30
680-232196-40	AF56439	Water	03/01/23 10:22	03/17/23 10:30
680-232196-41	AF56441	Water	03/01/23 11:45	03/17/23 10:30
680-232196-42	AF56414	Water	03/02/23 12:46	03/17/23 10:30
680-232196-43	AF56423	Water	03/02/23 10:56	03/17/23 10:30
680-232196-44	AF56428	Water	03/02/23 00:00	03/17/23 10:30

Method Summary

Client: South Carolina Public Service Authority
Project/Site: 125915/JM02.09.G01.1/36500

Job ID: 680-232196-1

Method	Method Description	Protocol	Laboratory
6010D	Metals (ICP)	SW846	EET SAV
6010D	Metals (ICP)	SW846	EET SL
6020B	Metals (ICP/MS)	SW846	EET SAV
7470A	Mercury (CVAA)	SW846	EET SAV
3005A	Preparation, Total Recoverable or Dissolved Metals	SW846	EET SAV
3010A	Preparation, Total Metals	SW846	EET SL
7470A	Preparation, Mercury	SW846	EET SAV

Protocol References:

SW846 = "Test Methods For Evaluating Solid Waste, Physical/Chemical Methods", Third Edition, November 1986 And Its Updates.

Laboratory References:

EET SAV = Eurofins Savannah, 5102 LaRoche Avenue, Savannah, GA 31404, TEL (912)354-7858

EET SL = Eurofins St. Louis, 13715 Rider Trail North, Earth City, MO 63045, TEL (314)298-8566

Client: South Carolina Public Service Authority
Project/Site: 125915/JM02.09.G01.1/36500

Job ID: 680-232196-1

Qualifiers

Metals

Qualifier	Qualifier Description
4	MS, MSD: The analyte present in the original sample is greater than 4 times the matrix spike concentration; therefore, control limits are not applicable.
F1	MS and/or MSD recovery exceeds control limits.
F2	MS/MSD RPD exceeds control limits
H	Sample was prepped or analyzed beyond the specified holding time
H3	Sample was received and analyzed past holding time.
U	Indicates the analyte was analyzed for but not detected.

Glossary

Abbreviation	These commonly used abbreviations may or may not be present in this report.
¤	Listed under the "D" column to designate that the result is reported on a dry weight basis
%R	Percent Recovery
CFL	Contains Free Liquid
CFU	Colony Forming Unit
CNF	Contains No Free Liquid
DER	Duplicate Error Ratio (normalized absolute difference)
Dil Fac	Dilution Factor
DL	Detection Limit (DoD/DOE)
DL, RA, RE, IN	Indicates a Dilution, Re-analysis, Re-extraction, or additional Initial metals/anion analysis of the sample
DLC	Decision Level Concentration (Radiochemistry)
EDL	Estimated Detection Limit (Dioxin)
LOD	Limit of Detection (DoD/DOE)
LOQ	Limit of Quantitation (DoD/DOE)
MCL	EPA recommended "Maximum Contaminant Level"
MDA	Minimum Detectable Activity (Radiochemistry)
MDC	Minimum Detectable Concentration (Radiochemistry)
MDL	Method Detection Limit
ML	Minimum Level (Dioxin)
MPN	Most Probable Number
MQL	Method Quantitation Limit
NC	Not Calculated
ND	Not Detected at the reporting limit (or MDL or EDL if shown)
NEG	Negative / Absent
POS	Positive / Present
PQL	Practical Quantitation Limit
PRES	Presumptive
QC	Quality Control
RER	Relative Error Ratio (Radiochemistry)
RL	Reporting Limit or Requested Limit (Radiochemistry)
RPD	Relative Percent Difference, a measure of the relative difference between two points
TEF	Toxicity Equivalent Factor (Dioxin)
TEQ	Toxicity Equivalent Quotient (Dioxin)
TNTC	Too Numerous To Count

Detection Summary

Client: South Carolina Public Service Authority
Project/Site: 125915/JM02.09.G01.1/36500

Job ID: 680-232196-1

Client Sample ID: AF56394 — Lab Sample ID: 680-232196-1

Analyte	Result	Qualifier	RL	MDL	Unit	Dil Fac	D	Method	Prep Type
Calcium	10600		500		ug/L	1		6010D	Total Recoverable
Iron	3060		100		ug/L	1		6010D	Total Recoverable
Magnesium	1000		500		ug/L	1		6010D	Total Recoverable
Sodium	5460		2000		ug/L	1		6010D	Total Recoverable
Aluminum	1280		100		ug/L	1		6020B	Total Recoverable
Arsenic	5.88		3.00		ug/L	1		6020B	Total Recoverable
Barium	76.0		5.00		ug/L	1		6020B	Total Recoverable
Cobalt	0.705		0.500		ug/L	1		6020B	Total Recoverable
Zinc	24.9		20.0		ug/L	1		6020B	Total Recoverable
Manganese	27.1		5.00		ug/L	1		6020B	Total Recoverable

Client Sample ID: AF56331 — Lab Sample ID: 680-232196-2

Analyte	Result	Qualifier	RL	MDL	Unit	Dil Fac	D	Method	Prep Type
Calcium	2790		500		ug/L	1		6010D	Total Recoverable
Iron	251		100		ug/L	1		6010D	Total Recoverable
Magnesium	902		500		ug/L	1		6010D	Total Recoverable
Sodium	2670		2000		ug/L	1		6010D	Total Recoverable
Aluminum	845		100		ug/L	1		6020B	Total Recoverable
Barium	31.7		5.00		ug/L	1		6020B	Total Recoverable
Cobalt	1.52		0.500		ug/L	1		6020B	Total Recoverable
Manganese	44.6		5.00		ug/L	1		6020B	Total Recoverable

Client Sample ID: AF56332 — Lab Sample ID: 680-232196-3

Analyte	Result	Qualifier	RL	MDL	Unit	Dil Fac	D	Method	Prep Type
Calcium	85600		500		ug/L	1		6010D	Total Recoverable
Iron	5130		100		ug/L	1		6010D	Total Recoverable
Magnesium	2660		500		ug/L	1		6010D	Total Recoverable
Potassium	2030		1000		ug/L	1		6010D	Total Recoverable
Sodium	11300		2000		ug/L	1		6010D	Total Recoverable
Aluminum	1170		100		ug/L	1		6020B	Total Recoverable
Barium	88.5		5.00		ug/L	1		6020B	Total Recoverable

This Detection Summary does not include radiochemical test results.

Client Sample ID: AF56332 (Continued)

Lab Sample ID: 680-232196-3

Analyte	Result	Qualifier	RL	MDL	Unit	Dil Fac	D	Method	Prep Type
Manganese	46.7		5.00		ug/L	1		6020B	Total Recoverable

Client Sample ID: AF56395

Lab Sample ID: 680-232196-4

Analyte	Result	Qualifier	RL	MDL	Unit	Dil Fac	D	Method	Prep Type
Calcium	367000		500		ug/L	1		6010D	Total Recoverable
Iron	5110		100		ug/L	1		6010D	Total Recoverable
Magnesium	45200		500		ug/L	1		6010D	Total Recoverable
Potassium	9860		1000		ug/L	1		6010D	Total Recoverable
Sodium	74600		2000		ug/L	1		6010D	Total Recoverable
Aluminum	948		100		ug/L	1		6020B	Total Recoverable
Arsenic	23.2		3.00		ug/L	1		6020B	Total Recoverable
Barium	167		5.00		ug/L	1		6020B	Total Recoverable
Beryllium	1.96		0.500		ug/L	1		6020B	Total Recoverable
Cobalt	19.7		0.500		ug/L	1		6020B	Total Recoverable
Nickel	11.6		5.00		ug/L	1		6020B	Total Recoverable
Manganese	721		5.00		ug/L	1		6020B	Total Recoverable

Client Sample ID: AF56396

Lab Sample ID: 680-232196-5

Analyte	Result	Qualifier	RL	MDL	Unit	Dil Fac	D	Method	Prep Type
Calcium	225000		500		ug/L	1		6010D	Total Recoverable
Iron	25400		100		ug/L	1		6010D	Total Recoverable
Magnesium	14300		500		ug/L	1		6010D	Total Recoverable
Potassium	1980		1000		ug/L	1		6010D	Total Recoverable
Sodium	42300		2000		ug/L	1		6010D	Total Recoverable
Barium	146		5.00		ug/L	1		6020B	Total Recoverable
Manganese	213		5.00		ug/L	1		6020B	Total Recoverable
Mercury	0.259	H H3	0.200		ug/L	1		7470A	Total/NA

Client Sample ID: AF56397

Lab Sample ID: 680-232196-6

Analyte	Result	Qualifier	RL	MDL	Unit	Dil Fac	D	Method	Prep Type
Calcium	54300		500		ug/L	1		6010D	Total Recoverable
Iron	731		100		ug/L	1		6010D	Total Recoverable

This Detection Summary does not include radiochemical test results.

Client Sample ID: AF56397 (Continued)

Lab Sample ID: 680-232196-6

Analyte	Result	Qualifier	RL	MDL	Unit	Dil Fac	D	Method	Prep Type
Magnesium	4040		500		ug/L	1		6010D	Total Recoverable
Potassium	1990		1000		ug/L	1		6010D	Total Recoverable
Sodium	17300		2000		ug/L	1		6010D	Total Recoverable
Barium	39.4		5.00		ug/L	1		6020B	Total Recoverable
Zinc	309		20.0		ug/L	1		6020B	Total Recoverable
Manganese	112		5.00		ug/L	1		6020B	Total Recoverable

Client Sample ID: AF56400

Lab Sample ID: 680-232196-7

Analyte	Result	Qualifier	RL	MDL	Unit	Dil Fac	D	Method	Prep Type
Calcium	262000		500		ug/L	1		6010D	Total Recoverable
Iron	789		100		ug/L	1		6010D	Total Recoverable
Magnesium	3890		500		ug/L	1		6010D	Total Recoverable
Potassium	2320		1000		ug/L	1		6010D	Total Recoverable
Sodium	13800		2000		ug/L	1		6010D	Total Recoverable
Aluminum	111		100		ug/L	1		6020B	Total Recoverable
Barium	42.1		5.00		ug/L	1		6020B	Total Recoverable
Manganese	18.6		5.00		ug/L	1		6020B	Total Recoverable

Client Sample ID: AF56442

Lab Sample ID: 680-232196-8

Analyte	Result	Qualifier	RL	MDL	Unit	Dil Fac	D	Method	Prep Type
Calcium	166000		500		ug/L	1		6010D	Total Recoverable
Iron	450		100		ug/L	1		6010D	Total Recoverable
Magnesium	7730		500		ug/L	1		6010D	Total Recoverable
Potassium	4290		1000		ug/L	1		6010D	Total Recoverable
Sodium	21900		2000		ug/L	1		6010D	Total Recoverable
Barium	32.6		5.00		ug/L	1		6020B	Total Recoverable
Manganese	58.2		5.00		ug/L	1		6020B	Total Recoverable

Client Sample ID: AF56443

Lab Sample ID: 680-232196-9

Analyte	Result	Qualifier	RL	MDL	Unit	Dil Fac	D	Method	Prep Type
Calcium	160000		500		ug/L	1		6010D	Total Recoverable
Iron	302		100		ug/L	1		6010D	Total Recoverable

This Detection Summary does not include radiochemical test results.

Client Sample ID: AF56443 (Continued)

Lab Sample ID: 680-232196-9

Analyte	Result	Qualifier	RL	MDL	Unit	Dil Fac	D	Method	Prep Type
Magnesium	7590		500		ug/L	1		6010D	Total Recoverable
Potassium	4050		1000		ug/L	1		6010D	Total Recoverable
Sodium	20700		2000		ug/L	1		6010D	Total Recoverable
Barium	33.8		5.00		ug/L	1		6020B	Total Recoverable
Manganese	57.3		5.00		ug/L	1		6020B	Total Recoverable

Client Sample ID: AF56402

Lab Sample ID: 680-232196-10

Analyte	Result	Qualifier	RL	MDL	Unit	Dil Fac	D	Method	Prep Type
Calcium	204000		500		ug/L	1		6010D	Total Recoverable
Iron	23500		100		ug/L	1		6010D	Total Recoverable
Magnesium	24400		500		ug/L	1		6010D	Total Recoverable
Potassium	11400		1000		ug/L	1		6010D	Total Recoverable
Sodium	35500		2000		ug/L	1		6010D	Total Recoverable
Aluminum	386		100		ug/L	1		6020B	Total Recoverable
Arsenic	31.0		3.00		ug/L	1		6020B	Total Recoverable
Barium	74.9		5.00		ug/L	1		6020B	Total Recoverable
Manganese	283		5.00		ug/L	1		6020B	Total Recoverable

Client Sample ID: AF56403

Lab Sample ID: 680-232196-11

Analyte	Result	Qualifier	RL	MDL	Unit	Dil Fac	D	Method	Prep Type
Lithium	51.4		50.0		ug/L	1		6010D	Total/NA
Calcium	644000		500		ug/L	1		6010D	Total Recoverable
Iron	25200		100		ug/L	1		6010D	Total Recoverable
Magnesium	90300		500		ug/L	1		6010D	Total Recoverable
Potassium	28200		1000		ug/L	1		6010D	Total Recoverable
Sodium	155000		2000		ug/L	1		6010D	Total Recoverable
Barium	332		5.00		ug/L	1		6020B	Total Recoverable
Manganese	820		5.00		ug/L	1		6020B	Total Recoverable

Client Sample ID: AF56404

Lab Sample ID: 680-232196-12

Analyte	Result	Qualifier	RL	MDL	Unit	Dil Fac	D	Method	Prep Type
Lithium	58.2		50.0		ug/L	1		6010D	Total/NA
Calcium	659000		500		ug/L	1		6010D	Total Recoverable

This Detection Summary does not include radiochemical test results.

Client Sample ID: AF56404 (Continued)

Lab Sample ID: 680-232196-12

Analyte	Result	Qualifier	RL	MDL	Unit	Dil Fac	D	Method	Prep Type
Iron	25100		100		ug/L	1		6010D	Total Recoverable
Magnesium	91700		500		ug/L	1		6010D	Total Recoverable
Potassium	29000		1000		ug/L	1		6010D	Total Recoverable
Sodium	158000		2000		ug/L	1		6010D	Total Recoverable
Barium	325		5.00		ug/L	1		6020B	Total Recoverable
Manganese	800		5.00		ug/L	1		6020B	Total Recoverable

Client Sample ID: AF56434

Lab Sample ID: 680-232196-13

Analyte	Result	Qualifier	RL	MDL	Unit	Dil Fac	D	Method	Prep Type
Calcium	62900		500		ug/L	1		6010D	Total Recoverable
Iron	3180		100		ug/L	1		6010D	Total Recoverable
Magnesium	1950		500		ug/L	1		6010D	Total Recoverable
Sodium	4810		2000		ug/L	1		6010D	Total Recoverable
Aluminum	1430		100		ug/L	1		6020B	Total Recoverable
Barium	41.2		5.00		ug/L	1		6020B	Total Recoverable
Cobalt	2.15		0.500		ug/L	1		6020B	Total Recoverable
Zinc	264		20.0		ug/L	1		6020B	Total Recoverable
Manganese	52.9		5.00		ug/L	1		6020B	Total Recoverable

Client Sample ID: AF56433

Lab Sample ID: 680-232196-14

Analyte	Result	Qualifier	RL	MDL	Unit	Dil Fac	D	Method	Prep Type
Calcium	433000		500		ug/L	1		6010D	Total Recoverable
Iron	17100		100		ug/L	1		6010D	Total Recoverable
Magnesium	12200		500		ug/L	1		6010D	Total Recoverable
Potassium	5480		1000		ug/L	1		6010D	Total Recoverable
Sodium	10300		2000		ug/L	1		6010D	Total Recoverable
Aluminum	219		100		ug/L	1		6020B	Total Recoverable
Barium	51.1		5.00		ug/L	1		6020B	Total Recoverable
Manganese	1240		5.00		ug/L	1		6020B	Total Recoverable

This Detection Summary does not include radiochemical test results.

Detection Summary

Client: South Carolina Public Service Authority
Project/Site: 125915/JM02.09.G01.1/36500

Job ID: 680-232196-1

Client Sample ID: AF56435 — Lab Sample ID: 680-232196-15

Analyte	Result	Qualifier	RL	MDL	Unit	Dil Fac	D	Method	Prep Type
Calcium	20400		500		ug/L	1		6010D	Total Recoverable
Iron	863		100		ug/L	1		6010D	Total Recoverable
Magnesium	821		500		ug/L	1		6010D	Total Recoverable
Sodium	3070		2000		ug/L	1		6010D	Total Recoverable
Aluminum	3470		100		ug/L	1		6020B	Total Recoverable
Arsenic	8.46		3.00		ug/L	1		6020B	Total Recoverable
Barium	29.9		5.00		ug/L	1		6020B	Total Recoverable
Cobalt	1.03		0.500		ug/L	1		6020B	Total Recoverable
Manganese	24.2		5.00		ug/L	1		6020B	Total Recoverable

Client Sample ID: AF56436 — Lab Sample ID: 680-232196-16

Analyte	Result	Qualifier	RL	MDL	Unit	Dil Fac	D	Method	Prep Type
Calcium	85500		500		ug/L	1		6010D	Total Recoverable
Iron	1170		100		ug/L	1		6010D	Total Recoverable
Magnesium	1970		500		ug/L	1		6010D	Total Recoverable
Potassium	1460		1000		ug/L	1		6010D	Total Recoverable
Sodium	4490		2000		ug/L	1		6010D	Total Recoverable
Barium	35.5		5.00		ug/L	1		6020B	Total Recoverable
Zinc	53.3		20.0		ug/L	1		6020B	Total Recoverable
Manganese	81.1		5.00		ug/L	1		6020B	Total Recoverable

Client Sample ID: AF56437 — Lab Sample ID: 680-232196-17

Analyte	Result	Qualifier	RL	MDL	Unit	Dil Fac	D	Method	Prep Type
Calcium	92300		500		ug/L	1		6010D	Total Recoverable
Iron	1310		100		ug/L	1		6010D	Total Recoverable
Magnesium	1710		500		ug/L	1		6010D	Total Recoverable
Potassium	1230		1000		ug/L	1		6010D	Total Recoverable
Sodium	3600		2000		ug/L	1		6010D	Total Recoverable
Barium	36.2		5.00		ug/L	1		6020B	Total Recoverable
Manganese	88.0		5.00		ug/L	1		6020B	Total Recoverable

This Detection Summary does not include radiochemical test results.

Detection Summary

Client: South Carolina Public Service Authority
Project/Site: 125915/JM02.09.G01.1/36500

Job ID: 680-232196-1

Client Sample ID: AF56438 — Lab Sample ID: 680-232196-18

Analyte	Result	Qualifier	RL	MDL	Unit	Dil Fac	D	Method	Prep Type
Calcium	287000		500		ug/L	1		6010D	Total Recoverable
Iron	1800		100		ug/L	1		6010D	Total Recoverable
Magnesium	28000		500		ug/L	1		6010D	Total Recoverable
Potassium	6740		1000		ug/L	1		6010D	Total Recoverable
Sodium	17500		2000		ug/L	1		6010D	Total Recoverable
Barium	34.9		5.00		ug/L	1		6020B	Total Recoverable
Manganese	495		5.00		ug/L	1		6020B	Total Recoverable

Client Sample ID: AF56409 — Lab Sample ID: 680-232196-19

Analyte	Result	Qualifier	RL	MDL	Unit	Dil Fac	D	Method	Prep Type
Lithium	104		50.0		ug/L	1		6010D	Total/NA
Calcium	1150000		5000		ug/L	10		6010D	Total Recoverable
Magnesium	31700		500		ug/L	1		6010D	Total Recoverable
Potassium	15800		1000		ug/L	1		6010D	Total Recoverable
Sodium	144000		2000		ug/L	1		6010D	Total Recoverable
Arsenic	13.8		3.00		ug/L	1		6020B	Total Recoverable
Barium	57.7		5.00		ug/L	1		6020B	Total Recoverable
Manganese	6.96		5.00		ug/L	1		6020B	Total Recoverable

Client Sample ID: AF56410 — Lab Sample ID: 680-232196-20

Analyte	Result	Qualifier	RL	MDL	Unit	Dil Fac	D	Method	Prep Type
Lithium	128		50.0		ug/L	1		6010D	Total/NA
Calcium	1130000		5000		ug/L	10		6010D	Total Recoverable
Magnesium	30600		500		ug/L	1		6010D	Total Recoverable
Potassium	15400		1000		ug/L	1		6010D	Total Recoverable
Sodium	138000		2000		ug/L	1		6010D	Total Recoverable
Arsenic	12.6		3.00		ug/L	1		6020B	Total Recoverable
Barium	52.0		5.00		ug/L	1		6020B	Total Recoverable
Manganese	7.61		5.00		ug/L	1		6020B	Total Recoverable

Client Sample ID: AF56411 — Lab Sample ID: 680-232196-21

Analyte	Result	Qualifier	RL	MDL	Unit	Dil Fac	D	Method	Prep Type
Lithium	77.1		50.0		ug/L	1		6010D	Total/NA

This Detection Summary does not include radiochemical test results.

Client Sample ID: AF56411 (Continued)

Lab Sample ID: 680-232196-21

Analyte	Result	Qualifier	RL	MDL	Unit	Dil Fac	D	Method	Prep Type
Calcium	796000		5000		ug/L	10		6010D	Total Recoverable
Magnesium	40800		500		ug/L	1		6010D	Total Recoverable
Potassium	13000		1000		ug/L	1		6010D	Total Recoverable
Sodium	121000		2000		ug/L	1		6010D	Total Recoverable
Arsenic	8.18		3.00		ug/L	1		6020B	Total Recoverable
Barium	95.4		5.00		ug/L	1		6020B	Total Recoverable
Zinc	199	F1	20.0		ug/L	1		6020B	Total Recoverable
Manganese	101		5.00		ug/L	1		6020B	Total Recoverable

Client Sample ID: AF56412

Lab Sample ID: 680-232196-22

Analyte	Result	Qualifier	RL	MDL	Unit	Dil Fac	D	Method	Prep Type
Lithium	51.5		50.0		ug/L	1		6010D	Total/NA
Calcium	701000		500		ug/L	1		6010D	Total Recoverable
Iron	14700		100		ug/L	1		6010D	Total Recoverable
Magnesium	30200		500		ug/L	1		6010D	Total Recoverable
Potassium	7240		1000		ug/L	1		6010D	Total Recoverable
Sodium	108000		2000		ug/L	1		6010D	Total Recoverable
Arsenic	4.94		3.00		ug/L	1		6020B	Total Recoverable
Barium	165		5.00		ug/L	1		6020B	Total Recoverable
Manganese	355		5.00		ug/L	1		6020B	Total Recoverable

Client Sample ID: AF56413

Lab Sample ID: 680-232196-23

Analyte	Result	Qualifier	RL	MDL	Unit	Dil Fac	D	Method	Prep Type
Calcium	163000		500		ug/L	1		6010D	Total Recoverable
Iron	10100		100		ug/L	1		6010D	Total Recoverable
Magnesium	11200		500		ug/L	1		6010D	Total Recoverable
Potassium	5010		1000		ug/L	1		6010D	Total Recoverable
Sodium	72500		2000		ug/L	1		6010D	Total Recoverable
Barium	88.7		5.00		ug/L	1		6020B	Total Recoverable
Cobalt	0.870		0.500		ug/L	1		6020B	Total Recoverable
Manganese	235		5.00		ug/L	1		6020B	Total Recoverable

This Detection Summary does not include radiochemical test results.

Detection Summary

Client: South Carolina Public Service Authority
Project/Site: 125915/JM02.09.G01.1/36500

Job ID: 680-232196-1

Client Sample ID: AF56430 — Lab Sample ID: 680-232196-24

Analyte	Result	Qualifier	RL	MDL	Unit	Dil Fac	D	Method	Prep Type
Calcium	446000		500		ug/L	1		6010D	Total Recoverable
Iron	33300		100		ug/L	1		6010D	Total Recoverable
Magnesium	72500		500		ug/L	1		6010D	Total Recoverable
Potassium	6540		1000		ug/L	1		6010D	Total Recoverable
Sodium	87200		2000		ug/L	1		6010D	Total Recoverable
Barium	36.3		5.00		ug/L	1		6020B	Total Recoverable
Cobalt	6.51		0.500		ug/L	1		6020B	Total Recoverable
Manganese	3770		5.00		ug/L	1		6020B	Total Recoverable

Client Sample ID: AF56406 — Lab Sample ID: 680-232196-25

Analyte	Result	Qualifier	RL	MDL	Unit	Dil Fac	D	Method	Prep Type
Calcium	203000		500		ug/L	1		6010D	Total Recoverable
Iron	1450		100		ug/L	1		6010D	Total Recoverable
Magnesium	18100		500		ug/L	1		6010D	Total Recoverable
Potassium	4990		1000		ug/L	1		6010D	Total Recoverable
Sodium	45500		2000		ug/L	1		6010D	Total Recoverable
Aluminum	1940		100		ug/L	1		6020B	Total Recoverable
Barium	36.4		5.00		ug/L	1		6020B	Total Recoverable
Cobalt	1.84		0.500		ug/L	1		6020B	Total Recoverable
Zinc	45.6		20.0		ug/L	1		6020B	Total Recoverable
Manganese	183		5.00		ug/L	1		6020B	Total Recoverable

Client Sample ID: AF56407 — Lab Sample ID: 680-232196-26

Analyte	Result	Qualifier	RL	MDL	Unit	Dil Fac	D	Method	Prep Type
Calcium	207000		500		ug/L	1		6010D	Total Recoverable
Iron	1440		100		ug/L	1		6010D	Total Recoverable
Magnesium	18200		500		ug/L	1		6010D	Total Recoverable
Potassium	5150		1000		ug/L	1		6010D	Total Recoverable
Sodium	46200		2000		ug/L	1		6010D	Total Recoverable
Aluminum	2090		100		ug/L	1		6020B	Total Recoverable
Barium	36.9		5.00		ug/L	1		6020B	Total Recoverable

This Detection Summary does not include radiochemical test results.

Eurofins Savannah

Client Sample ID: AF56407 (Continued)

Lab Sample ID: 680-232196-26

Analyte	Result	Qualifier	RL	MDL	Unit	Dil Fac	D	Method	Prep Type
Cobalt	1.65		0.500		ug/L	1		6020B	Total Recoverable
Zinc	29.1		20.0		ug/L	1		6020B	Total Recoverable
Manganese	207		5.00		ug/L	1		6020B	Total Recoverable

Client Sample ID: AF56418

Lab Sample ID: 680-232196-27

Analyte	Result	Qualifier	RL	MDL	Unit	Dil Fac	D	Method	Prep Type
Lithium	76.7		50.0		ug/L	1		6010D	Total/NA
Calcium	94400		500		ug/L	1		6010D	Total Recoverable
Iron	840		100		ug/L	1		6010D	Total Recoverable
Magnesium	7510		500		ug/L	1		6010D	Total Recoverable
Molybdenum	90.2		10.0		ug/L	1		6010D	Total Recoverable
Potassium	7420		1000		ug/L	1		6010D	Total Recoverable
Sodium	25200		2000		ug/L	1		6010D	Total Recoverable
Aluminum	134		100		ug/L	1		6020B	Total Recoverable
Arsenic	249		3.00		ug/L	1		6020B	Total Recoverable
Barium	127		5.00		ug/L	1		6020B	Total Recoverable
Cobalt	2.17		0.500		ug/L	1		6020B	Total Recoverable
Manganese	113		5.00		ug/L	1		6020B	Total Recoverable

Client Sample ID: AF56422

Lab Sample ID: 680-232196-28

Analyte	Result	Qualifier	RL	MDL	Unit	Dil Fac	D	Method	Prep Type
Calcium	250000		500		ug/L	1		6010D	Total Recoverable
Iron	15600		100		ug/L	1		6010D	Total Recoverable
Magnesium	9000		500		ug/L	1		6010D	Total Recoverable
Potassium	3920		1000		ug/L	1		6010D	Total Recoverable
Sodium	74400		2000		ug/L	1		6010D	Total Recoverable
Arsenic	8.53		3.00		ug/L	1		6020B	Total Recoverable
Barium	121		5.00		ug/L	1		6020B	Total Recoverable
Zinc	37.7		20.0		ug/L	1		6020B	Total Recoverable
Manganese	272		5.00		ug/L	1		6020B	Total Recoverable

This Detection Summary does not include radiochemical test results.

Detection Summary

Client: South Carolina Public Service Authority
Project/Site: 125915/JM02.09.G01.1/36500

Job ID: 680-232196-1

Client Sample ID: AF56419 — Lab Sample ID: 680-232196-29

Analyte	Result	Qualifier	RL	MDL	Unit	Dil Fac	D	Method	Prep Type
Lithium	234		50.0		ug/L	1		6010D	Total/NA
Calcium	601000		500		ug/L	1		6010D	Total Recoverable
Iron	19700		100		ug/L	1		6010D	Total Recoverable
Magnesium	88700		500		ug/L	1		6010D	Total Recoverable
Molybdenum	94.7		10.0		ug/L	1		6010D	Total Recoverable
Potassium	22200		1000		ug/L	1		6010D	Total Recoverable
Sodium	44900		2000		ug/L	1		6010D	Total Recoverable
Aluminum	672		100		ug/L	1		6020B	Total Recoverable
Arsenic	474		3.00		ug/L	1		6020B	Total Recoverable
Barium	83.9		5.00		ug/L	1		6020B	Total Recoverable
Cobalt	1.29		0.500		ug/L	1		6020B	Total Recoverable
Zinc	24.2		20.0		ug/L	1		6020B	Total Recoverable
Manganese	1020		5.00		ug/L	1		6020B	Total Recoverable

Client Sample ID: AF56425 — Lab Sample ID: 680-232196-30

Analyte	Result	Qualifier	RL	MDL	Unit	Dil Fac	D	Method	Prep Type
Calcium	68500		500		ug/L	1		6010D	Total Recoverable
Iron	3190		100		ug/L	1		6010D	Total Recoverable
Magnesium	2680		500		ug/L	1		6010D	Total Recoverable
Potassium	2060		1000		ug/L	1		6010D	Total Recoverable
Sodium	11100		2000		ug/L	1		6010D	Total Recoverable
Barium	9.10		5.00		ug/L	1		6020B	Total Recoverable
Copper	30.7		5.00		ug/L	1		6020B	Total Recoverable
Manganese	90.8		5.00		ug/L	1		6020B	Total Recoverable

Client Sample ID: AF56426 — Lab Sample ID: 680-232196-31

Analyte	Result	Qualifier	RL	MDL	Unit	Dil Fac	D	Method	Prep Type
Calcium	20600		500		ug/L	1		6010D	Total Recoverable
Iron	386		100		ug/L	1		6010D	Total Recoverable
Magnesium	1730		500		ug/L	1		6010D	Total Recoverable
Sodium	4370		2000		ug/L	1		6010D	Total Recoverable

This Detection Summary does not include radiochemical test results.

Client Sample ID: AF56426 (Continued)

Lab Sample ID: 680-232196-31

Analyte	Result	Qualifier	RL	MDL	Unit	Dil Fac	D	Method	Prep Type
Aluminum	164		100		ug/L	1		6020B	Total Recoverable
Barium	34.6		5.00		ug/L	1		6020B	Total Recoverable
Zinc	32.7		20.0		ug/L	1		6020B	Total Recoverable
Manganese	18.4		5.00		ug/L	1		6020B	Total Recoverable

Client Sample ID: AF56427

Lab Sample ID: 680-232196-32

Analyte	Result	Qualifier	RL	MDL	Unit	Dil Fac	D	Method	Prep Type
Calcium	22400		500		ug/L	1		6010D	Total Recoverable
Iron	392		100		ug/L	1		6010D	Total Recoverable
Magnesium	1820		500		ug/L	1		6010D	Total Recoverable
Sodium	4470		2000		ug/L	1		6010D	Total Recoverable
Aluminum	178		100		ug/L	1		6020B	Total Recoverable
Barium	34.5		5.00		ug/L	1		6020B	Total Recoverable
Manganese	19.9		5.00		ug/L	1		6020B	Total Recoverable

Client Sample ID: AF56408

Lab Sample ID: 680-232196-33

Analyte	Result	Qualifier	RL	MDL	Unit	Dil Fac	D	Method	Prep Type
Calcium	416000		500		ug/L	1		6010D	Total Recoverable
Iron	56000		100		ug/L	1		6010D	Total Recoverable
Magnesium	30400		500		ug/L	1		6010D	Total Recoverable
Potassium	2780		1000		ug/L	1		6010D	Total Recoverable
Sodium	127000		2000		ug/L	1		6010D	Total Recoverable
Barium	305		5.00		ug/L	1		6020B	Total Recoverable
Cobalt	0.555		0.500		ug/L	1		6020B	Total Recoverable
Zinc	136		20.0		ug/L	1		6020B	Total Recoverable
Manganese	694		5.00		ug/L	1		6020B	Total Recoverable

Client Sample ID: AF56415

Lab Sample ID: 680-232196-34

Analyte	Result	Qualifier	RL	MDL	Unit	Dil Fac	D	Method	Prep Type
Calcium	202000		500		ug/L	1		6010D	Total Recoverable
Iron	8580		100		ug/L	1		6010D	Total Recoverable
Magnesium	19800		500		ug/L	1		6010D	Total Recoverable

This Detection Summary does not include radiochemical test results.

Client Sample ID: AF56415 (Continued)

Lab Sample ID: 680-232196-34

Analyte	Result	Qualifier	RL	MDL	Unit	Dil Fac	D	Method	Prep Type
Potassium	11800		1000		ug/L	1		6010D	Total Recoverable
Sodium	128000		2000		ug/L	1		6010D	Total Recoverable
Barium	86.8		5.00		ug/L	1		6020B	Total Recoverable
Zinc	39.3		20.0		ug/L	1		6020B	Total Recoverable
Manganese	203		5.00		ug/L	1		6020B	Total Recoverable

Client Sample ID: AF56416

Lab Sample ID: 680-232196-35

Analyte	Result	Qualifier	RL	MDL	Unit	Dil Fac	D	Method	Prep Type
Calcium	260000		500		ug/L	1		6010D	Total Recoverable
Iron	1570		100		ug/L	1		6010D	Total Recoverable
Magnesium	38100		500		ug/L	1		6010D	Total Recoverable
Molybdenum	18.0		10.0		ug/L	1		6010D	Total Recoverable
Potassium	13800		1000		ug/L	1		6010D	Total Recoverable
Sodium	69700		2000		ug/L	1		6010D	Total Recoverable
Arsenic	85.9		3.00		ug/L	1		6020B	Total Recoverable
Barium	44.4		5.00		ug/L	1		6020B	Total Recoverable
Zinc	413		20.0		ug/L	1		6020B	Total Recoverable
Manganese	82.2		5.00		ug/L	1		6020B	Total Recoverable

Client Sample ID: AF56417

Lab Sample ID: 680-232196-36

Analyte	Result	Qualifier	RL	MDL	Unit	Dil Fac	D	Method	Prep Type
Calcium	260000		500		ug/L	1		6010D	Total Recoverable
Iron	1740		100		ug/L	1		6010D	Total Recoverable
Magnesium	37600		500		ug/L	1		6010D	Total Recoverable
Molybdenum	21.2		10.0		ug/L	1		6010D	Total Recoverable
Potassium	13800		1000		ug/L	1		6010D	Total Recoverable
Sodium	69400		2000		ug/L	1		6010D	Total Recoverable
Arsenic	85.8		3.00		ug/L	1		6020B	Total Recoverable
Barium	45.4		5.00		ug/L	1		6020B	Total Recoverable
Zinc	27.9		20.0		ug/L	1		6020B	Total Recoverable
Manganese	84.4		5.00		ug/L	1		6020B	Total Recoverable

This Detection Summary does not include radiochemical test results.

Detection Summary

Client: South Carolina Public Service Authority
Project/Site: 125915/JM02.09.G01.1/36500

Job ID: 680-232196-1

Client Sample ID: AF56429 — Lab Sample ID: 680-232196-37

Analyte	Result	Qualifier	RL	MDL	Unit	Dil Fac	D	Method	Prep Type
Calcium	73100		500		ug/L	1		6010D	Total Recoverable
Iron	94400		100		ug/L	1		6010D	Total Recoverable
Magnesium	26000		500		ug/L	1		6010D	Total Recoverable
Sodium	82200		2000		ug/L	1		6010D	Total Recoverable
Aluminum	2410		100		ug/L	1		6020B	Total Recoverable
Barium	258		5.00		ug/L	1		6020B	Total Recoverable
Beryllium	0.985		0.500		ug/L	1		6020B	Total Recoverable
Cobalt	18.6		0.500		ug/L	1		6020B	Total Recoverable
Lead	3.19		2.50		ug/L	1		6020B	Total Recoverable
Manganese	1540		5.00		ug/L	1		6020B	Total Recoverable

Client Sample ID: AF56421 — Lab Sample ID: 680-232196-38

Analyte	Result	Qualifier	RL	MDL	Unit	Dil Fac	D	Method	Prep Type
Calcium	114000		500		ug/L	1		6010D	Total Recoverable
Iron	4430		100		ug/L	1		6010D	Total Recoverable
Magnesium	16900		500		ug/L	1		6010D	Total Recoverable
Potassium	10500		1000		ug/L	1		6010D	Total Recoverable
Sodium	21200		2000		ug/L	1		6010D	Total Recoverable
Aluminum	159		100		ug/L	1		6020B	Total Recoverable
Barium	37.8		5.00		ug/L	1		6020B	Total Recoverable
Manganese	128		5.00		ug/L	1		6020B	Total Recoverable

Client Sample ID: AF56428 — Lab Sample ID: 680-232196-39

Analyte	Result	Qualifier	RL	MDL	Unit	Dil Fac	D	Method	Prep Type
Calcium	199000		500		ug/L	1		6010D	Total Recoverable
Iron	714		100		ug/L	1		6010D	Total Recoverable
Magnesium	15200		500		ug/L	1		6010D	Total Recoverable
Potassium	6130		1000		ug/L	1		6010D	Total Recoverable
Sodium	38200		2000		ug/L	1		6010D	Total Recoverable
Barium	8.73		5.00		ug/L	1		6020B	Total Recoverable
Manganese	59.2		5.00		ug/L	1		6020B	Total Recoverable

This Detection Summary does not include radiochemical test results.

Eurofins Savannah

Detection Summary

Client: South Carolina Public Service Authority
Project/Site: 125915/JM02.09.G01.1/36500

Job ID: 680-232196-1

Client Sample ID: AF56439

Lab Sample ID: 680-232196-40

Analyte	Result	Qualifier	RL	MDL	Unit	Dil Fac	D	Method	Prep Type
Calcium	138000		500		ug/L	1		6010D	Total Recoverable
Iron	9540		100		ug/L	1		6010D	Total Recoverable
Magnesium	14600		500		ug/L	1		6010D	Total Recoverable
Potassium	7790		1000		ug/L	1		6010D	Total Recoverable
Sodium	38300		2000		ug/L	1		6010D	Total Recoverable
Aluminum	1000		100		ug/L	1		6020B	Total Recoverable
Arsenic	42.3		3.00		ug/L	1		6020B	Total Recoverable
Barium	104		5.00		ug/L	1		6020B	Total Recoverable
Cobalt	6.88		0.500		ug/L	1		6020B	Total Recoverable
Zinc	67.1		20.0		ug/L	1		6020B	Total Recoverable
Manganese	167		5.00		ug/L	1		6020B	Total Recoverable

Client Sample ID: AF56441

Lab Sample ID: 680-232196-41

Analyte	Result	Qualifier	RL	MDL	Unit	Dil Fac	D	Method	Prep Type
Lithium	121		50.0		ug/L	1		6010D	Total/NA
Calcium	191000		500		ug/L	1		6010D	Total Recoverable
Iron	5280		100		ug/L	1		6010D	Total Recoverable
Magnesium	10900		500		ug/L	1		6010D	Total Recoverable
Potassium	5500		1000		ug/L	1		6010D	Total Recoverable
Sodium	24400		2000		ug/L	1		6010D	Total Recoverable
Arsenic	182		3.00		ug/L	1		6020B	Total Recoverable
Barium	78.6		5.00		ug/L	1		6020B	Total Recoverable
Manganese	324		5.00		ug/L	1		6020B	Total Recoverable

Client Sample ID: AF56414

Lab Sample ID: 680-232196-42

Analyte	Result	Qualifier	RL	MDL	Unit	Dil Fac	D	Method	Prep Type
Calcium	495000		500		ug/L	1		6010D	Total Recoverable
Iron	27800		100		ug/L	1		6010D	Total Recoverable
Magnesium	49100		500		ug/L	1		6010D	Total Recoverable
Potassium	6740		1000		ug/L	1		6010D	Total Recoverable
Sodium	101000		2000		ug/L	1		6010D	Total Recoverable

This Detection Summary does not include radiochemical test results.

Client Sample ID: AF56414 (Continued)

Lab Sample ID: 680-232196-42

Analyte	Result	Qualifier	RL	MDL	Unit	Dil Fac	D	Method	Prep Type
Barium	413		5.00		ug/L	1		6020B	Total Recoverable
Manganese	626		5.00		ug/L	1		6020B	Total Recoverable

Client Sample ID: AF56423

Lab Sample ID: 680-232196-43

Analyte	Result	Qualifier	RL	MDL	Unit	Dil Fac	D	Method	Prep Type
Lithium	104		50.0		ug/L	1		6010D	Total/NA
Calcium	429000		500		ug/L	1		6010D	Total Recoverable
Iron	16600		100		ug/L	1		6010D	Total Recoverable
Magnesium	52600		500		ug/L	1		6010D	Total Recoverable
Potassium	13400		1000		ug/L	1		6010D	Total Recoverable
Sodium	92700		2000		ug/L	1		6010D	Total Recoverable
Arsenic	363		3.00		ug/L	1		6020B	Total Recoverable
Barium	262		5.00		ug/L	1		6020B	Total Recoverable
Manganese	887		5.00		ug/L	1		6020B	Total Recoverable

Client Sample ID: AF56428

Lab Sample ID: 680-232196-44

Analyte	Result	Qualifier	RL	MDL	Unit	Dil Fac	D	Method	Prep Type
Calcium	102000		500		ug/L	1		6010D	Total Recoverable
Iron	89800		100		ug/L	1		6010D	Total Recoverable
Magnesium	23400		500		ug/L	1		6010D	Total Recoverable
Potassium	10800		1000		ug/L	1		6010D	Total Recoverable
Sodium	37100		2000		ug/L	1		6010D	Total Recoverable
Arsenic	88.3		3.00		ug/L	1		6020B	Total Recoverable
Barium	123		5.00		ug/L	1		6020B	Total Recoverable
Cobalt	0.630		0.500		ug/L	1		6020B	Total Recoverable
Manganese	362		5.00		ug/L	1		6020B	Total Recoverable

This Detection Summary does not include radiochemical test results.

Client: South Carolina Public Service Authority
Project/Site: 125915/JM02.09.G01.1/36500

Job ID: 680-232196-1

Client Sample ID: AF56394

Date Collected: 02/14/23 12:33
Date Received: 03/17/23 10:30

Lab Sample ID: 680-232196-1

Matrix: Water

Method: SW846 6010D - Metals (ICP)

Analyte	Result	Qualifier	RL	MDL	Unit	D	Prepared	Analyzed	Dil Fac
Lithium	50.0	U	50.0		ug/L		03/23/23 14:13	03/24/23 13:50	1

Method: SW846 6010D - Metals (ICP) - Total Recoverable

Analyte	Result	Qualifier	RL	MDL	Unit	D	Prepared	Analyzed	Dil Fac
Calcium	**10600**		500		ug/L		03/20/23 09:08	03/21/23 22:21	1
Iron	**3060**		100		ug/L		03/20/23 09:08	03/21/23 22:21	1
Magnesium	**1000**		500		ug/L		03/20/23 09:08	03/21/23 22:21	1
Molybdenum	10.0	U	10.0		ug/L		03/20/23 09:08	03/21/23 22:21	1
Potassium	1000	U	1000		ug/L		03/20/23 09:08	03/21/23 22:21	1
Selenium	20.0	U	20.0		ug/L		03/20/23 09:08	03/21/23 22:21	1
Sodium	**5460**		2000		ug/L		03/20/23 09:08	03/21/23 22:21	1

Method: SW846 6020B - Metals (ICP/MS) - Total Recoverable

Analyte	Result	Qualifier	RL	MDL	Unit	D	Prepared	Analyzed	Dil Fac
Aluminum	**1280**		100		ug/L		03/20/23 09:08	03/21/23 18:05	1
Antimony	5.00	U	5.00		ug/L		03/20/23 09:08	03/21/23 18:05	1
Arsenic	**5.88**		3.00		ug/L		03/20/23 09:08	03/21/23 18:05	1
Barium	**76.0**		5.00		ug/L		03/20/23 09:08	03/21/23 18:05	1
Beryllium	0.500	U	0.500		ug/L		03/20/23 09:08	03/22/23 09:30	1
Cadmium	0.500	U	0.500		ug/L		03/20/23 09:08	03/21/23 18:05	1
Chromium	5.00	U	5.00		ug/L		03/20/23 09:08	03/21/23 18:05	1
Cobalt	**0.705**		0.500		ug/L		03/20/23 09:08	03/21/23 18:05	1
Copper	5.00	U	5.00		ug/L		03/20/23 09:08	03/21/23 18:05	1
Lead	2.50	U	2.50		ug/L		03/20/23 09:08	03/21/23 18:05	1
Nickel	5.00	U	5.00		ug/L		03/20/23 09:08	03/21/23 18:05	1
Silver	1.00	U	1.00		ug/L		03/20/23 09:08	03/21/23 18:05	1
Thallium	1.00	U	1.00		ug/L		03/20/23 09:08	03/21/23 18:05	1
Zinc	**24.9**		20.0		ug/L		03/20/23 09:08	03/21/23 18:05	1
Manganese	**27.1**		5.00		ug/L		03/20/23 09:08	03/21/23 18:05	1

Method: SW846 7470A - Mercury (CVAA)

Analyte	Result	Qualifier	RL	MDL	Unit	D	Prepared	Analyzed	Dil Fac
Mercury	0.200	U H H3	0.200		ug/L		03/20/23 12:30	03/20/23 19:57	1

Client: South Carolina Public Service Authority
Project/Site: 125915/JM02.09.G01.1/36500

Job ID: 680-232196-1

Client Sample ID: AF56331

Date Collected: 02/14/23 13:51
Date Received: 03/17/23 10:30

Lab Sample ID: 680-232196-2

Matrix: Water

Method: SW846 6010D - Metals (ICP)

Analyte	Result	Qualifier	RL	MDL	Unit	D	Prepared	Analyzed	Dil Fac
Lithium	50.0	U	50.0		ug/L		03/23/23 14:13	03/24/23 14:13	1

Method: SW846 6010D - Metals (ICP) - Total Recoverable

Analyte	Result	Qualifier	RL	MDL	Unit	D	Prepared	Analyzed	Dil Fac
Calcium	**2790**		500		ug/L		03/20/23 09:08	03/21/23 22:31	1
Iron	**251**		100		ug/L		03/20/23 09:08	03/21/23 22:31	1
Magnesium	**902**		500		ug/L		03/20/23 09:08	03/21/23 22:31	1
Molybdenum	10.0	U	10.0		ug/L		03/20/23 09:08	03/21/23 22:31	1
Potassium	1000	U	1000		ug/L		03/20/23 09:08	03/21/23 22:31	1
Selenium	20.0	U	20.0		ug/L		03/20/23 09:08	03/21/23 22:31	1
Sodium	**2670**		2000		ug/L		03/20/23 09:08	03/21/23 22:31	1

Method: SW846 6020B - Metals (ICP/MS) - Total Recoverable

Analyte	Result	Qualifier	RL	MDL	Unit	D	Prepared	Analyzed	Dil Fac
Aluminum	**845**		100		ug/L		03/20/23 09:08	03/21/23 18:16	1
Antimony	5.00	U	5.00		ug/L		03/20/23 09:08	03/21/23 18:16	1
Arsenic	3.00	U	3.00		ug/L		03/20/23 09:08	03/21/23 18:16	1
Barium	**31.7**		5.00		ug/L		03/20/23 09:08	03/21/23 18:16	1
Beryllium	0.500	U	0.500		ug/L		03/20/23 09:08	03/22/23 09:50	1
Cadmium	0.500	U	0.500		ug/L		03/20/23 09:08	03/21/23 18:16	1
Chromium	5.00	U	5.00		ug/L		03/20/23 09:08	03/21/23 18:16	1
Cobalt	**1.52**		0.500		ug/L		03/20/23 09:08	03/21/23 18:16	1
Copper	5.00	U	5.00		ug/L		03/20/23 09:08	03/21/23 18:16	1
Lead	2.50	U	2.50		ug/L		03/20/23 09:08	03/21/23 18:16	1
Nickel	5.00	U	5.00		ug/L		03/20/23 09:08	03/21/23 18:16	1
Silver	1.00	U	1.00		ug/L		03/20/23 09:08	03/21/23 18:16	1
Thallium	1.00	U	1.00		ug/L		03/20/23 09:08	03/21/23 18:16	1
Zinc	20.0	U	20.0		ug/L		03/20/23 09:08	03/21/23 18:16	1
Manganese	**44.6**		5.00		ug/L		03/20/23 09:08	03/21/23 18:16	1

Method: SW846 7470A - Mercury (CVAA)

Analyte	Result	Qualifier	RL	MDL	Unit	D	Prepared	Analyzed	Dil Fac
Mercury	0.200	U H H3	0.200		ug/L		03/20/23 12:45	03/21/23 13:40	1

Client: South Carolina Public Service Authority
Project/Site: 125915/JM02.09.G01.1/36500

Job ID: 680-232196-1

Client Sample ID: AF56332

Date Collected: 02/14/23 15:22
Date Received: 03/17/23 10:30

Lab Sample ID: 680-232196-3

Matrix: Water

Method: SW846 6010D - Metals (ICP)

Analyte	Result	Qualifier	RL	MDL	Unit	D	Prepared	Analyzed	Dil Fac
Lithium	50.0	U	50.0		ug/L		03/23/23 14:13	03/24/23 14:18	1

Method: SW846 6010D - Metals (ICP) - Total Recoverable

Analyte	Result	Qualifier	RL	MDL	Unit	D	Prepared	Analyzed	Dil Fac
Calcium	**85600**		500		ug/L		03/20/23 09:08	03/21/23 22:40	1
Iron	**5130**		100		ug/L		03/20/23 09:08	03/21/23 22:40	1
Magnesium	**2660**		500		ug/L		03/20/23 09:08	03/21/23 22:40	1
Molybdenum	10.0	U	10.0		ug/L		03/20/23 09:08	03/21/23 22:40	1
Potassium	**2030**		1000		ug/L		03/20/23 09:08	03/21/23 22:40	1
Selenium	20.0	U	20.0		ug/L		03/20/23 09:08	03/21/23 22:40	1
Sodium	**11300**		2000		ug/L		03/20/23 09:08	03/21/23 22:40	1

Method: SW846 6020B - Metals (ICP/MS) - Total Recoverable

Analyte	Result	Qualifier	RL	MDL	Unit	D	Prepared	Analyzed	Dil Fac
Aluminum	**1170**		100		ug/L		03/20/23 09:08	03/21/23 18:20	1
Antimony	5.00	U	5.00		ug/L		03/20/23 09:08	03/21/23 18:20	1
Arsenic	3.00	U	3.00		ug/L		03/20/23 09:08	03/21/23 18:20	1
Barium	**88.5**		5.00		ug/L		03/20/23 09:08	03/21/23 18:20	1
Beryllium	0.500	U	0.500		ug/L		03/20/23 09:08	03/22/23 09:54	1
Cadmium	0.500	U	0.500		ug/L		03/20/23 09:08	03/21/23 18:20	1
Chromium	5.00	U	5.00		ug/L		03/20/23 09:08	03/21/23 18:20	1
Cobalt	0.500	U	0.500		ug/L		03/20/23 09:08	03/21/23 18:20	1
Copper	5.00	U	5.00		ug/L		03/20/23 09:08	03/21/23 18:20	1
Lead	2.50	U	2.50		ug/L		03/20/23 09:08	03/21/23 18:20	1
Nickel	5.00	U	5.00		ug/L		03/20/23 09:08	03/21/23 18:20	1
Silver	1.00	U	1.00		ug/L		03/20/23 09:08	03/21/23 18:20	1
Thallium	1.00	U	1.00		ug/L		03/20/23 09:08	03/21/23 18:20	1
Zinc	20.0	U	20.0		ug/L		03/20/23 09:08	03/21/23 18:20	1
Manganese	**46.7**		5.00		ug/L		03/20/23 09:08	03/21/23 18:20	1

Method: SW846 7470A - Mercury (CVAA)

Analyte	Result	Qualifier	RL	MDL	Unit	D	Prepared	Analyzed	Dil Fac
Mercury	0.200	U H H3	0.200		ug/L		03/20/23 12:45	03/21/23 13:20	1

Client: South Carolina Public Service Authority
Project/Site: 125915/JM02.09.G01.1/36500

Job ID: 680-232196-1

Client Sample ID: AF56395

Date Collected: 02/15/23 11:36
Date Received: 03/17/23 10:30

Lab Sample ID: 680-232196-4

Matrix: Water

Method: SW846 6010D - Metals (ICP)

Analyte	Result	Qualifier	RL	MDL	Unit	D	Prepared	Analyzed	Dil Fac
Lithium	50.0	U	50.0		ug/L		03/23/23 14:13	03/24/23 14:36	1

Method: SW846 6010D - Metals (ICP) - Total Recoverable

Analyte	Result	Qualifier	RL	MDL	Unit	D	Prepared	Analyzed	Dil Fac
Calcium	**367000**		500		ug/L		03/20/23 09:08	03/21/23 22:44	1
Iron	**5110**		100		ug/L		03/20/23 09:08	03/21/23 22:44	1
Magnesium	**45200**		500		ug/L		03/20/23 09:08	03/21/23 22:44	1
Molybdenum	10.0	U	10.0		ug/L		03/20/23 09:08	03/21/23 22:44	1
Potassium	**9860**		1000		ug/L		03/20/23 09:08	03/21/23 22:44	1
Selenium	20.0	U	20.0		ug/L		03/20/23 09:08	03/21/23 22:44	1
Sodium	**74600**		2000		ug/L		03/20/23 09:08	03/21/23 22:44	1

Method: SW846 6020B - Metals (ICP/MS) - Total Recoverable

Analyte	Result	Qualifier	RL	MDL	Unit	D	Prepared	Analyzed	Dil Fac
Aluminum	**948**		100		ug/L		03/20/23 09:08	03/21/23 18:24	1
Antimony	5.00	U	5.00		ug/L		03/20/23 09:08	03/21/23 18:24	1
Arsenic	**23.2**		3.00		ug/L		03/20/23 09:08	03/21/23 18:24	1
Barium	**167**		5.00		ug/L		03/20/23 09:08	03/21/23 18:24	1
Beryllium	**1.96**		0.500		ug/L		03/20/23 09:08	03/22/23 09:58	1
Cadmium	0.500	U	0.500		ug/L		03/20/23 09:08	03/21/23 18:24	1
Chromium	5.00	U	5.00		ug/L		03/20/23 09:08	03/21/23 18:24	1
Cobalt	**19.7**		0.500		ug/L		03/20/23 09:08	03/21/23 18:24	1
Copper	5.00	U	5.00		ug/L		03/20/23 09:08	03/21/23 18:24	1
Lead	2.50	U	2.50		ug/L		03/20/23 09:08	03/21/23 18:24	1
Nickel	**11.6**		5.00		ug/L		03/20/23 09:08	03/21/23 18:24	1
Silver	1.00	U	1.00		ug/L		03/20/23 09:08	03/21/23 18:24	1
Thallium	1.00	U	1.00		ug/L		03/20/23 09:08	03/21/23 18:24	1
Zinc	20.0	U	20.0		ug/L		03/20/23 09:08	03/21/23 18:24	1
Manganese	**721**		5.00		ug/L		03/20/23 09:08	03/21/23 18:24	1

Method: SW846 7470A - Mercury (CVAA)

Analyte	Result	Qualifier	RL	MDL	Unit	D	Prepared	Analyzed	Dil Fac
Mercury	0.200	U H H3	0.200		ug/L		03/20/23 12:45	03/21/23 12:56	1

Client: South Carolina Public Service Authority
Project/Site: 125915/JM02.09.G01.1/36500

Job ID: 680-232196-1

Client Sample ID: AF56396

Date Collected: 02/15/23 13:21
Date Received: 03/17/23 10:30

Lab Sample ID: 680-232196-5

Matrix: Water

Method: SW846 6010D - Metals (ICP)

Analyte	Result	Qualifier	RL	MDL	Unit	D	Prepared	Analyzed	Dil Fac
Lithium	50.0	U	50.0		ug/L		03/23/23 14:13	03/24/23 14:41	1

Method: SW846 6010D - Metals (ICP) - Total Recoverable

Analyte	Result	Qualifier	RL	MDL	Unit	D	Prepared	Analyzed	Dil Fac
Calcium	**225000**		500		ug/L		03/20/23 09:08	03/21/23 22:47	1
Iron	**25400**		100		ug/L		03/20/23 09:08	03/21/23 22:47	1
Magnesium	**14300**		500		ug/L		03/20/23 09:08	03/21/23 22:47	1
Molybdenum	10.0	U	10.0		ug/L		03/20/23 09:08	03/21/23 22:47	1
Potassium	**1980**		1000		ug/L		03/20/23 09:08	03/21/23 22:47	1
Selenium	20.0	U	20.0		ug/L		03/20/23 09:08	03/21/23 22:47	1
Sodium	**42300**		2000		ug/L		03/20/23 09:08	03/21/23 22:47	1

Method: SW846 6020B - Metals (ICP/MS) - Total Recoverable

Analyte	Result	Qualifier	RL	MDL	Unit	D	Prepared	Analyzed	Dil Fac
Aluminum	100	U	100		ug/L		03/20/23 09:08	03/21/23 18:28	1
Antimony	5.00	U	5.00		ug/L		03/20/23 09:08	03/21/23 18:28	1
Arsenic	3.00	U	3.00		ug/L		03/20/23 09:08	03/21/23 18:28	1
Barium	**146**		5.00		ug/L		03/20/23 09:08	03/21/23 18:28	1
Beryllium	0.500	U	0.500		ug/L		03/20/23 09:08	03/22/23 10:02	1
Cadmium	0.500	U	0.500		ug/L		03/20/23 09:08	03/21/23 18:28	1
Chromium	5.00	U	5.00		ug/L		03/20/23 09:08	03/21/23 18:28	1
Cobalt	0.500	U	0.500		ug/L		03/20/23 09:08	03/21/23 18:28	1
Copper	5.00	U	5.00		ug/L		03/20/23 09:08	03/21/23 18:28	1
Lead	2.50	U	2.50		ug/L		03/20/23 09:08	03/21/23 18:28	1
Nickel	5.00	U	5.00		ug/L		03/20/23 09:08	03/21/23 18:28	1
Silver	1.00	U	1.00		ug/L		03/20/23 09:08	03/21/23 18:28	1
Thallium	1.00	U	1.00		ug/L		03/20/23 09:08	03/21/23 18:28	1
Zinc	20.0	U	20.0		ug/L		03/20/23 09:08	03/21/23 18:28	1
Manganese	**213**		5.00		ug/L		03/20/23 09:08	03/21/23 18:28	1

Method: SW846 7470A - Mercury (CVAA)

Analyte	Result	Qualifier	RL	MDL	Unit	D	Prepared	Analyzed	Dil Fac
Mercury	**0.259**	**H H3**	0.200		ug/L		03/20/23 12:45	03/21/23 14:04	1

Client: South Carolina Public Service Authority
Project/Site: 125915/JM02.09.G01.1/36500

Job ID: 680-232196-1

Client Sample ID: AF56397

Date Collected: 02/16/23 10:53
Date Received: 03/17/23 10:30

Lab Sample ID: 680-232196-6

Matrix: Water

Method: SW846 6010D - Metals (ICP)

Analyte	Result	Qualifier	RL	MDL	Unit	D	Prepared	Analyzed	Dil Fac
Lithium	50.0	U	50.0		ug/L		03/23/23 14:13	03/24/23 14:45	1

Method: SW846 6010D - Metals (ICP) - Total Recoverable

Analyte	Result	Qualifier	RL	MDL	Unit	D	Prepared	Analyzed	Dil Fac
Calcium	**54300**		500		ug/L		03/20/23 09:08	03/21/23 22:50	1
Iron	**731**		100		ug/L		03/20/23 09:08	03/21/23 22:50	1
Magnesium	**4040**		500		ug/L		03/20/23 09:08	03/21/23 22:50	1
Molybdenum	10.0	U	10.0		ug/L		03/20/23 09:08	03/21/23 22:50	1
Potassium	**1990**		1000		ug/L		03/20/23 09:08	03/21/23 22:50	1
Selenium	20.0	U	20.0		ug/L		03/20/23 09:08	03/21/23 22:50	1
Sodium	**17300**		2000		ug/L		03/20/23 09:08	03/21/23 22:50	1

Method: SW846 6020B - Metals (ICP/MS) - Total Recoverable

Analyte	Result	Qualifier	RL	MDL	Unit	D	Prepared	Analyzed	Dil Fac
Aluminum	100	U	100		ug/L		03/20/23 09:08	03/21/23 18:32	1
Antimony	5.00	U	5.00		ug/L		03/20/23 09:08	03/21/23 18:32	1
Arsenic	3.00	U	3.00		ug/L		03/20/23 09:08	03/21/23 18:32	1
Barium	**39.4**		5.00		ug/L		03/20/23 09:08	03/21/23 18:32	1
Beryllium	0.500	U	0.500		ug/L		03/20/23 09:08	03/22/23 10:06	1
Cadmium	0.500	U	0.500		ug/L		03/20/23 09:08	03/21/23 18:32	1
Chromium	5.00	U	5.00		ug/L		03/20/23 09:08	03/21/23 18:32	1
Cobalt	0.500	U	0.500		ug/L		03/20/23 09:08	03/21/23 18:32	1
Copper	5.00	U	5.00		ug/L		03/20/23 09:08	03/21/23 18:32	1
Lead	2.50	U	2.50		ug/L		03/20/23 09:08	03/21/23 18:32	1
Nickel	5.00	U	5.00		ug/L		03/20/23 09:08	03/21/23 18:32	1
Silver	1.00	U	1.00		ug/L		03/20/23 09:08	03/21/23 18:32	1
Thallium	1.00	U	1.00		ug/L		03/20/23 09:08	03/21/23 18:32	1
Zinc	**309**		20.0		ug/L		03/20/23 09:08	03/21/23 18:32	1
Manganese	**112**		5.00		ug/L		03/20/23 09:08	03/21/23 18:32	1

Method: SW846 7470A - Mercury (CVAA)

Analyte	Result	Qualifier	RL	MDL	Unit	D	Prepared	Analyzed	Dil Fac
Mercury	0.200	U H H3	0.200		ug/L		03/20/23 12:45	03/21/23 12:43	1

Client: South Carolina Public Service Authority
Project/Site: 125915/JM02.09.G01.1/36500

Job ID: 680-232196-1

Client Sample ID: AF56400

Date Collected: 02/16/23 12:55
Date Received: 03/17/23 10:30

Lab Sample ID: 680-232196-7

Matrix: Water

Method: SW846 6010D - Metals (ICP)

Analyte	Result	Qualifier	RL	MDL	Unit	D	Prepared	Analyzed	Dil Fac
Lithium	50.0	U	50.0		ug/L		03/23/23 14:13	03/24/23 14:50	1

Method: SW846 6010D - Metals (ICP) - Total Recoverable

Analyte	Result	Qualifier	RL	MDL	Unit	D	Prepared	Analyzed	Dil Fac
Calcium	**262000**		500		ug/L		03/20/23 09:08	03/21/23 22:53	1
Iron	**789**		100		ug/L		03/20/23 09:08	03/21/23 22:53	1
Magnesium	**3890**		500		ug/L		03/20/23 09:08	03/21/23 22:53	1
Molybdenum	10.0	U	10.0		ug/L		03/20/23 09:08	03/21/23 22:53	1
Potassium	**2320**		1000		ug/L		03/20/23 09:08	03/21/23 22:53	1
Selenium	20.0	U	20.0		ug/L		03/20/23 09:08	03/21/23 22:53	1
Sodium	**13800**		2000		ug/L		03/20/23 09:08	03/21/23 22:53	1

Method: SW846 6020B - Metals (ICP/MS) - Total Recoverable

Analyte	Result	Qualifier	RL	MDL	Unit	D	Prepared	Analyzed	Dil Fac
Aluminum	**111**		100		ug/L		03/20/23 09:08	03/21/23 18:44	1
Antimony	5.00	U	5.00		ug/L		03/20/23 09:08	03/21/23 18:44	1
Arsenic	3.00	U	3.00		ug/L		03/20/23 09:08	03/21/23 18:44	1
Barium	**42.1**		5.00		ug/L		03/20/23 09:08	03/21/23 18:44	1
Beryllium	0.500	U	0.500		ug/L		03/20/23 09:08	03/21/23 18:44	1
Cadmium	0.500	U	0.500		ug/L		03/20/23 09:08	03/21/23 18:44	1
Chromium	5.00	U	5.00		ug/L		03/20/23 09:08	03/21/23 18:44	1
Cobalt	0.500	U	0.500		ug/L		03/20/23 09:08	03/21/23 18:44	1
Copper	5.00	U	5.00		ug/L		03/20/23 09:08	03/21/23 18:44	1
Lead	2.50	U	2.50		ug/L		03/20/23 09:08	03/21/23 18:44	1
Nickel	5.00	U	5.00		ug/L		03/20/23 09:08	03/21/23 18:44	1
Silver	1.00	U	1.00		ug/L		03/20/23 09:08	03/21/23 18:44	1
Thallium	1.00	U	1.00		ug/L		03/20/23 09:08	03/21/23 18:44	1
Zinc	20.0	U	20.0		ug/L		03/20/23 09:08	03/21/23 18:44	1
Manganese	**18.6**		5.00		ug/L		03/20/23 09:08	03/21/23 18:44	1

Method: SW846 7470A - Mercury (CVAA)

Analyte	Result	Qualifier	RL	MDL	Unit	D	Prepared	Analyzed	Dil Fac
Mercury	0.200	U H H3	0.200		ug/L		03/20/23 13:40	03/21/23 11:09	1

Client: South Carolina Public Service Authority
Project/Site: 125915/JM02.09.G01.1/36500

Job ID: 680-232196-1

Client Sample ID: AF56442

Date Collected: 02/16/23 14:07
Date Received: 03/17/23 10:30

Lab Sample ID: 680-232196-8

Matrix: Water

Method: SW846 6010D - Metals (ICP)

Analyte	Result	Qualifier	RL	MDL	Unit	D	Prepared	Analyzed	Dil Fac
Lithium	50.0	U	50.0		ug/L		03/23/23 14:13	03/24/23 15:08	1

Method: SW846 6010D - Metals (ICP) - Total Recoverable

Analyte	Result	Qualifier	RL	MDL	Unit	D	Prepared	Analyzed	Dil Fac
Calcium	**166000**		500		ug/L		03/20/23 09:08	03/21/23 22:57	1
Iron	**450**		100		ug/L		03/20/23 09:08	03/21/23 22:57	1
Magnesium	**7730**		500		ug/L		03/20/23 09:08	03/21/23 22:57	1
Molybdenum	10.0	U	10.0		ug/L		03/20/23 09:08	03/21/23 22:57	1
Potassium	**4290**		1000		ug/L		03/20/23 09:08	03/21/23 22:57	1
Selenium	20.0	U	20.0		ug/L		03/20/23 09:08	03/21/23 22:57	1
Sodium	**21900**		2000		ug/L		03/20/23 09:08	03/21/23 22:57	1

Method: SW846 6020B - Metals (ICP/MS) - Total Recoverable

Analyte	Result	Qualifier	RL	MDL	Unit	D	Prepared	Analyzed	Dil Fac
Aluminum	100	U	100		ug/L		03/20/23 09:08	03/21/23 18:48	1
Antimony	5.00	U	5.00		ug/L		03/20/23 09:08	03/21/23 18:48	1
Arsenic	3.00	U	3.00		ug/L		03/20/23 09:08	03/21/23 18:48	1
Barium	**32.6**		5.00		ug/L		03/20/23 09:08	03/21/23 18:48	1
Beryllium	0.500	U	0.500		ug/L		03/20/23 09:08	03/21/23 18:48	1
Cadmium	0.500	U	0.500		ug/L		03/20/23 09:08	03/21/23 18:48	1
Chromium	5.00	U	5.00		ug/L		03/20/23 09:08	03/21/23 18:48	1
Cobalt	0.500	U	0.500		ug/L		03/20/23 09:08	03/21/23 18:48	1
Copper	5.00	U	5.00		ug/L		03/20/23 09:08	03/21/23 18:48	1
Lead	2.50	U	2.50		ug/L		03/20/23 09:08	03/21/23 18:48	1
Nickel	5.00	U	5.00		ug/L		03/20/23 09:08	03/21/23 18:48	1
Silver	1.00	U	1.00		ug/L		03/20/23 09:08	03/21/23 18:48	1
Thallium	1.00	U	1.00		ug/L		03/20/23 09:08	03/21/23 18:48	1
Zinc	20.0	U	20.0		ug/L		03/20/23 09:08	03/21/23 18:48	1
Manganese	**58.2**		5.00		ug/L		03/20/23 09:08	03/21/23 18:48	1

Method: SW846 7470A - Mercury (CVAA)

Analyte	Result	Qualifier	RL	MDL	Unit	D	Prepared	Analyzed	Dil Fac
Mercury	0.200	U H H3	0.200		ug/L		03/20/23 13:40	03/21/23 11:19	1

Client: South Carolina Public Service Authority
Project/Site: 125915/JM02.09.G01.1/36500

Job ID: 680-232196-1

Client Sample ID: AF56443

Date Collected: 02/16/23 14:12
Date Received: 03/17/23 10:30

Lab Sample ID: 680-232196-9

Matrix: Water

Method: SW846 6010D - Metals (ICP)

Analyte	Result	Qualifier	RL	MDL	Unit	D	Prepared	Analyzed	Dil Fac
Lithium	50.0	U	50.0		ug/L		03/23/23 14:13	03/24/23 15:13	1

Method: SW846 6010D - Metals (ICP) - Total Recoverable

Analyte	Result	Qualifier	RL	MDL	Unit	D	Prepared	Analyzed	Dil Fac
Calcium	**160000**		500		ug/L		03/20/23 09:08	03/21/23 23:00	1
Iron	**302**		100		ug/L		03/20/23 09:08	03/21/23 23:00	1
Magnesium	**7590**		500		ug/L		03/20/23 09:08	03/21/23 23:00	1
Molybdenum	10.0	U	10.0		ug/L		03/20/23 09:08	03/21/23 23:00	1
Potassium	**4050**		1000		ug/L		03/20/23 09:08	03/21/23 23:00	1
Selenium	20.0	U	20.0		ug/L		03/20/23 09:08	03/21/23 23:00	1
Sodium	**20700**		2000		ug/L		03/20/23 09:08	03/21/23 23:00	1

Method: SW846 6020B - Metals (ICP/MS) - Total Recoverable

Analyte	Result	Qualifier	RL	MDL	Unit	D	Prepared	Analyzed	Dil Fac
Aluminum	100	U	100		ug/L		03/20/23 09:08	03/21/23 18:52	1
Antimony	5.00	U	5.00		ug/L		03/20/23 09:08	03/21/23 18:52	1
Arsenic	3.00	U	3.00		ug/L		03/20/23 09:08	03/21/23 18:52	1
Barium	**33.8**		5.00		ug/L		03/20/23 09:08	03/21/23 18:52	1
Beryllium	0.500	U	0.500		ug/L		03/20/23 09:08	03/21/23 18:52	1
Cadmium	0.500	U	0.500		ug/L		03/20/23 09:08	03/21/23 18:52	1
Chromium	5.00	U	5.00		ug/L		03/20/23 09:08	03/21/23 18:52	1
Cobalt	0.500	U	0.500		ug/L		03/20/23 09:08	03/21/23 18:52	1
Copper	5.00	U	5.00		ug/L		03/20/23 09:08	03/21/23 18:52	1
Lead	2.50	U	2.50		ug/L		03/20/23 09:08	03/21/23 18:52	1
Nickel	5.00	U	5.00		ug/L		03/20/23 09:08	03/21/23 18:52	1
Silver	1.00	U	1.00		ug/L		03/20/23 09:08	03/21/23 18:52	1
Thallium	1.00	U	1.00		ug/L		03/20/23 09:08	03/21/23 18:52	1
Zinc	20.0	U	20.0		ug/L		03/20/23 09:08	03/21/23 18:52	1
Manganese	**57.3**		5.00		ug/L		03/20/23 09:08	03/21/23 18:52	1

Method: SW846 7470A - Mercury (CVAA)

Analyte	Result	Qualifier	RL	MDL	Unit	D	Prepared	Analyzed	Dil Fac
Mercury	0.200	U H H3	0.200		ug/L		03/20/23 13:40	03/21/23 10:52	1

Client: South Carolina Public Service Authority
Project/Site: 125915/JM02.09.G01.1/36500

Job ID: 680-232196-1

Client Sample ID: AF56402

Date Collected: 02/27/23 12:47
Date Received: 03/17/23 10:30

Lab Sample ID: 680-232196-10

Matrix: Water

Method: SW846 6010D - Metals (ICP)

Analyte	Result	Qualifier	RL	MDL	Unit	D	Prepared	Analyzed	Dil Fac
Lithium	50.0	U	50.0		ug/L		03/23/23 14:13	03/24/23 15:18	1

Method: SW846 6010D - Metals (ICP) - Total Recoverable

Analyte	Result	Qualifier	RL	MDL	Unit	D	Prepared	Analyzed	Dil Fac
Calcium	**204000**		500		ug/L		03/20/23 09:08	03/21/23 23:03	1
Iron	**23500**		100		ug/L		03/20/23 09:08	03/21/23 23:03	1
Magnesium	**24400**		500		ug/L		03/20/23 09:08	03/21/23 23:03	1
Molybdenum	10.0	U	10.0		ug/L		03/20/23 09:08	03/21/23 23:03	1
Potassium	**11400**		1000		ug/L		03/20/23 09:08	03/21/23 23:03	1
Selenium	20.0	U	20.0		ug/L		03/20/23 09:08	03/21/23 23:03	1
Sodium	**35500**		2000		ug/L		03/20/23 09:08	03/21/23 23:03	1

Method: SW846 6020B - Metals (ICP/MS) - Total Recoverable

Analyte	Result	Qualifier	RL	MDL	Unit	D	Prepared	Analyzed	Dil Fac
Aluminum	**386**		100		ug/L		03/20/23 09:08	03/21/23 18:56	1
Antimony	5.00	U	5.00		ug/L		03/20/23 09:08	03/21/23 18:56	1
Arsenic	**31.0**		3.00		ug/L		03/20/23 09:08	03/21/23 18:56	1
Barium	**74.9**		5.00		ug/L		03/20/23 09:08	03/21/23 18:56	1
Beryllium	0.500	U	0.500		ug/L		03/20/23 09:08	03/21/23 18:56	1
Cadmium	0.500	U	0.500		ug/L		03/20/23 09:08	03/21/23 18:56	1
Chromium	5.00	U	5.00		ug/L		03/20/23 09:08	03/21/23 18:56	1
Cobalt	0.500	U	0.500		ug/L		03/20/23 09:08	03/21/23 18:56	1
Copper	5.00	U	5.00		ug/L		03/20/23 09:08	03/21/23 18:56	1
Lead	2.50	U	2.50		ug/L		03/20/23 09:08	03/21/23 18:56	1
Nickel	5.00	U	5.00		ug/L		03/20/23 09:08	03/21/23 18:56	1
Silver	1.00	U	1.00		ug/L		03/20/23 09:08	03/21/23 18:56	1
Thallium	1.00	U	1.00		ug/L		03/20/23 09:08	03/21/23 18:56	1
Zinc	20.0	U	20.0		ug/L		03/20/23 09:08	03/21/23 18:56	1
Manganese	**283**		5.00		ug/L		03/20/23 09:08	03/21/23 18:56	1

Method: SW846 7470A - Mercury (CVAA)

Analyte	Result	Qualifier	RL	MDL	Unit	D	Prepared	Analyzed	Dil Fac
Mercury	0.200	U	0.200		ug/L		03/20/23 13:40	03/21/23 10:42	1

Client: South Carolina Public Service Authority
Project/Site: 125915/JM02.09.G01.1/36500

Job ID: 680-232196-1

Client Sample ID: AF56403
Date Collected: 02/27/23 09:57
Date Received: 03/17/23 10:30

Lab Sample ID: 680-232196-11
Matrix: Water

Method: SW846 6010D - Metals (ICP)

Analyte	Result	Qualifier	RL	MDL	Unit	D	Prepared	Analyzed	Dil Fac
Lithium	**51.4**		50.0		ug/L		03/23/23 14:13	03/24/23 15:22	1

Method: SW846 6010D - Metals (ICP) - Total Recoverable

Analyte	Result	Qualifier	RL	MDL	Unit	D	Prepared	Analyzed	Dil Fac
Calcium	**644000**		500		ug/L		03/20/23 09:08	03/21/23 23:06	1
Iron	**25200**		100		ug/L		03/20/23 09:08	03/21/23 23:06	1
Magnesium	**90300**		500		ug/L		03/20/23 09:08	03/21/23 23:06	1
Molybdenum	10.0	U	10.0		ug/L		03/20/23 09:08	03/21/23 23:06	1
Potassium	**28200**		1000		ug/L		03/20/23 09:08	03/21/23 23:06	1
Selenium	20.0	U	20.0		ug/L		03/20/23 09:08	03/21/23 23:06	1
Sodium	**155000**		2000		ug/L		03/20/23 09:08	03/21/23 23:06	1

Method: SW846 6020B - Metals (ICP/MS) - Total Recoverable

Analyte	Result	Qualifier	RL	MDL	Unit	D	Prepared	Analyzed	Dil Fac
Aluminum	100	U	100		ug/L		03/20/23 09:08	03/21/23 19:00	1
Antimony	5.00	U	5.00		ug/L		03/20/23 09:08	03/21/23 19:00	1
Arsenic	3.00	U	3.00		ug/L		03/20/23 09:08	03/21/23 19:00	1
Barium	**332**		5.00		ug/L		03/20/23 09:08	03/21/23 19:00	1
Beryllium	0.500	U	0.500		ug/L		03/20/23 09:08	03/21/23 19:00	1
Cadmium	0.500	U	0.500		ug/L		03/20/23 09:08	03/21/23 19:00	1
Chromium	5.00	U	5.00		ug/L		03/20/23 09:08	03/21/23 19:00	1
Cobalt	0.500	U	0.500		ug/L		03/20/23 09:08	03/21/23 19:00	1
Copper	5.00	U	5.00		ug/L		03/20/23 09:08	03/21/23 19:00	1
Lead	2.50	U	2.50		ug/L		03/20/23 09:08	03/21/23 19:00	1
Nickel	5.00	U	5.00		ug/L		03/20/23 09:08	03/21/23 19:00	1
Silver	1.00	U	1.00		ug/L		03/20/23 09:08	03/21/23 19:00	1
Thallium	1.00	U	1.00		ug/L		03/20/23 09:08	03/21/23 19:00	1
Zinc	20.0	U	20.0		ug/L		03/20/23 09:08	03/21/23 19:00	1
Manganese	**820**		5.00		ug/L		03/20/23 09:08	03/21/23 19:00	1

Method: SW846 7470A - Mercury (CVAA)

Analyte	Result	Qualifier	RL	MDL	Unit	D	Prepared	Analyzed	Dil Fac
Mercury	0.200	U	0.200		ug/L		03/20/23 13:40	03/21/23 10:32	1

Client: South Carolina Public Service Authority
Project/Site: 125915/JM02.09.G01.1/36500

Job ID: 680-232196-1

Client Sample ID: AF56404
Date Collected: 02/27/23 10:02
Date Received: 03/17/23 10:30

Lab Sample ID: 680-232196-12
Matrix: Water

Method: SW846 6010D - Metals (ICP)

Analyte	Result	Qualifier	RL	MDL	Unit	D	Prepared	Analyzed	Dil Fac
Lithium	**58.2**		50.0		ug/L		03/23/23 14:13	03/24/23 15:27	1

Method: SW846 6010D - Metals (ICP) - Total Recoverable

Analyte	Result	Qualifier	RL	MDL	Unit	D	Prepared	Analyzed	Dil Fac
Calcium	**659000**		500		ug/L		03/20/23 09:08	03/21/23 23:10	1
Iron	**25100**		100		ug/L		03/20/23 09:08	03/21/23 23:10	1
Magnesium	**91700**		500		ug/L		03/20/23 09:08	03/21/23 23:10	1
Molybdenum	10.0	U	10.0		ug/L		03/20/23 09:08	03/21/23 23:10	1
Potassium	**29000**		1000		ug/L		03/20/23 09:08	03/21/23 23:10	1
Selenium	20.0	U	20.0		ug/L		03/20/23 09:08	03/21/23 23:10	1
Sodium	**158000**		2000		ug/L		03/20/23 09:08	03/21/23 23:10	1

Method: SW846 6020B - Metals (ICP/MS) - Total Recoverable

Analyte	Result	Qualifier	RL	MDL	Unit	D	Prepared	Analyzed	Dil Fac
Aluminum	100	U	100		ug/L		03/20/23 09:08	03/21/23 19:03	1
Antimony	5.00	U	5.00		ug/L		03/20/23 09:08	03/21/23 19:03	1
Arsenic	3.00	U	3.00		ug/L		03/20/23 09:08	03/21/23 19:03	1
Barium	**325**		5.00		ug/L		03/20/23 09:08	03/21/23 19:03	1
Beryllium	0.500	U	0.500		ug/L		03/20/23 09:08	03/21/23 19:03	1
Cadmium	0.500	U	0.500		ug/L		03/20/23 09:08	03/21/23 19:03	1
Chromium	5.00	U	5.00		ug/L		03/20/23 09:08	03/21/23 19:03	1
Cobalt	0.500	U	0.500		ug/L		03/20/23 09:08	03/21/23 19:03	1
Copper	5.00	U	5.00		ug/L		03/20/23 09:08	03/21/23 19:03	1
Lead	2.50	U	2.50		ug/L		03/20/23 09:08	03/21/23 19:03	1
Nickel	5.00	U	5.00		ug/L		03/20/23 09:08	03/21/23 19:03	1
Silver	1.00	U	1.00		ug/L		03/20/23 09:08	03/21/23 19:03	1
Thallium	1.00	U	1.00		ug/L		03/20/23 09:08	03/21/23 19:03	1
Zinc	20.0	U	20.0		ug/L		03/20/23 09:08	03/21/23 19:03	1
Manganese	**800**		5.00		ug/L		03/20/23 09:08	03/21/23 19:03	1

Method: SW846 7470A - Mercury (CVAA)

Analyte	Result	Qualifier	RL	MDL	Unit	D	Prepared	Analyzed	Dil Fac
Mercury	0.200	U	0.200		ug/L		03/20/23 12:45	03/21/23 13:50	1

Client: South Carolina Public Service Authority
Project/Site: 125915/JM02.09.G01.1/36500

Job ID: 680-232196-1

Client Sample ID: AF56434

Date Collected: 02/27/23 15:44
Date Received: 03/17/23 10:30

Lab Sample ID: 680-232196-13

Matrix: Water

Method: SW846 6010D - Metals (ICP)

Analyte	Result	Qualifier	RL	MDL	Unit	D	Prepared	Analyzed	Dil Fac
Lithium	50.0	U	50.0		ug/L		03/23/23 14:13	03/24/23 15:32	1

Method: SW846 6010D - Metals (ICP) - Total Recoverable

Analyte	Result	Qualifier	RL	MDL	Unit	D	Prepared	Analyzed	Dil Fac
Calcium	**62900**		500		ug/L		03/20/23 09:08	03/21/23 23:19	1
Iron	**3180**		100		ug/L		03/20/23 09:08	03/21/23 23:19	1
Magnesium	**1950**		500		ug/L		03/20/23 09:08	03/21/23 23:19	1
Molybdenum	10.0	U	10.0		ug/L		03/20/23 09:08	03/21/23 23:19	1
Potassium	1000	U	1000		ug/L		03/20/23 09:08	03/21/23 23:19	1
Selenium	20.0	U	20.0		ug/L		03/20/23 09:08	03/21/23 23:19	1
Sodium	**4810**		2000		ug/L		03/20/23 09:08	03/21/23 23:19	1

Method: SW846 6020B - Metals (ICP/MS) - Total Recoverable

Analyte	Result	Qualifier	RL	MDL	Unit	D	Prepared	Analyzed	Dil Fac
Aluminum	**1430**		100		ug/L		03/20/23 09:08	03/21/23 19:07	1
Antimony	5.00	U	5.00		ug/L		03/20/23 09:08	03/21/23 19:07	1
Arsenic	3.00	U	3.00		ug/L		03/20/23 09:08	03/21/23 19:07	1
Barium	**41.2**		5.00		ug/L		03/20/23 09:08	03/21/23 19:07	1
Beryllium	0.500	U	0.500		ug/L		03/20/23 09:08	03/21/23 19:07	1
Cadmium	0.500	U	0.500		ug/L		03/20/23 09:08	03/21/23 19:07	1
Chromium	5.00	U	5.00		ug/L		03/20/23 09:08	03/21/23 19:07	1
Cobalt	**2.15**		0.500		ug/L		03/20/23 09:08	03/21/23 19:07	1
Copper	5.00	U	5.00		ug/L		03/20/23 09:08	03/21/23 19:07	1
Lead	2.50	U	2.50		ug/L		03/20/23 09:08	03/21/23 19:07	1
Nickel	5.00	U	5.00		ug/L		03/20/23 09:08	03/21/23 19:07	1
Silver	1.00	U	1.00		ug/L		03/20/23 09:08	03/21/23 19:07	1
Thallium	1.00	U	1.00		ug/L		03/20/23 09:08	03/21/23 19:07	1
Zinc	**264**		20.0		ug/L		03/20/23 09:08	03/21/23 19:07	1
Manganese	**52.9**		5.00		ug/L		03/20/23 09:08	03/21/23 19:07	1

Method: SW846 7470A - Mercury (CVAA)

Analyte	Result	Qualifier	RL	MDL	Unit	D	Prepared	Analyzed	Dil Fac
Mercury	0.200	U	0.200		ug/L		03/20/23 12:45	03/21/23 13:36	1

Client: South Carolina Public Service Authority
Project/Site: 125915/JM02.09.G01.1/36500

Job ID: 680-232196-1

Client Sample ID: AF56433

Date Collected: 02/28/23 12:58
Date Received: 03/17/23 10:30

Lab Sample ID: 680-232196-14

Matrix: Water

Method: SW846 6010D - Metals (ICP)

Analyte	Result	Qualifier	RL	MDL	Unit	D	Prepared	Analyzed	Dil Fac
Lithium	50.0	U	50.0		ug/L		03/23/23 14:13	03/24/23 15:37	1

Method: SW846 6010D - Metals (ICP) - Total Recoverable

Analyte	Result	Qualifier	RL	MDL	Unit	D	Prepared	Analyzed	Dil Fac
Calcium	**433000**		500		ug/L		03/20/23 09:08	03/21/23 23:23	1
Iron	**17100**		100		ug/L		03/20/23 09:08	03/21/23 23:23	1
Magnesium	**12200**		500		ug/L		03/20/23 09:08	03/21/23 23:23	1
Molybdenum	10.0	U	10.0		ug/L		03/20/23 09:08	03/21/23 23:23	1
Potassium	**5480**		1000		ug/L		03/20/23 09:08	03/21/23 23:23	1
Selenium	20.0	U	20.0		ug/L		03/20/23 09:08	03/21/23 23:23	1
Sodium	**10300**		2000		ug/L		03/20/23 09:08	03/21/23 23:23	1

Method: SW846 6020B - Metals (ICP/MS) - Total Recoverable

Analyte	Result	Qualifier	RL	MDL	Unit	D	Prepared	Analyzed	Dil Fac
Aluminum	**219**		100		ug/L		03/20/23 09:08	03/21/23 19:11	1
Antimony	5.00	U	5.00		ug/L		03/20/23 09:08	03/21/23 19:11	1
Arsenic	3.00	U	3.00		ug/L		03/20/23 09:08	03/21/23 19:11	1
Barium	**51.1**		5.00		ug/L		03/20/23 09:08	03/21/23 19:11	1
Beryllium	0.500	U	0.500		ug/L		03/20/23 09:08	03/21/23 19:11	1
Cadmium	0.500	U	0.500		ug/L		03/20/23 09:08	03/21/23 19:11	1
Chromium	5.00	U	5.00		ug/L		03/20/23 09:08	03/21/23 19:11	1
Cobalt	0.500	U	0.500		ug/L		03/20/23 09:08	03/21/23 19:11	1
Copper	5.00	U	5.00		ug/L		03/20/23 09:08	03/21/23 19:11	1
Lead	2.50	U	2.50		ug/L		03/20/23 09:08	03/21/23 19:11	1
Nickel	5.00	U	5.00		ug/L		03/20/23 09:08	03/21/23 19:11	1
Silver	1.00	U	1.00		ug/L		03/20/23 09:08	03/21/23 19:11	1
Thallium	1.00	U	1.00		ug/L		03/20/23 09:08	03/21/23 19:11	1
Zinc	20.0	U	20.0		ug/L		03/20/23 09:08	03/21/23 19:11	1
Manganese	**1240**		5.00		ug/L		03/20/23 09:08	03/21/23 19:11	1

Method: SW846 7470A - Mercury (CVAA)

Analyte	Result	Qualifier	RL	MDL	Unit	D	Prepared	Analyzed	Dil Fac
Mercury	0.200	U	0.200		ug/L		03/20/23 12:45	03/21/23 13:16	1

Client: South Carolina Public Service Authority
Project/Site: 125915/JM02.09.G01.1/36500

Job ID: 680-232196-1

Client Sample ID: AF56435

Date Collected: 02/28/23 11:44
Date Received: 03/17/23 10:30

Lab Sample ID: 680-232196-15

Matrix: Water

Method: SW846 6010D - Metals (ICP)

Analyte	Result	Qualifier	RL	MDL	Unit	D	Prepared	Analyzed	Dil Fac
Lithium	50.0	U	50.0		ug/L		03/23/23 14:13	03/24/23 15:42	1

Method: SW846 6010D - Metals (ICP) - Total Recoverable

Analyte	Result	Qualifier	RL	MDL	Unit	D	Prepared	Analyzed	Dil Fac
Calcium	**20400**		500		ug/L		03/20/23 09:08	03/21/23 23:26	1
Iron	**863**		100		ug/L		03/20/23 09:08	03/21/23 23:26	1
Magnesium	**821**		500		ug/L		03/20/23 09:08	03/21/23 23:26	1
Molybdenum	10.0	U	10.0		ug/L		03/20/23 09:08	03/21/23 23:26	1
Potassium	1000	U	1000		ug/L		03/20/23 09:08	03/21/23 23:26	1
Selenium	20.0	U	20.0		ug/L		03/20/23 09:08	03/21/23 23:26	1
Sodium	**3070**		2000		ug/L		03/20/23 09:08	03/21/23 23:26	1

Method: SW846 6020B - Metals (ICP/MS) - Total Recoverable

Analyte	Result	Qualifier	RL	MDL	Unit	D	Prepared	Analyzed	Dil Fac
Aluminum	**3470**		100		ug/L		03/20/23 09:08	03/21/23 19:15	1
Antimony	5.00	U	5.00		ug/L		03/20/23 09:08	03/21/23 19:15	1
Arsenic	**8.46**		3.00		ug/L		03/20/23 09:08	03/21/23 19:15	1
Barium	**29.9**		5.00		ug/L		03/20/23 09:08	03/21/23 19:15	1
Beryllium	0.500	U	0.500		ug/L		03/20/23 09:08	03/21/23 19:15	1
Cadmium	0.500	U	0.500		ug/L		03/20/23 09:08	03/21/23 19:15	1
Chromium	5.00	U	5.00		ug/L		03/20/23 09:08	03/21/23 19:15	1
Cobalt	**1.03**		0.500		ug/L		03/20/23 09:08	03/21/23 19:15	1
Copper	5.00	U	5.00		ug/L		03/20/23 09:08	03/21/23 19:15	1
Lead	2.50	U	2.50		ug/L		03/20/23 09:08	03/21/23 19:15	1
Nickel	5.00	U	5.00		ug/L		03/20/23 09:08	03/21/23 19:15	1
Silver	1.00	U	1.00		ug/L		03/20/23 09:08	03/21/23 19:15	1
Thallium	1.00	U	1.00		ug/L		03/20/23 09:08	03/21/23 19:15	1
Zinc	20.0	U	20.0		ug/L		03/20/23 09:08	03/21/23 19:15	1
Manganese	**24.2**		5.00		ug/L		03/20/23 09:08	03/21/23 19:15	1

Method: SW846 7470A - Mercury (CVAA)

Analyte	Result	Qualifier	RL	MDL	Unit	D	Prepared	Analyzed	Dil Fac
Mercury	0.200	U	0.200		ug/L		03/20/23 12:45	03/21/23 13:06	1

Client: South Carolina Public Service Authority
Project/Site: 125915/JM02.09.G01.1/36500

Job ID: 680-232196-1

Client Sample ID: AF56436

Date Collected: 02/28/23 10:19
Date Received: 03/17/23 10:30

Lab Sample ID: 680-232196-16

Matrix: Water

Method: SW846 6010D - Metals (ICP)

Analyte	Result	Qualifier	RL	MDL	Unit	D	Prepared	Analyzed	Dil Fac
Lithium	50.0	U	50.0		ug/L		03/23/23 14:13	03/24/23 15:46	1

Method: SW846 6010D - Metals (ICP) - Total Recoverable

Analyte	Result	Qualifier	RL	MDL	Unit	D	Prepared	Analyzed	Dil Fac
Calcium	**85500**		500		ug/L		03/20/23 09:08	03/21/23 23:29	1
Iron	**1170**		100		ug/L		03/20/23 09:08	03/21/23 23:29	1
Magnesium	**1970**		500		ug/L		03/20/23 09:08	03/21/23 23:29	1
Molybdenum	10.0	U	10.0		ug/L		03/20/23 09:08	03/21/23 23:29	1
Potassium	**1460**		1000		ug/L		03/20/23 09:08	03/21/23 23:29	1
Selenium	20.0	U	20.0		ug/L		03/20/23 09:08	03/21/23 23:29	1
Sodium	**4490**		2000		ug/L		03/20/23 09:08	03/21/23 23:29	1

Method: SW846 6020B - Metals (ICP/MS) - Total Recoverable

Analyte	Result	Qualifier	RL	MDL	Unit	D	Prepared	Analyzed	Dil Fac
Aluminum	100	U	100		ug/L		03/20/23 09:08	03/21/23 19:19	1
Antimony	5.00	U	5.00		ug/L		03/20/23 09:08	03/21/23 19:19	1
Arsenic	3.00	U	3.00		ug/L		03/20/23 09:08	03/21/23 19:19	1
Barium	**35.5**		5.00		ug/L		03/20/23 09:08	03/21/23 19:19	1
Beryllium	0.500	U	0.500		ug/L		03/20/23 09:08	03/21/23 19:19	1
Cadmium	0.500	U	0.500		ug/L		03/20/23 09:08	03/21/23 19:19	1
Chromium	5.00	U	5.00		ug/L		03/20/23 09:08	03/21/23 19:19	1
Cobalt	0.500	U	0.500		ug/L		03/20/23 09:08	03/21/23 19:19	1
Copper	5.00	U	5.00		ug/L		03/20/23 09:08	03/21/23 19:19	1
Lead	2.50	U	2.50		ug/L		03/20/23 09:08	03/21/23 19:19	1
Nickel	5.00	U	5.00		ug/L		03/20/23 09:08	03/21/23 19:19	1
Silver	1.00	U	1.00		ug/L		03/20/23 09:08	03/21/23 19:19	1
Thallium	1.00	U	1.00		ug/L		03/20/23 09:08	03/21/23 19:19	1
Zinc	**53.3**		20.0		ug/L		03/20/23 09:08	03/21/23 19:19	1
Manganese	**81.1**		5.00		ug/L		03/20/23 09:08	03/21/23 19:19	1

Method: SW846 7470A - Mercury (CVAA)

Analyte	Result	Qualifier	RL	MDL	Unit	D	Prepared	Analyzed	Dil Fac
Mercury	0.200	U	0.200		ug/L		03/20/23 12:45	03/21/23 12:39	1

Client: South Carolina Public Service Authority
Project/Site: 125915/JM02.09.G01.1/36500

Job ID: 680-232196-1

Client Sample ID: AF56437

Date Collected: 02/28/23 10:24
Date Received: 03/17/23 10:30

Lab Sample ID: 680-232196-17

Matrix: Water

Method: SW846 6010D - Metals (ICP)

Analyte	Result	Qualifier	RL	MDL	Unit	D	Prepared	Analyzed	Dil Fac
Lithium	50.0	U	50.0		ug/L		03/23/23 14:13	03/24/23 15:51	1

Method: SW846 6010D - Metals (ICP) - Total Recoverable

Analyte	Result	Qualifier	RL	MDL	Unit	D	Prepared	Analyzed	Dil Fac
Calcium	**92300**		500		ug/L		03/20/23 09:08	03/21/23 23:32	1
Iron	**1310**		100		ug/L		03/20/23 09:08	03/21/23 23:32	1
Magnesium	**1710**		500		ug/L		03/20/23 09:08	03/21/23 23:32	1
Molybdenum	10.0	U	10.0		ug/L		03/20/23 09:08	03/21/23 23:32	1
Potassium	**1230**		1000		ug/L		03/20/23 09:08	03/21/23 23:32	1
Selenium	20.0	U	20.0		ug/L		03/20/23 09:08	03/21/23 23:32	1
Sodium	**3600**		2000		ug/L		03/20/23 09:08	03/21/23 23:32	1

Method: SW846 6020B - Metals (ICP/MS) - Total Recoverable

Analyte	Result	Qualifier	RL	MDL	Unit	D	Prepared	Analyzed	Dil Fac
Aluminum	100	U	100		ug/L		03/20/23 09:08	03/21/23 19:31	1
Antimony	5.00	U	5.00		ug/L		03/20/23 09:08	03/21/23 19:31	1
Arsenic	3.00	U	3.00		ug/L		03/20/23 09:08	03/21/23 19:31	1
Barium	**36.2**		5.00		ug/L		03/20/23 09:08	03/21/23 19:31	1
Beryllium	0.500	U	0.500		ug/L		03/20/23 09:08	03/21/23 19:31	1
Cadmium	0.500	U	0.500		ug/L		03/20/23 09:08	03/21/23 19:31	1
Chromium	5.00	U	5.00		ug/L		03/20/23 09:08	03/21/23 19:31	1
Cobalt	0.500	U	0.500		ug/L		03/20/23 09:08	03/21/23 19:31	1
Copper	5.00	U	5.00		ug/L		03/20/23 09:08	03/21/23 19:31	1
Lead	2.50	U	2.50		ug/L		03/20/23 09:08	03/21/23 19:31	1
Nickel	5.00	U	5.00		ug/L		03/20/23 09:08	03/21/23 19:31	1
Silver	1.00	U	1.00		ug/L		03/20/23 09:08	03/21/23 19:31	1
Thallium	1.00	U	1.00		ug/L		03/20/23 09:08	03/21/23 19:31	1
Zinc	20.0	U	20.0		ug/L		03/20/23 09:08	03/21/23 19:31	1
Manganese	**88.0**		5.00		ug/L		03/20/23 09:08	03/21/23 19:31	1

Method: SW846 7470A - Mercury (CVAA)

Analyte	Result	Qualifier	RL	MDL	Unit	D	Prepared	Analyzed	Dil Fac
Mercury	0.200	U	0.200		ug/L		03/20/23 13:40	03/21/23 11:35	1

Client: South Carolina Public Service Authority
Project/Site: 125915/JM02.09.G01.1/36500

Job ID: 680-232196-1

Client Sample ID: AF56438
Date Collected: 02/28/23 14:31
Date Received: 03/17/23 10:30

Lab Sample ID: 680-232196-18
Matrix: Water

Method: SW846 6010D - Metals (ICP)

Analyte	Result	Qualifier	RL	MDL	Unit	D	Prepared	Analyzed	Dil Fac
Lithium	50.0	U	50.0		ug/L		03/23/23 14:13	03/24/23 16:10	1

Method: SW846 6010D - Metals (ICP) - Total Recoverable

Analyte	Result	Qualifier	RL	MDL	Unit	D	Prepared	Analyzed	Dil Fac
Calcium	**287000**		500		ug/L		03/20/23 09:08	03/21/23 23:36	1
Iron	**1800**		100		ug/L		03/20/23 09:08	03/21/23 23:36	1
Magnesium	**28000**		500		ug/L		03/20/23 09:08	03/21/23 23:36	1
Molybdenum	10.0	U	10.0		ug/L		03/20/23 09:08	03/21/23 23:36	1
Potassium	**6740**		1000		ug/L		03/20/23 09:08	03/21/23 23:36	1
Selenium	20.0	U	20.0		ug/L		03/20/23 09:08	03/21/23 23:36	1
Sodium	**17500**		2000		ug/L		03/20/23 09:08	03/21/23 23:36	1

Method: SW846 6020B - Metals (ICP/MS) - Total Recoverable

Analyte	Result	Qualifier	RL	MDL	Unit	D	Prepared	Analyzed	Dil Fac
Aluminum	100	U	100		ug/L		03/20/23 09:08	03/21/23 19:35	1
Antimony	5.00	U	5.00		ug/L		03/20/23 09:08	03/21/23 19:35	1
Arsenic	3.00	U	3.00		ug/L		03/20/23 09:08	03/21/23 19:35	1
Barium	**34.9**		5.00		ug/L		03/20/23 09:08	03/21/23 19:35	1
Beryllium	0.500	U	0.500		ug/L		03/20/23 09:08	03/21/23 19:35	1
Cadmium	0.500	U	0.500		ug/L		03/20/23 09:08	03/21/23 19:35	1
Chromium	5.00	U	5.00		ug/L		03/20/23 09:08	03/21/23 19:35	1
Cobalt	0.500	U	0.500		ug/L		03/20/23 09:08	03/21/23 19:35	1
Copper	5.00	U	5.00		ug/L		03/20/23 09:08	03/21/23 19:35	1
Lead	2.50	U	2.50		ug/L		03/20/23 09:08	03/21/23 19:35	1
Nickel	5.00	U	5.00		ug/L		03/20/23 09:08	03/21/23 19:35	1
Silver	1.00	U	1.00		ug/L		03/20/23 09:08	03/21/23 19:35	1
Thallium	1.00	U	1.00		ug/L		03/20/23 09:08	03/21/23 19:35	1
Zinc	20.0	U	20.0		ug/L		03/20/23 09:08	03/21/23 19:35	1
Manganese	**495**		5.00		ug/L		03/20/23 09:08	03/21/23 19:35	1

Method: SW846 7470A - Mercury (CVAA)

Analyte	Result	Qualifier	RL	MDL	Unit	D	Prepared	Analyzed	Dil Fac
Mercury	0.200	U	0.200		ug/L		03/20/23 13:40	03/21/23 11:32	1

Client: South Carolina Public Service Authority
Project/Site: 125915/JM02.09.G01.1/36500

Job ID: 680-232196-1

Client Sample ID: AF56409

Date Collected: 03/06/23 12:14
Date Received: 03/17/23 10:30

Lab Sample ID: 680-232196-19

Matrix: Water

Method: SW846 6010D - Metals (ICP)

Analyte	Result	Qualifier	RL	MDL	Unit	D	Prepared	Analyzed	Dil Fac
Lithium	**104**		50.0		ug/L		03/23/23 14:13	03/24/23 16:14	1

Method: SW846 6010D - Metals (ICP) - Total Recoverable

Analyte	Result	Qualifier	RL	MDL	Unit	D	Prepared	Analyzed	Dil Fac
Calcium	**1150000**		5000		ug/L		03/20/23 09:08	03/22/23 11:50	10
Iron	100	U	100		ug/L		03/20/23 09:08	03/21/23 23:39	1
Magnesium	**31700**		500		ug/L		03/20/23 09:08	03/21/23 23:39	1
Molybdenum	10.0	U	10.0		ug/L		03/20/23 09:08	03/21/23 23:39	1
Potassium	**15800**		1000		ug/L		03/20/23 09:08	03/21/23 23:39	1
Selenium	20.0	U	20.0		ug/L		03/20/23 09:08	03/21/23 23:39	1
Sodium	**144000**		2000		ug/L		03/20/23 09:08	03/21/23 23:39	1

Method: SW846 6020B - Metals (ICP/MS) - Total Recoverable

Analyte	Result	Qualifier	RL	MDL	Unit	D	Prepared	Analyzed	Dil Fac
Aluminum	100	U	100		ug/L		03/20/23 09:08	03/21/23 19:39	1
Antimony	5.00	U	5.00		ug/L		03/20/23 09:08	03/21/23 19:39	1
Arsenic	**13.8**		3.00		ug/L		03/20/23 09:08	03/21/23 19:39	1
Barium	**57.7**		5.00		ug/L		03/20/23 09:08	03/21/23 19:39	1
Beryllium	0.500	U	0.500		ug/L		03/20/23 09:08	03/21/23 19:39	1
Cadmium	0.500	U	0.500		ug/L		03/20/23 09:08	03/21/23 19:39	1
Chromium	5.00	U	5.00		ug/L		03/20/23 09:08	03/21/23 19:39	1
Cobalt	0.500	U	0.500		ug/L		03/20/23 09:08	03/21/23 19:39	1
Copper	5.00	U	5.00		ug/L		03/20/23 09:08	03/21/23 19:39	1
Lead	2.50	U	2.50		ug/L		03/20/23 09:08	03/21/23 19:39	1
Nickel	5.00	U	5.00		ug/L		03/20/23 09:08	03/21/23 19:39	1
Silver	1.00	U	1.00		ug/L		03/20/23 09:08	03/21/23 19:39	1
Thallium	1.00	U	1.00		ug/L		03/20/23 09:08	03/21/23 19:39	1
Zinc	20.0	U	20.0		ug/L		03/20/23 09:08	03/21/23 19:39	1
Manganese	**6.96**		5.00		ug/L		03/20/23 09:08	03/21/23 19:39	1

Method: SW846 7470A - Mercury (CVAA)

Analyte	Result	Qualifier	RL	MDL	Unit	D	Prepared	Analyzed	Dil Fac
Mercury	0.200	U	0.200		ug/L		03/20/23 13:40	03/21/23 11:12	1

Client: South Carolina Public Service Authority
Project/Site: 125915/JM02.09.G01.1/36500

Job ID: 680-232196-1

Client Sample ID: AF56410

Date Collected: 03/06/23 12:19
Date Received: 03/17/23 10:30

Lab Sample ID: 680-232196-20

Matrix: Water

Method: SW846 6010D - Metals (ICP)

Analyte	Result	Qualifier	RL	MDL	Unit	D	Prepared	Analyzed	Dil Fac
Lithium	**128**		50.0		ug/L		03/23/23 14:13	03/24/23 16:19	1

Method: SW846 6010D - Metals (ICP) - Total Recoverable

Analyte	Result	Qualifier	RL	MDL	Unit	D	Prepared	Analyzed	Dil Fac
Calcium	**1130000**		5000		ug/L		03/20/23 09:08	03/22/23 11:53	10
Iron	100	U	100		ug/L		03/20/23 09:08	03/21/23 23:42	1
Magnesium	**30600**		500		ug/L		03/20/23 09:08	03/21/23 23:42	1
Molybdenum	10.0	U	10.0		ug/L		03/20/23 09:08	03/21/23 23:42	1
Potassium	**15400**		1000		ug/L		03/20/23 09:08	03/21/23 23:42	1
Selenium	20.0	U	20.0		ug/L		03/20/23 09:08	03/21/23 23:42	1
Sodium	**138000**		2000		ug/L		03/20/23 09:08	03/21/23 23:42	1

Method: SW846 6020B - Metals (ICP/MS) - Total Recoverable

Analyte	Result	Qualifier	RL	MDL	Unit	D	Prepared	Analyzed	Dil Fac
Aluminum	100	U	100		ug/L		03/20/23 09:08	03/21/23 19:43	1
Antimony	5.00	U	5.00		ug/L		03/20/23 09:08	03/21/23 19:43	1
Arsenic	**12.6**		3.00		ug/L		03/20/23 09:08	03/21/23 19:43	1
Barium	**52.0**		5.00		ug/L		03/20/23 09:08	03/21/23 19:43	1
Beryllium	0.500	U	0.500		ug/L		03/20/23 09:08	03/21/23 19:43	1
Cadmium	0.500	U	0.500		ug/L		03/20/23 09:08	03/21/23 19:43	1
Chromium	5.00	U	5.00		ug/L		03/20/23 09:08	03/21/23 19:43	1
Cobalt	0.500	U	0.500		ug/L		03/20/23 09:08	03/21/23 19:43	1
Copper	5.00	U	5.00		ug/L		03/20/23 09:08	03/21/23 19:43	1
Lead	2.50	U	2.50		ug/L		03/20/23 09:08	03/21/23 19:43	1
Nickel	5.00	U	5.00		ug/L		03/20/23 09:08	03/21/23 19:43	1
Silver	1.00	U	1.00		ug/L		03/20/23 09:08	03/21/23 19:43	1
Thallium	1.00	U	1.00		ug/L		03/20/23 09:08	03/21/23 19:43	1
Zinc	20.0	U	20.0		ug/L		03/20/23 09:08	03/21/23 19:43	1
Manganese	**7.61**		5.00		ug/L		03/20/23 09:08	03/21/23 19:43	1

Method: SW846 7470A - Mercury (CVAA)

Analyte	Result	Qualifier	RL	MDL	Unit	D	Prepared	Analyzed	Dil Fac
Mercury	0.200	U	0.200		ug/L		03/20/23 13:40	03/21/23 10:59	1

Client: South Carolina Public Service Authority
Project/Site: 125915/JM02.09.G01.1/36500

Job ID: 680-232196-1

Client Sample ID: AF56411
Date Collected: 03/06/23 11:08
Date Received: 03/17/23 10:30

Lab Sample ID: 680-232196-21
Matrix: Water

Method: SW846 6010D - Metals (ICP)

Analyte	Result	Qualifier	RL	MDL	Unit	D	Prepared	Analyzed	Dil Fac
Lithium	**77.1**		50.0		ug/L		03/23/23 14:15	03/24/23 16:42	1

Method: SW846 6010D - Metals (ICP) - Total Recoverable

Analyte	Result	Qualifier	RL	MDL	Unit	D	Prepared	Analyzed	Dil Fac
Calcium	**796000**		5000		ug/L		03/20/23 09:08	03/22/23 11:56	10
Iron	100	U	100		ug/L		03/20/23 09:08	03/21/23 20:50	1
Magnesium	**40800**		500		ug/L		03/20/23 09:08	03/21/23 20:50	1
Molybdenum	10.0	U	10.0		ug/L		03/20/23 09:08	03/21/23 20:50	1
Potassium	**13000**		1000		ug/L		03/20/23 09:08	03/21/23 20:50	1
Selenium	20.0	U F2 F1	20.0		ug/L		03/20/23 09:08	03/21/23 20:50	1
Sodium	**121000**		2000		ug/L		03/20/23 09:08	03/21/23 20:50	1

Method: SW846 6020B - Metals (ICP/MS) - Total Recoverable

Analyte	Result	Qualifier	RL	MDL	Unit	D	Prepared	Analyzed	Dil Fac
Aluminum	100	U	100		ug/L		03/20/23 09:08	03/21/23 20:02	1
Antimony	5.00	U	5.00		ug/L		03/20/23 09:08	03/21/23 20:02	1
Arsenic	**8.18**		3.00		ug/L		03/20/23 09:08	03/21/23 20:02	1
Barium	**95.4**		5.00		ug/L		03/20/23 09:08	03/21/23 20:02	1
Beryllium	0.500	U	0.500		ug/L		03/20/23 09:08	03/21/23 20:02	1
Cadmium	0.500	U	0.500		ug/L		03/20/23 09:08	03/21/23 20:02	1
Chromium	5.00	U	5.00		ug/L		03/20/23 09:08	03/21/23 20:02	1
Cobalt	0.500	U	0.500		ug/L		03/20/23 09:08	03/21/23 20:02	1
Copper	5.00	U	5.00		ug/L		03/20/23 09:08	03/21/23 20:02	1
Lead	2.50	U	2.50		ug/L		03/20/23 09:08	03/21/23 20:02	1
Nickel	5.00	U	5.00		ug/L		03/20/23 09:08	03/21/23 20:02	1
Silver	1.00	U	1.00		ug/L		03/20/23 09:08	03/21/23 20:02	1
Thallium	1.00	U F1	1.00		ug/L		03/20/23 09:08	03/21/23 20:02	1
Zinc	**199**	**F1**	20.0		ug/L		03/20/23 09:08	03/21/23 20:02	1
Manganese	**101**		5.00		ug/L		03/20/23 09:08	03/21/23 20:02	1

Method: SW846 7470A - Mercury (CVAA)

Analyte	Result	Qualifier	RL	MDL	Unit	D	Prepared	Analyzed	Dil Fac
Mercury	0.200	U	0.200		ug/L		03/20/23 13:40	03/21/23 10:38	1

Client: South Carolina Public Service Authority
Project/Site: 125915/JM02.09.G01.1/36500

Job ID: 680-232196-1

Client Sample ID: AF56412

Date Collected: 03/06/23 15:15
Date Received: 03/17/23 10:30

Lab Sample ID: 680-232196-22

Matrix: Water

Method: SW846 6010D - Metals (ICP)

Analyte	Result	Qualifier	RL	MDL	Unit	D	Prepared	Analyzed	Dil Fac
Lithium	**51.5**		50.0		ug/L		03/23/23 14:15	03/24/23 16:51	1

Method: SW846 6010D - Metals (ICP) - Total Recoverable

Analyte	Result	Qualifier	RL	MDL	Unit	D	Prepared	Analyzed	Dil Fac
Calcium	**701000**		500		ug/L		03/20/23 09:08	03/21/23 21:00	1
Iron	**14700**		100		ug/L		03/20/23 09:08	03/21/23 21:00	1
Magnesium	**30200**		500		ug/L		03/20/23 09:08	03/21/23 21:00	1
Molybdenum	10.0	U	10.0		ug/L		03/20/23 09:08	03/21/23 21:00	1
Potassium	**7240**		1000		ug/L		03/20/23 09:08	03/21/23 21:00	1
Selenium	20.0	U	20.0		ug/L		03/20/23 09:08	03/21/23 21:00	1
Sodium	**108000**		2000		ug/L		03/20/23 09:08	03/21/23 21:00	1

Method: SW846 6020B - Metals (ICP/MS) - Total Recoverable

Analyte	Result	Qualifier	RL	MDL	Unit	D	Prepared	Analyzed	Dil Fac
Aluminum	100	U	100		ug/L		03/20/23 09:08	03/21/23 20:14	1
Antimony	5.00	U	5.00		ug/L		03/20/23 09:08	03/21/23 20:14	1
Arsenic	**4.94**		3.00		ug/L		03/20/23 09:08	03/21/23 20:14	1
Barium	**165**		5.00		ug/L		03/20/23 09:08	03/21/23 20:14	1
Beryllium	0.500	U	0.500		ug/L		03/20/23 09:08	03/21/23 20:14	1
Cadmium	0.500	U	0.500		ug/L		03/20/23 09:08	03/21/23 20:14	1
Chromium	5.00	U	5.00		ug/L		03/20/23 09:08	03/21/23 20:14	1
Cobalt	0.500	U	0.500		ug/L		03/20/23 09:08	03/21/23 20:14	1
Copper	5.00	U	5.00		ug/L		03/20/23 09:08	03/21/23 20:14	1
Lead	2.50	U	2.50		ug/L		03/20/23 09:08	03/21/23 20:14	1
Nickel	5.00	U	5.00		ug/L		03/20/23 09:08	03/21/23 20:14	1
Silver	1.00	U	1.00		ug/L		03/20/23 09:08	03/21/23 20:14	1
Thallium	1.00	U	1.00		ug/L		03/20/23 09:08	03/21/23 20:14	1
Zinc	20.0	U	20.0		ug/L		03/20/23 09:08	03/21/23 20:14	1
Manganese	**355**		5.00		ug/L		03/20/23 09:08	03/21/23 20:14	1

Method: SW846 7470A - Mercury (CVAA)

Analyte	Result	Qualifier	RL	MDL	Unit	D	Prepared	Analyzed	Dil Fac
Mercury	0.200	U	0.200		ug/L		03/20/23 13:40	03/21/23 14:20	1

Client: South Carolina Public Service Authority
Project/Site: 125915/JM02.09.G01.1/36500

Job ID: 680-232196-1

Client Sample ID: AF56413

Date Collected: 03/06/23 13:41
Date Received: 03/17/23 10:30

Lab Sample ID: 680-232196-23

Matrix: Water

Method: SW846 6010D - Metals (ICP)

Analyte	Result	Qualifier	RL	MDL	Unit	D	Prepared	Analyzed	Dil Fac
Lithium	50.0	U	50.0		ug/L		03/23/23 14:15	03/24/23 17:23	1

Method: SW846 6010D - Metals (ICP) - Total Recoverable

Analyte	Result	Qualifier	RL	MDL	Unit	D	Prepared	Analyzed	Dil Fac
Calcium	**163000**		500		ug/L		03/20/23 09:08	03/21/23 21:03	1
Iron	**10100**		100		ug/L		03/20/23 09:08	03/21/23 21:03	1
Magnesium	**11200**		500		ug/L		03/20/23 09:08	03/21/23 21:03	1
Molybdenum	10.0	U	10.0		ug/L		03/20/23 09:08	03/21/23 21:03	1
Potassium	**5010**		1000		ug/L		03/20/23 09:08	03/21/23 21:03	1
Selenium	20.0	U	20.0		ug/L		03/20/23 09:08	03/21/23 21:03	1
Sodium	**72500**		2000		ug/L		03/20/23 09:08	03/21/23 21:03	1

Method: SW846 6020B - Metals (ICP/MS) - Total Recoverable

Analyte	Result	Qualifier	RL	MDL	Unit	D	Prepared	Analyzed	Dil Fac
Aluminum	100	U	100		ug/L		03/20/23 09:08	03/21/23 20:18	1
Antimony	5.00	U	5.00		ug/L		03/20/23 09:08	03/21/23 20:18	1
Arsenic	3.00	U	3.00		ug/L		03/20/23 09:08	03/21/23 20:18	1
Barium	**88.7**		5.00		ug/L		03/20/23 09:08	03/21/23 20:18	1
Beryllium	0.500	U	0.500		ug/L		03/20/23 09:08	03/21/23 20:18	1
Cadmium	0.500	U	0.500		ug/L		03/20/23 09:08	03/21/23 20:18	1
Chromium	5.00	U	5.00		ug/L		03/20/23 09:08	03/21/23 20:18	1
Cobalt	**0.870**		0.500		ug/L		03/20/23 09:08	03/21/23 20:18	1
Copper	5.00	U	5.00		ug/L		03/20/23 09:08	03/21/23 20:18	1
Lead	2.50	U	2.50		ug/L		03/20/23 09:08	03/21/23 20:18	1
Nickel	5.00	U	5.00		ug/L		03/20/23 09:08	03/21/23 20:18	1
Silver	1.00	U	1.00		ug/L		03/20/23 09:08	03/21/23 20:18	1
Thallium	1.00	U	1.00		ug/L		03/20/23 09:08	03/21/23 20:18	1
Zinc	20.0	U	20.0		ug/L		03/20/23 09:08	03/21/23 20:18	1
Manganese	**235**		5.00		ug/L		03/20/23 09:08	03/21/23 20:18	1

Method: SW846 7470A - Mercury (CVAA)

Analyte	Result	Qualifier	RL	MDL	Unit	D	Prepared	Analyzed	Dil Fac
Mercury	0.200	U	0.200		ug/L		03/20/23 12:45	03/21/23 13:46	1

Client: South Carolina Public Service Authority
Project/Site: 125915/JM02.09.G01.1/36500

Job ID: 680-232196-1

Client Sample ID: AF56430

Date Collected: 03/06/23 10:10
Date Received: 03/17/23 10:30

Lab Sample ID: 680-232196-24

Matrix: Water

Method: SW846 6010D - Metals (ICP)

Analyte	Result	Qualifier	RL	MDL	Unit	D	Prepared	Analyzed	Dil Fac
Lithium	50.0	U	50.0		ug/L		03/23/23 14:15	03/24/23 17:28	1

Method: SW846 6010D - Metals (ICP) - Total Recoverable

Analyte	Result	Qualifier	RL	MDL	Unit	D	Prepared	Analyzed	Dil Fac
Calcium	**446000**		500		ug/L		03/20/23 09:08	03/21/23 21:06	1
Iron	**33300**		100		ug/L		03/20/23 09:08	03/21/23 21:06	1
Magnesium	**72500**		500		ug/L		03/20/23 09:08	03/21/23 21:06	1
Molybdenum	10.0	U	10.0		ug/L		03/20/23 09:08	03/21/23 21:06	1
Potassium	**6540**		1000		ug/L		03/20/23 09:08	03/21/23 21:06	1
Selenium	20.0	U	20.0		ug/L		03/20/23 09:08	03/21/23 21:06	1
Sodium	**87200**		2000		ug/L		03/20/23 09:08	03/21/23 21:06	1

Method: SW846 6020B - Metals (ICP/MS) - Total Recoverable

Analyte	Result	Qualifier	RL	MDL	Unit	D	Prepared	Analyzed	Dil Fac
Aluminum	100	U	100		ug/L		03/20/23 09:08	03/21/23 20:22	1
Antimony	5.00	U	5.00		ug/L		03/20/23 09:08	03/21/23 20:22	1
Arsenic	3.00	U	3.00		ug/L		03/20/23 09:08	03/21/23 20:22	1
Barium	**36.3**		5.00		ug/L		03/20/23 09:08	03/21/23 20:22	1
Beryllium	0.500	U	0.500		ug/L		03/20/23 09:08	03/21/23 20:22	1
Cadmium	0.500	U	0.500		ug/L		03/20/23 09:08	03/21/23 20:22	1
Chromium	5.00	U	5.00		ug/L		03/20/23 09:08	03/21/23 20:22	1
Cobalt	**6.51**		0.500		ug/L		03/20/23 09:08	03/21/23 20:22	1
Copper	5.00	U	5.00		ug/L		03/20/23 09:08	03/21/23 20:22	1
Lead	2.50	U	2.50		ug/L		03/20/23 09:08	03/21/23 20:22	1
Nickel	5.00	U	5.00		ug/L		03/20/23 09:08	03/21/23 20:22	1
Silver	1.00	U	1.00		ug/L		03/20/23 09:08	03/21/23 20:22	1
Thallium	1.00	U	1.00		ug/L		03/20/23 09:08	03/21/23 20:22	1
Zinc	20.0	U	20.0		ug/L		03/20/23 09:08	03/21/23 20:22	1
Manganese	**3770**		5.00		ug/L		03/20/23 09:08	03/21/23 20:22	1

Method: SW846 7470A - Mercury (CVAA)

Analyte	Result	Qualifier	RL	MDL	Unit	D	Prepared	Analyzed	Dil Fac
Mercury	0.200	U	0.200		ug/L		03/20/23 12:45	03/21/23 14:10	1

Client: South Carolina Public Service Authority
Project/Site: 125915/JM02.09.G01.1/36500

Job ID: 680-232196-1

Client Sample ID: AF56406

Date Collected: 03/09/23 10:29
Date Received: 03/17/23 10:30

Lab Sample ID: 680-232196-25

Matrix: Water

Method: SW846 6010D - Metals (ICP)

Analyte	Result	Qualifier	RL	MDL	Unit	D	Prepared	Analyzed	Dil Fac
Lithium	50.0	U	50.0		ug/L		03/23/23 14:15	03/24/23 17:33	1

Method: SW846 6010D - Metals (ICP) - Total Recoverable

Analyte	Result	Qualifier	RL	MDL	Unit	D	Prepared	Analyzed	Dil Fac
Calcium	**203000**		500		ug/L		03/20/23 09:08	03/21/23 21:09	1
Iron	**1450**		100		ug/L		03/20/23 09:08	03/21/23 21:09	1
Magnesium	**18100**		500		ug/L		03/20/23 09:08	03/21/23 21:09	1
Molybdenum	10.0	U	10.0		ug/L		03/20/23 09:08	03/21/23 21:09	1
Potassium	**4990**		1000		ug/L		03/20/23 09:08	03/21/23 21:09	1
Selenium	20.0	U	20.0		ug/L		03/20/23 09:08	03/21/23 21:09	1
Sodium	**45500**		2000		ug/L		03/20/23 09:08	03/21/23 21:09	1

Method: SW846 6020B - Metals (ICP/MS) - Total Recoverable

Analyte	Result	Qualifier	RL	MDL	Unit	D	Prepared	Analyzed	Dil Fac
Aluminum	**1940**		100		ug/L		03/20/23 09:08	03/21/23 20:26	1
Antimony	5.00	U	5.00		ug/L		03/20/23 09:08	03/21/23 20:26	1
Arsenic	3.00	U	3.00		ug/L		03/20/23 09:08	03/21/23 20:26	1
Barium	**36.4**		5.00		ug/L		03/20/23 09:08	03/21/23 20:26	1
Beryllium	0.500	U	0.500		ug/L		03/20/23 09:08	03/21/23 20:26	1
Cadmium	0.500	U	0.500		ug/L		03/20/23 09:08	03/21/23 20:26	1
Chromium	5.00	U	5.00		ug/L		03/20/23 09:08	03/21/23 20:26	1
Cobalt	**1.84**		0.500		ug/L		03/20/23 09:08	03/21/23 20:26	1
Copper	5.00	U	5.00		ug/L		03/20/23 09:08	03/21/23 20:26	1
Lead	2.50	U	2.50		ug/L		03/20/23 09:08	03/21/23 20:26	1
Nickel	5.00	U	5.00		ug/L		03/20/23 09:08	03/21/23 20:26	1
Silver	1.00	U	1.00		ug/L		03/20/23 09:08	03/21/23 20:26	1
Thallium	1.00	U	1.00		ug/L		03/20/23 09:08	03/21/23 20:26	1
Zinc	**45.6**		20.0		ug/L		03/20/23 09:08	03/21/23 20:26	1
Manganese	**183**		5.00		ug/L		03/20/23 09:08	03/21/23 20:26	1

Method: SW846 7470A - Mercury (CVAA)

Analyte	Result	Qualifier	RL	MDL	Unit	D	Prepared	Analyzed	Dil Fac
Mercury	0.200	U	0.200		ug/L		03/20/23 12:45	03/21/23 13:13	1

Client: South Carolina Public Service Authority
Project/Site: 125915/JM02.09.G01.1/36500

Job ID: 680-232196-1

Client Sample ID: AF56407

Date Collected: 03/09/23 10:34
Date Received: 03/17/23 10:30

Lab Sample ID: 680-232196-26

Matrix: Water

Method: SW846 6010D - Metals (ICP)

Analyte	Result	Qualifier	RL	MDL	Unit	D	Prepared	Analyzed	Dil Fac
Lithium	100	U	100		ug/L		03/23/23 14:15	03/24/23 17:38	1

Method: SW846 6010D - Metals (ICP) - Total Recoverable

Analyte	Result	Qualifier	RL	MDL	Unit	D	Prepared	Analyzed	Dil Fac
Calcium	**207000**		500		ug/L		03/20/23 09:08	03/21/23 21:13	1
Iron	**1440**		100		ug/L		03/20/23 09:08	03/21/23 21:13	1
Magnesium	**18200**		500		ug/L		03/20/23 09:08	03/21/23 21:13	1
Molybdenum	10.0	U	10.0		ug/L		03/20/23 09:08	03/21/23 21:13	1
Potassium	**5150**		1000		ug/L		03/20/23 09:08	03/21/23 21:13	1
Selenium	20.0	U	20.0		ug/L		03/20/23 09:08	03/21/23 21:13	1
Sodium	**46200**		2000		ug/L		03/20/23 09:08	03/21/23 21:13	1

Method: SW846 6020B - Metals (ICP/MS) - Total Recoverable

Analyte	Result	Qualifier	RL	MDL	Unit	D	Prepared	Analyzed	Dil Fac
Aluminum	**2090**		100		ug/L		03/20/23 09:08	03/21/23 20:30	1
Antimony	5.00	U	5.00		ug/L		03/20/23 09:08	03/21/23 20:30	1
Arsenic	3.00	U	3.00		ug/L		03/20/23 09:08	03/21/23 20:30	1
Barium	**36.9**		5.00		ug/L		03/20/23 09:08	03/21/23 20:30	1
Beryllium	0.500	U	0.500		ug/L		03/20/23 09:08	03/21/23 20:30	1
Cadmium	0.500	U	0.500		ug/L		03/20/23 09:08	03/21/23 20:30	1
Chromium	5.00	U	5.00		ug/L		03/20/23 09:08	03/21/23 20:30	1
Cobalt	**1.65**		0.500		ug/L		03/20/23 09:08	03/21/23 20:30	1
Copper	5.00	U	5.00		ug/L		03/20/23 09:08	03/21/23 20:30	1
Lead	2.50	U	2.50		ug/L		03/20/23 09:08	03/21/23 20:30	1
Nickel	5.00	U	5.00		ug/L		03/20/23 09:08	03/21/23 20:30	1
Silver	1.00	U	1.00		ug/L		03/20/23 09:08	03/21/23 20:30	1
Thallium	1.00	U	1.00		ug/L		03/20/23 09:08	03/21/23 20:30	1
Zinc	**29.1**		20.0		ug/L		03/20/23 09:08	03/21/23 20:30	1
Manganese	**207**		5.00		ug/L		03/20/23 09:08	03/21/23 20:30	1

Method: SW846 7470A - Mercury (CVAA)

Analyte	Result	Qualifier	RL	MDL	Unit	D	Prepared	Analyzed	Dil Fac
Mercury	0.200	U	0.200		ug/L		03/20/23 12:45	03/21/23 13:03	1

Client: South Carolina Public Service Authority
Project/Site: 125915/JM02.09.G01.1/36500

Job ID: 680-232196-1

Client Sample ID: AF56418

Date Collected: 03/09/23 12:07
Date Received: 03/17/23 10:30

Lab Sample ID: 680-232196-27

Matrix: Water

Method: SW846 6010D - Metals (ICP)

Analyte	Result	Qualifier	RL	MDL	Unit	D	Prepared	Analyzed	Dil Fac
Lithium	**76.7**		50.0		ug/L		03/23/23 14:15	03/24/23 17:42	1

Method: SW846 6010D - Metals (ICP) - Total Recoverable

Analyte	Result	Qualifier	RL	MDL	Unit	D	Prepared	Analyzed	Dil Fac
Calcium	**94400**		500		ug/L		03/20/23 09:08	03/21/23 21:22	1
Iron	**840**		100		ug/L		03/20/23 09:08	03/21/23 21:22	1
Magnesium	**7510**		500		ug/L		03/20/23 09:08	03/21/23 21:22	1
Molybdenum	**90.2**		10.0		ug/L		03/20/23 09:08	03/21/23 21:22	1
Potassium	**7420**		1000		ug/L		03/20/23 09:08	03/21/23 21:22	1
Selenium	20.0	U	20.0		ug/L		03/20/23 09:08	03/21/23 21:22	1
Sodium	**25200**		2000		ug/L		03/20/23 09:08	03/21/23 21:22	1

Method: SW846 6020B - Metals (ICP/MS) - Total Recoverable

Analyte	Result	Qualifier	RL	MDL	Unit	D	Prepared	Analyzed	Dil Fac
Aluminum	**134**		100		ug/L		03/20/23 09:08	03/21/23 20:41	1
Antimony	5.00	U	5.00		ug/L		03/20/23 09:08	03/21/23 20:41	1
Arsenic	**249**		3.00		ug/L		03/20/23 09:08	03/21/23 20:41	1
Barium	**127**		5.00		ug/L		03/20/23 09:08	03/21/23 20:41	1
Beryllium	0.500	U	0.500		ug/L		03/20/23 09:08	03/21/23 20:41	1
Cadmium	0.500	U	0.500		ug/L		03/20/23 09:08	03/21/23 20:41	1
Chromium	5.00	U	5.00		ug/L		03/20/23 09:08	03/21/23 20:41	1
Cobalt	**2.17**		0.500		ug/L		03/20/23 09:08	03/21/23 20:41	1
Copper	5.00	U	5.00		ug/L		03/20/23 09:08	03/21/23 20:41	1
Lead	2.50	U	2.50		ug/L		03/20/23 09:08	03/21/23 20:41	1
Nickel	5.00	U	5.00		ug/L		03/20/23 09:08	03/21/23 20:41	1
Silver	1.00	U	1.00		ug/L		03/20/23 09:08	03/21/23 20:41	1
Thallium	1.00	U	1.00		ug/L		03/20/23 09:08	03/21/23 20:41	1
Zinc	20.0	U	20.0		ug/L		03/20/23 09:08	03/21/23 20:41	1
Manganese	**113**		5.00		ug/L		03/20/23 09:08	03/21/23 20:41	1

Method: SW846 7470A - Mercury (CVAA)

Analyte	Result	Qualifier	RL	MDL	Unit	D	Prepared	Analyzed	Dil Fac
Mercury	0.200	U	0.200		ug/L		03/20/23 12:45	03/21/23 12:36	1

Client: South Carolina Public Service Authority
Project/Site: 125915/JM02.09.G01.1/36500

Job ID: 680-232196-1

Client Sample ID: AF56422

Date Collected: 03/09/23 13:19
Date Received: 03/17/23 10:30

Lab Sample ID: 680-232196-28

Matrix: Water

Method: SW846 6010D - Metals (ICP)

Analyte	Result	Qualifier	RL	MDL	Unit	D	Prepared	Analyzed	Dil Fac
Lithium	50.0	U	50.0		ug/L		03/23/23 14:15	03/24/23 17:47	1

Method: SW846 6010D - Metals (ICP) - Total Recoverable

Analyte	Result	Qualifier	RL	MDL	Unit	D	Prepared	Analyzed	Dil Fac
Calcium	**250000**		500		ug/L		03/20/23 09:08	03/21/23 21:26	1
Iron	**15600**		100		ug/L		03/20/23 09:08	03/21/23 21:26	1
Magnesium	**9000**		500		ug/L		03/20/23 09:08	03/21/23 21:26	1
Molybdenum	10.0	U	10.0		ug/L		03/20/23 09:08	03/21/23 21:26	1
Potassium	**3920**		1000		ug/L		03/20/23 09:08	03/21/23 21:26	1
Selenium	20.0	U	20.0		ug/L		03/20/23 09:08	03/21/23 21:26	1
Sodium	**74400**		2000		ug/L		03/20/23 09:08	03/21/23 21:26	1

Method: SW846 6020B - Metals (ICP/MS) - Total Recoverable

Analyte	Result	Qualifier	RL	MDL	Unit	D	Prepared	Analyzed	Dil Fac
Aluminum	100	U	100		ug/L		03/20/23 09:08	03/21/23 20:45	1
Antimony	5.00	U	5.00		ug/L		03/20/23 09:08	03/21/23 20:45	1
Arsenic	**8.53**		3.00		ug/L		03/20/23 09:08	03/21/23 20:45	1
Barium	**121**		5.00		ug/L		03/20/23 09:08	03/21/23 20:45	1
Beryllium	0.500	U	0.500		ug/L		03/20/23 09:08	03/21/23 20:45	1
Cadmium	0.500	U	0.500		ug/L		03/20/23 09:08	03/21/23 20:45	1
Chromium	5.00	U	5.00		ug/L		03/20/23 09:08	03/21/23 20:45	1
Cobalt	0.500	U	0.500		ug/L		03/20/23 09:08	03/21/23 20:45	1
Copper	5.00	U	5.00		ug/L		03/20/23 09:08	03/21/23 20:45	1
Lead	2.50	U	2.50		ug/L		03/20/23 09:08	03/21/23 20:45	1
Nickel	5.00	U	5.00		ug/L		03/20/23 09:08	03/21/23 20:45	1
Silver	1.00	U	1.00		ug/L		03/20/23 09:08	03/21/23 20:45	1
Thallium	1.00	U	1.00		ug/L		03/20/23 09:08	03/21/23 20:45	1
Zinc	**37.7**		20.0		ug/L		03/20/23 09:08	03/21/23 20:45	1
Manganese	**272**		5.00		ug/L		03/20/23 09:08	03/21/23 20:45	1

Method: SW846 7470A - Mercury (CVAA)

Analyte	Result	Qualifier	RL	MDL	Unit	D	Prepared	Analyzed	Dil Fac
Mercury	0.200	U	0.200		ug/L		03/20/23 13:40	03/21/23 14:24	1

Client: South Carolina Public Service Authority
Project/Site: 125915/JM02.09.G01.1/36500

Job ID: 680-232196-1

Client Sample ID: AF56419
Date Collected: 03/07/23 14:51
Date Received: 03/17/23 10:30

Lab Sample ID: 680-232196-29
Matrix: Water

Method: SW846 6010D - Metals (ICP)

Analyte	Result	Qualifier	RL	MDL	Unit	D	Prepared	Analyzed	Dil Fac
Lithium	**234**		50.0		ug/L		03/23/23 14:15	03/24/23 17:52	1

Method: SW846 6010D - Metals (ICP) - Total Recoverable

Analyte	Result	Qualifier	RL	MDL	Unit	D	Prepared	Analyzed	Dil Fac
Calcium	**601000**		500		ug/L		03/20/23 09:08	03/21/23 21:29	1
Iron	**19700**		100		ug/L		03/20/23 09:08	03/21/23 21:29	1
Magnesium	**88700**		500		ug/L		03/20/23 09:08	03/21/23 21:29	1
Molybdenum	**94.7**		10.0		ug/L		03/20/23 09:08	03/21/23 21:29	1
Potassium	**22200**		1000		ug/L		03/20/23 09:08	03/21/23 21:29	1
Selenium	20.0	U	20.0		ug/L		03/20/23 09:08	03/21/23 21:29	1
Sodium	**44900**		2000		ug/L		03/20/23 09:08	03/21/23 21:29	1

Method: SW846 6020B - Metals (ICP/MS) - Total Recoverable

Analyte	Result	Qualifier	RL	MDL	Unit	D	Prepared	Analyzed	Dil Fac
Aluminum	**672**		100		ug/L		03/20/23 09:08	03/21/23 20:49	1
Antimony	5.00	U	5.00		ug/L		03/20/23 09:08	03/21/23 20:49	1
Arsenic	**474**		3.00		ug/L		03/20/23 09:08	03/21/23 20:49	1
Barium	**83.9**		5.00		ug/L		03/20/23 09:08	03/21/23 20:49	1
Beryllium	0.500	U	0.500		ug/L		03/20/23 09:08	03/21/23 20:49	1
Cadmium	0.500	U	0.500		ug/L		03/20/23 09:08	03/21/23 20:49	1
Chromium	5.00	U	5.00		ug/L		03/20/23 09:08	03/21/23 20:49	1
Cobalt	**1.29**		0.500		ug/L		03/20/23 09:08	03/21/23 20:49	1
Copper	5.00	U	5.00		ug/L		03/20/23 09:08	03/21/23 20:49	1
Lead	2.50	U	2.50		ug/L		03/20/23 09:08	03/21/23 20:49	1
Nickel	5.00	U	5.00		ug/L		03/20/23 09:08	03/21/23 20:49	1
Silver	1.00	U	1.00		ug/L		03/20/23 09:08	03/21/23 20:49	1
Thallium	1.00	U	1.00		ug/L		03/20/23 09:08	03/21/23 20:49	1
Zinc	**24.2**		20.0		ug/L		03/20/23 09:08	03/21/23 20:49	1
Manganese	**1020**		5.00		ug/L		03/20/23 09:08	03/21/23 20:49	1

Method: SW846 7470A - Mercury (CVAA)

Analyte	Result	Qualifier	RL	MDL	Unit	D	Prepared	Analyzed	Dil Fac
Mercury	0.200	U	0.200		ug/L		03/20/23 13:40	03/21/23 11:22	1

Client: South Carolina Public Service Authority
Project/Site: 125915/JM02.09.G01.1/36500

Job ID: 680-232196-1

Client Sample ID: AF56425

Date Collected: 03/07/23 12:49
Date Received: 03/17/23 10:30

Lab Sample ID: 680-232196-30

Matrix: Water

Method: SW846 6010D - Metals (ICP)

Analyte	Result	Qualifier	RL	MDL	Unit	D	Prepared	Analyzed	Dil Fac
Lithium	50.0	U	50.0		ug/L		03/23/23 14:15	03/24/23 18:10	1

Method: SW846 6010D - Metals (ICP) - Total Recoverable

Analyte	Result	Qualifier	RL	MDL	Unit	D	Prepared	Analyzed	Dil Fac
Calcium	**68500**		500		ug/L		03/20/23 09:08	03/21/23 21:32	1
Iron	**3190**		100		ug/L		03/20/23 09:08	03/21/23 21:32	1
Magnesium	**2680**		500		ug/L		03/20/23 09:08	03/21/23 21:32	1
Molybdenum	10.0	U	10.0		ug/L		03/20/23 09:08	03/21/23 21:32	1
Potassium	**2060**		1000		ug/L		03/20/23 09:08	03/21/23 21:32	1
Selenium	20.0	U	20.0		ug/L		03/20/23 09:08	03/21/23 21:32	1
Sodium	**11100**		2000		ug/L		03/20/23 09:08	03/21/23 21:32	1

Method: SW846 6020B - Metals (ICP/MS) - Total Recoverable

Analyte	Result	Qualifier	RL	MDL	Unit	D	Prepared	Analyzed	Dil Fac
Aluminum	100	U	100		ug/L		03/20/23 09:08	03/21/23 20:53	1
Antimony	5.00	U	5.00		ug/L		03/20/23 09:08	03/21/23 20:53	1
Arsenic	3.00	U	3.00		ug/L		03/20/23 09:08	03/21/23 20:53	1
Barium	**9.10**		5.00		ug/L		03/20/23 09:08	03/21/23 20:53	1
Beryllium	0.500	U	0.500		ug/L		03/20/23 09:08	03/21/23 20:53	1
Cadmium	0.500	U	0.500		ug/L		03/20/23 09:08	03/21/23 20:53	1
Chromium	5.00	U	5.00		ug/L		03/20/23 09:08	03/21/23 20:53	1
Cobalt	0.500	U	0.500		ug/L		03/20/23 09:08	03/21/23 20:53	1
Copper	**30.7**		5.00		ug/L		03/20/23 09:08	03/21/23 20:53	1
Lead	2.50	U	2.50		ug/L		03/20/23 09:08	03/21/23 20:53	1
Nickel	5.00	U	5.00		ug/L		03/20/23 09:08	03/21/23 20:53	1
Silver	1.00	U	1.00		ug/L		03/20/23 09:08	03/21/23 20:53	1
Thallium	1.00	U	1.00		ug/L		03/20/23 09:08	03/21/23 20:53	1
Zinc	20.0	U	20.0		ug/L		03/20/23 09:08	03/21/23 20:53	1
Manganese	**90.8**		5.00		ug/L		03/20/23 09:08	03/21/23 20:53	1

Method: SW846 7470A - Mercury (CVAA)

Analyte	Result	Qualifier	RL	MDL	Unit	D	Prepared	Analyzed	Dil Fac
Mercury	0.200	U	0.200		ug/L		03/20/23 13:40	03/21/23 11:05	1

Client: South Carolina Public Service Authority
Project/Site: 125915/JM02.09.G01.1/36500

Job ID: 680-232196-1

Client Sample ID: AF56426

Date Collected: 03/07/23 10:22
Date Received: 03/17/23 10:30

Lab Sample ID: 680-232196-31

Matrix: Water

Method: SW846 6010D - Metals (ICP)

Analyte	Result	Qualifier	RL	MDL	Unit	D	Prepared	Analyzed	Dil Fac
Lithium	50.0	U	50.0		ug/L		03/23/23 14:15	03/24/23 18:15	1

Method: SW846 6010D - Metals (ICP) - Total Recoverable

Analyte	Result	Qualifier	RL	MDL	Unit	D	Prepared	Analyzed	Dil Fac
Calcium	**20600**		500		ug/L		03/20/23 09:08	03/21/23 21:35	1
Iron	**386**		100		ug/L		03/20/23 09:08	03/21/23 21:35	1
Magnesium	**1730**		500		ug/L		03/20/23 09:08	03/21/23 21:35	1
Molybdenum	10.0	U	10.0		ug/L		03/20/23 09:08	03/21/23 21:35	1
Potassium	1000	U	1000		ug/L		03/20/23 09:08	03/21/23 21:35	1
Selenium	20.0	U	20.0		ug/L		03/20/23 09:08	03/21/23 21:35	1
Sodium	**4370**		2000		ug/L		03/20/23 09:08	03/21/23 21:35	1

Method: SW846 6020B - Metals (ICP/MS) - Total Recoverable

Analyte	Result	Qualifier	RL	MDL	Unit	D	Prepared	Analyzed	Dil Fac
Aluminum	**164**		100		ug/L		03/20/23 09:08	03/21/23 20:57	1
Antimony	5.00	U	5.00		ug/L		03/20/23 09:08	03/21/23 20:57	1
Arsenic	3.00	U	3.00		ug/L		03/20/23 09:08	03/21/23 20:57	1
Barium	**34.6**		5.00		ug/L		03/20/23 09:08	03/21/23 20:57	1
Beryllium	0.500	U	0.500		ug/L		03/20/23 09:08	03/21/23 20:57	1
Cadmium	0.500	U	0.500		ug/L		03/20/23 09:08	03/21/23 20:57	1
Chromium	5.00	U	5.00		ug/L		03/20/23 09:08	03/21/23 20:57	1
Cobalt	0.500	U	0.500		ug/L		03/20/23 09:08	03/21/23 20:57	1
Copper	5.00	U	5.00		ug/L		03/20/23 09:08	03/21/23 20:57	1
Lead	2.50	U	2.50		ug/L		03/20/23 09:08	03/21/23 20:57	1
Nickel	5.00	U	5.00		ug/L		03/20/23 09:08	03/21/23 20:57	1
Silver	1.00	U	1.00		ug/L		03/20/23 09:08	03/21/23 20:57	1
Thallium	1.00	U	1.00		ug/L		03/20/23 09:08	03/21/23 20:57	1
Zinc	**32.7**		20.0		ug/L		03/20/23 09:08	03/21/23 20:57	1
Manganese	**18.4**		5.00		ug/L		03/20/23 09:08	03/21/23 20:57	1

Method: SW846 7470A - Mercury (CVAA)

Analyte	Result	Qualifier	RL	MDL	Unit	D	Prepared	Analyzed	Dil Fac
Mercury	0.200	U	0.200		ug/L		03/20/23 13:40	03/21/23 10:55	1

Client: South Carolina Public Service Authority
Project/Site: 125915/JM02.09.G01.1/36500

Job ID: 680-232196-1

Client Sample ID: AF56427

Date Collected: 03/07/23 10:27
Date Received: 03/17/23 10:30

Lab Sample ID: 680-232196-32

Matrix: Water

Method: SW846 6010D - Metals (ICP)

Analyte	Result	Qualifier	RL	MDL	Unit	D	Prepared	Analyzed	Dil Fac
Lithium	50.0	U	50.0		ug/L		03/23/23 14:15	03/24/23 18:19	1

Method: SW846 6010D - Metals (ICP) - Total Recoverable

Analyte	Result	Qualifier	RL	MDL	Unit	D	Prepared	Analyzed	Dil Fac
Calcium	**22400**		500		ug/L		03/20/23 09:08	03/21/23 21:39	1
Iron	**392**		100		ug/L		03/20/23 09:08	03/21/23 21:39	1
Magnesium	**1820**		500		ug/L		03/20/23 09:08	03/21/23 21:39	1
Molybdenum	10.0	U	10.0		ug/L		03/20/23 09:08	03/21/23 21:39	1
Potassium	1000	U	1000		ug/L		03/20/23 09:08	03/21/23 21:39	1
Selenium	20.0	U	20.0		ug/L		03/20/23 09:08	03/21/23 21:39	1
Sodium	**4470**		2000		ug/L		03/20/23 09:08	03/21/23 21:39	1

Method: SW846 6020B - Metals (ICP/MS) - Total Recoverable

Analyte	Result	Qualifier	RL	MDL	Unit	D	Prepared	Analyzed	Dil Fac
Aluminum	**178**		100		ug/L		03/20/23 09:08	03/21/23 21:01	1
Antimony	5.00	U	5.00		ug/L		03/20/23 09:08	03/21/23 21:01	1
Arsenic	3.00	U	3.00		ug/L		03/20/23 09:08	03/21/23 21:01	1
Barium	**34.5**		5.00		ug/L		03/20/23 09:08	03/21/23 21:01	1
Beryllium	0.500	U	0.500		ug/L		03/20/23 09:08	03/21/23 21:01	1
Cadmium	0.500	U	0.500		ug/L		03/20/23 09:08	03/21/23 21:01	1
Chromium	5.00	U	5.00		ug/L		03/20/23 09:08	03/21/23 21:01	1
Cobalt	0.500	U	0.500		ug/L		03/20/23 09:08	03/21/23 21:01	1
Copper	5.00	U	5.00		ug/L		03/20/23 09:08	03/21/23 21:01	1
Lead	2.50	U	2.50		ug/L		03/20/23 09:08	03/21/23 21:01	1
Nickel	5.00	U	5.00		ug/L		03/20/23 09:08	03/21/23 21:01	1
Silver	1.00	U	1.00		ug/L		03/20/23 09:08	03/21/23 21:01	1
Thallium	1.00	U	1.00		ug/L		03/20/23 09:08	03/21/23 21:01	1
Zinc	20.0	U	20.0		ug/L		03/20/23 09:08	03/21/23 21:01	1
Manganese	**19.9**		5.00		ug/L		03/20/23 09:08	03/21/23 21:01	1

Method: SW846 7470A - Mercury (CVAA)

Analyte	Result	Qualifier	RL	MDL	Unit	D	Prepared	Analyzed	Dil Fac
Mercury	0.200	U	0.200		ug/L		03/20/23 13:40	03/21/23 10:35	1

Client: South Carolina Public Service Authority
Project/Site: 125915/JM02.09.G01.1/36500

Job ID: 680-232196-1

Client Sample ID: AF56408

Date Collected: 03/08/23 13:38
Date Received: 03/17/23 10:30

Lab Sample ID: 680-232196-33

Matrix: Water

Method: SW846 6010D - Metals (ICP)

Analyte	Result	Qualifier	RL	MDL	Unit	D	Prepared	Analyzed	Dil Fac
Lithium	50.0	U	50.0		ug/L		03/23/23 14:15	03/24/23 18:24	1

Method: SW846 6010D - Metals (ICP) - Total Recoverable

Analyte	Result	Qualifier	RL	MDL	Unit	D	Prepared	Analyzed	Dil Fac
Calcium	**416000**		500		ug/L		03/20/23 09:08	03/21/23 21:42	1
Iron	**56000**		100		ug/L		03/20/23 09:08	03/21/23 21:42	1
Magnesium	**30400**		500		ug/L		03/20/23 09:08	03/21/23 21:42	1
Molybdenum	10.0	U	10.0		ug/L		03/20/23 09:08	03/21/23 21:42	1
Potassium	**2780**		1000		ug/L		03/20/23 09:08	03/21/23 21:42	1
Selenium	20.0	U	20.0		ug/L		03/20/23 09:08	03/21/23 21:42	1
Sodium	**127000**		2000		ug/L		03/20/23 09:08	03/21/23 21:42	1

Method: SW846 6020B - Metals (ICP/MS) - Total Recoverable

Analyte	Result	Qualifier	RL	MDL	Unit	D	Prepared	Analyzed	Dil Fac
Aluminum	100	U	100		ug/L		03/20/23 09:08	03/21/23 21:05	1
Antimony	5.00	U	5.00		ug/L		03/20/23 09:08	03/21/23 21:05	1
Arsenic	3.00	U	3.00		ug/L		03/20/23 09:08	03/21/23 21:05	1
Barium	**305**		5.00		ug/L		03/20/23 09:08	03/21/23 21:05	1
Beryllium	0.500	U	0.500		ug/L		03/20/23 09:08	03/21/23 21:05	1
Cadmium	0.500	U	0.500		ug/L		03/20/23 09:08	03/21/23 21:05	1
Chromium	5.00	U	5.00		ug/L		03/20/23 09:08	03/21/23 21:05	1
Cobalt	**0.555**		0.500		ug/L		03/20/23 09:08	03/21/23 21:05	1
Copper	5.00	U	5.00		ug/L		03/20/23 09:08	03/21/23 21:05	1
Lead	2.50	U	2.50		ug/L		03/20/23 09:08	03/21/23 21:05	1
Nickel	5.00	U	5.00		ug/L		03/20/23 09:08	03/21/23 21:05	1
Silver	1.00	U	1.00		ug/L		03/20/23 09:08	03/21/23 21:05	1
Thallium	1.00	U	1.00		ug/L		03/20/23 09:08	03/21/23 21:05	1
Zinc	**136**		20.0		ug/L		03/20/23 09:08	03/21/23 21:05	1
Manganese	**694**		5.00		ug/L		03/20/23 09:08	03/21/23 21:05	1

Method: SW846 7470A - Mercury (CVAA)

Analyte	Result	Qualifier	RL	MDL	Unit	D	Prepared	Analyzed	Dil Fac
Mercury	0.200	U F1	0.200		ug/L		03/20/23 13:40	03/21/23 12:16	1

Client: South Carolina Public Service Authority
Project/Site: 125915/JM02.09.G01.1/36500

Job ID: 680-232196-1

Client Sample ID: AF56415

Date Collected: 03/08/23 15:13
Date Received: 03/17/23 10:30

Lab Sample ID: 680-232196-34

Matrix: Water

Method: SW846 6010D - Metals (ICP)

Analyte	Result	Qualifier	RL	MDL	Unit	D	Prepared	Analyzed	Dil Fac
Lithium	50.0	U	50.0		ug/L		03/23/23 14:15	03/24/23 18:29	1

Method: SW846 6010D - Metals (ICP) - Total Recoverable

Analyte	Result	Qualifier	RL	MDL	Unit	D	Prepared	Analyzed	Dil Fac
Calcium	**202000**		500		ug/L		03/20/23 09:08	03/21/23 21:45	1
Iron	**8580**		100		ug/L		03/20/23 09:08	03/21/23 21:45	1
Magnesium	**19800**		500		ug/L		03/20/23 09:08	03/21/23 21:45	1
Molybdenum	10.0	U	10.0		ug/L		03/20/23 09:08	03/21/23 21:45	1
Potassium	**11800**		1000		ug/L		03/20/23 09:08	03/21/23 21:45	1
Selenium	20.0	U	20.0		ug/L		03/20/23 09:08	03/21/23 21:45	1
Sodium	**128000**		2000		ug/L		03/20/23 09:08	03/21/23 21:45	1

Method: SW846 6020B - Metals (ICP/MS) - Total Recoverable

Analyte	Result	Qualifier	RL	MDL	Unit	D	Prepared	Analyzed	Dil Fac
Aluminum	100	U	100		ug/L		03/20/23 09:08	03/21/23 21:09	1
Antimony	5.00	U	5.00		ug/L		03/20/23 09:08	03/21/23 21:09	1
Arsenic	3.00	U	3.00		ug/L		03/20/23 09:08	03/21/23 21:09	1
Barium	**86.8**		5.00		ug/L		03/20/23 09:08	03/21/23 21:09	1
Beryllium	0.500	U	0.500		ug/L		03/20/23 09:08	03/21/23 21:09	1
Cadmium	0.500	U	0.500		ug/L		03/20/23 09:08	03/21/23 21:09	1
Chromium	5.00	U	5.00		ug/L		03/20/23 09:08	03/21/23 21:09	1
Cobalt	0.500	U	0.500		ug/L		03/20/23 09:08	03/21/23 21:09	1
Copper	5.00	U	5.00		ug/L		03/20/23 09:08	03/21/23 21:09	1
Lead	2.50	U	2.50		ug/L		03/20/23 09:08	03/21/23 21:09	1
Nickel	5.00	U	5.00		ug/L		03/20/23 09:08	03/21/23 21:09	1
Silver	1.00	U	1.00		ug/L		03/20/23 09:08	03/21/23 21:09	1
Thallium	1.00	U	1.00		ug/L		03/20/23 09:08	03/21/23 21:09	1
Zinc	**39.3**		20.0		ug/L		03/20/23 09:08	03/21/23 21:09	1
Manganese	**203**		5.00		ug/L		03/20/23 09:08	03/21/23 21:09	1

Method: SW846 7470A - Mercury (CVAA)

Analyte	Result	Qualifier	RL	MDL	Unit	D	Prepared	Analyzed	Dil Fac
Mercury	0.200	U	0.200		ug/L		03/20/23 12:45	03/21/23 13:43	1

Client: South Carolina Public Service Authority
Project/Site: 125915/JM02.09.G01.1/36500

Job ID: 680-232196-1

Client Sample ID: AF56416

Date Collected: 03/08/23 10:09
Date Received: 03/17/23 10:30

Lab Sample ID: 680-232196-35

Matrix: Water

Method: SW846 6010D - Metals (ICP)

Analyte	Result	Qualifier	RL	MDL	Unit	D	Prepared	Analyzed	Dil Fac
Lithium	50.0	U	50.0		ug/L		03/23/23 14:15	03/24/23 18:34	1

Method: SW846 6010D - Metals (ICP) - Total Recoverable

Analyte	Result	Qualifier	RL	MDL	Unit	D	Prepared	Analyzed	Dil Fac
Calcium	**260000**		500		ug/L		03/20/23 09:08	03/21/23 21:48	1
Iron	**1570**		100		ug/L		03/20/23 09:08	03/21/23 21:48	1
Magnesium	**38100**		500		ug/L		03/20/23 09:08	03/21/23 21:48	1
Molybdenum	**18.0**		10.0		ug/L		03/20/23 09:08	03/21/23 21:48	1
Potassium	**13800**		1000		ug/L		03/20/23 09:08	03/21/23 21:48	1
Selenium	20.0	U	20.0		ug/L		03/20/23 09:08	03/21/23 21:48	1
Sodium	**69700**		2000		ug/L		03/20/23 09:08	03/21/23 21:48	1

Method: SW846 6020B - Metals (ICP/MS) - Total Recoverable

Analyte	Result	Qualifier	RL	MDL	Unit	D	Prepared	Analyzed	Dil Fac
Aluminum	100	U	100		ug/L		03/20/23 09:08	03/21/23 21:13	1
Antimony	5.00	U	5.00		ug/L		03/20/23 09:08	03/21/23 21:13	1
Arsenic	**85.9**		3.00		ug/L		03/20/23 09:08	03/21/23 21:13	1
Barium	**44.4**		5.00		ug/L		03/20/23 09:08	03/21/23 21:13	1
Beryllium	0.500	U	0.500		ug/L		03/20/23 09:08	03/21/23 21:13	1
Cadmium	0.500	U	0.500		ug/L		03/20/23 09:08	03/21/23 21:13	1
Chromium	5.00	U	5.00		ug/L		03/20/23 09:08	03/21/23 21:13	1
Cobalt	0.500	U	0.500		ug/L		03/20/23 09:08	03/21/23 21:13	1
Copper	5.00	U	5.00		ug/L		03/20/23 09:08	03/21/23 21:13	1
Lead	2.50	U	2.50		ug/L		03/20/23 09:08	03/21/23 21:13	1
Nickel	5.00	U	5.00		ug/L		03/20/23 09:08	03/21/23 21:13	1
Silver	1.00	U	1.00		ug/L		03/20/23 09:08	03/21/23 21:13	1
Thallium	1.00	U	1.00		ug/L		03/20/23 09:08	03/21/23 21:13	1
Zinc	**413**		20.0		ug/L		03/20/23 09:08	03/21/23 21:13	1
Manganese	**82.2**		5.00		ug/L		03/20/23 09:08	03/21/23 21:13	1

Method: SW846 7470A - Mercury (CVAA)

Analyte	Result	Qualifier	RL	MDL	Unit	D	Prepared	Analyzed	Dil Fac
Mercury	0.200	U	0.200		ug/L		03/20/23 12:45	03/21/23 13:23	1

Client: South Carolina Public Service Authority
Project/Site: 125915/JM02.09.G01.1/36500

Job ID: 680-232196-1

Client Sample ID: AF56417

Date Collected: 03/08/23 10:14
Date Received: 03/17/23 10:30

Lab Sample ID: 680-232196-36

Matrix: Water

Method: SW846 6010D - Metals (ICP)

Analyte	Result	Qualifier	RL	MDL	Unit	D	Prepared	Analyzed	Dil Fac
Lithium	50.0	U	50.0		ug/L		03/23/23 14:15	03/24/23 18:38	1

Method: SW846 6010D - Metals (ICP) - Total Recoverable

Analyte	Result	Qualifier	RL	MDL	Unit	D	Prepared	Analyzed	Dil Fac
Calcium	**260000**		500		ug/L		03/20/23 09:08	03/21/23 21:52	1
Iron	**1740**		100		ug/L		03/20/23 09:08	03/21/23 21:52	1
Magnesium	**37600**		500		ug/L		03/20/23 09:08	03/21/23 21:52	1
Molybdenum	**21.2**		10.0		ug/L		03/20/23 09:08	03/21/23 21:52	1
Potassium	**13800**		1000		ug/L		03/20/23 09:08	03/21/23 21:52	1
Selenium	20.0	U	20.0		ug/L		03/20/23 09:08	03/21/23 21:52	1
Sodium	**69400**		2000		ug/L		03/20/23 09:08	03/21/23 21:52	1

Method: SW846 6020B - Metals (ICP/MS) - Total Recoverable

Analyte	Result	Qualifier	RL	MDL	Unit	D	Prepared	Analyzed	Dil Fac
Aluminum	100	U	100		ug/L		03/20/23 09:08	03/21/23 21:17	1
Antimony	5.00	U	5.00		ug/L		03/20/23 09:08	03/21/23 21:17	1
Arsenic	**85.8**		3.00		ug/L		03/20/23 09:08	03/21/23 21:17	1
Barium	**45.4**		5.00		ug/L		03/20/23 09:08	03/21/23 21:17	1
Beryllium	0.500	U	0.500		ug/L		03/20/23 09:08	03/21/23 21:17	1
Cadmium	0.500	U	0.500		ug/L		03/20/23 09:08	03/21/23 21:17	1
Chromium	5.00	U	5.00		ug/L		03/20/23 09:08	03/21/23 21:17	1
Cobalt	0.500	U	0.500		ug/L		03/20/23 09:08	03/21/23 21:17	1
Copper	5.00	U	5.00		ug/L		03/20/23 09:08	03/21/23 21:17	1
Lead	2.50	U	2.50		ug/L		03/20/23 09:08	03/21/23 21:17	1
Nickel	5.00	U	5.00		ug/L		03/20/23 09:08	03/21/23 21:17	1
Silver	1.00	U	1.00		ug/L		03/20/23 09:08	03/21/23 21:17	1
Thallium	1.00	U	1.00		ug/L		03/20/23 09:08	03/21/23 21:17	1
Zinc	**27.9**		20.0		ug/L		03/20/23 09:08	03/21/23 21:17	1
Manganese	**84.4**		5.00		ug/L		03/20/23 09:08	03/21/23 21:17	1

Method: SW846 7470A - Mercury (CVAA)

Analyte	Result	Qualifier	RL	MDL	Unit	D	Prepared	Analyzed	Dil Fac
Mercury	0.200	U	0.200		ug/L		03/20/23 12:45	03/21/23 13:10	1

Client: South Carolina Public Service Authority
Project/Site: 125915/JM02.09.G01.1/36500

Job ID: 680-232196-1

Client Sample ID: AF56429
Date Collected: 03/08/23 12:12
Date Received: 03/17/23 10:30

Lab Sample ID: 680-232196-37
Matrix: Water

Method: SW846 6010D - Metals (ICP)

Analyte	Result	Qualifier	RL	MDL	Unit	D	Prepared	Analyzed	Dil Fac
Lithium	50.0	U	50.0		ug/L		03/23/23 14:15	03/24/23 18:43	1

Method: SW846 6010D - Metals (ICP) - Total Recoverable

Analyte	Result	Qualifier	RL	MDL	Unit	D	Prepared	Analyzed	Dil Fac
Calcium	**73100**		500		ug/L		03/20/23 09:08	03/21/23 22:01	1
Iron	**94400**		100		ug/L		03/20/23 09:08	03/21/23 22:01	1
Magnesium	**26000**		500		ug/L		03/20/23 09:08	03/21/23 22:01	1
Molybdenum	10.0	U	10.0		ug/L		03/20/23 09:08	03/21/23 22:01	1
Potassium	1000	U	1000		ug/L		03/20/23 09:08	03/21/23 22:01	1
Selenium	20.0	U	20.0		ug/L		03/20/23 09:08	03/21/23 22:01	1
Sodium	**82200**		2000		ug/L		03/20/23 09:08	03/21/23 22:01	1

Method: SW846 6020B - Metals (ICP/MS) - Total Recoverable

Analyte	Result	Qualifier	RL	MDL	Unit	D	Prepared	Analyzed	Dil Fac
Aluminum	**2410**		100		ug/L		03/20/23 09:08	03/21/23 21:28	1
Antimony	5.00	U	5.00		ug/L		03/20/23 09:08	03/21/23 21:28	1
Arsenic	3.00	U	3.00		ug/L		03/20/23 09:08	03/21/23 21:28	1
Barium	**258**		5.00		ug/L		03/20/23 09:08	03/21/23 21:28	1
Beryllium	**0.985**		0.500		ug/L		03/20/23 09:08	03/21/23 21:28	1
Cadmium	0.500	U	0.500		ug/L		03/20/23 09:08	03/21/23 21:28	1
Chromium	5.00	U	5.00		ug/L		03/20/23 09:08	03/21/23 21:28	1
Cobalt	**18.6**		0.500		ug/L		03/20/23 09:08	03/21/23 21:28	1
Copper	5.00	U	5.00		ug/L		03/20/23 09:08	03/21/23 21:28	1
Lead	**3.19**		2.50		ug/L		03/20/23 09:08	03/21/23 21:28	1
Nickel	5.00	U	5.00		ug/L		03/20/23 09:08	03/21/23 21:28	1
Silver	1.00	U	1.00		ug/L		03/20/23 09:08	03/21/23 21:28	1
Thallium	1.00	U	1.00		ug/L		03/20/23 09:08	03/21/23 21:28	1
Zinc	20.0	U	20.0		ug/L		03/20/23 09:08	03/21/23 21:28	1
Manganese	**1540**		5.00		ug/L		03/20/23 09:08	03/21/23 21:28	1

Method: SW846 7470A - Mercury (CVAA)

Analyte	Result	Qualifier	RL	MDL	Unit	D	Prepared	Analyzed	Dil Fac
Mercury	0.200	U	0.200		ug/L		03/20/23 12:45	03/21/23 14:07	1

Client: South Carolina Public Service Authority
Project/Site: 125915/JM02.09.G01.1/36500

Job ID: 680-232196-1

Client Sample ID: AF56421

Date Collected: 03/01/23 14:41
Date Received: 03/17/23 10:30

Lab Sample ID: 680-232196-38

Matrix: Water

Method: SW846 6010D - Metals (ICP)

Analyte	Result	Qualifier	RL	MDL	Unit	D	Prepared	Analyzed	Dil Fac
Lithium	50.0	U	50.0		ug/L		03/23/23 14:15	03/24/23 18:48	1

Method: SW846 6010D - Metals (ICP) - Total Recoverable

Analyte	Result	Qualifier	RL	MDL	Unit	D	Prepared	Analyzed	Dil Fac
Calcium	**114000**		500		ug/L		03/20/23 09:08	03/21/23 22:05	1
Iron	**4430**		100		ug/L		03/20/23 09:08	03/21/23 22:05	1
Magnesium	**16900**		500		ug/L		03/20/23 09:08	03/21/23 22:05	1
Molybdenum	10.0	U	10.0		ug/L		03/20/23 09:08	03/21/23 22:05	1
Potassium	**10500**		1000		ug/L		03/20/23 09:08	03/21/23 22:05	1
Selenium	20.0	U	20.0		ug/L		03/20/23 09:08	03/21/23 22:05	1
Sodium	**21200**		2000		ug/L		03/20/23 09:08	03/21/23 22:05	1

Method: SW846 6020B - Metals (ICP/MS) - Total Recoverable

Analyte	Result	Qualifier	RL	MDL	Unit	D	Prepared	Analyzed	Dil Fac
Aluminum	**159**		100		ug/L		03/20/23 09:08	03/21/23 21:32	1
Antimony	5.00	U	5.00		ug/L		03/20/23 09:08	03/21/23 21:32	1
Arsenic	3.00	U	3.00		ug/L		03/20/23 09:08	03/21/23 21:32	1
Barium	**37.8**		5.00		ug/L		03/20/23 09:08	03/21/23 21:32	1
Beryllium	0.500	U	0.500		ug/L		03/20/23 09:08	03/21/23 21:32	1
Cadmium	0.500	U	0.500		ug/L		03/20/23 09:08	03/21/23 21:32	1
Chromium	5.00	U	5.00		ug/L		03/20/23 09:08	03/21/23 21:32	1
Cobalt	0.500	U	0.500		ug/L		03/20/23 09:08	03/21/23 21:32	1
Copper	5.00	U	5.00		ug/L		03/20/23 09:08	03/21/23 21:32	1
Lead	2.50	U	2.50		ug/L		03/20/23 09:08	03/21/23 21:32	1
Nickel	5.00	U	5.00		ug/L		03/20/23 09:08	03/21/23 21:32	1
Silver	1.00	U	1.00		ug/L		03/20/23 09:08	03/21/23 21:32	1
Thallium	1.00	U	1.00		ug/L		03/20/23 09:08	03/21/23 21:32	1
Zinc	20.0	U	20.0		ug/L		03/20/23 09:08	03/21/23 21:32	1
Manganese	**128**		5.00		ug/L		03/20/23 09:08	03/21/23 21:32	1

Method: SW846 7470A - Mercury (CVAA)

Analyte	Result	Qualifier	RL	MDL	Unit	D	Prepared	Analyzed	Dil Fac
Mercury	0.200	U F1	0.200		ug/L		03/20/23 12:45	03/21/23 12:26	1

Client: South Carolina Public Service Authority
Project/Site: 125915/JM02.09.G01.1/36500

Job ID: 680-232196-1

Client Sample ID: AF56428

Date Collected: 03/01/23 13:37
Date Received: 03/17/23 10:30

Lab Sample ID: 680-232196-39

Matrix: Water

Method: SW846 6010D - Metals (ICP)

Analyte	Result	Qualifier	RL	MDL	Unit	D	Prepared	Analyzed	Dil Fac
Lithium	50.0	U	50.0		ug/L		03/23/23 14:15	03/24/23 18:52	1

Method: SW846 6010D - Metals (ICP) - Total Recoverable

Analyte	Result	Qualifier	RL	MDL	Unit	D	Prepared	Analyzed	Dil Fac
Calcium	**199000**		500		ug/L		03/20/23 09:01	03/21/23 20:34	1
Iron	**714**		100		ug/L		03/20/23 09:01	03/21/23 20:34	1
Magnesium	**15200**		500		ug/L		03/20/23 09:01	03/21/23 20:34	1
Molybdenum	10.0	U	10.0		ug/L		03/20/23 09:01	03/21/23 20:34	1
Potassium	**6130**		1000		ug/L		03/20/23 09:01	03/21/23 20:34	1
Selenium	20.0	U	20.0		ug/L		03/20/23 09:01	03/21/23 20:34	1
Sodium	**38200**		2000		ug/L		03/20/23 09:01	03/21/23 20:34	1

Method: SW846 6020B - Metals (ICP/MS) - Total Recoverable

Analyte	Result	Qualifier	RL	MDL	Unit	D	Prepared	Analyzed	Dil Fac
Aluminum	100	U	100		ug/L		03/20/23 09:01	03/21/23 17:45	1
Antimony	5.00	U	5.00		ug/L		03/20/23 09:01	03/21/23 17:45	1
Arsenic	3.00	U	3.00		ug/L		03/20/23 09:01	03/22/23 09:19	1
Barium	**8.73**		5.00		ug/L		03/20/23 09:01	03/21/23 17:45	1
Beryllium	0.500	U	0.500		ug/L		03/20/23 09:01	03/22/23 09:19	1
Cadmium	0.500	U	0.500		ug/L		03/20/23 09:01	03/21/23 17:45	1
Chromium	5.00	U	5.00		ug/L		03/20/23 09:01	03/21/23 17:45	1
Cobalt	0.500	U	0.500		ug/L		03/20/23 09:01	03/21/23 17:45	1
Copper	5.00	U	5.00		ug/L		03/20/23 09:01	03/21/23 17:45	1
Lead	2.50	U	2.50		ug/L		03/20/23 09:01	03/22/23 09:19	1
Nickel	5.00	U	5.00		ug/L		03/20/23 09:01	03/21/23 17:45	1
Silver	1.00	U	1.00		ug/L		03/20/23 09:01	03/21/23 17:45	1
Thallium	1.00	U	1.00		ug/L		03/20/23 09:01	03/22/23 09:19	1
Zinc	20.0	U	20.0		ug/L		03/20/23 09:01	03/21/23 17:45	1
Manganese	**59.2**		5.00		ug/L		03/20/23 09:01	03/21/23 17:45	1

Method: SW846 7470A - Mercury (CVAA)

Analyte	Result	Qualifier	RL	MDL	Unit	D	Prepared	Analyzed	Dil Fac
Mercury	0.200	U	0.200		ug/L		03/20/23 13:40	03/21/23 11:39	1

Client: South Carolina Public Service Authority
Project/Site: 125915/JM02.09.G01.1/36500

Job ID: 680-232196-1

Client Sample ID: AF56439

Date Collected: 03/01/23 10:22
Date Received: 03/17/23 10:30

Lab Sample ID: 680-232196-40

Matrix: Water

Method: SW846 6010D - Metals (ICP)

Analyte	Result	Qualifier	RL	MDL	Unit	D	Prepared	Analyzed	Dil Fac
Lithium	50.0	U	50.0		ug/L		03/23/23 14:15	03/24/23 19:11	1

Method: SW846 6010D - Metals (ICP) - Total Recoverable

Analyte	Result	Qualifier	RL	MDL	Unit	D	Prepared	Analyzed	Dil Fac
Calcium	**138000**		500		ug/L		03/20/23 09:08	03/21/23 22:08	1
Iron	**9540**		100		ug/L		03/20/23 09:08	03/21/23 22:08	1
Magnesium	**14600**		500		ug/L		03/20/23 09:08	03/21/23 22:08	1
Molybdenum	10.0	U	10.0		ug/L		03/20/23 09:08	03/21/23 22:08	1
Potassium	**7790**		1000		ug/L		03/20/23 09:08	03/21/23 22:08	1
Selenium	20.0	U	20.0		ug/L		03/20/23 09:08	03/21/23 22:08	1
Sodium	**38300**		2000		ug/L		03/20/23 09:08	03/21/23 22:08	1

Method: SW846 6020B - Metals (ICP/MS) - Total Recoverable

Analyte	Result	Qualifier	RL	MDL	Unit	D	Prepared	Analyzed	Dil Fac
Aluminum	**1000**		100		ug/L		03/20/23 09:08	03/21/23 21:36	1
Antimony	5.00	U	5.00		ug/L		03/20/23 09:08	03/21/23 21:36	1
Arsenic	**42.3**		3.00		ug/L		03/20/23 09:08	03/21/23 21:36	1
Barium	**104**		5.00		ug/L		03/20/23 09:08	03/21/23 21:36	1
Beryllium	0.500	U	0.500		ug/L		03/20/23 09:08	03/21/23 21:36	1
Cadmium	0.500	U	0.500		ug/L		03/20/23 09:08	03/21/23 21:36	1
Chromium	5.00	U	5.00		ug/L		03/20/23 09:08	03/21/23 21:36	1
Cobalt	**6.88**		0.500		ug/L		03/20/23 09:08	03/21/23 21:36	1
Copper	5.00	U	5.00		ug/L		03/20/23 09:08	03/21/23 21:36	1
Lead	2.50	U	2.50		ug/L		03/20/23 09:08	03/21/23 21:36	1
Nickel	5.00	U	5.00		ug/L		03/20/23 09:08	03/21/23 21:36	1
Silver	1.00	U	1.00		ug/L		03/20/23 09:08	03/21/23 21:36	1
Thallium	1.00	U	1.00		ug/L		03/20/23 09:08	03/21/23 21:36	1
Zinc	**67.1**		20.0		ug/L		03/20/23 09:08	03/21/23 21:36	1
Manganese	**167**		5.00		ug/L		03/20/23 09:08	03/21/23 21:36	1

Method: SW846 7470A - Mercury (CVAA)

Analyte	Result	Qualifier	RL	MDL	Unit	D	Prepared	Analyzed	Dil Fac
Mercury	0.200	U	0.200		ug/L		03/20/23 13:40	03/21/23 11:15	1

Client: South Carolina Public Service Authority
Project/Site: 125915/JM02.09.G01.1/36500

Job ID: 680-232196-1

Client Sample ID: AF56441

Date Collected: 03/01/23 11:45
Date Received: 03/17/23 10:30

Lab Sample ID: 680-232196-41

Matrix: Water

Method: SW846 6010D - Metals (ICP)

Analyte	Result	Qualifier	RL	MDL	Unit	D	Prepared	Analyzed	Dil Fac
Lithium	**121**		50.0		ug/L		03/23/23 14:17	03/24/23 19:24	1

Method: SW846 6010D - Metals (ICP) - Total Recoverable

Analyte	Result	Qualifier	RL	MDL	Unit	D	Prepared	Analyzed	Dil Fac
Calcium	**191000**		500		ug/L		03/20/23 09:08	03/21/23 22:11	1
Iron	**5280**		100		ug/L		03/20/23 09:08	03/21/23 22:11	1
Magnesium	**10900**		500		ug/L		03/20/23 09:08	03/21/23 22:11	1
Molybdenum	10.0	U	10.0		ug/L		03/20/23 09:08	03/21/23 22:11	1
Potassium	**5500**		1000		ug/L		03/20/23 09:08	03/21/23 22:11	1
Selenium	20.0	U	20.0		ug/L		03/20/23 09:08	03/21/23 22:11	1
Sodium	**24400**		2000		ug/L		03/20/23 09:08	03/21/23 22:11	1

Method: SW846 6020B - Metals (ICP/MS) - Total Recoverable

Analyte	Result	Qualifier	RL	MDL	Unit	D	Prepared	Analyzed	Dil Fac
Aluminum	100	U	100		ug/L		03/20/23 09:08	03/21/23 21:40	1
Antimony	5.00	U	5.00		ug/L		03/20/23 09:08	03/21/23 21:40	1
Arsenic	**182**		3.00		ug/L		03/20/23 09:08	03/21/23 21:40	1
Barium	**78.6**		5.00		ug/L		03/20/23 09:08	03/21/23 21:40	1
Beryllium	0.500	U	0.500		ug/L		03/20/23 09:08	03/21/23 21:40	1
Cadmium	0.500	U	0.500		ug/L		03/20/23 09:08	03/21/23 21:40	1
Chromium	5.00	U	5.00		ug/L		03/20/23 09:08	03/21/23 21:40	1
Cobalt	0.500	U	0.500		ug/L		03/20/23 09:08	03/21/23 21:40	1
Copper	5.00	U	5.00		ug/L		03/20/23 09:08	03/21/23 21:40	1
Lead	2.50	U	2.50		ug/L		03/20/23 09:08	03/21/23 21:40	1
Nickel	5.00	U	5.00		ug/L		03/20/23 09:08	03/21/23 21:40	1
Silver	1.00	U	1.00		ug/L		03/20/23 09:08	03/21/23 21:40	1
Thallium	1.00	U	1.00		ug/L		03/20/23 09:08	03/21/23 21:40	1
Zinc	20.0	U	20.0		ug/L		03/20/23 09:08	03/21/23 21:40	1
Manganese	**324**		5.00		ug/L		03/20/23 09:08	03/21/23 21:40	1

Method: SW846 7470A - Mercury (CVAA)

Analyte	Result	Qualifier	RL	MDL	Unit	D	Prepared	Analyzed	Dil Fac
Mercury	0.200	U	0.200		ug/L		03/20/23 13:40	03/21/23 11:02	1

Client: South Carolina Public Service Authority
Project/Site: 125915/JM02.09.G01.1/36500

Job ID: 680-232196-1

Client Sample ID: AF56414

Date Collected: 03/02/23 12:46
Date Received: 03/17/23 10:30

Lab Sample ID: 680-232196-42

Matrix: Water

Method: SW846 6010D - Metals (ICP)

Analyte	Result	Qualifier	RL	MDL	Unit	D	Prepared	Analyzed	Dil Fac
Lithium	50.0	U	50.0		ug/L		03/23/23 14:17	03/24/23 19:34	1

Method: SW846 6010D - Metals (ICP) - Total Recoverable

Analyte	Result	Qualifier	RL	MDL	Unit	D	Prepared	Analyzed	Dil Fac
Calcium	**495000**		500		ug/L		03/20/23 13:39	03/21/23 10:48	1
Iron	**27800**		100		ug/L		03/20/23 13:39	03/21/23 10:48	1
Magnesium	**49100**		500		ug/L		03/20/23 13:39	03/21/23 10:48	1
Molybdenum	10.0	U	10.0		ug/L		03/20/23 13:39	03/21/23 10:48	1
Potassium	**6740**		1000		ug/L		03/20/23 13:39	03/21/23 10:48	1
Selenium	20.0	U	20.0		ug/L		03/20/23 13:39	03/21/23 10:48	1
Sodium	**101000**		2000		ug/L		03/20/23 13:39	03/21/23 10:48	1

Method: SW846 6020B - Metals (ICP/MS) - Total Recoverable

Analyte	Result	Qualifier	RL	MDL	Unit	D	Prepared	Analyzed	Dil Fac
Aluminum	100	U	100		ug/L		03/20/23 13:39	03/21/23 22:04	1
Antimony	5.00	U	5.00		ug/L		03/20/23 13:39	03/21/23 22:04	1
Arsenic	3.00	U	3.00		ug/L		03/20/23 13:39	03/21/23 22:04	1
Barium	**413**		5.00		ug/L		03/20/23 13:39	03/21/23 22:04	1
Beryllium	0.500	U	0.500		ug/L		03/20/23 13:39	03/21/23 22:04	1
Cadmium	0.500	U	0.500		ug/L		03/20/23 13:39	03/21/23 22:04	1
Chromium	5.00	U	5.00		ug/L		03/20/23 13:39	03/21/23 22:04	1
Cobalt	0.500	U	0.500		ug/L		03/20/23 13:39	03/21/23 22:04	1
Copper	5.00	U	5.00		ug/L		03/20/23 13:39	03/21/23 22:04	1
Lead	2.50	U	2.50		ug/L		03/20/23 13:39	03/21/23 22:04	1
Nickel	5.00	U	5.00		ug/L		03/20/23 13:39	03/21/23 22:04	1
Silver	1.00	U	1.00		ug/L		03/20/23 13:39	03/21/23 22:04	1
Thallium	1.00	U	1.00		ug/L		03/20/23 13:39	03/21/23 22:04	1
Zinc	20.0	U	20.0		ug/L		03/20/23 13:39	03/21/23 22:04	1
Manganese	**626**		5.00		ug/L		03/20/23 13:39	03/21/23 22:04	1

Method: SW846 7470A - Mercury (CVAA)

Analyte	Result	Qualifier	RL	MDL	Unit	D	Prepared	Analyzed	Dil Fac
Mercury	0.200	U	0.200		ug/L		03/20/23 15:26	03/21/23 14:17	1

Client: South Carolina Public Service Authority
Project/Site: 125915/JM02.09.G01.1/36500

Job ID: 680-232196-1

Client Sample ID: AF56423

Date Collected: 03/02/23 10:56
Date Received: 03/17/23 10:30

Lab Sample ID: 680-232196-43

Matrix: Water

Method: SW846 6010D - Metals (ICP)

Analyte	Result	Qualifier	RL	MDL	Unit	D	Prepared	Analyzed	Dil Fac
Lithium	**104**		50.0		ug/L		03/23/23 14:17	03/24/23 19:38	1

Method: SW846 6010D - Metals (ICP) - Total Recoverable

Analyte	Result	Qualifier	RL	MDL	Unit	D	Prepared	Analyzed	Dil Fac
Calcium	**429000**		500		ug/L		03/20/23 13:39	03/21/23 10:58	1
Iron	**16600**		100		ug/L		03/20/23 13:39	03/21/23 10:58	1
Magnesium	**52600**		500		ug/L		03/20/23 13:39	03/21/23 10:58	1
Molybdenum	10.0	U	10.0		ug/L		03/20/23 13:39	03/21/23 10:58	1
Potassium	**13400**		1000		ug/L		03/20/23 13:39	03/21/23 10:58	1
Selenium	20.0	U	20.0		ug/L		03/20/23 13:39	03/21/23 10:58	1
Sodium	**92700**		2000		ug/L		03/20/23 13:39	03/21/23 10:58	1

Method: SW846 6020B - Metals (ICP/MS) - Total Recoverable

Analyte	Result	Qualifier	RL	MDL	Unit	D	Prepared	Analyzed	Dil Fac
Aluminum	100	U	100		ug/L		03/20/23 13:39	03/21/23 22:15	1
Antimony	5.00	U	5.00		ug/L		03/20/23 13:39	03/21/23 22:15	1
Arsenic	**363**		3.00		ug/L		03/20/23 13:39	03/21/23 22:15	1
Barium	**262**		5.00		ug/L		03/20/23 13:39	03/21/23 22:15	1
Beryllium	0.500	U	0.500		ug/L		03/20/23 13:39	03/21/23 22:15	1
Cadmium	0.500	U	0.500		ug/L		03/20/23 13:39	03/21/23 22:15	1
Chromium	5.00	U	5.00		ug/L		03/20/23 13:39	03/21/23 22:15	1
Cobalt	0.500	U	0.500		ug/L		03/20/23 13:39	03/21/23 22:15	1
Copper	5.00	U	5.00		ug/L		03/20/23 13:39	03/21/23 22:15	1
Lead	2.50	U	2.50		ug/L		03/20/23 13:39	03/21/23 22:15	1
Nickel	5.00	U	5.00		ug/L		03/20/23 13:39	03/21/23 22:15	1
Silver	1.00	U	1.00		ug/L		03/20/23 13:39	03/21/23 22:15	1
Thallium	1.00	U	1.00		ug/L		03/20/23 13:39	03/21/23 22:15	1
Zinc	20.0	U	20.0		ug/L		03/20/23 13:39	03/21/23 22:15	1
Manganese	**887**		5.00		ug/L		03/20/23 13:39	03/21/23 22:15	1

Method: SW846 7470A - Mercury (CVAA)

Analyte	Result	Qualifier	RL	MDL	Unit	D	Prepared	Analyzed	Dil Fac
Mercury	0.200	U	0.200		ug/L		03/20/23 15:26	03/21/23 12:02	1

Client: South Carolina Public Service Authority
Project/Site: 125915/JM02.09.G01.1/36500

Job ID: 680-232196-1

Client Sample ID: AF56428

Date Collected: 03/02/23 00:00
Date Received: 03/17/23 10:30

Lab Sample ID: 680-232196-44

Matrix: Water

Method: SW846 6010D - Metals (ICP)

Analyte	Result	Qualifier	RL	MDL	Unit	D	Prepared	Analyzed	Dil Fac
Lithium	50.0	U	50.0		ug/L		03/23/23 14:17	03/24/23 20:11	1

Method: SW846 6010D - Metals (ICP) - Total Recoverable

Analyte	Result	Qualifier	RL	MDL	Unit	D	Prepared	Analyzed	Dil Fac
Calcium	**102000**		500		ug/L		03/20/23 13:39	03/21/23 11:01	1
Iron	**89800**		100		ug/L		03/20/23 13:39	03/21/23 11:01	1
Magnesium	**23400**		500		ug/L		03/20/23 13:39	03/21/23 11:01	1
Molybdenum	10.0	U	10.0		ug/L		03/20/23 13:39	03/21/23 11:01	1
Potassium	**10800**		1000		ug/L		03/20/23 13:39	03/21/23 11:01	1
Selenium	20.0	U	20.0		ug/L		03/20/23 13:39	03/21/23 11:01	1
Sodium	**37100**		2000		ug/L		03/20/23 13:39	03/21/23 11:01	1

Method: SW846 6020B - Metals (ICP/MS) - Total Recoverable

Analyte	Result	Qualifier	RL	MDL	Unit	D	Prepared	Analyzed	Dil Fac
Aluminum	100	U	100		ug/L		03/20/23 13:39	03/21/23 22:19	1
Antimony	5.00	U	5.00		ug/L		03/20/23 13:39	03/21/23 22:19	1
Arsenic	**88.3**		3.00		ug/L		03/20/23 13:39	03/21/23 22:19	1
Barium	**123**		5.00		ug/L		03/20/23 13:39	03/21/23 22:19	1
Beryllium	0.500	U	0.500		ug/L		03/20/23 13:39	03/21/23 22:19	1
Cadmium	0.500	U	0.500		ug/L		03/20/23 13:39	03/21/23 22:19	1
Chromium	5.00	U	5.00		ug/L		03/20/23 13:39	03/21/23 22:19	1
Cobalt	**0.630**		0.500		ug/L		03/20/23 13:39	03/21/23 22:19	1
Copper	5.00	U	5.00		ug/L		03/20/23 13:39	03/21/23 22:19	1
Lead	2.50	U	2.50		ug/L		03/20/23 13:39	03/21/23 22:19	1
Nickel	5.00	U	5.00		ug/L		03/20/23 13:39	03/21/23 22:19	1
Silver	1.00	U	1.00		ug/L		03/20/23 13:39	03/21/23 22:19	1
Thallium	1.00	U	1.00		ug/L		03/20/23 13:39	03/21/23 22:19	1
Zinc	20.0	U	20.0		ug/L		03/20/23 13:39	03/21/23 22:19	1
Manganese	**362**		5.00		ug/L		03/20/23 13:39	03/21/23 22:19	1

Method: SW846 7470A - Mercury (CVAA)

Analyte	Result	Qualifier	RL	MDL	Unit	D	Prepared	Analyzed	Dil Fac
Mercury	0.200	U	0.200		ug/L		03/20/23 15:26	03/21/23 14:14	1

Method: 6010D - Metals (ICP)

Lab Sample ID: MB 160-604813/1-A
Matrix: Water
Analysis Batch: 605060

Client Sample ID: Method Blank
Prep Type: Total/NA
Prep Batch: 604813

Analyte	MB Result	MB Qualifier	RL	MDL	Unit	D	Prepared	Analyzed	Dil Fac
Lithium	50.0	U	50.0		ug/L		03/23/23 14:13	03/24/23 13:41	1

Lab Sample ID: LCS 160-604813/2-A
Matrix: Water
Analysis Batch: 605060

Client Sample ID: Lab Control Sample
Prep Type: Total/NA
Prep Batch: 604813

Analyte	Spike Added	LCS Result	LCS Qualifier	Unit	D	%Rec	%Rec Limits
Lithium	100	103.0		ug/L		103	80 - 120

Lab Sample ID: 680-232196-3 MS
Matrix: Water
Analysis Batch: 605060

Client Sample ID: AF56332
Prep Type: Total/NA
Prep Batch: 604813

Analyte	Sample Result	Sample Qualifier	Spike Added	MS Result	MS Qualifier	Unit	D	%Rec	%Rec Limits
Lithium	50.0	U	100	101.3		ug/L		101	75 - 125

Lab Sample ID: 680-232196-3 MSD
Matrix: Water
Analysis Batch: 605060

Client Sample ID: AF56332
Prep Type: Total/NA
Prep Batch: 604813

Analyte	Sample Result	Sample Qualifier	Spike Added	MSD Result	MSD Qualifier	Unit	D	%Rec	%Rec Limits	RPD	RPD Limit
Lithium	50.0	U	100	106.2		ug/L		106	75 - 125	5	20

Lab Sample ID: MB 160-604815/1-A
Matrix: Water
Analysis Batch: 605060

Client Sample ID: Method Blank
Prep Type: Total/NA
Prep Batch: 604815

Analyte	MB Result	MB Qualifier	RL	MDL	Unit	D	Prepared	Analyzed	Dil Fac
Lithium	50.0	U	50.0		ug/L		03/23/23 14:15	03/24/23 16:33	1

Lab Sample ID: LCS 160-604815/2-A
Matrix: Water
Analysis Batch: 605060

Client Sample ID: Lab Control Sample
Prep Type: Total/NA
Prep Batch: 604815

Analyte	Spike Added	LCS Result	LCS Qualifier	Unit	D	%Rec	%Rec Limits
Lithium	100	103.2		ug/L		103	80 - 120

Lab Sample ID: 680-232196-22 MS
Matrix: Water
Analysis Batch: 605060

Client Sample ID: AF56412
Prep Type: Total/NA
Prep Batch: 604815

Analyte	Sample Result	Sample Qualifier	Spike Added	MS Result	MS Qualifier	Unit	D	%Rec	%Rec Limits
Lithium	51.5		100	160.3		ug/L		109	75 - 125

Lab Sample ID: 680-232196-22 MSD
Matrix: Water
Analysis Batch: 605060

Client Sample ID: AF56412
Prep Type: Total/NA
Prep Batch: 604815

Analyte	Sample Result	Sample Qualifier	Spike Added	MSD Result	MSD Qualifier	Unit	D	%Rec	%Rec Limits	RPD	RPD Limit
Lithium	51.5		100	167.3		ug/L		116	75 - 125	4	20

Method: 6010D - Metals (ICP)

Lab Sample ID: MB 160-604817/1-A
Matrix: Water
Analysis Batch: 605060

Client Sample ID: Method Blank
Prep Type: Total/NA
Prep Batch: 604817

Analyte	MB Result	MB Qualifier	RL	MDL	Unit	D	Prepared	Analyzed	Dil Fac
Lithium	50.0	U	50.0		ug/L		03/23/23 14:17	03/24/23 19:15	1

Lab Sample ID: LCS 160-604817/2-A
Matrix: Water
Analysis Batch: 605060

Client Sample ID: Lab Control Sample
Prep Type: Total/NA
Prep Batch: 604817

Analyte	Spike Added	LCS Result	LCS Qualifier	Unit	D	%Rec	%Rec Limits
Lithium	100	104.4		ug/L		104	80 - 120

Lab Sample ID: 680-232196-43 MS
Matrix: Water
Analysis Batch: 605060

Client Sample ID: AF56423
Prep Type: Total/NA
Prep Batch: 604817

Analyte	Sample Result	Sample Qualifier	Spike Added	MS Result	MS Qualifier	Unit	D	%Rec	%Rec Limits
Lithium	104		100	215.8		ug/L		112	75 - 125

Lab Sample ID: 680-232196-43 MSD
Matrix: Water
Analysis Batch: 605060

Client Sample ID: AF56423
Prep Type: Total/NA
Prep Batch: 604817

Analyte	Sample Result	Sample Qualifier	Spike Added	MSD Result	MSD Qualifier	Unit	D	%Rec	%Rec Limits	RPD	RPD Limit
Lithium	104		100	206.4		ug/L		103	75 - 125	4	20

Lab Sample ID: MB 680-768608/1-A
Matrix: Water
Analysis Batch: 768929

Client Sample ID: Method Blank
Prep Type: Total Recoverable
Prep Batch: 768608

Analyte	MB Result	MB Qualifier	RL	MDL	Unit	D	Prepared	Analyzed	Dil Fac
Calcium	500	U	500		ug/L		03/20/23 13:39	03/21/23 10:42	1
Iron	100	U	100		ug/L		03/20/23 13:39	03/21/23 10:42	1
Magnesium	500	U	500		ug/L		03/20/23 13:39	03/21/23 10:42	1
Molybdenum	10.0	U	10.0		ug/L		03/20/23 13:39	03/21/23 10:42	1
Potassium	1000	U	1000		ug/L		03/20/23 13:39	03/21/23 10:42	1
Selenium	20.0	U	20.0		ug/L		03/20/23 13:39	03/21/23 10:42	1
Sodium	2000	U	2000		ug/L		03/20/23 13:39	03/21/23 10:42	1

Lab Sample ID: LCS 680-768608/2-A
Matrix: Water
Analysis Batch: 768929

Client Sample ID: Lab Control Sample
Prep Type: Total Recoverable
Prep Batch: 768608

Analyte	Spike Added	LCS Result	LCS Qualifier	Unit	D	%Rec	%Rec Limits
Calcium	5000	5036		ug/L		101	80 - 120
Iron	5000	5196		ug/L		104	80 - 120
Magnesium	5010	5075		ug/L		101	80 - 120
Molybdenum	100	101.3		ug/L		101	80 - 120
Potassium	6970	7195		ug/L		103	80 - 120
Selenium	100	91.14		ug/L		91	80 - 120
Sodium	5050	4981		ug/L		99	80 - 120

Method: 6010D - Metals (ICP) (Continued)

Lab Sample ID: 680-232196-42 MS
Matrix: Water
Analysis Batch: 768929

Client Sample ID: AF56414
Prep Type: Total Recoverable
Prep Batch: 768608

Analyte	Sample Result	Sample Qualifier	Spike Added	MS Result	MS Qualifier	Unit	D	%Rec	%Rec Limits
Calcium	495000		5000	465900	4	ug/L		-584	75 - 125
Iron	27800		5000	30980	4	ug/L		65	75 - 125
Magnesium	49100		5010	51080	4	ug/L		40	75 - 125
Molybdenum	10.0	U	100	99.69		ug/L		100	75 - 125
Potassium	6740		6970	13970		ug/L		104	75 - 125
Selenium	20.0	U	100	99.11		ug/L		99	75 - 125
Sodium	101000		5050	99940	4	ug/L		-27	75 - 125

Lab Sample ID: 680-232196-42 MSD
Matrix: Water
Analysis Batch: 768929

Client Sample ID: AF56414
Prep Type: Total Recoverable
Prep Batch: 768608

Analyte	Sample Result	Sample Qualifier	Spike Added	MSD Result	MSD Qualifier	Unit	D	%Rec	%Rec Limits	RPD	RPD Limit
Calcium	495000		5000	479700	4	ug/L		-308	75 - 125	3	20
Iron	27800		5000	31600	4	ug/L		77	75 - 125	2	20
Magnesium	49100		5010	51880	4	ug/L		55	75 - 125	2	20
Molybdenum	10.0	U	100	99.88		ug/L		100	75 - 125	0	20
Potassium	6740		6970	14290		ug/L		108	75 - 125	2	20
Selenium	20.0	U	100	98.21		ug/L		98	75 - 125	1	20
Sodium	101000		5050	101500	4	ug/L		4	75 - 125	2	20

Lab Sample ID: MB 680-768857/1-A
Matrix: Water
Analysis Batch: 768929

Client Sample ID: Method Blank
Prep Type: Total Recoverable
Prep Batch: 768857

Analyte	MB Result	MB Qualifier	RL	MDL	Unit	D	Prepared	Analyzed	Dil Fac
Calcium	500	U	500		ug/L		03/20/23 09:08	03/21/23 22:14	1
Iron	100	U	100		ug/L		03/20/23 09:08	03/21/23 22:14	1
Magnesium	500	U	500		ug/L		03/20/23 09:08	03/21/23 22:14	1
Molybdenum	10.0	U	10.0		ug/L		03/20/23 09:08	03/21/23 22:14	1
Potassium	1000	U	1000		ug/L		03/20/23 09:08	03/21/23 22:14	1
Selenium	20.0	U	20.0		ug/L		03/20/23 09:08	03/21/23 22:14	1
Sodium	2000	U	2000		ug/L		03/20/23 09:08	03/21/23 22:14	1

Lab Sample ID: LCS 680-768857/2-A
Matrix: Water
Analysis Batch: 768929

Client Sample ID: Lab Control Sample
Prep Type: Total Recoverable
Prep Batch: 768857

Analyte	Spike Added	LCS Result	LCS Qualifier	Unit	D	%Rec	%Rec Limits
Calcium	5000	5172		ug/L		103	80 - 120
Iron	5000	5307		ug/L		106	80 - 120
Magnesium	5010	5182		ug/L		103	80 - 120
Molybdenum	100	101.0		ug/L		101	80 - 120
Potassium	6970	7569		ug/L		109	80 - 120
Selenium	100	95.33		ug/L		95	80 - 120
Sodium	5050	5064		ug/L		100	80 - 120

Method: 6010D - Metals (ICP) (Continued)

Lab Sample ID: 680-232196-1 MS
Matrix: Water
Analysis Batch: 768929

Client Sample ID: AF56394
Prep Type: Total Recoverable
Prep Batch: 768857

Analyte	Sample Result	Sample Qualifier	Spike Added	MS Result	MS Qualifier	Unit	D	%Rec	%Rec Limits
Calcium	10600		5000	15760		ug/L		104	75 - 125
Iron	3060		5000	8285		ug/L		105	75 - 125
Magnesium	1000		5010	6188		ug/L		104	75 - 125
Molybdenum	10.0	U	100	100.6		ug/L		101	75 - 125
Potassium	1000	U	6970	7931		ug/L		107	75 - 125
Selenium	20.0	U	100	94.05		ug/L		94	75 - 125
Sodium	5460		5050	10600		ug/L		102	75 - 125

Lab Sample ID: 680-232196-1 MSD
Matrix: Water
Analysis Batch: 768929

Client Sample ID: AF56394
Prep Type: Total Recoverable
Prep Batch: 768857

Analyte	Sample Result	Sample Qualifier	Spike Added	MSD Result	MSD Qualifier	Unit	D	%Rec	%Rec Limits	RPD	RPD Limit
Calcium	10600		5000	15550		ug/L		100	75 - 125	1	20
Iron	3060		5000	8180		ug/L		102	75 - 125	1	20
Magnesium	1000		5010	6135		ug/L		102	75 - 125	1	20
Molybdenum	10.0	U	100	99.59		ug/L		100	75 - 125	1	20
Potassium	1000	U	6970	7836		ug/L		105	75 - 125	1	20
Selenium	20.0	U	100	89.89		ug/L		90	75 - 125	5	20
Sodium	5460		5050	10460		ug/L		99	75 - 125	1	20

Lab Sample ID: MB 680-768858/1-A
Matrix: Water
Analysis Batch: 768929

Client Sample ID: Method Blank
Prep Type: Total Recoverable
Prep Batch: 768858

Analyte	MB Result	MB Qualifier	RL	MDL	Unit	D	Prepared	Analyzed	Dil Fac
Calcium	500	U	500		ug/L		03/20/23 09:08	03/21/23 20:43	1
Iron	100	U	100		ug/L		03/20/23 09:08	03/21/23 20:43	1
Magnesium	500	U	500		ug/L		03/20/23 09:08	03/21/23 20:43	1
Molybdenum	10.0	U	10.0		ug/L		03/20/23 09:08	03/21/23 20:43	1
Potassium	1000	U	1000		ug/L		03/20/23 09:08	03/21/23 20:43	1
Selenium	20.0	U	20.0		ug/L		03/20/23 09:08	03/21/23 20:43	1
Sodium	2000	U	2000		ug/L		03/20/23 09:08	03/21/23 20:43	1

Lab Sample ID: LCS 680-768858/2-A
Matrix: Water
Analysis Batch: 768929

Client Sample ID: Lab Control Sample
Prep Type: Total Recoverable
Prep Batch: 768858

Analyte	Spike Added	LCS Result	LCS Qualifier	Unit	D	%Rec	%Rec Limits
Calcium	5000	5290		ug/L		106	80 - 120
Iron	5000	5413		ug/L		108	80 - 120
Magnesium	5010	5283		ug/L		105	80 - 120
Molybdenum	100	104.8		ug/L		105	80 - 120
Potassium	6970	7535		ug/L		108	80 - 120
Selenium	100	92.88		ug/L		93	80 - 120
Sodium	5050	5173		ug/L		103	80 - 120

Method: 6010D - Metals (ICP) (Continued)

Lab Sample ID: 680-232196-21 MS
Matrix: Water
Analysis Batch: 768929

Client Sample ID: AF56411
Prep Type: Total Recoverable
Prep Batch: 768858

Analyte	Sample Result	Sample Qualifier	Spike Added	MS Result	MS Qualifier	Unit	D	%Rec	%Rec Limits
Iron	100	U	5000	5184		ug/L		102	75 - 125
Magnesium	40800		5010	46170	4	ug/L		108	75 - 125
Molybdenum	10.0	U	100	98.61		ug/L		99	75 - 125
Potassium	13000		6970	20750		ug/L		111	75 - 125
Selenium	20.0	U F2 F1	100	40.57	F1	ug/L		41	75 - 125
Sodium	121000		5050	126600	4	ug/L		109	75 - 125

Lab Sample ID: 680-232196-21 MS
Matrix: Water
Analysis Batch: 769167

Client Sample ID: AF56411
Prep Type: Total Recoverable
Prep Batch: 768858

Analyte	Sample Result	Sample Qualifier	Spike Added	MS Result	MS Qualifier	Unit	D	%Rec	%Rec Limits
Calcium	796000		5000	822800	4	ug/L		536	75 - 125

Lab Sample ID: 680-232196-21 MSD
Matrix: Water
Analysis Batch: 768929

Client Sample ID: AF56411
Prep Type: Total Recoverable
Prep Batch: 768858

Analyte	Sample Result	Sample Qualifier	Spike Added	MSD Result	MSD Qualifier	Unit	D	%Rec	%Rec Limits	RPD	RPD Limit
Iron	100	U	5000	5335		ug/L		105	75 - 125	3	20
Magnesium	40800		5010	46540	4	ug/L		115	75 - 125	1	20
Molybdenum	10.0	U	100	102.3		ug/L		102	75 - 125	4	20
Potassium	13000		6970	21390		ug/L		120	75 - 125	3	20
Selenium	20.0	U F2 F1	100	51.00	F2 F1	ug/L		51	75 - 125	23	20
Sodium	121000		5050	127400	4	ug/L		125	75 - 125	1	20

Lab Sample ID: 680-232196-21 MSD
Matrix: Water
Analysis Batch: 769167

Client Sample ID: AF56411
Prep Type: Total Recoverable
Prep Batch: 768858

Analyte	Sample Result	Sample Qualifier	Spike Added	MSD Result	MSD Qualifier	Unit	D	%Rec	%Rec Limits	RPD	RPD Limit
Calcium	796000		5000	827000	4	ug/L		620	75 - 125	1	20

Lab Sample ID: MB 680-768859/1-A
Matrix: Water
Analysis Batch: 768929

Client Sample ID: Method Blank
Prep Type: Total Recoverable
Prep Batch: 768859

Analyte	MB Result	MB Qualifier	RL	MDL	Unit	D	Prepared	Analyzed	Dil Fac
Calcium	500	U	500		ug/L		03/20/23 09:01	03/21/23 19:06	1
Iron	100	U	100		ug/L		03/20/23 09:01	03/21/23 19:06	1
Magnesium	500	U	500		ug/L		03/20/23 09:01	03/21/23 19:06	1
Molybdenum	10.0	U	10.0		ug/L		03/20/23 09:01	03/21/23 19:06	1
Potassium	1000	U	1000		ug/L		03/20/23 09:01	03/21/23 19:06	1
Selenium	20.0	U	20.0		ug/L		03/20/23 09:01	03/21/23 19:06	1
Sodium	2000	U	2000		ug/L		03/20/23 09:01	03/21/23 19:06	1

Method: 6010D - Metals (ICP) (Continued)

Lab Sample ID: LCS 680-768859/2-A
Matrix: Water
Analysis Batch: 768929

Client Sample ID: Lab Control Sample
Prep Type: Total Recoverable
Prep Batch: 768859

Analyte	Spike Added	LCS Result	LCS Qualifier	Unit	D	%Rec	%Rec Limits
Calcium	5000	5013		ug/L		100	80 - 120
Iron	5000	5131		ug/L		103	80 - 120
Magnesium	5010	5094		ug/L		102	80 - 120
Molybdenum	100	100.7		ug/L		101	80 - 120
Potassium	6970	7245		ug/L		104	80 - 120
Selenium	100	95.19		ug/L		95	80 - 120
Sodium	5050	5031		ug/L		100	80 - 120

Method: 6020B - Metals (ICP/MS)

Lab Sample ID: MB 680-768540/1-A
Matrix: Water
Analysis Batch: 768945

Client Sample ID: Method Blank
Prep Type: Total Recoverable
Prep Batch: 768540

Analyte	MB Result	MB Qualifier	RL	MDL	Unit	D	Prepared	Analyzed	Dil Fac
Aluminum	100	U	100		ug/L		03/20/23 09:01	03/21/23 15:59	1
Antimony	5.00	U	5.00		ug/L		03/20/23 09:01	03/21/23 15:59	1
Arsenic	3.00	U	3.00		ug/L		03/20/23 09:01	03/21/23 15:59	1
Barium	5.00	U	5.00		ug/L		03/20/23 09:01	03/21/23 15:59	1
Beryllium	0.500	U	0.500		ug/L		03/20/23 09:01	03/21/23 15:59	1
Cadmium	0.500	U	0.500		ug/L		03/20/23 09:01	03/21/23 15:59	1
Chromium	5.00	U	5.00		ug/L		03/20/23 09:01	03/21/23 15:59	1
Cobalt	0.500	U	0.500		ug/L		03/20/23 09:01	03/21/23 15:59	1
Copper	5.00	U	5.00		ug/L		03/20/23 09:01	03/21/23 15:59	1
Lead	2.50	U	2.50		ug/L		03/20/23 09:01	03/21/23 15:59	1
Nickel	5.00	U	5.00		ug/L		03/20/23 09:01	03/21/23 15:59	1
Silver	1.00	U	1.00		ug/L		03/20/23 09:01	03/21/23 15:59	1
Thallium	1.00	U	1.00		ug/L		03/20/23 09:01	03/21/23 15:59	1
Zinc	20.0	U	20.0		ug/L		03/20/23 09:01	03/21/23 15:59	1
Manganese	5.00	U	5.00		ug/L		03/20/23 09:01	03/21/23 15:59	1

Lab Sample ID: LCS 680-768540/2-A
Matrix: Water
Analysis Batch: 768945

Client Sample ID: Lab Control Sample
Prep Type: Total Recoverable
Prep Batch: 768540

Analyte	Spike Added	LCS Result	LCS Qualifier	Unit	D	%Rec	%Rec Limits
Aluminum	5000	5338		ug/L		107	80 - 120
Antimony	50.0	51.80		ug/L		104	80 - 120
Arsenic	100	103.7		ug/L		104	80 - 120
Barium	100	102.1		ug/L		102	80 - 120
Beryllium	50.0	54.66		ug/L		109	80 - 120
Cadmium	50.0	51.98		ug/L		104	80 - 120
Chromium	100	108.2		ug/L		108	80 - 120
Cobalt	50.0	53.54		ug/L		107	80 - 120
Copper	100	116.1		ug/L		116	80 - 120
Lead	505	507.5		ug/L		101	80 - 120
Nickel	100	105.2		ug/L		105	80 - 120
Silver	50.0	54.86		ug/L		110	80 - 120
Thallium	50.0	49.92		ug/L		100	80 - 120

Method: 6020B - Metals (ICP/MS) (Continued)

Lab Sample ID: LCS 680-768540/2-A
Matrix: Water
Analysis Batch: 768945

Client Sample ID: Lab Control Sample
Prep Type: Total Recoverable
Prep Batch: 768540

Analyte	Spike Added	LCS Result	LCS Qualifier	Unit	D	%Rec	%Rec Limits
Zinc	100	110.6		ug/L		111	80 - 120
Manganese	400	429.2		ug/L		107	80 - 120

Lab Sample ID: MB 680-768544/1-A
Matrix: Water
Analysis Batch: 768945

Client Sample ID: Method Blank
Prep Type: Total Recoverable
Prep Batch: 768544

Analyte	MB Result	MB Qualifier	RL	MDL	Unit	D	Prepared	Analyzed	Dil Fac
Aluminum	100	U	100		ug/L		03/20/23 09:08	03/21/23 17:57	1
Antimony	5.00	U	5.00		ug/L		03/20/23 09:08	03/21/23 17:57	1
Arsenic	3.00	U	3.00		ug/L		03/20/23 09:08	03/21/23 17:57	1
Barium	5.00	U	5.00		ug/L		03/20/23 09:08	03/21/23 17:57	1
Cadmium	0.500	U	0.500		ug/L		03/20/23 09:08	03/21/23 17:57	1
Chromium	5.00	U	5.00		ug/L		03/20/23 09:08	03/21/23 17:57	1
Cobalt	0.500	U	0.500		ug/L		03/20/23 09:08	03/21/23 17:57	1
Copper	5.00	U	5.00		ug/L		03/20/23 09:08	03/21/23 17:57	1
Lead	2.50	U	2.50		ug/L		03/20/23 09:08	03/21/23 17:57	1
Nickel	5.00	U	5.00		ug/L		03/20/23 09:08	03/21/23 17:57	1
Silver	1.00	U	1.00		ug/L		03/20/23 09:08	03/21/23 17:57	1
Thallium	1.00	U	1.00		ug/L		03/20/23 09:08	03/21/23 17:57	1
Zinc	20.0	U	20.0		ug/L		03/20/23 09:08	03/21/23 17:57	1
Manganese	5.00	U	5.00		ug/L		03/20/23 09:08	03/21/23 17:57	1

Lab Sample ID: MB 680-768544/1-A
Matrix: Water
Analysis Batch: 769014

Client Sample ID: Method Blank
Prep Type: Total Recoverable
Prep Batch: 768544

Analyte	MB Result	MB Qualifier	RL	MDL	Unit	D	Prepared	Analyzed	Dil Fac
Beryllium	0.500	U	0.500		ug/L		03/20/23 09:08	03/22/23 09:23	1

Lab Sample ID: LCS 680-768544/2-A
Matrix: Water
Analysis Batch: 768945

Client Sample ID: Lab Control Sample
Prep Type: Total Recoverable
Prep Batch: 768544

Analyte	Spike Added	LCS Result	LCS Qualifier	Unit	D	%Rec	%Rec Limits
Aluminum	5000	4884		ug/L		98	80 - 120
Antimony	50.0	49.01		ug/L		98	80 - 120
Arsenic	100	95.38		ug/L		95	80 - 120
Barium	100	95.86		ug/L		96	80 - 120
Cadmium	50.0	50.36		ug/L		101	80 - 120
Chromium	100	100.9		ug/L		101	80 - 120
Cobalt	50.0	50.80		ug/L		102	80 - 120
Copper	100	105.9		ug/L		106	80 - 120
Lead	505	477.8		ug/L		95	80 - 120
Nickel	100	92.93		ug/L		93	80 - 120
Silver	50.0	51.72		ug/L		103	80 - 120
Thallium	50.0	47.32		ug/L		95	80 - 120
Zinc	100	105.9		ug/L		106	80 - 120
Manganese	400	409.6		ug/L		102	80 - 120

Method: 6020B - Metals (ICP/MS) (Continued)

Lab Sample ID: LCS 680-768544/2-A
Matrix: Water
Analysis Batch: 769014

Client Sample ID: Lab Control Sample
Prep Type: Total Recoverable
Prep Batch: 768544

Analyte			Spike Added	LCS Result	LCS Qualifier	Unit	D	%Rec	%Rec Limits		
Beryllium			50.0	56.61		ug/L		113	80 - 120		

Lab Sample ID: 680-232196-1 MS
Matrix: Water
Analysis Batch: 768945

Client Sample ID: AF56394
Prep Type: Total Recoverable
Prep Batch: 768544

Analyte	Sample Result	Sample Qualifier	Spike Added	MS Result	MS Qualifier	Unit	D	%Rec	%Rec Limits		
Aluminum	1280		5000	6366		ug/L		102	75 - 125		
Antimony	5.00	U	50.0	51.68		ug/L		103	75 - 125		
Arsenic	5.88		100	108.0		ug/L		102	75 - 125		
Barium	76.0		100	176.8		ug/L		101	75 - 125		
Cadmium	0.500	U	50.0	50.40		ug/L		101	75 - 125		
Chromium	5.00	U	100	102.8		ug/L		103	75 - 125		
Cobalt	0.705		50.0	51.99		ug/L		103	75 - 125		
Copper	5.00	U	100	108.0		ug/L		108	75 - 125		
Lead	2.50	U	505	489.2		ug/L		97	75 - 125		
Nickel	5.00	U	100	98.15		ug/L		98	75 - 125		
Silver	1.00	U	50.0	52.85		ug/L		106	75 - 125		
Thallium	1.00	U	50.0	48.51		ug/L		97	75 - 125		
Zinc	24.9		100	132.5		ug/L		108	75 - 125		
Manganese	27.1		400	434.5		ug/L		102	75 - 125		

Lab Sample ID: 680-232196-1 MS
Matrix: Water
Analysis Batch: 769014

Client Sample ID: AF56394
Prep Type: Total Recoverable
Prep Batch: 768544

Analyte	Sample Result	Sample Qualifier	Spike Added	MS Result	MS Qualifier	Unit	D	%Rec	%Rec Limits		
Beryllium	0.500	U	50.0	56.69		ug/L		113	75 - 125		

Lab Sample ID: 680-232196-1 MSD
Matrix: Water
Analysis Batch: 768945

Client Sample ID: AF56394
Prep Type: Total Recoverable
Prep Batch: 768544

Analyte	Sample Result	Sample Qualifier	Spike Added	MSD Result	MSD Qualifier	Unit	D	%Rec	%Rec Limits	RPD	RPD Limit
Aluminum	1280		5000	6254		ug/L		100	75 - 125	2	20
Antimony	5.00	U	50.0	49.50		ug/L		99	75 - 125	4	20
Arsenic	5.88		100	108.9		ug/L		103	75 - 125	1	20
Barium	76.0		100	172.6		ug/L		97	75 - 125	2	20
Cadmium	0.500	U	50.0	49.54		ug/L		99	75 - 125	2	20
Chromium	5.00	U	100	102.5		ug/L		102	75 - 125	0	20
Cobalt	0.705		50.0	51.45		ug/L		101	75 - 125	1	20
Copper	5.00	U	100	108.8		ug/L		109	75 - 125	1	20
Lead	2.50	U	505	485.5		ug/L		96	75 - 125	1	20
Nickel	5.00	U	100	98.23		ug/L		98	75 - 125	0	20
Silver	1.00	U	50.0	51.83		ug/L		104	75 - 125	2	20
Thallium	1.00	U	50.0	48.13		ug/L		96	75 - 125	1	20
Zinc	24.9		100	123.0		ug/L		98	75 - 125	7	20
Manganese	27.1		400	432.3		ug/L		101	75 - 125	1	20

Method: 6020B - Metals (ICP/MS) (Continued)

Lab Sample ID: 680-232196-1 MSD
Matrix: Water
Analysis Batch: 769014

Client Sample ID: AF56394
Prep Type: Total Recoverable
Prep Batch: 768544

Analyte	Sample Result	Sample Qualifier	Spike Added	MSD Result	MSD Qualifier	Unit	D	%Rec	%Rec Limits	RPD	RPD Limit
Beryllium	0.500	U	50.0	56.09		ug/L		112	75 - 125	1	20

Lab Sample ID: MB 680-768552/1-A
Matrix: Water
Analysis Batch: 768945

Client Sample ID: Method Blank
Prep Type: Total Recoverable
Prep Batch: 768552

Analyte	MB Result	MB Qualifier	RL	MDL	Unit	D	Prepared	Analyzed	Dil Fac
Aluminum	100	U	100		ug/L		03/20/23 09:08	03/21/23 19:54	1
Antimony	5.00	U	5.00		ug/L		03/20/23 09:08	03/21/23 19:54	1
Arsenic	3.00	U	3.00		ug/L		03/20/23 09:08	03/21/23 19:54	1
Barium	5.00	U	5.00		ug/L		03/20/23 09:08	03/21/23 19:54	1
Beryllium	0.500	U	0.500		ug/L		03/20/23 09:08	03/21/23 19:54	1
Cadmium	0.500	U	0.500		ug/L		03/20/23 09:08	03/21/23 19:54	1
Chromium	5.00	U	5.00		ug/L		03/20/23 09:08	03/21/23 19:54	1
Cobalt	0.500	U	0.500		ug/L		03/20/23 09:08	03/21/23 19:54	1
Copper	5.00	U	5.00		ug/L		03/20/23 09:08	03/21/23 19:54	1
Lead	2.50	U	2.50		ug/L		03/20/23 09:08	03/21/23 19:54	1
Nickel	5.00	U	5.00		ug/L		03/20/23 09:08	03/21/23 19:54	1
Silver	1.00	U	1.00		ug/L		03/20/23 09:08	03/21/23 19:54	1
Thallium	1.00	U	1.00		ug/L		03/20/23 09:08	03/21/23 19:54	1
Zinc	20.0	U	20.0		ug/L		03/20/23 09:08	03/21/23 19:54	1
Manganese	5.00	U	5.00		ug/L		03/20/23 09:08	03/21/23 19:54	1

Lab Sample ID: LCS 680-768552/2-A
Matrix: Water
Analysis Batch: 768945

Client Sample ID: Lab Control Sample
Prep Type: Total Recoverable
Prep Batch: 768552

Analyte	Spike Added	LCS Result	LCS Qualifier	Unit	D	%Rec	%Rec Limits
Aluminum	5000	5381		ug/L		108	80 - 120
Antimony	50.0	53.20		ug/L		106	80 - 120
Arsenic	100	109.8		ug/L		110	80 - 120
Barium	100	104.9		ug/L		105	80 - 120
Beryllium	50.0	50.03		ug/L		100	80 - 120
Cadmium	50.0	54.49		ug/L		109	80 - 120
Chromium	100	107.2		ug/L		107	80 - 120
Cobalt	50.0	54.46		ug/L		109	80 - 120
Copper	100	111.4		ug/L		111	80 - 120
Lead	505	513.4		ug/L		102	80 - 120
Nickel	100	100.1		ug/L		100	80 - 120
Silver	50.0	54.03		ug/L		108	80 - 120
Thallium	50.0	51.46		ug/L		103	80 - 120
Zinc	100	103.8		ug/L		104	80 - 120
Manganese	400	434.1		ug/L		109	80 - 120

Method: 6020B - Metals (ICP/MS) (Continued)

Lab Sample ID: 680-232196-21 MS
Matrix: Water
Analysis Batch: 768945

Client Sample ID: AF56411
Prep Type: Total Recoverable
Prep Batch: 768552

Analyte	Sample Result	Sample Qualifier	Spike Added	MS Result	MS Qualifier	Unit	D	%Rec	%Rec Limits
Aluminum	100	U	5000	5779		ug/L		116	75 - 125
Antimony	5.00	U	50.0	55.90		ug/L		112	75 - 125
Arsenic	8.18		100	120.5		ug/L		112	75 - 125
Barium	95.4		100	211.5		ug/L		116	75 - 125
Beryllium	0.500	U	50.0	55.57		ug/L		111	75 - 125
Cadmium	0.500	U	50.0	53.63		ug/L		107	75 - 125
Chromium	5.00	U	100	121.9		ug/L		122	75 - 125
Cobalt	0.500	U	50.0	59.05		ug/L		118	75 - 125
Copper	5.00	U	100	114.5		ug/L		114	75 - 125
Lead	2.50	U	505	600.1		ug/L		119	75 - 125
Nickel	5.00	U	100	110.8		ug/L		111	75 - 125
Silver	1.00	U	50.0	53.16		ug/L		106	75 - 125
Thallium	1.00	U F1	50.0	61.74		ug/L		123	75 - 125
Zinc	199	F1	100	267.8	F1	ug/L		69	75 - 125
Manganese	101		400	587.0		ug/L		122	75 - 125

Lab Sample ID: 680-232196-21 MSD
Matrix: Water
Analysis Batch: 768945

Client Sample ID: AF56411
Prep Type: Total Recoverable
Prep Batch: 768552

Analyte	Sample Result	Sample Qualifier	Spike Added	MSD Result	MSD Qualifier	Unit	D	%Rec	%Rec Limits	RPD	RPD Limit
Aluminum	100	U	5000	5957		ug/L		119	75 - 125	3	20
Antimony	5.00	U	50.0	58.11		ug/L		116	75 - 125	4	20
Arsenic	8.18		100	126.6		ug/L		118	75 - 125	5	20
Barium	95.4		100	218.6		ug/L		123	75 - 125	3	20
Beryllium	0.500	U	50.0	58.13		ug/L		116	75 - 125	5	20
Cadmium	0.500	U	50.0	56.57		ug/L		113	75 - 125	5	20
Chromium	5.00	U	100	119.1		ug/L		119	75 - 125	2	20
Cobalt	0.500	U	50.0	59.36		ug/L		119	75 - 125	1	20
Copper	5.00	U	100	116.8		ug/L		117	75 - 125	2	20
Lead	2.50	U	505	608.8		ug/L		121	75 - 125	1	20
Nickel	5.00	U	100	111.7		ug/L		112	75 - 125	1	20
Silver	1.00	U	50.0	53.81		ug/L		108	75 - 125	1	20
Thallium	1.00	U F1	50.0	62.76	F1	ug/L		126	75 - 125	2	20
Zinc	199	F1	100	301.0		ug/L		102	75 - 125	12	20
Manganese	101		400	576.8		ug/L		119	75 - 125	2	20

Lab Sample ID: MB 680-768613/1-A
Matrix: Water
Analysis Batch: 768945

Client Sample ID: Method Blank
Prep Type: Total Recoverable
Prep Batch: 768613

Analyte	MB Result	MB Qualifier	RL	MDL	Unit	D	Prepared	Analyzed	Dil Fac
Aluminum	100	U	100		ug/L		03/20/23 13:39	03/21/23 21:56	1
Antimony	5.00	U	5.00		ug/L		03/20/23 13:39	03/21/23 21:56	1
Arsenic	3.00	U	3.00		ug/L		03/20/23 13:39	03/21/23 21:56	1
Barium	5.00	U	5.00		ug/L		03/20/23 13:39	03/21/23 21:56	1
Beryllium	0.500	U	0.500		ug/L		03/20/23 13:39	03/21/23 21:56	1
Cadmium	0.500	U	0.500		ug/L		03/20/23 13:39	03/21/23 21:56	1
Chromium	5.00	U	5.00		ug/L		03/20/23 13:39	03/21/23 21:56	1

Method: 6020B - Metals (ICP/MS) (Continued)

Lab Sample ID: MB 680-768613/1-A
Matrix: Water
Analysis Batch: 768945

Client Sample ID: Method Blank
Prep Type: Total Recoverable
Prep Batch: 768613

Analyte	MB Result	MB Qualifier	RL	MDL	Unit	D	Prepared	Analyzed	Dil Fac
Cobalt	0.500	U	0.500		ug/L		03/20/23 13:39	03/21/23 21:56	1
Copper	5.00	U	5.00		ug/L		03/20/23 13:39	03/21/23 21:56	1
Lead	2.50	U	2.50		ug/L		03/20/23 13:39	03/21/23 21:56	1
Nickel	5.00	U	5.00		ug/L		03/20/23 13:39	03/21/23 21:56	1
Silver	1.00	U	1.00		ug/L		03/20/23 13:39	03/21/23 21:56	1
Thallium	1.00	U	1.00		ug/L		03/20/23 13:39	03/21/23 21:56	1
Zinc	20.0	U	20.0		ug/L		03/20/23 13:39	03/21/23 21:56	1
Manganese	5.00	U	5.00		ug/L		03/20/23 13:39	03/21/23 21:56	1

Lab Sample ID: LCS 680-768613/2-A
Matrix: Water
Analysis Batch: 768945

Client Sample ID: Lab Control Sample
Prep Type: Total Recoverable
Prep Batch: 768613

Analyte	Spike Added	LCS Result	LCS Qualifier	Unit	D	%Rec	%Rec Limits
Aluminum	5000	5081		ug/L		102	80 - 120
Antimony	50.0	50.30		ug/L		101	80 - 120
Arsenic	100	96.86		ug/L		97	80 - 120
Barium	100	96.16		ug/L		96	80 - 120
Beryllium	50.0	49.35		ug/L		99	80 - 120
Cadmium	50.0	49.86		ug/L		100	80 - 120
Chromium	100	98.60		ug/L		99	80 - 120
Cobalt	50.0	50.99		ug/L		102	80 - 120
Copper	100	100.7		ug/L		101	80 - 120
Lead	505	475.9		ug/L		94	80 - 120
Nickel	100	96.51		ug/L		97	80 - 120
Silver	50.0	49.14		ug/L		98	80 - 120
Thallium	50.0	47.31		ug/L		95	80 - 120
Zinc	100	101.1		ug/L		101	80 - 120
Manganese	400	400.6		ug/L		100	80 - 120

Lab Sample ID: 680-232196-42 MS
Matrix: Water
Analysis Batch: 768945

Client Sample ID: AF56414
Prep Type: Total Recoverable
Prep Batch: 768613

Analyte	Sample Result	Sample Qualifier	Spike Added	MS Result	MS Qualifier	Unit	D	%Rec	%Rec Limits
Aluminum	100	U	5000	5171		ug/L		103	75 - 125
Antimony	5.00	U	50.0	51.95		ug/L		104	75 - 125
Arsenic	3.00	U	100	100.8		ug/L		100	75 - 125
Barium	413		100	504.5	4	ug/L		91	75 - 125
Beryllium	0.500	U	50.0	50.80		ug/L		101	75 - 125
Cadmium	0.500	U	50.0	50.23		ug/L		100	75 - 125
Chromium	5.00	U	100	103.6		ug/L		104	75 - 125
Cobalt	0.500	U	50.0	51.77		ug/L		104	75 - 125
Copper	5.00	U	100	103.1		ug/L		103	75 - 125
Lead	2.50	U	505	527.4		ug/L		105	75 - 125
Nickel	5.00	U	100	96.03		ug/L		96	75 - 125
Silver	1.00	U	50.0	48.82		ug/L		98	75 - 125
Thallium	1.00	U	50.0	53.92		ug/L		108	75 - 125
Zinc	20.0	U	100	100.1		ug/L		100	75 - 125

Method: 6020B - Metals (ICP/MS) (Continued)

Lab Sample ID: 680-232196-42 MS
Matrix: Water
Analysis Batch: 768945

Client Sample ID: AF56414
Prep Type: Total Recoverable
Prep Batch: 768613

Analyte	Sample Result	Sample Qualifier	Spike Added	MS Result	MS Qualifier	Unit	D	%Rec	%Rec Limits
Manganese	626		400	1027		ug/L		100	75 - 125

Lab Sample ID: 680-232196-42 MSD
Matrix: Water
Analysis Batch: 768945

Client Sample ID: AF56414
Prep Type: Total Recoverable
Prep Batch: 768613

Analyte	Sample Result	Sample Qualifier	Spike Added	MSD Result	MSD Qualifier	Unit	D	%Rec	%Rec Limits	RPD	RPD Limit
Aluminum	100	U	5000	5419		ug/L		108	75 - 125	5	20
Antimony	5.00	U	50.0	53.96		ug/L		108	75 - 125	4	20
Arsenic	3.00	U	100	118.0		ug/L		117	75 - 125	16	20
Barium	413		100	527.2	4	ug/L		114	75 - 125	4	20
Beryllium	0.500	U	50.0	54.08		ug/L		107	75 - 125	6	20
Cadmium	0.500	U	50.0	53.48		ug/L		107	75 - 125	6	20
Chromium	5.00	U	100	110.0		ug/L		110	75 - 125	6	20
Cobalt	0.500	U	50.0	55.83		ug/L		112	75 - 125	8	20
Copper	5.00	U	100	108.4		ug/L		108	75 - 125	5	20
Lead	2.50	U	505	554.7		ug/L		110	75 - 125	5	20
Nickel	5.00	U	100	101.5		ug/L		102	75 - 125	6	20
Silver	1.00	U	50.0	50.75		ug/L		101	75 - 125	4	20
Thallium	1.00	U	50.0	56.00		ug/L		112	75 - 125	4	20
Zinc	20.0	U	100	108.5		ug/L		108	75 - 125	8	20
Manganese	626		400	1076		ug/L		112	75 - 125	5	20

Method: 7470A - Mercury (CVAA)

Lab Sample ID: MB 680-768588/1-A
Matrix: Water
Analysis Batch: 768864

Client Sample ID: Method Blank
Prep Type: Total/NA
Prep Batch: 768588

Analyte	MB Result	MB Qualifier	RL	MDL	Unit	D	Prepared	Analyzed	Dil Fac
Mercury	0.200	U	0.200		ug/L		03/20/23 12:30	03/20/23 18:43	1

Lab Sample ID: LCS 680-768588/2-A
Matrix: Water
Analysis Batch: 768864

Client Sample ID: Lab Control Sample
Prep Type: Total/NA
Prep Batch: 768588

Analyte	Spike Added	LCS Result	LCS Qualifier	Unit	D	%Rec	%Rec Limits
Mercury	2.50	2.479		ug/L		99	80 - 120

Lab Sample ID: MB 680-768590/1-A
Matrix: Water
Analysis Batch: 768864

Client Sample ID: Method Blank
Prep Type: Total/NA
Prep Batch: 768590

Analyte	MB Result	MB Qualifier	RL	MDL	Unit	D	Prepared	Analyzed	Dil Fac
Mercury	0.200	U	0.200		ug/L		03/20/23 12:45	03/21/23 12:19	1

Method: 7470A - Mercury (CVAA) (Continued)

Lab Sample ID: LCS 680-768590/2-A
Matrix: Water
Analysis Batch: 768864

Client Sample ID: Lab Control Sample
Prep Type: Total/NA
Prep Batch: 768590

Analyte			Spike Added	LCS Result	LCS Qualifier	Unit	D	%Rec	%Rec Limits		
Mercury			2.50	2.311		ug/L		92	80 - 120		

Lab Sample ID: 680-232196-38 MS
Matrix: Water
Analysis Batch: 768864

Client Sample ID: AF56421
Prep Type: Total/NA
Prep Batch: 768590

Analyte	Sample Result	Sample Qualifier	Spike Added	MS Result	MS Qualifier	Unit	D	%Rec	%Rec Limits		
Mercury	0.200	U F1	1.00	0.7944	F1	ug/L		79	80 - 120		

Lab Sample ID: 680-232196-38 MSD
Matrix: Water
Analysis Batch: 768864

Client Sample ID: AF56421
Prep Type: Total/NA
Prep Batch: 768590

Analyte	Sample Result	Sample Qualifier	Spike Added	MSD Result	MSD Qualifier	Unit	D	%Rec	%Rec Limits	RPD	RPD Limit
Mercury	0.200	U F1	1.00	0.8144		ug/L		81	80 - 120	2	20

Lab Sample ID: MB 680-768609/1-A
Matrix: Water
Analysis Batch: 768864

Client Sample ID: Method Blank
Prep Type: Total/NA
Prep Batch: 768609

Analyte	MB Result	MB Qualifier	RL	MDL	Unit	D	Prepared	Analyzed	Dil Fac
Mercury	0.200	U	0.200		ug/L		03/20/23 13:40	03/21/23 10:12	1

Lab Sample ID: LCS 680-768609/2-A
Matrix: Water
Analysis Batch: 768864

Client Sample ID: Lab Control Sample
Prep Type: Total/NA
Prep Batch: 768609

Analyte			Spike Added	LCS Result	LCS Qualifier	Unit	D	%Rec	%Rec Limits		
Mercury			2.50	2.338		ug/L		94	80 - 120		

Lab Sample ID: 680-232196-33 MS
Matrix: Water
Analysis Batch: 768864

Client Sample ID: AF56408
Prep Type: Total/NA
Prep Batch: 768609

Analyte	Sample Result	Sample Qualifier	Spike Added	MS Result	MS Qualifier	Unit	D	%Rec	%Rec Limits		
Mercury	0.200	U F1	1.00	0.8587	F1	ug/L		78	80 - 120		

Lab Sample ID: 680-232196-33 MSD
Matrix: Water
Analysis Batch: 768864

Client Sample ID: AF56408
Prep Type: Total/NA
Prep Batch: 768609

Analyte	Sample Result	Sample Qualifier	Spike Added	MSD Result	MSD Qualifier	Unit	D	%Rec	%Rec Limits	RPD	RPD Limit
Mercury	0.200	U F1	1.00	0.7309	F1	ug/L		65	80 - 120	16	20

Lab Sample ID: MB 680-768648/1-A
Matrix: Water
Analysis Batch: 768864

Client Sample ID: Method Blank
Prep Type: Total/NA
Prep Batch: 768648

Analyte	MB Result	MB Qualifier	RL	MDL	Unit	D	Prepared	Analyzed	Dil Fac
Mercury	0.200	U	0.200		ug/L		03/20/23 15:26	03/21/23 11:46	1

Client: South Carolina Public Service Authority
Project/Site: 125915/JM02.09.G01.1/36500

Job ID: 680-232196-1

Method: 7470A - Mercury (CVAA)

Lab Sample ID: LCS 680-768648/2-A
Matrix: Water
Analysis Batch: 768864

Client Sample ID: Lab Control Sample
Prep Type: Total/NA
Prep Batch: 768648

Analyte			Spike Added	LCS Result	LCS Qualifier	Unit	D	%Rec	%Rec Limits		
Mercury			2.50	2.343		ug/L		94	80 - 120		

Lab Sample ID: 680-232196-44 MS
Matrix: Water
Analysis Batch: 768864

Client Sample ID: AF56428
Prep Type: Total/NA
Prep Batch: 768648

Analyte	Sample Result	Sample Qualifier	Spike Added	MS Result	MS Qualifier	Unit	D	%Rec	%Rec Limits		
Mercury	0.200	U	1.00	0.8867		ug/L		89	80 - 120		

Lab Sample ID: 680-232196-44 MSD
Matrix: Water
Analysis Batch: 768864

Client Sample ID: AF56428
Prep Type: Total/NA
Prep Batch: 768648

Analyte	Sample Result	Sample Qualifier	Spike Added	MSD Result	MSD Qualifier	Unit	D	%Rec	%Rec Limits	RPD	RPD Limit
Mercury	0.200	U	1.00	0.8738		ug/L		87	80 - 120	1	20

Metals

Prep Batch: 604813

Lab Sample ID	Client Sample ID	Prep Type	Matrix	Method	Prep Batch
680-232196-1	AF56394	Total/NA	Water	3010A	
680-232196-2	AF56331	Total/NA	Water	3010A	
680-232196-3	AF56332	Total/NA	Water	3010A	
680-232196-4	AF56395	Total/NA	Water	3010A	
680-232196-5	AF56396	Total/NA	Water	3010A	
680-232196-6	AF56397	Total/NA	Water	3010A	
680-232196-7	AF56400	Total/NA	Water	3010A	
680-232196-8	AF56442	Total/NA	Water	3010A	
680-232196-9	AF56443	Total/NA	Water	3010A	
680-232196-10	AF56402	Total/NA	Water	3010A	
680-232196-11	AF56403	Total/NA	Water	3010A	
680-232196-12	AF56404	Total/NA	Water	3010A	
680-232196-13	AF56434	Total/NA	Water	3010A	
680-232196-14	AF56433	Total/NA	Water	3010A	
680-232196-15	AF56435	Total/NA	Water	3010A	
680-232196-16	AF56436	Total/NA	Water	3010A	
680-232196-17	AF56437	Total/NA	Water	3010A	
680-232196-18	AF56438	Total/NA	Water	3010A	
680-232196-19	AF56409	Total/NA	Water	3010A	
680-232196-20	AF56410	Total/NA	Water	3010A	
MB 160-604813/1-A	Method Blank	Total/NA	Water	3010A	
LCS 160-604813/2-A	Lab Control Sample	Total/NA	Water	3010A	
680-232196-3 MS	AF56332	Total/NA	Water	3010A	
680-232196-3 MSD	AF56332	Total/NA	Water	3010A	

Prep Batch: 604815

Lab Sample ID	Client Sample ID	Prep Type	Matrix	Method	Prep Batch
680-232196-21	AF56411	Total/NA	Water	3010A	
680-232196-22	AF56412	Total/NA	Water	3010A	
680-232196-23	AF56413	Total/NA	Water	3010A	
680-232196-24	AF56430	Total/NA	Water	3010A	
680-232196-25	AF56406	Total/NA	Water	3010A	
680-232196-26	AF56407	Total/NA	Water	3010A	
680-232196-27	AF56418	Total/NA	Water	3010A	
680-232196-28	AF56422	Total/NA	Water	3010A	
680-232196-29	AF56419	Total/NA	Water	3010A	
680-232196-30	AF56425	Total/NA	Water	3010A	
680-232196-31	AF56426	Total/NA	Water	3010A	
680-232196-32	AF56427	Total/NA	Water	3010A	
680-232196-33	AF56408	Total/NA	Water	3010A	
680-232196-34	AF56415	Total/NA	Water	3010A	
680-232196-35	AF56416	Total/NA	Water	3010A	
680-232196-36	AF56417	Total/NA	Water	3010A	
680-232196-37	AF56429	Total/NA	Water	3010A	
680-232196-38	AF56421	Total/NA	Water	3010A	
680-232196-39	AF56428	Total/NA	Water	3010A	
680-232196-40	AF56439	Total/NA	Water	3010A	
MB 160-604815/1-A	Method Blank	Total/NA	Water	3010A	
LCS 160-604815/2-A	Lab Control Sample	Total/NA	Water	3010A	
680-232196-22 MS	AF56412	Total/NA	Water	3010A	
680-232196-22 MSD	AF56412	Total/NA	Water	3010A	

Metals

Prep Batch: 604817

Lab Sample ID	Client Sample ID	Prep Type	Matrix	Method	Prep Batch
680-232196-41	AF56441	Total/NA	Water	3010A	
680-232196-42	AF56414	Total/NA	Water	3010A	
680-232196-43	AF56423	Total/NA	Water	3010A	
680-232196-44	AF56428	Total/NA	Water	3010A	
MB 160-604817/1-A	Method Blank	Total/NA	Water	3010A	
LCS 160-604817/2-A	Lab Control Sample	Total/NA	Water	3010A	
680-232196-43 MS	AF56423	Total/NA	Water	3010A	
680-232196-43 MSD	AF56423	Total/NA	Water	3010A	

Analysis Batch: 605060

Lab Sample ID	Client Sample ID	Prep Type	Matrix	Method	Prep Batch
680-232196-1	AF56394	Total/NA	Water	6010D	604813
680-232196-2	AF56331	Total/NA	Water	6010D	604813
680-232196-3	AF56332	Total/NA	Water	6010D	604813
680-232196-4	AF56395	Total/NA	Water	6010D	604813
680-232196-5	AF56396	Total/NA	Water	6010D	604813
680-232196-6	AF56397	Total/NA	Water	6010D	604813
680-232196-7	AF56400	Total/NA	Water	6010D	604813
680-232196-8	AF56442	Total/NA	Water	6010D	604813
680-232196-9	AF56443	Total/NA	Water	6010D	604813
680-232196-10	AF56402	Total/NA	Water	6010D	604813
680-232196-11	AF56403	Total/NA	Water	6010D	604813
680-232196-12	AF56404	Total/NA	Water	6010D	604813
680-232196-13	AF56434	Total/NA	Water	6010D	604813
680-232196-14	AF56433	Total/NA	Water	6010D	604813
680-232196-15	AF56435	Total/NA	Water	6010D	604813
680-232196-16	AF56436	Total/NA	Water	6010D	604813
680-232196-17	AF56437	Total/NA	Water	6010D	604813
680-232196-18	AF56438	Total/NA	Water	6010D	604813
680-232196-19	AF56409	Total/NA	Water	6010D	604813
680-232196-20	AF56410	Total/NA	Water	6010D	604813
680-232196-21	AF56411	Total/NA	Water	6010D	604815
680-232196-22	AF56412	Total/NA	Water	6010D	604815
680-232196-23	AF56413	Total/NA	Water	6010D	604815
680-232196-24	AF56430	Total/NA	Water	6010D	604815
680-232196-25	AF56406	Total/NA	Water	6010D	604815
680-232196-26	AF56407	Total/NA	Water	6010D	604815
680-232196-27	AF56418	Total/NA	Water	6010D	604815
680-232196-28	AF56422	Total/NA	Water	6010D	604815
680-232196-29	AF56419	Total/NA	Water	6010D	604815
680-232196-30	AF56425	Total/NA	Water	6010D	604815
680-232196-31	AF56426	Total/NA	Water	6010D	604815
680-232196-32	AF56427	Total/NA	Water	6010D	604815
680-232196-33	AF56408	Total/NA	Water	6010D	604815
680-232196-34	AF56415	Total/NA	Water	6010D	604815
680-232196-35	AF56416	Total/NA	Water	6010D	604815
680-232196-36	AF56417	Total/NA	Water	6010D	604815
680-232196-37	AF56429	Total/NA	Water	6010D	604815
680-232196-38	AF56421	Total/NA	Water	6010D	604815
680-232196-39	AF56428	Total/NA	Water	6010D	604815
680-232196-40	AF56439	Total/NA	Water	6010D	604815

Metals (Continued)

Analysis Batch: 605060 (Continued)

Lab Sample ID	Client Sample ID	Prep Type	Matrix	Method	Prep Batch
680-232196-41	AF56441	Total/NA	Water	6010D	604817
680-232196-42	AF56414	Total/NA	Water	6010D	604817
680-232196-43	AF56423	Total/NA	Water	6010D	604817
680-232196-44	AF56428	Total/NA	Water	6010D	604817
MB 160-604813/1-A	Method Blank	Total/NA	Water	6010D	604813
MB 160-604815/1-A	Method Blank	Total/NA	Water	6010D	604815
MB 160-604817/1-A	Method Blank	Total/NA	Water	6010D	604817
LCS 160-604813/2-A	Lab Control Sample	Total/NA	Water	6010D	604813
LCS 160-604815/2-A	Lab Control Sample	Total/NA	Water	6010D	604815
LCS 160-604817/2-A	Lab Control Sample	Total/NA	Water	6010D	604817
680-232196-3 MS	AF56332	Total/NA	Water	6010D	604813
680-232196-3 MSD	AF56332	Total/NA	Water	6010D	604813
680-232196-22 MS	AF56412	Total/NA	Water	6010D	604815
680-232196-22 MSD	AF56412	Total/NA	Water	6010D	604815
680-232196-43 MS	AF56423	Total/NA	Water	6010D	604817
680-232196-43 MSD	AF56423	Total/NA	Water	6010D	604817

Prep Batch: 768540

Lab Sample ID	Client Sample ID	Prep Type	Matrix	Method	Prep Batch
680-232196-39	AF56428	Total Recoverable	Water	3005A	
MB 680-768540/1-A	Method Blank	Total Recoverable	Water	3005A	
LCS 680-768540/2-A	Lab Control Sample	Total Recoverable	Water	3005A	

Prep Batch: 768544

Lab Sample ID	Client Sample ID	Prep Type	Matrix	Method	Prep Batch
680-232196-1	AF56394	Total Recoverable	Water	3005A	
680-232196-2	AF56331	Total Recoverable	Water	3005A	
680-232196-3	AF56332	Total Recoverable	Water	3005A	
680-232196-4	AF56395	Total Recoverable	Water	3005A	
680-232196-5	AF56396	Total Recoverable	Water	3005A	
680-232196-6	AF56397	Total Recoverable	Water	3005A	
680-232196-7	AF56400	Total Recoverable	Water	3005A	
680-232196-8	AF56442	Total Recoverable	Water	3005A	
680-232196-9	AF56443	Total Recoverable	Water	3005A	
680-232196-10	AF56402	Total Recoverable	Water	3005A	
680-232196-11	AF56403	Total Recoverable	Water	3005A	
680-232196-12	AF56404	Total Recoverable	Water	3005A	
680-232196-13	AF56434	Total Recoverable	Water	3005A	
680-232196-14	AF56433	Total Recoverable	Water	3005A	
680-232196-15	AF56435	Total Recoverable	Water	3005A	
680-232196-16	AF56436	Total Recoverable	Water	3005A	
680-232196-17	AF56437	Total Recoverable	Water	3005A	
680-232196-18	AF56438	Total Recoverable	Water	3005A	
680-232196-19	AF56409	Total Recoverable	Water	3005A	
680-232196-20	AF56410	Total Recoverable	Water	3005A	
MB 680-768544/1-A	Method Blank	Total Recoverable	Water	3005A	
LCS 680-768544/2-A	Lab Control Sample	Total Recoverable	Water	3005A	
680-232196-1 MS	AF56394	Total Recoverable	Water	3005A	
680-232196-1 MSD	AF56394	Total Recoverable	Water	3005A	

Metals

Prep Batch: 768552

Lab Sample ID	Client Sample ID	Prep Type	Matrix	Method	Prep Batch
680-232196-21	AF56411	Total Recoverable	Water	3005A	
680-232196-22	AF56412	Total Recoverable	Water	3005A	
680-232196-23	AF56413	Total Recoverable	Water	3005A	
680-232196-24	AF56430	Total Recoverable	Water	3005A	
680-232196-25	AF56406	Total Recoverable	Water	3005A	
680-232196-26	AF56407	Total Recoverable	Water	3005A	
680-232196-27	AF56418	Total Recoverable	Water	3005A	
680-232196-28	AF56422	Total Recoverable	Water	3005A	
680-232196-29	AF56419	Total Recoverable	Water	3005A	
680-232196-30	AF56425	Total Recoverable	Water	3005A	
680-232196-31	AF56426	Total Recoverable	Water	3005A	
680-232196-32	AF56427	Total Recoverable	Water	3005A	
680-232196-33	AF56408	Total Recoverable	Water	3005A	
680-232196-34	AF56415	Total Recoverable	Water	3005A	
680-232196-35	AF56416	Total Recoverable	Water	3005A	
680-232196-36	AF56417	Total Recoverable	Water	3005A	
680-232196-37	AF56429	Total Recoverable	Water	3005A	
680-232196-38	AF56421	Total Recoverable	Water	3005A	
680-232196-40	AF56439	Total Recoverable	Water	3005A	
680-232196-41	AF56441	Total Recoverable	Water	3005A	
MB 680-768552/1-A	Method Blank	Total Recoverable	Water	3005A	
LCS 680-768552/2-A	Lab Control Sample	Total Recoverable	Water	3005A	
680-232196-21 MS	AF56411	Total Recoverable	Water	3005A	
680-232196-21 MSD	AF56411	Total Recoverable	Water	3005A	

Prep Batch: 768588

Lab Sample ID	Client Sample ID	Prep Type	Matrix	Method	Prep Batch
680-232196-1	AF56394	Total/NA	Water	7470A	
MB 680-768588/1-A	Method Blank	Total/NA	Water	7470A	
LCS 680-768588/2-A	Lab Control Sample	Total/NA	Water	7470A	

Prep Batch: 768590

Lab Sample ID	Client Sample ID	Prep Type	Matrix	Method	Prep Batch
680-232196-2	AF56331	Total/NA	Water	7470A	
680-232196-3	AF56332	Total/NA	Water	7470A	
680-232196-4	AF56395	Total/NA	Water	7470A	
680-232196-5	AF56396	Total/NA	Water	7470A	
680-232196-6	AF56397	Total/NA	Water	7470A	
680-232196-12	AF56404	Total/NA	Water	7470A	
680-232196-13	AF56434	Total/NA	Water	7470A	
680-232196-14	AF56433	Total/NA	Water	7470A	
680-232196-15	AF56435	Total/NA	Water	7470A	
680-232196-16	AF56436	Total/NA	Water	7470A	
680-232196-23	AF56413	Total/NA	Water	7470A	
680-232196-24	AF56430	Total/NA	Water	7470A	
680-232196-25	AF56406	Total/NA	Water	7470A	
680-232196-26	AF56407	Total/NA	Water	7470A	
680-232196-27	AF56418	Total/NA	Water	7470A	
680-232196-34	AF56415	Total/NA	Water	7470A	
680-232196-35	AF56416	Total/NA	Water	7470A	
680-232196-36	AF56417	Total/NA	Water	7470A	

Metals (Continued)

Prep Batch: 768590 (Continued)

Lab Sample ID	Client Sample ID	Prep Type	Matrix	Method	Prep Batch
680-232196-37	AF56429	Total/NA	Water	7470A	
680-232196-38	AF56421	Total/NA	Water	7470A	
MB 680-768590/1-A	Method Blank	Total/NA	Water	7470A	
LCS 680-768590/2-A	Lab Control Sample	Total/NA	Water	7470A	
680-232196-38 MS	AF56421	Total/NA	Water	7470A	
680-232196-38 MSD	AF56421	Total/NA	Water	7470A	

Prep Batch: 768608

Lab Sample ID	Client Sample ID	Prep Type	Matrix	Method	Prep Batch
680-232196-42	AF56414	Total Recoverable	Water	3005A	
680-232196-43	AF56423	Total Recoverable	Water	3005A	
680-232196-44	AF56428	Total Recoverable	Water	3005A	
MB 680-768608/1-A	Method Blank	Total Recoverable	Water	3005A	
LCS 680-768608/2-A	Lab Control Sample	Total Recoverable	Water	3005A	
680-232196-42 MS	AF56414	Total Recoverable	Water	3005A	
680-232196-42 MSD	AF56414	Total Recoverable	Water	3005A	

Prep Batch: 768609

Lab Sample ID	Client Sample ID	Prep Type	Matrix	Method	Prep Batch
680-232196-7	AF56400	Total/NA	Water	7470A	
680-232196-8	AF56442	Total/NA	Water	7470A	
680-232196-9	AF56443	Total/NA	Water	7470A	
680-232196-10	AF56402	Total/NA	Water	7470A	
680-232196-11	AF56403	Total/NA	Water	7470A	
680-232196-17	AF56437	Total/NA	Water	7470A	
680-232196-18	AF56438	Total/NA	Water	7470A	
680-232196-19	AF56409	Total/NA	Water	7470A	
680-232196-20	AF56410	Total/NA	Water	7470A	
680-232196-21	AF56411	Total/NA	Water	7470A	
680-232196-22	AF56412	Total/NA	Water	7470A	
680-232196-28	AF56422	Total/NA	Water	7470A	
680-232196-29	AF56419	Total/NA	Water	7470A	
680-232196-30	AF56425	Total/NA	Water	7470A	
680-232196-31	AF56426	Total/NA	Water	7470A	
680-232196-32	AF56427	Total/NA	Water	7470A	
680-232196-33	AF56408	Total/NA	Water	7470A	
680-232196-39	AF56428	Total/NA	Water	7470A	
680-232196-40	AF56439	Total/NA	Water	7470A	
680-232196-41	AF56441	Total/NA	Water	7470A	
MB 680-768609/1-A	Method Blank	Total/NA	Water	7470A	
LCS 680-768609/2-A	Lab Control Sample	Total/NA	Water	7470A	
680-232196-33 MS	AF56408	Total/NA	Water	7470A	
680-232196-33 MSD	AF56408	Total/NA	Water	7470A	

Prep Batch: 768613

Lab Sample ID	Client Sample ID	Prep Type	Matrix	Method	Prep Batch
680-232196-42	AF56414	Total Recoverable	Water	3005A	
680-232196-43	AF56423	Total Recoverable	Water	3005A	
680-232196-44	AF56428	Total Recoverable	Water	3005A	
MB 680-768613/1-A	Method Blank	Total Recoverable	Water	3005A	
LCS 680-768613/2-A	Lab Control Sample	Total Recoverable	Water	3005A	

Metals (Continued)

Prep Batch: 768613 (Continued)

Lab Sample ID	Client Sample ID	Prep Type	Matrix	Method	Prep Batch
680-232196-42 MS	AF56414	Total Recoverable	Water	3005A	
680-232196-42 MSD	AF56414	Total Recoverable	Water	3005A	

Prep Batch: 768648

Lab Sample ID	Client Sample ID	Prep Type	Matrix	Method	Prep Batch
680-232196-42	AF56414	Total/NA	Water	7470A	
680-232196-43	AF56423	Total/NA	Water	7470A	
680-232196-44	AF56428	Total/NA	Water	7470A	
MB 680-768648/1-A	Method Blank	Total/NA	Water	7470A	
LCS 680-768648/2-A	Lab Control Sample	Total/NA	Water	7470A	
680-232196-44 MS	AF56428	Total/NA	Water	7470A	
680-232196-44 MSD	AF56428	Total/NA	Water	7470A	

Prep Batch: 768857

Lab Sample ID	Client Sample ID	Prep Type	Matrix	Method	Prep Batch
680-232196-1	AF56394	Total Recoverable	Water	3005A	
680-232196-2	AF56331	Total Recoverable	Water	3005A	
680-232196-3	AF56332	Total Recoverable	Water	3005A	
680-232196-4	AF56395	Total Recoverable	Water	3005A	
680-232196-5	AF56396	Total Recoverable	Water	3005A	
680-232196-6	AF56397	Total Recoverable	Water	3005A	
680-232196-7	AF56400	Total Recoverable	Water	3005A	
680-232196-8	AF56442	Total Recoverable	Water	3005A	
680-232196-9	AF56443	Total Recoverable	Water	3005A	
680-232196-10	AF56402	Total Recoverable	Water	3005A	
680-232196-11	AF56403	Total Recoverable	Water	3005A	
680-232196-12	AF56404	Total Recoverable	Water	3005A	
680-232196-13	AF56434	Total Recoverable	Water	3005A	
680-232196-14	AF56433	Total Recoverable	Water	3005A	
680-232196-15	AF56435	Total Recoverable	Water	3005A	
680-232196-16	AF56436	Total Recoverable	Water	3005A	
680-232196-17	AF56437	Total Recoverable	Water	3005A	
680-232196-18	AF56438	Total Recoverable	Water	3005A	
680-232196-19	AF56409	Total Recoverable	Water	3005A	
680-232196-20	AF56410	Total Recoverable	Water	3005A	
MB 680-768857/1-A	Method Blank	Total Recoverable	Water	3005A	
LCS 680-768857/2-A	Lab Control Sample	Total Recoverable	Water	3005A	
680-232196-1 MS	AF56394	Total Recoverable	Water	3005A	
680-232196-1 MSD	AF56394	Total Recoverable	Water	3005A	

Prep Batch: 768858

Lab Sample ID	Client Sample ID	Prep Type	Matrix	Method	Prep Batch
680-232196-21	AF56411	Total Recoverable	Water	3005A	
680-232196-22	AF56412	Total Recoverable	Water	3005A	
680-232196-23	AF56413	Total Recoverable	Water	3005A	
680-232196-24	AF56430	Total Recoverable	Water	3005A	
680-232196-25	AF56406	Total Recoverable	Water	3005A	
680-232196-26	AF56407	Total Recoverable	Water	3005A	
680-232196-27	AF56418	Total Recoverable	Water	3005A	
680-232196-28	AF56422	Total Recoverable	Water	3005A	
680-232196-29	AF56419	Total Recoverable	Water	3005A	

Metals (Continued)

Prep Batch: 768858 (Continued)

Lab Sample ID	Client Sample ID	Prep Type	Matrix	Method	Prep Batch
680-232196-30	AF56425	Total Recoverable	Water	3005A	
680-232196-31	AF56426	Total Recoverable	Water	3005A	
680-232196-32	AF56427	Total Recoverable	Water	3005A	
680-232196-33	AF56408	Total Recoverable	Water	3005A	
680-232196-34	AF56415	Total Recoverable	Water	3005A	
680-232196-35	AF56416	Total Recoverable	Water	3005A	
680-232196-36	AF56417	Total Recoverable	Water	3005A	
680-232196-37	AF56429	Total Recoverable	Water	3005A	
680-232196-38	AF56421	Total Recoverable	Water	3005A	
680-232196-40	AF56439	Total Recoverable	Water	3005A	
680-232196-41	AF56441	Total Recoverable	Water	3005A	
MB 680-768858/1-A	Method Blank	Total Recoverable	Water	3005A	
LCS 680-768858/2-A	Lab Control Sample	Total Recoverable	Water	3005A	
680-232196-21 MS	AF56411	Total Recoverable	Water	3005A	
680-232196-21 MSD	AF56411	Total Recoverable	Water	3005A	

Prep Batch: 768859

Lab Sample ID	Client Sample ID	Prep Type	Matrix	Method	Prep Batch
680-232196-39	AF56428	Total Recoverable	Water	3005A	
MB 680-768859/1-A	Method Blank	Total Recoverable	Water	3005A	
LCS 680-768859/2-A	Lab Control Sample	Total Recoverable	Water	3005A	

Analysis Batch: 768864

Lab Sample ID	Client Sample ID	Prep Type	Matrix	Method	Prep Batch
680-232196-1	AF56394	Total/NA	Water	7470A	768588
680-232196-2	AF56331	Total/NA	Water	7470A	768590
680-232196-3	AF56332	Total/NA	Water	7470A	768590
680-232196-4	AF56395	Total/NA	Water	7470A	768590
680-232196-5	AF56396	Total/NA	Water	7470A	768590
680-232196-6	AF56397	Total/NA	Water	7470A	768590
680-232196-7	AF56400	Total/NA	Water	7470A	768609
680-232196-8	AF56442	Total/NA	Water	7470A	768609
680-232196-9	AF56443	Total/NA	Water	7470A	768609
680-232196-10	AF56402	Total/NA	Water	7470A	768609
680-232196-11	AF56403	Total/NA	Water	7470A	768609
680-232196-12	AF56404	Total/NA	Water	7470A	768590
680-232196-13	AF56434	Total/NA	Water	7470A	768590
680-232196-14	AF56433	Total/NA	Water	7470A	768590
680-232196-15	AF56435	Total/NA	Water	7470A	768590
680-232196-16	AF56436	Total/NA	Water	7470A	768590
680-232196-17	AF56437	Total/NA	Water	7470A	768609
680-232196-18	AF56438	Total/NA	Water	7470A	768609
680-232196-19	AF56409	Total/NA	Water	7470A	768609
680-232196-20	AF56410	Total/NA	Water	7470A	768609
680-232196-21	AF56411	Total/NA	Water	7470A	768609
680-232196-22	AF56412	Total/NA	Water	7470A	768609
680-232196-23	AF56413	Total/NA	Water	7470A	768590
680-232196-24	AF56430	Total/NA	Water	7470A	768590
680-232196-25	AF56406	Total/NA	Water	7470A	768590
680-232196-26	AF56407	Total/NA	Water	7470A	768590
680-232196-27	AF56418	Total/NA	Water	7470A	768590

Metals (Continued)

Analysis Batch: 768864 (Continued)

Lab Sample ID	Client Sample ID	Prep Type	Matrix	Method	Prep Batch
680-232196-28	AF56422	Total/NA	Water	7470A	768609
680-232196-29	AF56419	Total/NA	Water	7470A	768609
680-232196-30	AF56425	Total/NA	Water	7470A	768609
680-232196-31	AF56426	Total/NA	Water	7470A	768609
680-232196-32	AF56427	Total/NA	Water	7470A	768609
680-232196-33	AF56408	Total/NA	Water	7470A	768609
680-232196-34	AF56415	Total/NA	Water	7470A	768590
680-232196-35	AF56416	Total/NA	Water	7470A	768590
680-232196-36	AF56417	Total/NA	Water	7470A	768590
680-232196-37	AF56429	Total/NA	Water	7470A	768590
680-232196-38	AF56421	Total/NA	Water	7470A	768590
680-232196-39	AF56428	Total/NA	Water	7470A	768609
680-232196-40	AF56439	Total/NA	Water	7470A	768609
680-232196-41	AF56441	Total/NA	Water	7470A	768609
680-232196-42	AF56414	Total/NA	Water	7470A	768648
680-232196-43	AF56423	Total/NA	Water	7470A	768648
680-232196-44	AF56428	Total/NA	Water	7470A	768648
MB 680-768588/1-A	Method Blank	Total/NA	Water	7470A	768588
MB 680-768590/1-A	Method Blank	Total/NA	Water	7470A	768590
MB 680-768609/1-A	Method Blank	Total/NA	Water	7470A	768609
MB 680-768648/1-A	Method Blank	Total/NA	Water	7470A	768648
LCS 680-768588/2-A	Lab Control Sample	Total/NA	Water	7470A	768588
LCS 680-768590/2-A	Lab Control Sample	Total/NA	Water	7470A	768590
LCS 680-768609/2-A	Lab Control Sample	Total/NA	Water	7470A	768609
LCS 680-768648/2-A	Lab Control Sample	Total/NA	Water	7470A	768648
680-232196-33 MS	AF56408	Total/NA	Water	7470A	768609
680-232196-33 MSD	AF56408	Total/NA	Water	7470A	768609
680-232196-38 MS	AF56421	Total/NA	Water	7470A	768590
680-232196-38 MSD	AF56421	Total/NA	Water	7470A	768590
680-232196-44 MS	AF56428	Total/NA	Water	7470A	768648
680-232196-44 MSD	AF56428	Total/NA	Water	7470A	768648

Analysis Batch: 768929

Lab Sample ID	Client Sample ID	Prep Type	Matrix	Method	Prep Batch
680-232196-1	AF56394	Total Recoverable	Water	6010D	768857
680-232196-2	AF56331	Total Recoverable	Water	6010D	768857
680-232196-3	AF56332	Total Recoverable	Water	6010D	768857
680-232196-4	AF56395	Total Recoverable	Water	6010D	768857
680-232196-5	AF56396	Total Recoverable	Water	6010D	768857
680-232196-6	AF56397	Total Recoverable	Water	6010D	768857
680-232196-7	AF56400	Total Recoverable	Water	6010D	768857
680-232196-8	AF56442	Total Recoverable	Water	6010D	768857
680-232196-9	AF56443	Total Recoverable	Water	6010D	768857
680-232196-10	AF56402	Total Recoverable	Water	6010D	768857
680-232196-11	AF56403	Total Recoverable	Water	6010D	768857
680-232196-12	AF56404	Total Recoverable	Water	6010D	768857
680-232196-13	AF56434	Total Recoverable	Water	6010D	768857
680-232196-14	AF56433	Total Recoverable	Water	6010D	768857
680-232196-15	AF56435	Total Recoverable	Water	6010D	768857
680-232196-16	AF56436	Total Recoverable	Water	6010D	768857
680-232196-17	AF56437	Total Recoverable	Water	6010D	768857

Metals (Continued)

Analysis Batch: 768929 (Continued)

Lab Sample ID	Client Sample ID	Prep Type	Matrix	Method	Prep Batch
680-232196-18	AF56438	Total Recoverable	Water	6010D	768857
680-232196-19	AF56409	Total Recoverable	Water	6010D	768857
680-232196-20	AF56410	Total Recoverable	Water	6010D	768857
680-232196-21	AF56411	Total Recoverable	Water	6010D	768858
680-232196-22	AF56412	Total Recoverable	Water	6010D	768858
680-232196-23	AF56413	Total Recoverable	Water	6010D	768858
680-232196-24	AF56430	Total Recoverable	Water	6010D	768858
680-232196-25	AF56406	Total Recoverable	Water	6010D	768858
680-232196-26	AF56407	Total Recoverable	Water	6010D	768858
680-232196-27	AF56418	Total Recoverable	Water	6010D	768858
680-232196-28	AF56422	Total Recoverable	Water	6010D	768858
680-232196-29	AF56419	Total Recoverable	Water	6010D	768858
680-232196-30	AF56425	Total Recoverable	Water	6010D	768858
680-232196-31	AF56426	Total Recoverable	Water	6010D	768858
680-232196-32	AF56427	Total Recoverable	Water	6010D	768858
680-232196-33	AF56408	Total Recoverable	Water	6010D	768858
680-232196-34	AF56415	Total Recoverable	Water	6010D	768858
680-232196-35	AF56416	Total Recoverable	Water	6010D	768858
680-232196-36	AF56417	Total Recoverable	Water	6010D	768858
680-232196-37	AF56429	Total Recoverable	Water	6010D	768858
680-232196-38	AF56421	Total Recoverable	Water	6010D	768858
680-232196-39	AF56428	Total Recoverable	Water	6010D	768859
680-232196-40	AF56439	Total Recoverable	Water	6010D	768858
680-232196-41	AF56441	Total Recoverable	Water	6010D	768858
680-232196-42	AF56414	Total Recoverable	Water	6010D	768608
680-232196-43	AF56423	Total Recoverable	Water	6010D	768608
680-232196-44	AF56428	Total Recoverable	Water	6010D	768608
MB 680-768608/1-A	Method Blank	Total Recoverable	Water	6010D	768608
MB 680-768857/1-A	Method Blank	Total Recoverable	Water	6010D	768857
MB 680-768858/1-A	Method Blank	Total Recoverable	Water	6010D	768858
MB 680-768859/1-A	Method Blank	Total Recoverable	Water	6010D	768859
LCS 680-768608/2-A	Lab Control Sample	Total Recoverable	Water	6010D	768608
LCS 680-768857/2-A	Lab Control Sample	Total Recoverable	Water	6010D	768857
LCS 680-768858/2-A	Lab Control Sample	Total Recoverable	Water	6010D	768858
LCS 680-768859/2-A	Lab Control Sample	Total Recoverable	Water	6010D	768859
680-232196-1 MS	AF56394	Total Recoverable	Water	6010D	768857
680-232196-1 MSD	AF56394	Total Recoverable	Water	6010D	768857
680-232196-21 MS	AF56411	Total Recoverable	Water	6010D	768858
680-232196-21 MSD	AF56411	Total Recoverable	Water	6010D	768858
680-232196-42 MS	AF56414	Total Recoverable	Water	6010D	768608
680-232196-42 MSD	AF56414	Total Recoverable	Water	6010D	768608

Analysis Batch: 768945

Lab Sample ID	Client Sample ID	Prep Type	Matrix	Method	Prep Batch
680-232196-1	AF56394	Total Recoverable	Water	6020B	768544
680-232196-2	AF56331	Total Recoverable	Water	6020B	768544
680-232196-3	AF56332	Total Recoverable	Water	6020B	768544
680-232196-4	AF56395	Total Recoverable	Water	6020B	768544
680-232196-5	AF56396	Total Recoverable	Water	6020B	768544
680-232196-6	AF56397	Total Recoverable	Water	6020B	768544
680-232196-7	AF56400	Total Recoverable	Water	6020B	768544

Metals (Continued)

Analysis Batch: 768945 (Continued)

Lab Sample ID	Client Sample ID	Prep Type	Matrix	Method	Prep Batch
680-232196-8	AF56442	Total Recoverable	Water	6020B	768544
680-232196-9	AF56443	Total Recoverable	Water	6020B	768544
680-232196-10	AF56402	Total Recoverable	Water	6020B	768544
680-232196-11	AF56403	Total Recoverable	Water	6020B	768544
680-232196-12	AF56404	Total Recoverable	Water	6020B	768544
680-232196-13	AF56434	Total Recoverable	Water	6020B	768544
680-232196-14	AF56433	Total Recoverable	Water	6020B	768544
680-232196-15	AF56435	Total Recoverable	Water	6020B	768544
680-232196-16	AF56436	Total Recoverable	Water	6020B	768544
680-232196-17	AF56437	Total Recoverable	Water	6020B	768544
680-232196-18	AF56438	Total Recoverable	Water	6020B	768544
680-232196-19	AF56409	Total Recoverable	Water	6020B	768544
680-232196-20	AF56410	Total Recoverable	Water	6020B	768544
680-232196-21	AF56411	Total Recoverable	Water	6020B	768552
680-232196-22	AF56412	Total Recoverable	Water	6020B	768552
680-232196-23	AF56413	Total Recoverable	Water	6020B	768552
680-232196-24	AF56430	Total Recoverable	Water	6020B	768552
680-232196-25	AF56406	Total Recoverable	Water	6020B	768552
680-232196-26	AF56407	Total Recoverable	Water	6020B	768552
680-232196-27	AF56418	Total Recoverable	Water	6020B	768552
680-232196-28	AF56422	Total Recoverable	Water	6020B	768552
680-232196-29	AF56419	Total Recoverable	Water	6020B	768552
680-232196-30	AF56425	Total Recoverable	Water	6020B	768552
680-232196-31	AF56426	Total Recoverable	Water	6020B	768552
680-232196-32	AF56427	Total Recoverable	Water	6020B	768552
680-232196-33	AF56408	Total Recoverable	Water	6020B	768552
680-232196-34	AF56415	Total Recoverable	Water	6020B	768552
680-232196-35	AF56416	Total Recoverable	Water	6020B	768552
680-232196-36	AF56417	Total Recoverable	Water	6020B	768552
680-232196-37	AF56429	Total Recoverable	Water	6020B	768552
680-232196-38	AF56421	Total Recoverable	Water	6020B	768552
680-232196-39	AF56428	Total Recoverable	Water	6020B	768540
680-232196-40	AF56439	Total Recoverable	Water	6020B	768552
680-232196-41	AF56441	Total Recoverable	Water	6020B	768552
680-232196-42	AF56414	Total Recoverable	Water	6020B	768613
680-232196-43	AF56423	Total Recoverable	Water	6020B	768613
680-232196-44	AF56428	Total Recoverable	Water	6020B	768613
MB 680-768540/1-A	Method Blank	Total Recoverable	Water	6020B	768540
MB 680-768544/1-A	Method Blank	Total Recoverable	Water	6020B	768544
MB 680-768552/1-A	Method Blank	Total Recoverable	Water	6020B	768552
MB 680-768613/1-A	Method Blank	Total Recoverable	Water	6020B	768613
LCS 680-768540/2-A	Lab Control Sample	Total Recoverable	Water	6020B	768540
LCS 680-768544/2-A	Lab Control Sample	Total Recoverable	Water	6020B	768544
LCS 680-768552/2-A	Lab Control Sample	Total Recoverable	Water	6020B	768552
LCS 680-768613/2-A	Lab Control Sample	Total Recoverable	Water	6020B	768613
680-232196-1 MS	AF56394	Total Recoverable	Water	6020B	768544
680-232196-1 MSD	AF56394	Total Recoverable	Water	6020B	768544
680-232196-21 MS	AF56411	Total Recoverable	Water	6020B	768552
680-232196-21 MSD	AF56411	Total Recoverable	Water	6020B	768552
680-232196-42 MS	AF56414	Total Recoverable	Water	6020B	768613
680-232196-42 MSD	AF56414	Total Recoverable	Water	6020B	768613

Metals

Analysis Batch: 769014

Lab Sample ID	Client Sample ID	Prep Type	Matrix	Method	Prep Batch
680-232196-1	AF56394	Total Recoverable	Water	6020B	768544
680-232196-2	AF56331	Total Recoverable	Water	6020B	768544
680-232196-3	AF56332	Total Recoverable	Water	6020B	768544
680-232196-4	AF56395	Total Recoverable	Water	6020B	768544
680-232196-5	AF56396	Total Recoverable	Water	6020B	768544
680-232196-6	AF56397	Total Recoverable	Water	6020B	768544
680-232196-39	AF56428	Total Recoverable	Water	6020B	768540
MB 680-768544/1-A	Method Blank	Total Recoverable	Water	6020B	768544
LCS 680-768544/2-A	Lab Control Sample	Total Recoverable	Water	6020B	768544
680-232196-1 MS	AF56394	Total Recoverable	Water	6020B	768544
680-232196-1 MSD	AF56394	Total Recoverable	Water	6020B	768544

Analysis Batch: 769167

Lab Sample ID	Client Sample ID	Prep Type	Matrix	Method	Prep Batch
680-232196-19	AF56409	Total Recoverable	Water	6010D	768857
680-232196-20	AF56410	Total Recoverable	Water	6010D	768857
680-232196-21	AF56411	Total Recoverable	Water	6010D	768858
680-232196-21 MS	AF56411	Total Recoverable	Water	6010D	768858
680-232196-21 MSD	AF56411	Total Recoverable	Water	6010D	768858

Lab Chronicle

Client: South Carolina Public Service Authority
Project/Site: 125915/JM02.09.G01.1/36500

Job ID: 680-232196-1

Client Sample ID: AF56394

Date Collected: 02/14/23 12:33
Date Received: 03/17/23 10:30

Lab Sample ID: 680-232196-1

Matrix: Water

Prep Type	Batch Type	Batch Method	Run	Dilution Factor	Batch Number	Analyst	Lab	Prepared or Analyzed
Total Recoverable	Prep	3005A			768857	BJB	EET SAV	03/20/23 09:08
Total Recoverable	Analysis	6010D		1	768929	BJB	EET SAV	03/21/23 22:21
Total/NA	Prep	3010A			604813	LKP	EET SL	03/23/23 14:13
Total/NA	Analysis	6010D		1	605060	LKP	EET SL	03/24/23 13:50
Total Recoverable	Prep	3005A			768544	RR	EET SAV	03/20/23 09:08
Total Recoverable	Analysis	6020B		1	768945	BWR	EET SAV	03/21/23 18:05
Total Recoverable	Prep	3005A			768544	RR	EET SAV	03/20/23 09:08
Total Recoverable	Analysis	6020B		1	769014	BWR	EET SAV	03/22/23 09:30
Total/NA	Prep	7470A			768588	BCB	EET SAV	03/20/23 12:30
Total/NA	Analysis	7470A		1	768864	BCB	EET SAV	03/20/23 19:57

Client Sample ID: AF56331

Date Collected: 02/14/23 13:51
Date Received: 03/17/23 10:30

Lab Sample ID: 680-232196-2

Matrix: Water

Prep Type	Batch Type	Batch Method	Run	Dilution Factor	Batch Number	Analyst	Lab	Prepared or Analyzed
Total Recoverable	Prep	3005A			768857	BJB	EET SAV	03/20/23 09:08
Total Recoverable	Analysis	6010D		1	768929	BJB	EET SAV	03/21/23 22:31
Total/NA	Prep	3010A			604813	LKP	EET SL	03/23/23 14:13
Total/NA	Analysis	6010D		1	605060	LKP	EET SL	03/24/23 14:13
Total Recoverable	Prep	3005A			768544	RR	EET SAV	03/20/23 09:08
Total Recoverable	Analysis	6020B		1	768945	BWR	EET SAV	03/21/23 18:16
Total Recoverable	Prep	3005A			768544	RR	EET SAV	03/20/23 09:08
Total Recoverable	Analysis	6020B		1	769014	BWR	EET SAV	03/22/23 09:50
Total/NA	Prep	7470A			768590	BCB	EET SAV	03/20/23 12:45
Total/NA	Analysis	7470A		1	768864	BCB	EET SAV	03/21/23 13:40

Client Sample ID: AF56332

Date Collected: 02/14/23 15:22
Date Received: 03/17/23 10:30

Lab Sample ID: 680-232196-3

Matrix: Water

Prep Type	Batch Type	Batch Method	Run	Dilution Factor	Batch Number	Analyst	Lab	Prepared or Analyzed
Total Recoverable	Prep	3005A			768857	BJB	EET SAV	03/20/23 09:08
Total Recoverable	Analysis	6010D		1	768929	BJB	EET SAV	03/21/23 22:40
Total/NA	Prep	3010A			604813	LKP	EET SL	03/23/23 14:13
Total/NA	Analysis	6010D		1	605060	LKP	EET SL	03/24/23 14:18
Total Recoverable	Prep	3005A			768544	RR	EET SAV	03/20/23 09:08
Total Recoverable	Analysis	6020B		1	768945	BWR	EET SAV	03/21/23 18:20
Total Recoverable	Prep	3005A			768544	RR	EET SAV	03/20/23 09:08
Total Recoverable	Analysis	6020B		1	769014	BWR	EET SAV	03/22/23 09:54
Total/NA	Prep	7470A			768590	BCB	EET SAV	03/20/23 12:45
Total/NA	Analysis	7470A		1	768864	BCB	EET SAV	03/21/23 13:20

Client Sample ID: AF56395

Lab Sample ID: 680-232196-4

Date Collected: 02/15/23 11:36

Matrix: Water

Date Received: 03/17/23 10:30

Prep Type	Batch Type	Batch Method	Run	Dilution Factor	Batch Number	Analyst	Lab	Prepared or Analyzed
Total Recoverable	Prep	3005A			768857	BJB	EET SAV	03/20/23 09:08
Total Recoverable	Analysis	6010D		1	768929	BJB	EET SAV	03/21/23 22:44
Total/NA	Prep	3010A			604813	LKP	EET SL	03/23/23 14:13
Total/NA	Analysis	6010D		1	605060	LKP	EET SL	03/24/23 14:36
Total Recoverable	Prep	3005A			768544	RR	EET SAV	03/20/23 09:08
Total Recoverable	Analysis	6020B		1	768945	BWR	EET SAV	03/21/23 18:24
Total Recoverable	Prep	3005A			768544	RR	EET SAV	03/20/23 09:08
Total Recoverable	Analysis	6020B		1	769014	BWR	EET SAV	03/22/23 09:58
Total/NA	Prep	7470A			768590	BCB	EET SAV	03/20/23 12:45
Total/NA	Analysis	7470A		1	768864	BCB	EET SAV	03/21/23 12:56

Client Sample ID: AF56396

Lab Sample ID: 680-232196-5

Date Collected: 02/15/23 13:21

Matrix: Water

Date Received: 03/17/23 10:30

Prep Type	Batch Type	Batch Method	Run	Dilution Factor	Batch Number	Analyst	Lab	Prepared or Analyzed
Total Recoverable	Prep	3005A			768857	BJB	EET SAV	03/20/23 09:08
Total Recoverable	Analysis	6010D		1	768929	BJB	EET SAV	03/21/23 22:47
Total/NA	Prep	3010A			604813	LKP	EET SL	03/23/23 14:13
Total/NA	Analysis	6010D		1	605060	LKP	EET SL	03/24/23 14:41
Total Recoverable	Prep	3005A			768544	RR	EET SAV	03/20/23 09:08
Total Recoverable	Analysis	6020B		1	768945	BWR	EET SAV	03/21/23 18:28
Total Recoverable	Prep	3005A			768544	RR	EET SAV	03/20/23 09:08
Total Recoverable	Analysis	6020B		1	769014	BWR	EET SAV	03/22/23 10:02
Total/NA	Prep	7470A			768590	BCB	EET SAV	03/20/23 12:45
Total/NA	Analysis	7470A		1	768864	BCB	EET SAV	03/21/23 14:04

Client Sample ID: AF56397

Lab Sample ID: 680-232196-6

Date Collected: 02/16/23 10:53

Matrix: Water

Date Received: 03/17/23 10:30

Prep Type	Batch Type	Batch Method	Run	Dilution Factor	Batch Number	Analyst	Lab	Prepared or Analyzed
Total Recoverable	Prep	3005A			768857	BJB	EET SAV	03/20/23 09:08
Total Recoverable	Analysis	6010D		1	768929	BJB	EET SAV	03/21/23 22:50
Total/NA	Prep	3010A			604813	LKP	EET SL	03/23/23 14:13
Total/NA	Analysis	6010D		1	605060	LKP	EET SL	03/24/23 14:45
Total Recoverable	Prep	3005A			768544	RR	EET SAV	03/20/23 09:08
Total Recoverable	Analysis	6020B		1	768945	BWR	EET SAV	03/21/23 18:32
Total Recoverable	Prep	3005A			768544	RR	EET SAV	03/20/23 09:08
Total Recoverable	Analysis	6020B		1	769014	BWR	EET SAV	03/22/23 10:06
Total/NA	Prep	7470A			768590	BCB	EET SAV	03/20/23 12:45
Total/NA	Analysis	7470A		1	768864	BCB	EET SAV	03/21/23 12:43

Client Sample ID: AF56400

Lab Sample ID: 680-232196-7

Date Collected: 02/16/23 12:55

Matrix: Water

Date Received: 03/17/23 10:30

Prep Type	Batch Type	Batch Method	Run	Dilution Factor	Batch Number	Analyst	Lab	Prepared or Analyzed
Total Recoverable	Prep	3005A			768857	BJB	EET SAV	03/20/23 09:08
Total Recoverable	Analysis	6010D		1	768929	BJB	EET SAV	03/21/23 22:53
Total/NA	Prep	3010A			604813	LKP	EET SL	03/23/23 14:13
Total/NA	Analysis	6010D		1	605060	LKP	EET SL	03/24/23 14:50
Total Recoverable	Prep	3005A			768544	RR	EET SAV	03/20/23 09:08
Total Recoverable	Analysis	6020B		1	768945	BWR	EET SAV	03/21/23 18:44
Total/NA	Prep	7470A			768609	BCB	EET SAV	03/20/23 13:40
Total/NA	Analysis	7470A		1	768864	BCB	EET SAV	03/21/23 11:09

Client Sample ID: AF56442

Lab Sample ID: 680-232196-8

Date Collected: 02/16/23 14:07

Matrix: Water

Date Received: 03/17/23 10:30

Prep Type	Batch Type	Batch Method	Run	Dilution Factor	Batch Number	Analyst	Lab	Prepared or Analyzed
Total Recoverable	Prep	3005A			768857	BJB	EET SAV	03/20/23 09:08
Total Recoverable	Analysis	6010D		1	768929	BJB	EET SAV	03/21/23 22:57
Total/NA	Prep	3010A			604813	LKP	EET SL	03/23/23 14:13
Total/NA	Analysis	6010D		1	605060	LKP	EET SL	03/24/23 15:08
Total Recoverable	Prep	3005A			768544	RR	EET SAV	03/20/23 09:08
Total Recoverable	Analysis	6020B		1	768945	BWR	EET SAV	03/21/23 18:48
Total/NA	Prep	7470A			768609	BCB	EET SAV	03/20/23 13:40
Total/NA	Analysis	7470A		1	768864	BCB	EET SAV	03/21/23 11:19

Client Sample ID: AF56443

Lab Sample ID: 680-232196-9

Date Collected: 02/16/23 14:12

Matrix: Water

Date Received: 03/17/23 10:30

Prep Type	Batch Type	Batch Method	Run	Dilution Factor	Batch Number	Analyst	Lab	Prepared or Analyzed
Total Recoverable	Prep	3005A			768857	BJB	EET SAV	03/20/23 09:08
Total Recoverable	Analysis	6010D		1	768929	BJB	EET SAV	03/21/23 23:00
Total/NA	Prep	3010A			604813	LKP	EET SL	03/23/23 14:13
Total/NA	Analysis	6010D		1	605060	LKP	EET SL	03/24/23 15:13
Total Recoverable	Prep	3005A			768544	RR	EET SAV	03/20/23 09:08
Total Recoverable	Analysis	6020B		1	768945	BWR	EET SAV	03/21/23 18:52
Total/NA	Prep	7470A			768609	BCB	EET SAV	03/20/23 13:40
Total/NA	Analysis	7470A		1	768864	BCB	EET SAV	03/21/23 10:52

Client Sample ID: AF56402

Lab Sample ID: 680-232196-10

Date Collected: 02/27/23 12:47

Matrix: Water

Date Received: 03/17/23 10:30

Prep Type	Batch Type	Batch Method	Run	Dilution Factor	Batch Number	Analyst	Lab	Prepared or Analyzed
Total Recoverable	Prep	3005A			768857	BJB	EET SAV	03/20/23 09:08
Total Recoverable	Analysis	6010D		1	768929	BJB	EET SAV	03/21/23 23:03

Client Sample ID: AF56402

Lab Sample ID: 680-232196-10

Date Collected: 02/27/23 12:47

Matrix: Water

Date Received: 03/17/23 10:30

Prep Type	Batch Type	Batch Method	Run	Dilution Factor	Batch Number	Analyst	Lab	Prepared or Analyzed
Total/NA	Prep	3010A			604813	LKP	EET SL	03/23/23 14:13
Total/NA	Analysis	6010D		1	605060	LKP	EET SL	03/24/23 15:18
Total Recoverable	Prep	3005A			768544	RR	EET SAV	03/20/23 09:08
Total Recoverable	Analysis	6020B		1	768945	BWR	EET SAV	03/21/23 18:56
Total/NA	Prep	7470A			768609	BCB	EET SAV	03/20/23 13:40
Total/NA	Analysis	7470A		1	768864	BCB	EET SAV	03/21/23 10:42

Client Sample ID: AF56403

Lab Sample ID: 680-232196-11

Date Collected: 02/27/23 09:57

Matrix: Water

Date Received: 03/17/23 10:30

Prep Type	Batch Type	Batch Method	Run	Dilution Factor	Batch Number	Analyst	Lab	Prepared or Analyzed
Total Recoverable	Prep	3005A			768857	BJB	EET SAV	03/20/23 09:08
Total Recoverable	Analysis	6010D		1	768929	BJB	EET SAV	03/21/23 23:06
Total/NA	Prep	3010A			604813	LKP	EET SL	03/23/23 14:13
Total/NA	Analysis	6010D		1	605060	LKP	EET SL	03/24/23 15:22
Total Recoverable	Prep	3005A			768544	RR	EET SAV	03/20/23 09:08
Total Recoverable	Analysis	6020B		1	768945	BWR	EET SAV	03/21/23 19:00
Total/NA	Prep	7470A			768609	BCB	EET SAV	03/20/23 13:40
Total/NA	Analysis	7470A		1	768864	BCB	EET SAV	03/21/23 10:32

Client Sample ID: AF56404

Lab Sample ID: 680-232196-12

Date Collected: 02/27/23 10:02

Matrix: Water

Date Received: 03/17/23 10:30

Prep Type	Batch Type	Batch Method	Run	Dilution Factor	Batch Number	Analyst	Lab	Prepared or Analyzed
Total Recoverable	Prep	3005A			768857	BJB	EET SAV	03/20/23 09:08
Total Recoverable	Analysis	6010D		1	768929	BJB	EET SAV	03/21/23 23:10
Total/NA	Prep	3010A			604813	LKP	EET SL	03/23/23 14:13
Total/NA	Analysis	6010D		1	605060	LKP	EET SL	03/24/23 15:27
Total Recoverable	Prep	3005A			768544	RR	EET SAV	03/20/23 09:08
Total Recoverable	Analysis	6020B		1	768945	BWR	EET SAV	03/21/23 19:03
Total/NA	Prep	7470A			768590	BCB	EET SAV	03/20/23 12:45
Total/NA	Analysis	7470A		1	768864	BCB	EET SAV	03/21/23 13:50

Client Sample ID: AF56434

Lab Sample ID: 680-232196-13

Date Collected: 02/27/23 15:44

Matrix: Water

Date Received: 03/17/23 10:30

Prep Type	Batch Type	Batch Method	Run	Dilution Factor	Batch Number	Analyst	Lab	Prepared or Analyzed
Total Recoverable	Prep	3005A			768857	BJB	EET SAV	03/20/23 09:08
Total Recoverable	Analysis	6010D		1	768929	BJB	EET SAV	03/21/23 23:19
Total/NA	Prep	3010A			604813	LKP	EET SL	03/23/23 14:13
Total/NA	Analysis	6010D		1	605060	LKP	EET SL	03/24/23 15:32

Client Sample ID: AF56434
Lab Sample ID: 680-232196-13

Date Collected: 02/27/23 15:44
Matrix: Water
Date Received: 03/17/23 10:30

Prep Type	Batch Type	Batch Method	Run	Dilution Factor	Batch Number	Analyst	Lab	Prepared or Analyzed
Total Recoverable	Prep	3005A			768544	RR	EET SAV	03/20/23 09:08
Total Recoverable	Analysis	6020B		1	768945	BWR	EET SAV	03/21/23 19:07
Total/NA	Prep	7470A			768590	BCB	EET SAV	03/20/23 12:45
Total/NA	Analysis	7470A		1	768864	BCB	EET SAV	03/21/23 13:36

Client Sample ID: AF56433
Lab Sample ID: 680-232196-14

Date Collected: 02/28/23 12:58
Matrix: Water
Date Received: 03/17/23 10:30

Prep Type	Batch Type	Batch Method	Run	Dilution Factor	Batch Number	Analyst	Lab	Prepared or Analyzed
Total Recoverable	Prep	3005A			768857	BJB	EET SAV	03/20/23 09:08
Total Recoverable	Analysis	6010D		1	768929	BJB	EET SAV	03/21/23 23:23
Total/NA	Prep	3010A			604813	LKP	EET SL	03/23/23 14:13
Total/NA	Analysis	6010D		1	605060	LKP	EET SL	03/24/23 15:37
Total Recoverable	Prep	3005A			768544	RR	EET SAV	03/20/23 09:08
Total Recoverable	Analysis	6020B		1	768945	BWR	EET SAV	03/21/23 19:11
Total/NA	Prep	7470A			768590	BCB	EET SAV	03/20/23 12:45
Total/NA	Analysis	7470A		1	768864	BCB	EET SAV	03/21/23 13:16

Client Sample ID: AF56435
Lab Sample ID: 680-232196-15

Date Collected: 02/28/23 11:44
Matrix: Water
Date Received: 03/17/23 10:30

Prep Type	Batch Type	Batch Method	Run	Dilution Factor	Batch Number	Analyst	Lab	Prepared or Analyzed
Total Recoverable	Prep	3005A			768857	BJB	EET SAV	03/20/23 09:08
Total Recoverable	Analysis	6010D		1	768929	BJB	EET SAV	03/21/23 23:26
Total/NA	Prep	3010A			604813	LKP	EET SL	03/23/23 14:13
Total/NA	Analysis	6010D		1	605060	LKP	EET SL	03/24/23 15:42
Total Recoverable	Prep	3005A			768544	RR	EET SAV	03/20/23 09:08
Total Recoverable	Analysis	6020B		1	768945	BWR	EET SAV	03/21/23 19:15
Total/NA	Prep	7470A			768590	BCB	EET SAV	03/20/23 12:45
Total/NA	Analysis	7470A		1	768864	BCB	EET SAV	03/21/23 13:06

Client Sample ID: AF56436
Lab Sample ID: 680-232196-16

Date Collected: 02/28/23 10:19
Matrix: Water
Date Received: 03/17/23 10:30

Prep Type	Batch Type	Batch Method	Run	Dilution Factor	Batch Number	Analyst	Lab	Prepared or Analyzed
Total Recoverable	Prep	3005A			768857	BJB	EET SAV	03/20/23 09:08
Total Recoverable	Analysis	6010D		1	768929	BJB	EET SAV	03/21/23 23:29
Total/NA	Prep	3010A			604813	LKP	EET SL	03/23/23 14:13
Total/NA	Analysis	6010D		1	605060	LKP	EET SL	03/24/23 15:46
Total Recoverable	Prep	3005A			768544	RR	EET SAV	03/20/23 09:08
Total Recoverable	Analysis	6020B		1	768945	BWR	EET SAV	03/21/23 19:19

Client Sample ID: AF56436

Lab Sample ID: 680-232196-16

Date Collected: 02/28/23 10:19

Matrix: Water

Date Received: 03/17/23 10:30

Prep Type	Batch Type	Batch Method	Run	Dilution Factor	Batch Number	Analyst	Lab	Prepared or Analyzed
Total/NA	Prep	7470A			768590	BCB	EET SAV	03/20/23 12:45
Total/NA	Analysis	7470A		1	768864	BCB	EET SAV	03/21/23 12:39

Client Sample ID: AF56437

Lab Sample ID: 680-232196-17

Date Collected: 02/28/23 10:24

Matrix: Water

Date Received: 03/17/23 10:30

Prep Type	Batch Type	Batch Method	Run	Dilution Factor	Batch Number	Analyst	Lab	Prepared or Analyzed
Total Recoverable	Prep	3005A			768857	BJB	EET SAV	03/20/23 09:08
Total Recoverable	Analysis	6010D		1	768929	BJB	EET SAV	03/21/23 23:32
Total/NA	Prep	3010A			604813	LKP	EET SL	03/23/23 14:13
Total/NA	Analysis	6010D		1	605060	LKP	EET SL	03/24/23 15:51
Total Recoverable	Prep	3005A			768544	RR	EET SAV	03/20/23 09:08
Total Recoverable	Analysis	6020B		1	768945	BWR	EET SAV	03/21/23 19:31
Total/NA	Prep	7470A			768609	BCB	EET SAV	03/20/23 13:40
Total/NA	Analysis	7470A		1	768864	BCB	EET SAV	03/21/23 11:35

Client Sample ID: AF56438

Lab Sample ID: 680-232196-18

Date Collected: 02/28/23 14:31

Matrix: Water

Date Received: 03/17/23 10:30

Prep Type	Batch Type	Batch Method	Run	Dilution Factor	Batch Number	Analyst	Lab	Prepared or Analyzed
Total Recoverable	Prep	3005A			768857	BJB	EET SAV	03/20/23 09:08
Total Recoverable	Analysis	6010D		1	768929	BJB	EET SAV	03/21/23 23:36
Total/NA	Prep	3010A			604813	LKP	EET SL	03/23/23 14:13
Total/NA	Analysis	6010D		1	605060	LKP	EET SL	03/24/23 16:10
Total Recoverable	Prep	3005A			768544	RR	EET SAV	03/20/23 09:08
Total Recoverable	Analysis	6020B		1	768945	BWR	EET SAV	03/21/23 19:35
Total/NA	Prep	7470A			768609	BCB	EET SAV	03/20/23 13:40
Total/NA	Analysis	7470A		1	768864	BCB	EET SAV	03/21/23 11:32

Client Sample ID: AF56409

Lab Sample ID: 680-232196-19

Date Collected: 03/06/23 12:14

Matrix: Water

Date Received: 03/17/23 10:30

Prep Type	Batch Type	Batch Method	Run	Dilution Factor	Batch Number	Analyst	Lab	Prepared or Analyzed
Total Recoverable	Prep	3005A			768857	BJB	EET SAV	03/20/23 09:08
Total Recoverable	Analysis	6010D		1	768929	BJB	EET SAV	03/21/23 23:39
Total Recoverable	Prep	3005A			768857	BJB	EET SAV	03/20/23 09:08
Total Recoverable	Analysis	6010D		10	769167	BJB	EET SAV	03/22/23 11:50
Total/NA	Prep	3010A			604813	LKP	EET SL	03/23/23 14:13
Total/NA	Analysis	6010D		1	605060	LKP	EET SL	03/24/23 16:14
Total Recoverable	Prep	3005A			768544	RR	EET SAV	03/20/23 09:08
Total Recoverable	Analysis	6020B		1	768945	BWR	EET SAV	03/21/23 19:39

Client Sample ID: AF56409

Lab Sample ID: 680-232196-19

Date Collected: 03/06/23 12:14

Matrix: Water

Date Received: 03/17/23 10:30

Prep Type	Batch Type	Batch Method	Run	Dilution Factor	Batch Number	Analyst	Lab	Prepared or Analyzed
Total/NA	Prep	7470A			768609	BCB	EET SAV	03/20/23 13:40
Total/NA	Analysis	7470A		1	768864	BCB	EET SAV	03/21/23 11:12

Client Sample ID: AF56410

Lab Sample ID: 680-232196-20

Date Collected: 03/06/23 12:19

Matrix: Water

Date Received: 03/17/23 10:30

Prep Type	Batch Type	Batch Method	Run	Dilution Factor	Batch Number	Analyst	Lab	Prepared or Analyzed
Total Recoverable	Prep	3005A			768857	BJB	EET SAV	03/20/23 09:08
Total Recoverable	Analysis	6010D		1	768929	BJB	EET SAV	03/21/23 23:42
Total Recoverable	Prep	3005A			768857	BJB	EET SAV	03/20/23 09:08
Total Recoverable	Analysis	6010D		10	769167	BJB	EET SAV	03/22/23 11:53
Total/NA	Prep	3010A			604813	LKP	EET SL	03/23/23 14:13
Total/NA	Analysis	6010D		1	605060	LKP	EET SL	03/24/23 16:19
Total Recoverable	Prep	3005A			768544	RR	EET SAV	03/20/23 09:08
Total Recoverable	Analysis	6020B		1	768945	BWR	EET SAV	03/21/23 19:43
Total/NA	Prep	7470A			768609	BCB	EET SAV	03/20/23 13:40
Total/NA	Analysis	7470A		1	768864	BCB	EET SAV	03/21/23 10:59

Client Sample ID: AF56411

Lab Sample ID: 680-232196-21

Date Collected: 03/06/23 11:08

Matrix: Water

Date Received: 03/17/23 10:30

Prep Type	Batch Type	Batch Method	Run	Dilution Factor	Batch Number	Analyst	Lab	Prepared or Analyzed
Total Recoverable	Prep	3005A			768858	BJB	EET SAV	03/20/23 09:08
Total Recoverable	Analysis	6010D		1	768929	BJB	EET SAV	03/21/23 20:50
Total Recoverable	Prep	3005A			768858	BJB	EET SAV	03/20/23 09:08
Total Recoverable	Analysis	6010D		10	769167	BJB	EET SAV	03/22/23 11:56
Total/NA	Prep	3010A			604815	LKP	EET SL	03/23/23 14:15
Total/NA	Analysis	6010D		1	605060	LKP	EET SL	03/24/23 16:42
Total Recoverable	Prep	3005A			768552	RR	EET SAV	03/20/23 09:08
Total Recoverable	Analysis	6020B		1	768945	BWR	EET SAV	03/21/23 20:02
Total/NA	Prep	7470A			768609	BCB	EET SAV	03/20/23 13:40
Total/NA	Analysis	7470A		1	768864	BCB	EET SAV	03/21/23 10:38

Client Sample ID: AF56412

Lab Sample ID: 680-232196-22

Date Collected: 03/06/23 15:15

Matrix: Water

Date Received: 03/17/23 10:30

Prep Type	Batch Type	Batch Method	Run	Dilution Factor	Batch Number	Analyst	Lab	Prepared or Analyzed
Total Recoverable	Prep	3005A			768858	BJB	EET SAV	03/20/23 09:08
Total Recoverable	Analysis	6010D		1	768929	BJB	EET SAV	03/21/23 21:00
Total/NA	Prep	3010A			604815	LKP	EET SL	03/23/23 14:15
Total/NA	Analysis	6010D		1	605060	LKP	EET SL	03/24/23 16:51

Client Sample ID: AF56412

Lab Sample ID: 680-232196-22

Date Collected: 03/06/23 15:15

Matrix: Water

Date Received: 03/17/23 10:30

Prep Type	Batch Type	Batch Method	Run	Dilution Factor	Batch Number	Analyst	Lab	Prepared or Analyzed
Total Recoverable	Prep	3005A			768552	RR	EET SAV	03/20/23 09:08
Total Recoverable	Analysis	6020B		1	768945	BWR	EET SAV	03/21/23 20:14
Total/NA	Prep	7470A			768609	BCB	EET SAV	03/20/23 13:40
Total/NA	Analysis	7470A		1	768864	BCB	EET SAV	03/21/23 14:20

Client Sample ID: AF56413

Lab Sample ID: 680-232196-23

Date Collected: 03/06/23 13:41

Matrix: Water

Date Received: 03/17/23 10:30

Prep Type	Batch Type	Batch Method	Run	Dilution Factor	Batch Number	Analyst	Lab	Prepared or Analyzed
Total Recoverable	Prep	3005A			768858	BJB	EET SAV	03/20/23 09:08
Total Recoverable	Analysis	6010D		1	768929	BJB	EET SAV	03/21/23 21:03
Total/NA	Prep	3010A			604815	LKP	EET SL	03/23/23 14:15
Total/NA	Analysis	6010D		1	605060	LKP	EET SL	03/24/23 17:23
Total Recoverable	Prep	3005A			768552	RR	EET SAV	03/20/23 09:08
Total Recoverable	Analysis	6020B		1	768945	BWR	EET SAV	03/21/23 20:18
Total/NA	Prep	7470A			768590	BCB	EET SAV	03/20/23 12:45
Total/NA	Analysis	7470A		1	768864	BCB	EET SAV	03/21/23 13:46

Client Sample ID: AF56430

Lab Sample ID: 680-232196-24

Date Collected: 03/06/23 10:10

Matrix: Water

Date Received: 03/17/23 10:30

Prep Type	Batch Type	Batch Method	Run	Dilution Factor	Batch Number	Analyst	Lab	Prepared or Analyzed
Total Recoverable	Prep	3005A			768858	BJB	EET SAV	03/20/23 09:08
Total Recoverable	Analysis	6010D		1	768929	BJB	EET SAV	03/21/23 21:06
Total/NA	Prep	3010A			604815	LKP	EET SL	03/23/23 14:15
Total/NA	Analysis	6010D		1	605060	LKP	EET SL	03/24/23 17:28
Total Recoverable	Prep	3005A			768552	RR	EET SAV	03/20/23 09:08
Total Recoverable	Analysis	6020B		1	768945	BWR	EET SAV	03/21/23 20:22
Total/NA	Prep	7470A			768590	BCB	EET SAV	03/20/23 12:45
Total/NA	Analysis	7470A		1	768864	BCB	EET SAV	03/21/23 14:10

Client Sample ID: AF56406

Lab Sample ID: 680-232196-25

Date Collected: 03/09/23 10:29

Matrix: Water

Date Received: 03/17/23 10:30

Prep Type	Batch Type	Batch Method	Run	Dilution Factor	Batch Number	Analyst	Lab	Prepared or Analyzed
Total Recoverable	Prep	3005A			768858	BJB	EET SAV	03/20/23 09:08
Total Recoverable	Analysis	6010D		1	768929	BJB	EET SAV	03/21/23 21:09
Total/NA	Prep	3010A			604815	LKP	EET SL	03/23/23 14:15
Total/NA	Analysis	6010D		1	605060	LKP	EET SL	03/24/23 17:33
Total Recoverable	Prep	3005A			768552	RR	EET SAV	03/20/23 09:08
Total Recoverable	Analysis	6020B		1	768945	BWR	EET SAV	03/21/23 20:26

Client Sample ID: AF56406

Lab Sample ID: 680-232196-25

Date Collected: 03/09/23 10:29

Matrix: Water

Date Received: 03/17/23 10:30

Prep Type	Batch Type	Batch Method	Run	Dilution Factor	Batch Number	Analyst	Lab	Prepared or Analyzed
Total/NA	Prep	7470A			768590	BCB	EET SAV	03/20/23 12:45
Total/NA	Analysis	7470A		1	768864	BCB	EET SAV	03/21/23 13:13

Client Sample ID: AF56407

Lab Sample ID: 680-232196-26

Date Collected: 03/09/23 10:34

Matrix: Water

Date Received: 03/17/23 10:30

Prep Type	Batch Type	Batch Method	Run	Dilution Factor	Batch Number	Analyst	Lab	Prepared or Analyzed
Total Recoverable	Prep	3005A			768858	BJB	EET SAV	03/20/23 09:08
Total Recoverable	Analysis	6010D		1	768929	BJB	EET SAV	03/21/23 21:13
Total/NA	Prep	3010A			604815	LKP	EET SL	03/23/23 14:15
Total/NA	Analysis	6010D		1	605060	LKP	EET SL	03/24/23 17:38
Total Recoverable	Prep	3005A			768552	RR	EET SAV	03/20/23 09:08
Total Recoverable	Analysis	6020B		1	768945	BWR	EET SAV	03/21/23 20:30
Total/NA	Prep	7470A			768590	BCB	EET SAV	03/20/23 12:45
Total/NA	Analysis	7470A		1	768864	BCB	EET SAV	03/21/23 13:03

Client Sample ID: AF56418

Lab Sample ID: 680-232196-27

Date Collected: 03/09/23 12:07

Matrix: Water

Date Received: 03/17/23 10:30

Prep Type	Batch Type	Batch Method	Run	Dilution Factor	Batch Number	Analyst	Lab	Prepared or Analyzed
Total Recoverable	Prep	3005A			768858	BJB	EET SAV	03/20/23 09:08
Total Recoverable	Analysis	6010D		1	768929	BJB	EET SAV	03/21/23 21:22
Total/NA	Prep	3010A			604815	LKP	EET SL	03/23/23 14:15
Total/NA	Analysis	6010D		1	605060	LKP	EET SL	03/24/23 17:42
Total Recoverable	Prep	3005A			768552	RR	EET SAV	03/20/23 09:08
Total Recoverable	Analysis	6020B		1	768945	BWR	EET SAV	03/21/23 20:41
Total/NA	Prep	7470A			768590	BCB	EET SAV	03/20/23 12:45
Total/NA	Analysis	7470A		1	768864	BCB	EET SAV	03/21/23 12:36

Client Sample ID: AF56422

Lab Sample ID: 680-232196-28

Date Collected: 03/09/23 13:19

Matrix: Water

Date Received: 03/17/23 10:30

Prep Type	Batch Type	Batch Method	Run	Dilution Factor	Batch Number	Analyst	Lab	Prepared or Analyzed
Total Recoverable	Prep	3005A			768858	BJB	EET SAV	03/20/23 09:08
Total Recoverable	Analysis	6010D		1	768929	BJB	EET SAV	03/21/23 21:26
Total/NA	Prep	3010A			604815	LKP	EET SL	03/23/23 14:15
Total/NA	Analysis	6010D		1	605060	LKP	EET SL	03/24/23 17:47
Total Recoverable	Prep	3005A			768552	RR	EET SAV	03/20/23 09:08
Total Recoverable	Analysis	6020B		1	768945	BWR	EET SAV	03/21/23 20:45
Total/NA	Prep	7470A			768609	BCB	EET SAV	03/20/23 13:40
Total/NA	Analysis	7470A		1	768864	BCB	EET SAV	03/21/23 14:24

Client Sample ID: AF56419

Lab Sample ID: 680-232196-29

Date Collected: 03/07/23 14:51

Matrix: Water

Date Received: 03/17/23 10:30

Prep Type	Batch Type	Batch Method	Run	Dilution Factor	Batch Number	Analyst	Lab	Prepared or Analyzed
Total Recoverable	Prep	3005A			768858	BJB	EET SAV	03/20/23 09:08
Total Recoverable	Analysis	6010D		1	768929	BJB	EET SAV	03/21/23 21:29
Total/NA	Prep	3010A			604815	LKP	EET SL	03/23/23 14:15
Total/NA	Analysis	6010D		1	605060	LKP	EET SL	03/24/23 17:52
Total Recoverable	Prep	3005A			768552	RR	EET SAV	03/20/23 09:08
Total Recoverable	Analysis	6020B		1	768945	BWR	EET SAV	03/21/23 20:49
Total/NA	Prep	7470A			768609	BCB	EET SAV	03/20/23 13:40
Total/NA	Analysis	7470A		1	768864	BCB	EET SAV	03/21/23 11:22

Client Sample ID: AF56425

Lab Sample ID: 680-232196-30

Date Collected: 03/07/23 12:49

Matrix: Water

Date Received: 03/17/23 10:30

Prep Type	Batch Type	Batch Method	Run	Dilution Factor	Batch Number	Analyst	Lab	Prepared or Analyzed
Total Recoverable	Prep	3005A			768858	BJB	EET SAV	03/20/23 09:08
Total Recoverable	Analysis	6010D		1	768929	BJB	EET SAV	03/21/23 21:32
Total/NA	Prep	3010A			604815	LKP	EET SL	03/23/23 14:15
Total/NA	Analysis	6010D		1	605060	LKP	EET SL	03/24/23 18:10
Total Recoverable	Prep	3005A			768552	RR	EET SAV	03/20/23 09:08
Total Recoverable	Analysis	6020B		1	768945	BWR	EET SAV	03/21/23 20:53
Total/NA	Prep	7470A			768609	BCB	EET SAV	03/20/23 13:40
Total/NA	Analysis	7470A		1	768864	BCB	EET SAV	03/21/23 11:05

Client Sample ID: AF56426

Lab Sample ID: 680-232196-31

Date Collected: 03/07/23 10:22

Matrix: Water

Date Received: 03/17/23 10:30

Prep Type	Batch Type	Batch Method	Run	Dilution Factor	Batch Number	Analyst	Lab	Prepared or Analyzed
Total Recoverable	Prep	3005A			768858	BJB	EET SAV	03/20/23 09:08
Total Recoverable	Analysis	6010D		1	768929	BJB	EET SAV	03/21/23 21:35
Total/NA	Prep	3010A			604815	LKP	EET SL	03/23/23 14:15
Total/NA	Analysis	6010D		1	605060	LKP	EET SL	03/24/23 18:15
Total Recoverable	Prep	3005A			768552	RR	EET SAV	03/20/23 09:08
Total Recoverable	Analysis	6020B		1	768945	BWR	EET SAV	03/21/23 20:57
Total/NA	Prep	7470A			768609	BCB	EET SAV	03/20/23 13:40
Total/NA	Analysis	7470A		1	768864	BCB	EET SAV	03/21/23 10:55

Client Sample ID: AF56427

Lab Sample ID: 680-232196-32

Date Collected: 03/07/23 10:27

Matrix: Water

Date Received: 03/17/23 10:30

Prep Type	Batch Type	Batch Method	Run	Dilution Factor	Batch Number	Analyst	Lab	Prepared or Analyzed
Total Recoverable	Prep	3005A			768858	BJB	EET SAV	03/20/23 09:08
Total Recoverable	Analysis	6010D		1	768929	BJB	EET SAV	03/21/23 21:39

Client Sample ID: AF56427

Lab Sample ID: 680-232196-32

Date Collected: 03/07/23 10:27

Matrix: Water

Date Received: 03/17/23 10:30

Prep Type	Batch Type	Batch Method	Run	Dilution Factor	Batch Number	Analyst	Lab	Prepared or Analyzed
Total/NA	Prep	3010A			604815	LKP	EET SL	03/23/23 14:15
Total/NA	Analysis	6010D		1	605060	LKP	EET SL	03/24/23 18:19
Total Recoverable	Prep	3005A			768552	RR	EET SAV	03/20/23 09:08
Total Recoverable	Analysis	6020B		1	768945	BWR	EET SAV	03/21/23 21:01
Total/NA	Prep	7470A			768609	BCB	EET SAV	03/20/23 13:40
Total/NA	Analysis	7470A		1	768864	BCB	EET SAV	03/21/23 10:35

Client Sample ID: AF56408

Lab Sample ID: 680-232196-33

Date Collected: 03/08/23 13:38

Matrix: Water

Date Received: 03/17/23 10:30

Prep Type	Batch Type	Batch Method	Run	Dilution Factor	Batch Number	Analyst	Lab	Prepared or Analyzed
Total Recoverable	Prep	3005A			768858	BJB	EET SAV	03/20/23 09:08
Total Recoverable	Analysis	6010D		1	768929	BJB	EET SAV	03/21/23 21:42
Total/NA	Prep	3010A			604815	LKP	EET SL	03/23/23 14:15
Total/NA	Analysis	6010D		1	605060	LKP	EET SL	03/24/23 18:24
Total Recoverable	Prep	3005A			768552	RR	EET SAV	03/20/23 09:08
Total Recoverable	Analysis	6020B		1	768945	BWR	EET SAV	03/21/23 21:05
Total/NA	Prep	7470A			768609	BCB	EET SAV	03/20/23 13:40
Total/NA	Analysis	7470A		1	768864	BCB	EET SAV	03/21/23 12:16

Client Sample ID: AF56415

Lab Sample ID: 680-232196-34

Date Collected: 03/08/23 15:13

Matrix: Water

Date Received: 03/17/23 10:30

Prep Type	Batch Type	Batch Method	Run	Dilution Factor	Batch Number	Analyst	Lab	Prepared or Analyzed
Total Recoverable	Prep	3005A			768858	BJB	EET SAV	03/20/23 09:08
Total Recoverable	Analysis	6010D		1	768929	BJB	EET SAV	03/21/23 21:45
Total/NA	Prep	3010A			604815	LKP	EET SL	03/23/23 14:15
Total/NA	Analysis	6010D		1	605060	LKP	EET SL	03/24/23 18:29
Total Recoverable	Prep	3005A			768552	RR	EET SAV	03/20/23 09:08
Total Recoverable	Analysis	6020B		1	768945	BWR	EET SAV	03/21/23 21:09
Total/NA	Prep	7470A			768590	BCB	EET SAV	03/20/23 12:45
Total/NA	Analysis	7470A		1	768864	BCB	EET SAV	03/21/23 13:43

Client Sample ID: AF56416

Lab Sample ID: 680-232196-35

Date Collected: 03/08/23 10:09

Matrix: Water

Date Received: 03/17/23 10:30

Prep Type	Batch Type	Batch Method	Run	Dilution Factor	Batch Number	Analyst	Lab	Prepared or Analyzed
Total Recoverable	Prep	3005A			768858	BJB	EET SAV	03/20/23 09:08
Total Recoverable	Analysis	6010D		1	768929	BJB	EET SAV	03/21/23 21:48
Total/NA	Prep	3010A			604815	LKP	EET SL	03/23/23 14:15
Total/NA	Analysis	6010D		1	605060	LKP	EET SL	03/24/23 18:34

Client Sample ID: AF56416

Lab Sample ID: 680-232196-35

Date Collected: 03/08/23 10:09

Matrix: Water

Date Received: 03/17/23 10:30

Prep Type	Batch Type	Batch Method	Run	Dilution Factor	Batch Number	Analyst	Lab	Prepared or Analyzed
Total Recoverable	Prep	3005A			768552	RR	EET SAV	03/20/23 09:08
Total Recoverable	Analysis	6020B		1	768945	BWR	EET SAV	03/21/23 21:13
Total/NA	Prep	7470A			768590	BCB	EET SAV	03/20/23 12:45
Total/NA	Analysis	7470A		1	768864	BCB	EET SAV	03/21/23 13:23

Client Sample ID: AF56417

Lab Sample ID: 680-232196-36

Date Collected: 03/08/23 10:14

Matrix: Water

Date Received: 03/17/23 10:30

Prep Type	Batch Type	Batch Method	Run	Dilution Factor	Batch Number	Analyst	Lab	Prepared or Analyzed
Total Recoverable	Prep	3005A			768858	BJB	EET SAV	03/20/23 09:08
Total Recoverable	Analysis	6010D		1	768929	BJB	EET SAV	03/21/23 21:52
Total/NA	Prep	3010A			604815	LKP	EET SL	03/23/23 14:15
Total/NA	Analysis	6010D		1	605060	LKP	EET SL	03/24/23 18:38
Total Recoverable	Prep	3005A			768552	RR	EET SAV	03/20/23 09:08
Total Recoverable	Analysis	6020B		1	768945	BWR	EET SAV	03/21/23 21:17
Total/NA	Prep	7470A			768590	BCB	EET SAV	03/20/23 12:45
Total/NA	Analysis	7470A		1	768864	BCB	EET SAV	03/21/23 13:10

Client Sample ID: AF56429

Lab Sample ID: 680-232196-37

Date Collected: 03/08/23 12:12

Matrix: Water

Date Received: 03/17/23 10:30

Prep Type	Batch Type	Batch Method	Run	Dilution Factor	Batch Number	Analyst	Lab	Prepared or Analyzed
Total Recoverable	Prep	3005A			768858	BJB	EET SAV	03/20/23 09:08
Total Recoverable	Analysis	6010D		1	768929	BJB	EET SAV	03/21/23 22:01
Total/NA	Prep	3010A			604815	LKP	EET SL	03/23/23 14:15
Total/NA	Analysis	6010D		1	605060	LKP	EET SL	03/24/23 18:43
Total Recoverable	Prep	3005A			768552	RR	EET SAV	03/20/23 09:08
Total Recoverable	Analysis	6020B		1	768945	BWR	EET SAV	03/21/23 21:28
Total/NA	Prep	7470A			768590	BCB	EET SAV	03/20/23 12:45
Total/NA	Analysis	7470A		1	768864	BCB	EET SAV	03/21/23 14:07

Client Sample ID: AF56421

Lab Sample ID: 680-232196-38

Date Collected: 03/01/23 14:41

Matrix: Water

Date Received: 03/17/23 10:30

Prep Type	Batch Type	Batch Method	Run	Dilution Factor	Batch Number	Analyst	Lab	Prepared or Analyzed
Total Recoverable	Prep	3005A			768858	BJB	EET SAV	03/20/23 09:08
Total Recoverable	Analysis	6010D		1	768929	BJB	EET SAV	03/21/23 22:05
Total/NA	Prep	3010A			604815	LKP	EET SL	03/23/23 14:15
Total/NA	Analysis	6010D		1	605060	LKP	EET SL	03/24/23 18:48
Total Recoverable	Prep	3005A			768552	RR	EET SAV	03/20/23 09:08
Total Recoverable	Analysis	6020B		1	768945	BWR	EET SAV	03/21/23 21:32

Client Sample ID: AF56421

Lab Sample ID: 680-232196-38

Date Collected: 03/01/23 14:41

Matrix: Water

Date Received: 03/17/23 10:30

Prep Type	Batch Type	Batch Method	Run	Dilution Factor	Batch Number	Analyst	Lab	Prepared or Analyzed
Total/NA	Prep	7470A			768590	BCB	EET SAV	03/20/23 12:45
Total/NA	Analysis	7470A		1	768864	BCB	EET SAV	03/21/23 12:26

Client Sample ID: AF56428

Lab Sample ID: 680-232196-39

Date Collected: 03/01/23 13:37

Matrix: Water

Date Received: 03/17/23 10:30

Prep Type	Batch Type	Batch Method	Run	Dilution Factor	Batch Number	Analyst	Lab	Prepared or Analyzed
Total Recoverable	Prep	3005A			768859	BJB	EET SAV	03/20/23 09:01
Total Recoverable	Analysis	6010D		1	768929	BJB	EET SAV	03/21/23 20:34
Total/NA	Prep	3010A			604815	LKP	EET SL	03/23/23 14:15
Total/NA	Analysis	6010D		1	605060	LKP	EET SL	03/24/23 18:52
Total Recoverable	Prep	3005A			768540	RR	EET SAV	03/20/23 09:01
Total Recoverable	Analysis	6020B		1	768945	BWR	EET SAV	03/21/23 17:45
Total Recoverable	Prep	3005A			768540	RR	EET SAV	03/20/23 09:01
Total Recoverable	Analysis	6020B		1	769014	BWR	EET SAV	03/22/23 09:19
Total/NA	Prep	7470A			768609	BCB	EET SAV	03/20/23 13:40
Total/NA	Analysis	7470A		1	768864	BCB	EET SAV	03/21/23 11:39

Client Sample ID: AF56439

Lab Sample ID: 680-232196-40

Date Collected: 03/01/23 10:22

Matrix: Water

Date Received: 03/17/23 10:30

Prep Type	Batch Type	Batch Method	Run	Dilution Factor	Batch Number	Analyst	Lab	Prepared or Analyzed
Total Recoverable	Prep	3005A			768858	BJB	EET SAV	03/20/23 09:08
Total Recoverable	Analysis	6010D		1	768929	BJB	EET SAV	03/21/23 22:08
Total/NA	Prep	3010A			604815	LKP	EET SL	03/23/23 14:15
Total/NA	Analysis	6010D		1	605060	LKP	EET SL	03/24/23 19:11
Total Recoverable	Prep	3005A			768552	RR	EET SAV	03/20/23 09:08
Total Recoverable	Analysis	6020B		1	768945	BWR	EET SAV	03/21/23 21:36
Total/NA	Prep	7470A			768609	BCB	EET SAV	03/20/23 13:40
Total/NA	Analysis	7470A		1	768864	BCB	EET SAV	03/21/23 11:15

Client Sample ID: AF56441

Lab Sample ID: 680-232196-41

Date Collected: 03/01/23 11:45

Matrix: Water

Date Received: 03/17/23 10:30

Prep Type	Batch Type	Batch Method	Run	Dilution Factor	Batch Number	Analyst	Lab	Prepared or Analyzed
Total Recoverable	Prep	3005A			768858	BJB	EET SAV	03/20/23 09:08
Total Recoverable	Analysis	6010D		1	768929	BJB	EET SAV	03/21/23 22:11
Total/NA	Prep	3010A			604817	LKP	EET SL	03/23/23 14:17
Total/NA	Analysis	6010D		1	605060	LKP	EET SL	03/24/23 19:24
Total Recoverable	Prep	3005A			768552	RR	EET SAV	03/20/23 09:08
Total Recoverable	Analysis	6020B		1	768945	BWR	EET SAV	03/21/23 21:40

Client Sample ID: AF56441

Lab Sample ID: 680-232196-41

Date Collected: 03/01/23 11:45

Matrix: Water

Date Received: 03/17/23 10:30

Prep Type	Batch Type	Batch Method	Run	Dilution Factor	Batch Number	Analyst	Lab	Prepared or Analyzed
Total/NA	Prep	7470A			768609	BCB	EET SAV	03/20/23 13:40
Total/NA	Analysis	7470A		1	768864	BCB	EET SAV	03/21/23 11:02

Client Sample ID: AF56414

Lab Sample ID: 680-232196-42

Date Collected: 03/02/23 12:46

Matrix: Water

Date Received: 03/17/23 10:30

Prep Type	Batch Type	Batch Method	Run	Dilution Factor	Batch Number	Analyst	Lab	Prepared or Analyzed
Total Recoverable	Prep	3005A			768608	RR	EET SAV	03/20/23 13:39
Total Recoverable	Analysis	6010D		1	768929	BJB	EET SAV	03/21/23 10:48
Total/NA	Prep	3010A			604817	LKP	EET SL	03/23/23 14:17
Total/NA	Analysis	6010D		1	605060	LKP	EET SL	03/24/23 19:34
Total Recoverable	Prep	3005A			768613	RR	EET SAV	03/20/23 13:39
Total Recoverable	Analysis	6020B		1	768945	BWR	EET SAV	03/21/23 22:04
Total/NA	Prep	7470A			768648	BCB	EET SAV	03/20/23 15:26
Total/NA	Analysis	7470A		1	768864	BCB	EET SAV	03/21/23 14:17

Client Sample ID: AF56423

Lab Sample ID: 680-232196-43

Date Collected: 03/02/23 10:56

Matrix: Water

Date Received: 03/17/23 10:30

Prep Type	Batch Type	Batch Method	Run	Dilution Factor	Batch Number	Analyst	Lab	Prepared or Analyzed
Total Recoverable	Prep	3005A			768608	RR	EET SAV	03/20/23 13:39
Total Recoverable	Analysis	6010D		1	768929	BJB	EET SAV	03/21/23 10:58
Total/NA	Prep	3010A			604817	LKP	EET SL	03/23/23 14:17
Total/NA	Analysis	6010D		1	605060	LKP	EET SL	03/24/23 19:38
Total Recoverable	Prep	3005A			768613	RR	EET SAV	03/20/23 13:39
Total Recoverable	Analysis	6020B		1	768945	BWR	EET SAV	03/21/23 22:15
Total/NA	Prep	7470A			768648	BCB	EET SAV	03/20/23 15:26
Total/NA	Analysis	7470A		1	768864	BCB	EET SAV	03/21/23 12:02

Client Sample ID: AF56428

Lab Sample ID: 680-232196-44

Date Collected: 03/02/23 00:00

Matrix: Water

Date Received: 03/17/23 10:30

Prep Type	Batch Type	Batch Method	Run	Dilution Factor	Batch Number	Analyst	Lab	Prepared or Analyzed
Total Recoverable	Prep	3005A			768608	RR	EET SAV	03/20/23 13:39
Total Recoverable	Analysis	6010D		1	768929	BJB	EET SAV	03/21/23 11:01
Total/NA	Prep	3010A			604817	LKP	EET SL	03/23/23 14:17
Total/NA	Analysis	6010D		1	605060	LKP	EET SL	03/24/23 20:11
Total Recoverable	Prep	3005A			768613	RR	EET SAV	03/20/23 13:39
Total Recoverable	Analysis	6020B		1	768945	BWR	EET SAV	03/21/23 22:19
Total/NA	Prep	7470A			768648	BCB	EET SAV	03/20/23 15:26
Total/NA	Analysis	7470A		1	768864	BCB	EET SAV	03/21/23 14:14

Client: South Carolina Public Service Authority
Project/Site: 125915/JM02.09.G01.1/36500

Job ID: 680-232196-1

Laboratory References:

EET SAV = Eurofins Savannah, 5102 LaRoche Avenue, Savannah, GA 31404, TEL (912)354-7858

EET SL = Eurofins St. Louis, 13715 Rider Trail North, Earth City, MO 63045, TEL (314)298-8566

Contract Lab Info IA-SAV Contract Lab Due Date (Lab Only). 3 / 30 / 23 Send report to lcwillia@santeecooper.com & sjbrown@santeecooper.com

Chain of Custody

santee cooper
Santee Cooper
One Riverwood Drive
Moncks Corner, SC 29461
Phone (843)761-8000 Ext. 5148
Fax. (843)761-4175

TOTAL

Customer Email/Report Recipient: LCWILLIA @santeecooper.com

Date Results Needed by: ___/___/___

Project/Task/Unit #: 125915 / JM02.09.G01.1 / 36500

Rerun request for any flagged QC (Yes) No

Analysis Group

Labworks ID # (Internal use only)	Sample Location/ Description	Collection Date	Collection Time	Sample Collector	Total # of containers	Bottle type: (Glass-G/Plastic-P)	Grab (G) or Composite (C)	Matrix(see below)	Preservative (see below)	Comments • Method # • Reporting limit • Misc sample info • Any other notes	TOTAL MEANS	SEE BELOW		
AF56394	WAP-1	2/14/23	1233	ZDM ML	1	P	G	GW	2	SEE SHEET FOR RLS	X			
31	WBW-1		1351							WHERE APPLICABLE				
32	WBW-A1-1		1522							HG 7470				
AF56395	WAP-2	2/15/23	1136							B-6010				
96	WAP-3		1321							ALL OTHERS 6020.				
AF56397	WAP-4	2/16/23	1053	ZDM MG						* PLEASE SEND SAMPLES				
400	WAP-7		1255							TO ST LOUIS FOR B.				
442	WLF A2-6		1407											
443	WLF A2 6D		1412											

Relinquished by:	Employee#	Date	Time	Received by:	Employee #	Date	Time
SJBrown	35594	3/16/23	1300			03/17/23	10:30
Relinquished by:	Employee#	Date	Time	Received by:	Employee #	Date	Time
Relinquished by:	Employee#	Date	Time	Received by:	Employee #	Date	Time

Sample Receiving (Internal Use Only)
TEMP (°C):_____ Initial:_____
Correct pH: Yes No
Preservative Lot#:
Date/Time/Init for preservative:

☐ METALS (all)

☒ Ag	☒ Cu	☒ Sb
☒ Al	☒ Fe	☒ Se
☒ As	☒ K	☐ Sn
☒ B	☒ Li	☐ Sr
☒ Ba	☒ Mg	☐ Ti
☒ Be	☒ Mn	☒ Tl
☒ Ca	☒ Mo	☐ V
☒ Cd	☒ Na	☒ Zn
☒ Co	☒ Ni	☒ Hg
☒ Cr	☒ Pb	☐ CrVI

Nutrients
☐ TOC
☐ DOC
☐ TP/TPO4
☐ NH3-N
☐ F
☐ Cl
☐ NO2
☐ Br
☐ NO3
☐ SO4

MISC.
☐ BTEX
☐ Naphthalene
☐ THM/HAA
☐ VOC
☐ Oil & Grease
☐ E. Coli
☐ Total Coliform
☐ pH
☐ Dissolved As
☐ Dissolved Fe
☐ Rad 226
☐ Rad 228
☐ PCB

Gypsum
☐ Wallboard Gypsum(*all below*)
☐ AIM
☐ TOC
☐ Total metals
☐ Soluble Metals
☐ Purity (CaSO4)
☐ % Moisture
☐ Sulfites
☐ pH
☐ Chlorides
☐ Particle Size
☐ Sulfur

Coal
☐ Ultimate
☐ % Moisture
☐ Ash
☐ Sulfur
☐ BTUs
☐ Volatile Matter
☐ CHN
Other Tests:
☐ XRF Scan
☐ HGI
☐ Fineness
☐ Particulate Matter

Flyash
☐ Ammonia
☐ LOI
☐ % Carbon
☐ Mineral Analysis
☐ Sieve
☐ % Moisture

NPDES
☐ Oil & Grease
☐ As
☐ TSS

Oil
☐ Trans. Oil Qual.
☐ %Moisture
☐ Color
☐ Acidity
☐ Dielectric Strength
☐ IFT
☐ Dissolved Gases
☐ Used Oil
☐ Flashpoint
☐ Metals in oil (As,Cd,Cr,Ni,Pb Hg)
☐ TX
☐ GOFER

10.3/18.2

Matrix codes. GW-groundwater, DW-drinking water, SW-surface water, WW-waste water, BW-boiler water, C-coal, G-gypsum, FA-flyash, BA-bottom ash, M-misc (describe in comment section)
Preservative code- 1=<4°C 2=HNO_3 3=H_2SO_4 4-HCl 5=$Na_2S_2O_3$ 6-Other (Specify)

680-232196 Chain of Custody

Contract Lab Info TA SAV Contract Lab Due Date (Lab Only). 3 / 30 / 22 Send report to lcwillia@santeecooper.com & sjbrown@santeecooper.com

Chain of Custody

TOTAL

santee cooper
Santee Cooper
One Riverwood Drive
Moncks Corner, SC 29461
Phone (843)761-8000 Ext. 5148
Fax. (843)761-4175

Customer Email/Report Recipient: LCWILLIA@santeecooper.com

Date Results Needed by: ___/___/___

Project/Task/Unit #: 125915 / JM02.09.GOS1.1 / 36500

Rerun request for any flagged QC (Yes) No

Analysis Group

Labworks ID # (Internal use only)	Sample Location/ Description	Collection Date	Collection Time	Sample Collector	Total # of containers	Bottle type: (Glass-G/Plastic-P)	Grab (G) or Composite (C)	Matrix(see below)	Preservative (see below)	Comments • Method # • Reporting limit • Misc. sample info • Any other notes	TOTAL METALS SEE BELOW			
AF56402	WAP 9	2/27/23	1247	ZDM ML	1	P	G	GW	2	SEE SHEET FOR RLS	X			
03	WAP-10		0957							WHERE APPLICABLE.				
04	WAP-10D		1002							HG-7470 B-6010				
434	WLF-A1-2		1544							ALL OTHERS 6020.				
AF56433	WLF-A1-1	2/28/23	1258							* PLEASE SEND OUT FOR BORON.				
35	WLF-A1-3		1144											
36	WLF-A1-4		1019											
37	WLF-A1-4D		1024											
38	WLF-A1-5		1431											

Relinquished by:	Employee#	Date	Time	Received by:	Employee #	Date	Time
SJBrown	35594	3/16/23	1300			03/17/23	10:30
Relinquished by:	Employee#	Date	Time	Received by:	Employee #	Date	Time
Relinquished by:	Employee#	Date	Time	Received by:	Employee #	Date	Time

Sample Receiving (Internal Use Only)
TEMP (°C):_____ Initial:_____
Correct pH: Yes No
Preservative Lot#:
Date/Time/Init for preservative:

☐ **METALS (all)**

☒ Ag	☒ Cu	☒ Sb
☒ Al	☒ Fe	☒ Se
☒ As	☒ K	☐ Sn
☒ B	☒ Li	☐ Sr
☒ Ba	☒ Mg	☐ Ti
☒ Be	☒ Mn	☒ Tl
☒ Ca	☒ Mo	☐ V
☒ Cd	☒ Na	☒ Zn
☒ Co	☒ Ni	☒ Hg
☒ Cr	☒ Pb	☐ CrVI

Nutrients
☐ TOC
☐ DOC
☐ TP/TPO4
☐ NH3-N
☐ F
☐ Cl
☐ NO2
☐ Br
☐ NO3
☐ SO4

MISC.
☐ BTEX
☐ Naphthalene
☐ THM/HAA
☐ VOC
☐ Oil & Grease
☐ E. Coli
☐ Total Coliform
☐ pH
☐ Dissolved As
☐ Dissolved Fe
☐ Rad 226
☐ Rad 228
☐ PCB

Gypsum
☐ Wallboard Gypsum(*all below*)
☐ AIM
☐ TOC
☐ Total metals
☐ Soluble Metals
☐ Purity (CaSO4)
☐ % Moisture
☐ Sulfites
☐ pH
☐ Chlorides
☐ Particle Size
☐ Sulfur

Coal
☐ Ultimate
☐ % Moisture
☐ Ash
☐ Sulfur
☐ BTUs
☐ Volatile Matter
☐ CHN
Other Tests:
☐ XRF Scan
☐ HGI
☐ Fineness
☐ Particulate Matter

Flyash
☐ Ammonia
☐ LOI
☐ % Carbon
☐ Mineral Analysis
☐ Sieve
☐ % Moisture

NPDES
☐ Oil & Grease
☐ As
☐ TSS

Oil
☐ Trans. Oil Qual.
☐ %Moisture
☐ Color
☐ Acidity
☐ Dielectric Strength
☐ IFT
☐ Dissolved Gases
☐ Used Oil
☐ Flashpoint
☐ Metals in oil (As,Cd,Cr,Ni,Pb Hg)
☐ TX
☐ GOFER

Matrix codes GW-groundwater, DW-drinking water, SW-surface water, WW-waste water, BW-boiler water, L-limestone, Oil oil, S-Soil, SL-solid, C-coal, G-gypsum, FA-flyash, BA-bottom ash, M-misc (describe in comment section)
Preservative code- 1=<4°C 2=HNO_3 3=H_2SO_4 4-HCl 5=$Na_2S_2O_3$ 6-Other (Specify)

Contract Lab Info TA-SAV Contract Lab Due Date (Lab Only). 3 / 30 / 23 Send report to lcwillia@santeecooper.com & sjbrown@santeecooper.com

Chain of Custody

santee cooper
Santee Cooper
One Riverwood Drive
Moncks Corner, SC 29461
Phone (843)761-8000 Ext. 5148
Fax (843)761-4175

TOTAL

Customer Email/Report Recipient:	Date Results Needed by:	Project/Task/Unit #:	Rerun request for any flagged QC
LCWILLIA @santeecooper.com	/ /	125915 / JM02 09. G01.1 / 36500	(Yes) No

Analysis Group

Labworks ID # (Internal use only)	Sample Location/ Description	Collection Date	Collection Time	Sample Collector	Total # of containers	Bottle type: (Glass-G/Plastic-P)	Grab (G) or Composite (C)	Matrix(see below)	Preservative (see below)	Comments • Method # • Reporting limit • Misc. sample info • Any other notes	TOTAL METALS	SEE BELOW		
AF56409	WAP-14	3/6/23	1214	EDM ML	1	P	G	GW	2	SEE SHEET FOR RLS WHERE APPLICABLE	X			
10	WAP-14D		1219							HG-7470 B-6010				
11	WAP-14A		1108							ALL OTHERS 6020.				
12	WAP-14B		1515							* PLEASE SEND OUT				
13	WAP-14C		1341							FOR BORON.				
30	WAP-29		1010											
AF56406	WAP-12	3/9/23	1029											
07	WAP-12D		1034											
18	WAP-18		1207											
22	WAP-22		1319											

Relinquished by:	Employee#	Date	Time	Received by:	Employee #	Date	Time
SJBrown	355594	3/16/23	1300			03/17/23	10:20
Relinquished by:	Employee#	Date	Time	Received by:	Employee #	Date	Time
Relinquished by:	Employee#	Date	Time	Received by:	Employee #	Date	Time

Sample Receiving (Internal Use Only)
TEMP (°C):_____ Initial:_____
Correct pH: Yes No
Preservative Lot#:
Date/Time/Init for preservative:

☐ METALS (all)		
☒ Ag	☒ Cu	☒ Sb
☒ Al	☒ Fe	☒ Se
☒ As	☒ K	☐ Sn
☒ B	☒ Li	☐ Sr
☒ Ba	☒ Mg	☐ Ti
☒ Be	☒ Mn	☒ Tl
☒ Ca	☒ Mo	☐ V
☒ Cd	☒ Na	☒ Zn
☒ Co	☒ Ni	☒ Hg
☒ Cr	☒ Pb	☐ CrVI

Nutrients
☐ TOC
☐ DOC
☐ TP/TPO4
☐ NH3-N
☐ F
☐ Cl
☐ NO2
☐ Br
☐ NO3
☐ SO4

MISC.
☐ BTEX
☐ Naphthalene
☐ THM/HAA
☐ VOC
☐ Oil & Grease
☐ E. Coli
☐ Total Coliform
☐ pH
☐ Dissolved As
☐ Dissolved Fe
☐ Rad 226
☐ Rad 228
☐ PCB

Gypsum
☐ Wallboard Gypsum(*all below*)
☐ AIM
☐ TOC
☐ Total metals
☐ Soluble Metals
☐ Purity ($CaSO_4$)
☐ % Moisture
☐ Sulfites
☐ pH
☐ Chlorides
☐ Particle Size
☐ Sulfur

Coal
☐ Ultimate
☐ % Moisture
☐ Ash
☐ Sulfur
☐ BTUs
☐ Volatile Matter
☐ CHN
Other Tests:
☐ XRF Scan
☐ HGI
☐ Fineness
☐ Particulate Matter

Flyash
☐ Ammonia
☐ LOI
☐ % Carbon
☐ Mineral Analysis
☐ Sieve
☐ % Moisture

NPDES
☐ Oil & Grease
☐ As
☐ TSS

Oil
☐ Trans. Oil Qual.
☐ %Moisture
☐ Color
☐ Acidity
☐ Dielectric Strength
☐ IFT
☐ Dissolved Gases
☐ Used Oil
☐ Flashpoint
☐ Metals in oil (As,Cd,Cr,Ni,Pb Hg)
☐ TX
☐ GOFER

Matrix codes: GW-groundwater, DW-drinking water, SW-surface water, WW-waste water, BW-boiler water, L-limestone, Oil-oil, S-Soil, SL-solid, C-coal, G-gypsum, FA-flyash, BA-bottom ash, M-misc (describe in comment section)
Preservative code- 1=<4°C 2=HNO_3 3=H_2SO_4 4-HCl 5=$Na_2S_2O_3$ 6-Other (Specify)

Contract Lab Info TA-SAV Contract Lab Due Date (Lab Only). 3 / 30 / 23 Send report to lcwillia@santeecooper.com & sjbrown@santeecooper.com

Chain of Custody

santee cooper
Santee Cooper
One Riverwood Drive
Moncks Corner, SC 29461
Phone (843)761-8000 Ext. 5148
Fax (843)761-4175

TOTAL

Customer Email/Report Recipient: LCWILLIA @santeecooper.com

Date Results Needed by: ___/___/___

Project/Task/Unit #: 125915 / JM02.09.G01.1 / 36500

Rerun request for any flagged QC (Yes) No

Analysis Group

Labworks ID # (Internal use only)	Sample Location/ Description	Collection Date	Collection Time	Sample Collector	Total # of containers	Bottle type: (Glass-G/Plastic-P)	Grab (G) or Composite (C)	Matrix(see below)	Preservative (see below)	Comments • Method # • Reporting limit • Misc. sample info • Any other notes	TOTAL METALS SEE BELOW
AF56419	WAP-19	3/7/23	1451	ZDM ML		P	G	GW	2	SEE SHEET FOR RLS	X
25	WAP-25		1249							WHERE APPLICABLE	
26	WAP-26		1022							HG-7470 B-6010	
27	WAP-26D		1027							ALL OTHERS 6020.	
AF56408	WAP-13	3/8/23	1338								
15	WAP-16		1513							* PLEASE SEND OUT	
16	WAP-17		1009							FOR BORON.	
17	WAP-17D		1014								
29	WAP-28		1212								

Relinquished by:	Employee#	Date	Time	Received by:	Employee #	Date	Time
SJBrown	355994	3/16/23	1300			03/17/23	10:30
Relinquished by:	Employee#	Date	Time	Received by:	Employee #	Date	Time
Relinquished by:	Employee#	Date	Time	Received by:	Employee #	Date	Time

Sample Receiving (Internal Use Only)
TEMP (°C):_____ Initial:_____
Correct pH: Yes No
Preservative Lot#:
Date/Time/Init for preservative:

☐ METALS (all)

☒ Ag	☒ Cu	☒ Sb
☒ Al	☒ Fe	☒ Se
☒ As	☒ K	☐ Sn
☒ B	☒ Li	☐ Sr
☒ Ba	☒ Mg	☐ Ti
☒ Be	☒ Mn	☒ Tl
☒ Ca	☒ Mo	☐ V
☒ Cd	☒ Na	☒ Zn
☒ Co	☒ Ni	☒ Hg
☒ Cr	☒ Pb	☐ CrVI

Nutrients
☐ TOC
☐ DOC
☐ TP/TPO4
☐ NH3-N
☐ F
☐ Cl
☐ NO2
☐ Br
☐ NO3
☐ SO4

MISC.
☐ BTEX
☐ Naphthalene
☐ THM/HAA
☐ VOC
☐ Oil & Grease
☐ E. Coli
☐ Total Coliform
☐ pH
☐ Dissolved As
☐ Dissolved Fe
☐ Rad 226
☐ Rad 228
☐ PCB

Gypsum
☐ Wallboard Gypsum(*all below*)
☐ AIM
☐ TOC
☐ Total metals
☐ Soluble Metals
☐ Purity (CaSO4)
☐ % Moisture
☐ Sulfites
☐ pH
☐ Chlorides
☐ Particle Size
☐ Sulfur

Coal
☐ Ultimate
☐ % Moisture
☐ Ash
☐ Sulfur
☐ BTUs
☐ Volatile Matter
☐ CHN
Other Tests:
☐ XRF Scan
☐ HGI
☐ Fineness
☐ Particulate Matter

Flyash
☐ Ammonia
☐ LOI
☐ % Carbon
☐ Mineral Analysis
☐ Sieve
☐ % Moisture

NPDES
☐ Oil & Grease
☐ As
☐ TSS

Oil
☐ Trans. Oil Qual.
☐ %Moisture
☐ Color
☐ Acidity
☐ Dielectric Strength
☐ IFT
☐ Dissolved Gases
☐ Used Oil
☐ Flashpoint
☐ Metals in oil (As,Cd,Cr,Ni,Pb Hg)
☐ TX
☐ GOFER

Matrix codes. GW-groundwater, DW-drinking water, SW-surface water, WW-waste water, BW-boiler water, L-limestone, Oil-oil, S-Soil, SL-solid, C-coal, G-gypsum, FA-flyash, BA-bottom ash, M-misc (describe in comment section)
Preservative code- 1=<4°C 2=HNO_3 3=H_2SO_4 4-HCl 5=$Na_2S_2O_3$ 6-Other (Specify)

Contract Lab Info TA SAV Contract Lab Due Date (Lab Only). 3 / 30 / 23 Send report to lcwillia@santeecooper.com & sjbrown@santeecooper.com

Chain of Custody

santee cooper
Santee Cooper
One Riverwood Drive
Moncks Corner, SC 29461
Phone (843)761-8000 Ext. 5148
Fax (843)761-4175

TOTAL

Customer Email/Report Recipient:	Date Results Needed by:	Project/Task/Unit #:	Rerun request for any flagged QC
LCWILLIA @santeecooper.com	/ /	125915 / JM02.09.G01.1 / 36500	(Yes) No

Analysis Group

Labworks ID # (Internal use only)	Sample Location/ Description	Collection Date	Collection Time	Sample Collector	Total # of containers	Bottle type: (Glass-G/Plastic-P)	Grab (G) or Composite (C)	Matrix(see below)	Preservative (see below)	Comments • Method # • Reporting limit • Misc. sample info • Any other notes	TOTAL METALS	SEE BELOW		
AF56421	WAP-21	3/1/23	1441	ZDM ML	1	P	G	GW	2	SEE SHEET FOR RLS WHERE APPLICABLE.	X			
24	WAP-24		1337											
39	WLF-A2-1		1022							HG - 7470 B - 6010				
41	WLF-A2-2		1145							ALL OTHERS 6020				
AF56414	WAP-15	3/2/23	1246				G	GW						
23	WAP-23		0952							* PLEASE SEND BUT				
28	WAP-27		1056							FOR BORON.				

Relinquished by:	Employee#	Date	Time	Received by:	Employee #	Date	Time
SJBrown	35594	3/16/23	1300			03/17/23	10:20
Relinquished by:	Employee#	Date	Time	Received by:	Employee #	Date	Time
Relinquished by:	Employee#	Date	Time	Received by:	Employee #	Date	Time

Sample Receiving (Internal Use Only)
TEMP (°C):_____ Initial:_____
Correct pH: Yes No
Preservative Lot#:
Date/Time/Init for preservative:

☐ METALS (all)		
☒ Ag	☒ Cu	☒ Sb
☒ Al	☒ Fe	☒ Se
☒ As	☒ K	☐ Sn
☒ B	☒ Li	☐ Sr
☒ Ba	☒ Mg	☐ Ti
☒ Be	☒ Mn	☒ Tl
☒ Ca	☒ Mo	☐ V
☒ Cd	☒ Na	☒ Zn
☒ Co	☒ Ni	☒ Hg
☒ Cr	☒ Pb	☐ CrVI

Nutrients
☐ TOC
☐ DOC
☐ TP/TPO4
☐ NH3-N
☐ F
☐ Cl
☐ NO2
☐ Br
☐ NO3
☐ SO4

MISC.
☐ BTEX
☐ Naphthalene
☐ THM/HAA
☐ VOC
☐ Oil & Grease
☐ E. Coli
☐ Total Coliform
☐ pH
☐ Dissolved As
☐ Dissolved Fe
☐ Rad 226
☐ Rad 228
☐ PCB

Gypsum
☐ Wallboard Gypsum(*all below*)
☐ AIM
☐ TOC
☐ Total metals
☐ Soluble Metals
☐ Purity (CaSO4)
☐ % Moisture
☐ Sulfites
☐ pH
☐ Chlorides
☐ Particle Size
☐ Sulfur

Coal
☐ Ultimate
☐ % Moisture
☐ Ash
☐ Sulfur
☐ BTUs
☐ Volatile Matter
☐ CHN
Other Tests:
☐ XRF Scan
☐ HGI
☐ Fineness
☐ Particulate Matter

Flyash
☐ Ammonia
☐ LOI
☐ % Carbon
☐ Mineral Analysis
☐ Sieve
☐ % Moisture

NPDES
☐ Oil & Grease
☐ As
☐ TSS

Oil
☐ Trans. Oil Qual.
☐ %Moisture
☐ Color
☐ Acidity
☐ Dielectric Strength
☐ IFT
☐ Dissolved Gases
☐ Used Oil
☐ Flashpoint
☐ Metals in oil (As,Cd,Cr,Ni,Pb Hg)
☐ TX
☐ GOFER

Matrix codes: GW-groundwater, DW-drinking water, SW-surface water, WW-waste water, BW-boiler water, L-limestone, Oil-oil, S-Soil, SL-solid, C-coal, G-gypsum, FA-flyash, BA-bottom ash, M-misc (describe in comment section)
Preservative code- 1=<4°C 2=HNO_3 3=H_2SO_4 4-HCl 5=$Na_2S_2O_3$ 6-Other (Specify)

Table of Reporting Limits for Groundwater Samples-- Metals Only

Analyte	Unit	GWPS/ MCL/ RSL	Reporting Limits best case
Aluminum	mg/L	0.05 to 0.2	---
Antimony	ug/L	6	5
Arsenic	ug/L	10	5
Arsenic Dissolved	ug/L	---	---
Barium	ug/L	2000	5
Beryllium	ug/L	4	0.5
Boron	ug/L	---	10 to 15
Cadmium	ug/L	5	0.5
Calcium	ug/L	---	0.1
Chromium	ug/L	100	5
Cobalt	ug/L	6	0.5
Copper	mg/L	1	---
Iron	ug/L	300	---
Lead	ug/L	15	1
Lithium	ug/L	40	5
Magnesium	ug/L	---	---
Mercury	ug/L	2	0.2
Molybdenum	ug/L	100	5
Nickel	ug/L	---	---
Potassium	mg/L	---	---
Selenium	ug/L	50	5
Sodium	mg/L	---	---
Thallium	ug/L	2	1
Zinc	ug/L	5000	---

Eurofins Savannah
5102 LaRoche Avenue
Savannah, GA 31404
Phone: 912-354-7858 Fax: 912-352-0165

Chain of Custody Record

eurofins | Environment Testing

Client Information (Sub Contract Lab)	Sampler:	Lab PM: Lanier, Jerry A	Carrier Tracking No(s):	COC No: 680-731060.1
Client Contact: Shipping/Receiving	Phone:	E-Mail: Jerry.Lanier@et.eurofinsus.com	State of Origin: South Carolina	Page: Page 1 of 5
Company: TestAmerica Laboratories, Inc.		Accreditations Required (See note): NELAP - Florida; State - South Carolina; State Program ...		Job #: 680-232196-1
Address: 13715 Rider Trail North, ,	Due Date Requested: 3/27/2023			
City: Earth City	TAT Requested (days):			
State, Zip: MO, 63045				
Phone: 314-298-8566(Tel) 314-298-8757(Fax)	PO #:			
Email:	WO #:			
Project Name: 125915/JM02.09.G01.1/36500	Project #: 68008190			
Site:	SSOW#:			

Analysis Requested

Preservation Codes:

A - HCL, B - NaOH, C - Zn Acetate, D - Nitric Acid, E - NaHSO4, F - MeOH, G - Amchlor, H - Ascorbic Acid, I - Ice, J - DI Water, K - EDTA, L - EDA, M - Hexane, N - None, O - AsNaO2, P - Na2O4S, Q - Na2SO3, R - Na2S2O3, S - H2SO4, T - TSP Dodecahydrate, U - Acetone, V - MCAA, W - pH 4-5, Y - Trizma, Z - other (specify)

Other:

Sample Identification - Client ID (Lab ID)	Sample Date	Sample Time	Sample Type (C=Comp, G=grab)	Matrix (W=water, S=solid, O=waste/oil, BT=Tissue, A=Air)	Field Filtered Sample (Yes or No)	Perform MS/MSD (Yes or No)	6010D/3010A_2% Lithium by ICP	Total Number of containers	Special Instructions/Note:
			Preservation Code:						
AF56394 (680-232196-1)	2/14/23	12:33 Eastern		Water			X	1	
AF56331 (680-232196-2)	2/14/23	13:51 Eastern		Water			X	1	
AF56332 (680-232196-3)	2/14/23	15:22 Eastern		Water			X	1	
AF56395 (680-232196-4)	2/15/23	11:36 Eastern		Water			X	1	
AF56396 (680-232196-5)	2/15/23	13:21 Eastern		Water			X	1	
AF56397 (680-232196-6)	2/16/23	10:53 Eastern		Water			X	1	
AF56400 (680-232196-7)	2/16/23	12:55 Eastern		Water			X	1	
AF56442 (680-232196-8)	2/16/23	14:07 Eastern		Water			X	1	
AF56443 (680-232196-9)	2/16/23	14:12 Eastern		Water			X	1	

Note: Since laboratory accreditations are subject to change, Eurofins Environment Testing Southeast, LLC places the ownership of method, analyte & accreditation compliance upon our subcontract laboratories. This sample shipment is forwarded under chain-of-custody. If the laboratory does not currently maintain accreditation in the State of Origin listed above for analysis/tests/matrix being analyzed, the samples must be shipped back to the Eurofins Environment Testing Southeast, LLC laboratory or other instructions will be provided. Any changes to accreditation status should be brought to Eurofins Environment Testing Southeast, LLC attention immediately. If all requested accreditations are current to date, return the signed Chain of Custody attesting to said compliance to Eurofins Environment Testing Southeast, LLC.

Possible Hazard Identification *Unconfirmed*	***Sample Disposal (A fee may be assessed if samples are retained longer than 1 month)*** ☐ *Return To Client* ☐ *Disposal By Lab* ☐ *Archive For* _____ *Months*
Deliverable Requested: I, II, III, IV, Other (specify) Primary Deliverable Rank: 1	Special Instructions/QC Requirements:

Empty Kit Relinquished by:	Date:	Time:	Method of Shipment:

Relinquished by:	Date/Time:	Company	Received by:	Date/Time:	Company
Relinquished by: FEDEX	Date/Time:	Company	Received by: Barbara Sharkey - Lanier	Date/Time: 3/22/23 0910	Company ETASL
Relinquished by:	Date/Time:	Company	Received by:	Date/Time:	Company

Custody Seals Intact: Δ Yes Δ No	Custody Seal No.:	Cooler Temperature(s) °C and Other Remarks:

Ver: 06/08/2021

Eurofins Savannah
5102 LaRoche Avenue
Savannah, GA 31404
Phone: 912-354-7858 Fax: 912-352-0165

Chain of Custody Record

eurofins | Environment Testing

Client Information (Sub Contract Lab)	Sampler:	Lab PM: Lanier, Jerry A	Carrier Tracking No(s):	COC No: 680-731060.2
Client Contact: Shipping/Receiving	Phone:	E-Mail: Jerry.Lanier@et.eurofinsus.com	State of Origin: South Carolina	Page: Page 2 of 5
Company: TestAmerica Laboratories, Inc.		Accreditations Required (See note): NELAP - Florida; State - South Carolina; State Program ...		Job #: 680-232196-1
Address: 13715 Rider Trail North,	Due Date Requested: 3/27/2023			
City: Earth City	TAT Requested (days):			
State, Zip: MO, 63045				
Phone: 314-298-8566(Tel) 314-298-8757(Fax)	PO #:			
Email:	WO #:			
Project Name: 125915/JM02.09.G01.1/36500	Project #: 68008190			
Site:	SSOW#:			

Analysis Requested

Preservation Codes:

A - HCL, B - NaOH, C - Zn Acetate, D - Nitric Acid, E - NaHSO4, F - MeOH, G - Amchlor, H - Ascorbic Acid, I - Ice, J - DI Water, K - EDTA, L - EDA, M - Hexane, N - None, O - AsNaO2, P - Na2O4S, Q - Na2SO3, R - Na2S2O3, S - H2SO4, T - TSP Dodecahydrate, U - Acetone, V - MCAA, W - pH 4-5, Y - Trizma, Z - other (specify)

Other:

Sample Identification - Client ID (Lab ID)	Sample Date	Sample Time	Sample Type (C=Comp, G=grab)	Matrix (W=water, S=solid, O=waste/oil, BT=Tissue, A=Air)	Field Filtered Sample (Yes or No)	Perform MS/MSD (Yes or No)	6010D/3010A_2% Lithium by ICP	Total Number of containers	Special Instructions/Note:
			Preservation Code:						
AF56402 (680-232196-10)	2/27/23	12:47 Eastern		Water			X	1	
AF56403 (680-232196-11)	2/27/23	09:57 Eastern		Water			X	1	
AF56404 (680-232196-12)	2/27/23	10:02 Eastern		Water			X	1	
AF56434 (680-232196-13)	2/27/23	15:44 Eastern		Water			X	1	
AF56433 (680-232196-14)	2/28/23	12:58 Eastern		Water			X	1	
AF56435 (680-232196-15)	2/28/23	11:44 Eastern		Water			X	1	
AF56436 (680-232196-16)	2/28/23	10:19 Eastern		Water			X	1	
AF56437 (680-232196-17)	2/28/23	10:24 Eastern		Water			X	1	
AF56438 (680-232196-18)	2/28/23	14:31 Eastern		Water			X	1	

Note: Since laboratory accreditations are subject to change, Eurofins Environment Testing Southeast, LLC places the ownership of method, analyte & accreditation compliance upon our subcontract laboratories. This sample shipment is forwarded under chain-of-custody. If the laboratory does not currently maintain accreditation in the State of Origin listed above for analysis/tests/matrix being analyzed, the samples must be shipped back to the Eurofins Environment Testing Southeast, LLC laboratory or other instructions will be provided. Any changes to accreditation status should be brought to Eurofins Environment Testing Southeast, LLC attention immediately. If all requested accreditations are current to date, return the signed Chain of Custody attesting to said compliance to Eurofins Environment Testing Southeast, LLC.

Possible Hazard Identification *Unconfirmed*	***Sample Disposal (A fee may be assessed if samples are retained longer than 1 month)*** ☐ *Return To Client* ☐ *Disposal By Lab* ☐ *Archive For* _____ *Months*
Deliverable Requested: I, II, III, IV, Other (specify) Primary Deliverable Rank: 1	Special Instructions/QC Requirements:

Empty Kit Relinquished by:	Date:	Time:	Method of Shipment:

	Relinquished by:	Date/Time:	Company	Received by:	Date/Time:	Company
				Brianna Sharkey - Hampton		
	Relinquished by: FEDEX	Date/Time:	Company	Received by:	Date/Time: 3/22/23 0910	Company ETASL
	Relinquished by:	Date/Time:	Company	Received by:	Date/Time:	Company

Custody Seals Intact: Δ Yes Δ No	Custody Seal No.:	Cooler Temperature(s) °C and Other Remarks:

Ver: 06/08/2021

Eurofins Savannah
5102 LaRoche Avenue
Savannah, GA 31404
Phone: 912-354-7858 Fax: 912-352-0165

Chain of Custody Record

eurofins | Environment Testing

Client Information (Sub Contract Lab)	Sampler:	Lab PM: Lanier, Jerry A	Carrier Tracking No(s):	COC No: 680-731060.3
Client Contact: Shipping/Receiving	Phone:	E-Mail: Jerry.Lanier@et.eurofinsus.com	State of Origin: South Carolina	Page: Page 3 of 5
Company: TestAmerica Laboratories, Inc.		Accreditations Required (See note): NELAP - Florida; State - South Carolina; State Program ...		Job #: 680-232196-1
Address: 13715 Rider Trail North, ,	Due Date Requested: 3/27/2023			
City: Earth City	TAT Requested (days):			
State, Zip: MO, 63045				
Phone: 314-298-8566(Tel) 314-298-8757(Fax)	PO #:			
Email:	WO #:			
Project Name: 125915/JM02.09.G01.1/36500	Project #: 68008190			
Site:	SSOW#:			

Analysis Requested

Preservation Codes:

A - HCL
B - NaOH
C - Zn Acetate
D - Nitric Acid
E - NaHSO4
F - MeOH
G - Amchlor
H - Ascorbic Acid
I - Ice
J - DI Water
K - EDTA
L - EDA
M - Hexane
N - None
O - AsNaO2
P - Na2O4S
Q - Na2SO3
R - Na2S2O3
S - H2SO4
T - TSP Dodecahydrate
U - Acetone
V - MCAA
W - pH 4-5
Y - Trizma
Z - other (specify)
Other:

Sample Identification - Client ID (Lab ID)	Sample Date	Sample Time	Sample Type (C=Comp, G=grab)	Matrix (W=water, S=solid, O=waste/oil, BT=Tissue, A=Air)	Field Filtered Sample (Yes or No)	Perform MS/MSD (Yes or No)	6010D/3010A_2% Lithium by ICP	Total Number of containers	Special Instructions/Note:
			Preservation Code:						
AF56409 (680-232196-19)	3/6/23	12:14 Eastern		Water			X	1	
AF56410 (680-232196-20)	3/6/23	12:19 Eastern		Water			X	1	
AF56411 (680-232196-21)	3/6/23	11:08 Eastern		Water			X	1	
AF56412 (680-232196-22)	3/6/23	15:15 Eastern		Water			X	1	
AF56413 (680-232196-23)	3/6/23	13:41 Eastern		Water			X	1	
AF56430 (680-232196-24)	3/6/23	10:10 Eastern		Water			X	1	
AF56406 (680-232196-25)	3/9/23	10:29 Eastern		Water			X	1	
AF56407 (680-232196-26)	3/9/23	10:34 Eastern		Water			X	1	
AF56418 (680-232196-27)	3/9/23	12:07 Eastern		Water			X	1	

Note: Since laboratory accreditations are subject to change, Eurofins Environment Testing Southeast, LLC places the ownership of method, analyte & accreditation compliance upon our subcontract laboratories. This sample shipment is forwarded under chain-of-custody. If the laboratory does not currently maintain accreditation in the State of Origin listed above for analysis/tests/matrix being analyzed, the samples must be shipped back to the Eurofins Environment Testing Southeast, LLC laboratory or other instructions will be provided. Any changes to accreditation status should be brought to Eurofins Environment Testing Southeast, LLC attention immediately. If all requested accreditations are current to date, return the signed Chain of Custody attesting to said compliance to Eurofins Environment Testing Southeast, LLC.

Possible Hazard Identification *Unconfirmed*	***Sample Disposal (A fee may be assessed if samples are retained longer than 1 month)*** ☐ *Return To Client* ☐ *Disposal By Lab* ☐ *Archive For* _____ *Months*
Deliverable Requested: I, II, III, IV, Other (specify) Primary Deliverable Rank: 1	Special Instructions/QC Requirements:

Empty Kit Relinquished by:	Date:	Time:	Method of Shipment:

Relinquished by:	Date/Time:	Company	Received by:	Date/Time:	Company
Relinquished by: FEDEX	Date/Time:	Company	Received by: Eriana Sharney	Date/Time: 3/22/23 0910	Company ETASTL
Relinquished by:	Date/Time:	Company	Received by:	Date/Time:	Company

Custody Seals Intact: Δ Yes Δ No	Custody Seal No.:	Cooler Temperature(s) °C and Other Remarks:

Ver: 06/08/2021

Eurofins Savannah
5102 LaRoche Avenue
Savannah, GA 31404
Phone: 912-354-7858 Fax: 912-352-0165

Chain of Custody Record

eurofins | Environment Testing

Client Information (Sub Contract Lab)	Sampler:	Lab PM: Lanier, Jerry A	Carrier Tracking No(s):	COC No: 680-731060.4
Client Contact: Shipping/Receiving	Phone:	E-Mail: Jerry.Lanier@et.eurofinsus.com	State of Origin: South Carolina	Page: Page 4 of 5
Company: TestAmerica Laboratories, Inc.		Accreditations Required (See note): NELAP - Florida; State - South Carolina; State Program ...		Job #: 680-232196-1
Address: 13715 Rider Trail North, ,	Due Date Requested: 3/27/2023			
City: Earth City	TAT Requested (days):			
State, Zip: MO, 63045				
Phone: 314-298-8566(Tel) 314-298-8757(Fax)	PO #:			
Email:	WO #:			
Project Name: 125915/JM02.09.G01.1/36500	Project #: 68008190			
Site:	SSOW#:			

Analysis Requested

Preservation Codes:

A - HCL, B - NaOH, C - Zn Acetate, D - Nitric Acid, E - NaHSO4, F - MeOH, G - Amchlor, H - Ascorbic Acid, I - Ice, J - DI Water, K - EDTA, L - EDA, M - Hexane, N - None, O - AsNaO2, P - Na2O4S, Q - Na2SO3, R - Na2S2O3, S - H2SO4, T - TSP Dodecahydrate, U - Acetone, V - MCAA, W - pH 4-5, Y - Trizma, Z - other (specify)

Other:

Sample Identification - Client ID (Lab ID)	Sample Date	Sample Time	Sample Type (C=comp, G=grab)	Matrix (W=water, S=solid, O=waste/oil, BT=Tissue, A=Air)	Field Filtered Sample (Yes or No)	Perform MS/MSD (Yes or No)	6010D/3010A_2% Lithium by ICP	Total Number of containers	Special Instructions/Note:
			Preservation Code:						
AF56422 (680-232196-28)	3/9/23	13:19 Eastern		Water			X	1	
AF56419 (680-232196-29)	3/7/23	14:51 Eastern		Water			X	1	
AF56425 (680-232196-30)	3/7/23	12:49 Eastern		Water			X	1	
AF56426 (680-232196-31)	3/7/23	10:22 Eastern		Water			X	1	
AF56427 (680-232196-32)	3/7/23	10:27 Eastern		Water			X	1	
AF56408 (680-232196-33)	3/8/23	13:38 Eastern		Water			X	1	
AF56415 (680-232196-34)	3/8/23	15:13 Eastern		Water			X	1	
AF56416 (680-232196-35)	3/8/23	10:09 Eastern		Water			X	1	
AF56417 (680-232196-36)	3/8/23	10:14 Eastern		Water			X	1	

Note: Since laboratory accreditations are subject to change, Eurofins Environment Testing Southeast, LLC places the ownership of method, analyte & accreditation compliance upon our subcontract laboratories. This sample shipment is forwarded under chain-of-custody. If the laboratory does not currently maintain accreditation in the State of Origin listed above for analysis/tests/matrix being analyzed, the samples must be shipped back to the Eurofins Environment Testing Southeast, LLC laboratory or other instructions will be provided. Any changes to accreditation status should be brought to Eurofins Environment Testing Southeast, LLC attention immediately. If all requested accreditations are current to date, return the signed Chain of Custody attesting to said compliance to Eurofins Environment Testing Southeast, LLC.

Possible Hazard Identification *Unconfirmed*	***Sample Disposal (A fee may be assessed if samples are retained longer than 1 month)*** ☐ *Return To Client* ☐ *Disposal By Lab* ☐ *Archive For* _____ *Months*
Deliverable Requested: I, II, III, IV, Other (specify) Primary Deliverable Rank: 1	Special Instructions/QC Requirements:

Empty Kit Relinquished by:	Date:	Time:	Method of Shipment:

Relinquished by:	Date/Time:	Company	Received by:	Date/Time:	Company
Relinquished by: FEDEX	Date/Time:	Company	Received by: Briana Sharkey - Logistics	Date/Time: 3/22/23 0910	Company EASTL
Relinquished by:	Date/Time:	Company	Received by:	Date/Time:	Company

Custody Seals Intact: Δ Yes Δ No	Custody Seal No.:	Cooler Temperature(s) °C and Other Remarks:

Ver: 06/08/2021

Eurofins Savannah
5102 LaRoche Avenue
Savannah, GA 31404
Phone: 912-354-7858 Fax: 912-352-0165

Chain of Custody Record

eurofins | Environment Testing

Client Information (Sub Contract Lab)	Sampler:	Lab PM: Lanier, Jerry A	Carrier Tracking No(s):	COC No: 680-731060.5
Client Contact: Shipping/Receiving	Phone:	E-Mail: Jerry.Lanier@et.eurofinsus.com	State of Origin: South Carolina	Page: Page 5 of 5
Company: TestAmerica Laboratories, Inc.		Accreditations Required (See note): NELAP - Florida; State - South Carolina; State Program ...		Job #: 680-232196-1
Address: 13715 Rider Trail North, ,	Due Date Requested: 3/27/2023			
City: Earth City	TAT Requested (days):			
State, Zip: MO, 63045				
Phone: 314-298-8566(Tel) 314-298-8757(Fax)	PO #:			
Email:	WO #:			
Project Name: 125915/JM02.09.G01.1/36500	Project #: 68008190			
Site:	SSOW#:			

Preservation Codes:

A - HCL, B - NaOH, C - Zn Acetate, D - Nitric Acid, E - NaHSO4, F - MeOH, G - Amchlor, H - Ascorbic Acid, I - Ice, J - DI Water, K - EDTA, L - EDA, M - Hexane, N - None, O - AsNaO2, P - Na2O4S, Q - Na2SO3, R - Na2S2O3, S - H2SO4, T - TSP Dodecahydrate, U - Acetone, V - MCAA, W - pH 4-5, Y - Trizma, Z - other (specify)

Other:

Analysis Requested

Sample Identification - Client ID (Lab ID)	Sample Date	Sample Time	Sample Type (C=Comp, G=grab)	Matrix (W=water, S=solid, O=waste/oil, BT=Tissue, A=Air)	Field Filtered Sample (Yes or No)	Perform MS/MSD (Yes or No)	6010D/3010A_2% Lithium by ICP	Total Number of containers	Special Instructions/Note:
			Preservation Code:						
AF56429 (680-232196-37)	3/8/23	12:12 Eastern		Water			X	1	
AF56421 (680-232196-38)	3/1/23	14:41 Eastern		Water			X	1	
AF56428 (680-232196-39)	3/1/23	13:37 Eastern		Water			X	1	
AF56439 (680-232196-40)	3/1/23	10:22 Eastern		Water			X	1	
AF56441 (680-232196-41)	3/1/23	11:45 Eastern		Water			X	1	
AF56414 (680-232196-42)	3/2/23	12:46 Eastern		Water			X	1	
AF56423 (680-232196-43)	3/2/23	10:56 Eastern		Water			X	1	
AF56428 (680-232196-44)	3/2/23	Eastern		Water			X	1	
								44	

Note: Since laboratory accreditations are subject to change, Eurofins Environment Testing Southeast, LLC places the ownership of method, analyte & accreditation compliance upon our subcontract laboratories. This sample shipment is forwarded under chain-of-custody. If the laboratory does not currently maintain accreditation in the State of Origin listed above for analysis/tests/matrix being analyzed, the samples must be shipped back to the Eurofins Environment Testing Southeast, LLC laboratory or other instructions will be provided. Any changes to accreditation status should be brought to Eurofins Environment Testing Southeast, LLC attention immediately. If all requested accreditations are current to date, return the signed Chain of Custody attesting to said compliance to Eurofins Environment Testing Southeast, LLC.

Possible Hazard Identification *Unconfirmed*	***Sample Disposal (A fee may be assessed if samples are retained longer than 1 month)*** ☐ *Return To Client* ☐ *Disposal By Lab* ☐ *Archive For* _____ *Months*
Deliverable Requested: I, II, III, IV, Other (specify) Primary Deliverable Rank: 1	Special Instructions/QC Requirements:

Empty Kit Relinquished by:	Date:	Time:	Method of Shipment:

Relinquished by:	Date/Time:	Company	Received by:	Date/Time:	Company
Relinquished by: FEDEX	Date/Time:	Company	Received by: Brenda Sharkey - Jamales	Date/Time: 3/22/23 0910	Company ETASTL
Relinquished by:	Date/Time:	Company	Received by:	Date/Time:	Company

Custody Seals Intact: Δ Yes Δ No	Custody Seal No.:	Cooler Temperature(s) °C and Other Remarks:

Ver: 06/08/2021

Login Sample Receipt Checklist

Client: South Carolina Public Service Authority

Job Number: 680-232196-1

Login Number: 232196

List Source: Eurofins Savannah

List Number: 1

Creator: Padayao, Abigail

Question	Answer	Comment
Radioactivity wasn't checked or is </= background as measured by a survey meter.	N/A	
The cooler's custody seal, if present, is intact.	True	
Sample custody seals, if present, are intact.	True	
The cooler or samples do not appear to have been compromised or tampered with.	True	
Samples were received on ice.	True	
Cooler Temperature is acceptable.	True	
Cooler Temperature is recorded.	True	
COC is present.	True	
COC is filled out in ink and legible.	True	
COC is filled out with all pertinent information.	True	
Is the Field Sampler's name present on COC?	True	
There are no discrepancies between the containers received and the COC.	True	
Samples are received within Holding Time (excluding tests with immediate HTs)	True	
Sample containers have legible labels.	True	
Containers are not broken or leaking.	True	
Sample collection date/times are provided.	True	
Appropriate sample containers are used.	True	
Sample bottles are completely filled.	True	
Sample Preservation Verified.	True	
There is sufficient vol. for all requested analyses, incl. any requested MS/MSDs	True	
Containers requiring zero headspace have no headspace or bubble is <6mm (1/4").	True	
Multiphasic samples are not present.	True	
Samples do not require splitting or compositing.	True	
Residual Chlorine Checked.	N/A	

Login Sample Receipt Checklist

Client: South Carolina Public Service Authority

Job Number: 680-232196-1

Login Number: 232196
List Number: 2
Creator: Sharkey-Gonzalez, Briana L

List Source: Eurofins St. Louis
List Creation: 03/22/23 01:44 PM

Question	Answer	Comment
Radioactivity wasn't checked or is </= background as measured by a survey meter.	True	
The cooler's custody seal, if present, is intact.	True	
Sample custody seals, if present, are intact.	True	
The cooler or samples do not appear to have been compromised or tampered with.	True	
Samples were received on ice.	N/A	
Cooler Temperature is acceptable.	True	
Cooler Temperature is recorded.	True	
COC is present.	True	
COC is filled out in ink and legible.	True	
COC is filled out with all pertinent information.	True	
Is the Field Sampler's name present on COC?	True	
There are no discrepancies between the containers received and the COC.	True	
Samples are received within Holding Time (excluding tests with immediate HTs)	True	
Sample containers have legible labels.	True	
Containers are not broken or leaking.	True	
Sample collection date/times are provided.	True	
Appropriate sample containers are used.	True	
Sample bottles are completely filled.	True	
Sample Preservation Verified.	True	
There is sufficient vol. for all requested analyses, incl. any requested MS/MSDs	True	
Containers requiring zero headspace have no headspace or bubble is <6mm (1/4").	True	
Multiphasic samples are not present.	True	
Samples do not require splitting or compositing.	True	
Residual Chlorine Checked.	N/A	

Accreditation/Certification Summary

Client: South Carolina Public Service Authority
Job ID: 680-232196-1
Project/Site: 125915/JM02.09.G01.1/36500

Laboratory: Eurofins Savannah

The accreditations/certifications listed below are applicable to this report.

Authority	Program	Identification Number	Expiration Date
South Carolina	State	98001	06-30-23

Laboratory: Eurofins St. Louis

All accreditations/certifications held by this laboratory are listed. Not all accreditations/certifications are applicable to this report.

Authority	Program	Identification Number	Expiration Date
Alaska (UST)	State	20-001	05-06-25
ANAB	Dept. of Defense ELAP	L2305	04-06-25
ANAB	Dept. of Energy	L2305.01	04-06-25
ANAB	ISO/IEC 17025	L2305	04-06-25
Arizona	State	AZ0813	12-08-23
California	Los Angeles County Sanitation Districts	10259	06-30-22 *
California	State	2886	06-30-23
Connecticut	State	PH-0241	03-31-23
Florida	NELAP	E87689	06-30-23
HI - RadChem Recognition	State	n/a	06-30-23
Illinois	NELAP	200023	11-30-23
Iowa	State	373	12-01-24
Kansas	NELAP	E-10236	10-31-23
Kentucky (DW)	State	KY90125	12-31-23
Kentucky (WW)	State	KY90125 (Permit KY0004049)	12-31-23
Louisiana (All)	NELAP	04080	06-30-23
Louisiana (DW)	State	LA011	12-31-23
Maryland	State	310	09-30-23
MI - RadChem Recognition	State	9005	06-30-23
Missouri	State	780	06-30-25
Nevada	State	MO000542020-1	07-31-23
New Jersey	NELAP	MO002	06-30-23
New York	NELAP	11616	04-01-23
North Carolina (DW)	State	29700	07-31-23
North Dakota	State	R-207	06-30-23
Oklahoma	NELAP	9997	08-31-23
Oregon	NELAP	4157	09-01-23
Pennsylvania	NELAP	68-00540	02-28-24
South Carolina	State	85002001	06-30-23
Texas	NELAP	T104704193	07-31-23
US Fish & Wildlife	US Federal Programs	058448	07-31-23
USDA	US Federal Programs	P330-17-00028	06-11-23
Utah	NELAP	MO000542021-14	07-31-23
Virginia	NELAP	10310	06-14-24
Washington	State	C592	08-30-23
West Virginia DEP	State	381	10-31-23

* Accreditation/Certification renewal pending - accreditation/certification considered valid.

eurofins | Environment Testing

1 2 3 4 5 6 7 8 9 10 11 12 13 14

ANALYTICAL REPORT

PREPARED FOR

Attn: Linda Williams
South Carolina Public Service Authority
Santee Cooper
PO BOX 2946101
Moncks Corner, South Carolina 29461-2901

Generated 4/24/2023 3:13:36 PM

JOB DESCRIPTION

125915/JM02.09.G01.1/36500

JOB NUMBER

680-233704-2

Eurofins Savannah
5102 LaRoche Avenue
Savannah GA 31404

See page two for job notes and contact information.

my EOL

Job Notes

This report may not be reproduced except in full, and with written approval from the laboratory. The results relate only to the samples tested. For questions please contact the Project Manager at the e-mail address or telephone number listed on this page.

The test results in this report relate only to the samples as received by the laboratory and will meet all requirements of the methodology, with any exceptions noted. This report shall not be reproduced except in full, without the express written approval of the laboratory. All questions should be directed to the Eurofins Environment Testing Southeast, LLC Project Manager.

Authorization



Generated
4/24/2023 3:13:36 PM

Authorized for release by
Jerry Lanier, Project Manager I
Jerry.Lanier@et.eurofinsus.com
(912)250-0281

Table of Contents

Cover Page 1
Table of Contents 3
Case Narrative 4
Sample Summary 5
Method Summary 6
Definitions 7
Detection Summary 8
Client Sample Results 9
QC Sample Results 13
QC Association 14
Chronicle 15
Chain of Custody 16
Receipt Checklists 21
Certification Summary 22

Client: South Carolina Public Service Authority
Project/Site: 125915/JM02.09.G01.1/36500

Job ID: 680-233704-2

Job ID: 680-233704-2

Laboratory: Eurofins Savannah

Narrative

Job Narrative
680-233704-2

Receipt
The samples were received on 4/18/2023 10:00 AM. Unless otherwise noted below, the samples arrived in good condition, and, where required, properly preserved and on ice. The temperature of the cooler at receipt time was 16.4°C

Metals
No additional analytical or quality issues were noted, other than those described above or in the Definitions/ Glossary page.

Sample Summary

Client: South Carolina Public Service Authority
Project/Site: 125915/JM02.09.G01.1/36500

Job ID: 680-233704-2

Lab Sample ID	Client Sample ID	Matrix	Collected	Received
680-233704-10	AF60585	GW	04/10/23 12:20	04/18/23 10:00
680-233704-11	AF60586	GW	04/10/23 12:25	04/18/23 10:00
680-233704-12	AF60587	GW	04/10/23 09:58	04/18/23 10:00
680-233704-13	AF60588	GW	04/10/23 11:04	04/18/23 10:00

Method Summary

Client: South Carolina Public Service Authority
Project/Site: 125915/JM02.09.G01.1/36500

Job ID: 680-233704-2

Method	Method Description	Protocol	Laboratory
6020B	Metals (ICP/MS)	SW846	EET SAV
7470A	Mercury (CVAA)	SW846	EET SAV
3005A	Preparation, Total Recoverable or Dissolved Metals	SW846	EET SAV
7470A	Preparation, Mercury	SW846	EET SAV

Protocol References:

SW846 = "Test Methods For Evaluating Solid Waste, Physical/Chemical Methods", Third Edition, November 1986 And Its Updates.

Laboratory References:

EET SAV = Eurofins Savannah, 5102 LaRoche Avenue, Savannah, GA 31404, TEL (912)354-7858

Definitions/Glossary

Client: South Carolina Public Service Authority
Project/Site: 125915/JM02.09.G01.1/36500

Job ID: 680-233704-2

Qualifiers

Metals

Qualifier	Qualifier Description
U	Indicates the analyte was analyzed for but not detected.

Glossary

Abbreviation	These commonly used abbreviations may or may not be present in this report.
¤	Listed under the "D" column to designate that the result is reported on a dry weight basis
%R	Percent Recovery
CFL	Contains Free Liquid
CFU	Colony Forming Unit
CNF	Contains No Free Liquid
DER	Duplicate Error Ratio (normalized absolute difference)
Dil Fac	Dilution Factor
DL	Detection Limit (DoD/DOE)
DL, RA, RE, IN	Indicates a Dilution, Re-analysis, Re-extraction, or additional Initial metals/anion analysis of the sample
DLC	Decision Level Concentration (Radiochemistry)
EDL	Estimated Detection Limit (Dioxin)
LOD	Limit of Detection (DoD/DOE)
LOQ	Limit of Quantitation (DoD/DOE)
MCL	EPA recommended "Maximum Contaminant Level"
MDA	Minimum Detectable Activity (Radiochemistry)
MDC	Minimum Detectable Concentration (Radiochemistry)
MDL	Method Detection Limit
ML	Minimum Level (Dioxin)
MPN	Most Probable Number
MQL	Method Quantitation Limit
NC	Not Calculated
ND	Not Detected at the reporting limit (or MDL or EDL if shown)
NEG	Negative / Absent
POS	Positive / Present
PQL	Practical Quantitation Limit
PRES	Presumptive
QC	Quality Control
RER	Relative Error Ratio (Radiochemistry)
RL	Reporting Limit or Requested Limit (Radiochemistry)
RPD	Relative Percent Difference, a measure of the relative difference between two points
TEF	Toxicity Equivalent Factor (Dioxin)
TEQ	Toxicity Equivalent Quotient (Dioxin)
TNTC	Too Numerous To Count

Detection Summary

Client: South Carolina Public Service Authority
Project/Site: 125915/JM02.09.G01.1/36500

Job ID: 680-233704-2

Client Sample ID: AF60585 — Lab Sample ID: 680-233704-10

Analyte	Result	Qualifier	RL	MDL	Unit	Dil Fac	D	Method	Prep Type
Arsenic	89.3		3.00		ug/L	1		6020B	Total Recoverable
Barium	136		5.00		ug/L	1		6020B	Total Recoverable
Calcium	95700		500		ug/L	1		6020B	Total Recoverable
Cobalt	0.570		0.500		ug/L	1		6020B	Total Recoverable

Client Sample ID: AF60586 — Lab Sample ID: 680-233704-11

Analyte	Result	Qualifier	RL	MDL	Unit	Dil Fac	D	Method	Prep Type
Arsenic	94.8		3.00		ug/L	1		6020B	Total Recoverable
Barium	130		5.00		ug/L	1		6020B	Total Recoverable
Calcium	94800		500		ug/L	1		6020B	Total Recoverable
Cobalt	0.535		0.500		ug/L	1		6020B	Total Recoverable

Client Sample ID: AF60587 — Lab Sample ID: 680-233704-12

Analyte	Result	Qualifier	RL	MDL	Unit	Dil Fac	D	Method	Prep Type
Barium	229		5.00		ug/L	1		6020B	Total Recoverable
Beryllium	1.00		0.500		ug/L	1		6020B	Total Recoverable
Calcium	75200		500		ug/L	1		6020B	Total Recoverable
Cobalt	17.7		0.500		ug/L	1		6020B	Total Recoverable
Lead	3.09		2.50		ug/L	1		6020B	Total Recoverable

Client Sample ID: AF60588 — Lab Sample ID: 680-233704-13

Analyte	Result	Qualifier	RL	MDL	Unit	Dil Fac	D	Method	Prep Type
Barium	34.4		5.00		ug/L	1		6020B	Total Recoverable
Calcium	576000		5000		ug/L	10		6020B	Total Recoverable
Cobalt	7.19		0.500		ug/L	1		6020B	Total Recoverable

This Detection Summary does not include radiochemical test results.

Client: South Carolina Public Service Authority
Job ID: 680-233704-2
Project/Site: 125915/JM02.09.G01.1/36500

Client Sample ID: AF60585
Lab Sample ID: 680-233704-10
Date Collected: 04/10/23 12:20
Matrix: GW
Date Received: 04/18/23 10:00

Method: SW846 6020B - Metals (ICP/MS) - Total Recoverable

Analyte	Result	Qualifier	RL	MDL	Unit	D	Prepared	Analyzed	Dil Fac
Antimony	5.00	U	5.00		ug/L		04/20/23 05:28	04/20/23 17:16	1
Arsenic	**89.3**		3.00		ug/L		04/20/23 05:28	04/20/23 17:16	1
Barium	**136**		5.00		ug/L		04/20/23 05:28	04/20/23 17:16	1
Beryllium	0.500	U	0.500		ug/L		04/20/23 05:28	04/20/23 17:16	1
Cadmium	0.500	U	0.500		ug/L		04/20/23 05:28	04/20/23 17:16	1
Calcium	**95700**		500		ug/L		04/20/23 05:28	04/20/23 17:16	1
Chromium	5.00	U	5.00		ug/L		04/20/23 05:28	04/20/23 17:16	1
Cobalt	**0.570**		0.500		ug/L		04/20/23 05:28	04/20/23 17:16	1
Lead	2.50	U	2.50		ug/L		04/20/23 05:28	04/20/23 17:16	1
Selenium	2.50	U	2.50		ug/L		04/20/23 05:28	04/20/23 17:16	1
Thallium	1.00	U	1.00		ug/L		04/20/23 05:28	04/20/23 17:16	1

Method: SW846 7470A - Mercury (CVAA)

Analyte	Result	Qualifier	RL	MDL	Unit	D	Prepared	Analyzed	Dil Fac
Mercury	0.200	U	0.200		ug/L		04/20/23 17:02	04/21/23 13:59	1

Client: South Carolina Public Service Authority
Job ID: 680-233704-2
Project/Site: 125915/JM02.09.G01.1/36500

Client Sample ID: AF60586
Lab Sample ID: 680-233704-11
Date Collected: 04/10/23 12:25
Matrix: GW
Date Received: 04/18/23 10:00

Method: SW846 6020B - Metals (ICP/MS) - Total Recoverable

Analyte	Result	Qualifier	RL	MDL	Unit	D	Prepared	Analyzed	Dil Fac
Antimony	5.00	U	5.00		ug/L		04/20/23 05:28	04/20/23 17:21	1
Arsenic	**94.8**		3.00		ug/L		04/20/23 05:28	04/20/23 17:21	1
Barium	**130**		5.00		ug/L		04/20/23 05:28	04/20/23 17:21	1
Beryllium	0.500	U	0.500		ug/L		04/20/23 05:28	04/20/23 17:21	1
Cadmium	0.500	U	0.500		ug/L		04/20/23 05:28	04/20/23 17:21	1
Calcium	**94800**		500		ug/L		04/20/23 05:28	04/20/23 17:21	1
Chromium	5.00	U	5.00		ug/L		04/20/23 05:28	04/20/23 17:21	1
Cobalt	**0.535**		0.500		ug/L		04/20/23 05:28	04/20/23 17:21	1
Lead	2.50	U	2.50		ug/L		04/20/23 05:28	04/20/23 17:21	1
Selenium	2.50	U	2.50		ug/L		04/20/23 05:28	04/20/23 17:21	1
Thallium	1.00	U	1.00		ug/L		04/20/23 05:28	04/20/23 17:21	1

Method: SW846 7470A - Mercury (CVAA)

Analyte	Result	Qualifier	RL	MDL	Unit	D	Prepared	Analyzed	Dil Fac
Mercury	0.200	U	0.200		ug/L		04/20/23 17:02	04/21/23 14:04	1

Client: South Carolina Public Service Authority
Project/Site: 125915/JM02.09.G01.1/36500

Job ID: 680-233704-2

Client Sample ID: AF60587
Date Collected: 04/10/23 09:58
Date Received: 04/18/23 10:00

Lab Sample ID: 680-233704-12
Matrix: GW

Method: SW846 6020B - Metals (ICP/MS) - Total Recoverable

Analyte	Result	Qualifier	RL	MDL	Unit	D	Prepared	Analyzed	Dil Fac
Antimony	5.00	U	5.00		ug/L		04/20/23 05:28	04/20/23 17:25	1
Arsenic	3.00	U	3.00		ug/L		04/20/23 05:28	04/20/23 17:25	1
Barium	**229**		5.00		ug/L		04/20/23 05:28	04/20/23 17:25	1
Beryllium	**1.00**		0.500		ug/L		04/20/23 05:28	04/20/23 17:25	1
Cadmium	0.500	U	0.500		ug/L		04/20/23 05:28	04/20/23 17:25	1
Calcium	**75200**		500		ug/L		04/20/23 05:28	04/20/23 17:25	1
Chromium	5.00	U	5.00		ug/L		04/20/23 05:28	04/20/23 17:25	1
Cobalt	**17.7**		0.500		ug/L		04/20/23 05:28	04/20/23 17:25	1
Lead	**3.09**		2.50		ug/L		04/20/23 05:28	04/20/23 17:25	1
Selenium	2.50	U	2.50		ug/L		04/20/23 05:28	04/20/23 17:25	1
Thallium	1.00	U	1.00		ug/L		04/20/23 05:28	04/20/23 17:25	1

Method: SW846 7470A - Mercury (CVAA)

Analyte	Result	Qualifier	RL	MDL	Unit	D	Prepared	Analyzed	Dil Fac
Mercury	0.200	U	0.200		ug/L		04/20/23 17:02	04/21/23 14:06	1

Client: South Carolina Public Service Authority
Job ID: 680-233704-2
Project/Site: 125915/JM02.09.G01.1/36500

Client Sample ID: AF60588
Lab Sample ID: 680-233704-13
Date Collected: 04/10/23 11:04
Matrix: GW
Date Received: 04/18/23 10:00

Method: SW846 6020B - Metals (ICP/MS) - Total Recoverable

Analyte	Result	Qualifier	RL	MDL	Unit	D	Prepared	Analyzed	Dil Fac
Antimony	5.00	U	5.00		ug/L		04/20/23 05:28	04/20/23 17:29	1
Arsenic	3.00	U	3.00		ug/L		04/20/23 05:28	04/20/23 17:29	1
Barium	**34.4**		5.00		ug/L		04/20/23 05:28	04/20/23 17:29	1
Beryllium	0.500	U	0.500		ug/L		04/20/23 05:28	04/20/23 17:29	1
Cadmium	0.500	U	0.500		ug/L		04/20/23 05:28	04/20/23 17:29	1
Calcium	**576000**		5000		ug/L		04/20/23 05:28	04/21/23 11:13	10
Chromium	5.00	U	5.00		ug/L		04/20/23 05:28	04/20/23 17:29	1
Cobalt	**7.19**		0.500		ug/L		04/20/23 05:28	04/20/23 17:29	1
Lead	2.50	U	2.50		ug/L		04/20/23 05:28	04/20/23 17:29	1
Selenium	2.50	U	2.50		ug/L		04/20/23 05:28	04/20/23 17:29	1
Thallium	1.00	U	1.00		ug/L		04/20/23 05:28	04/20/23 17:29	1

Method: SW846 7470A - Mercury (CVAA)

Analyte	Result	Qualifier	RL	MDL	Unit	D	Prepared	Analyzed	Dil Fac
Mercury	0.200	U	0.200		ug/L		04/20/23 17:02	04/21/23 14:07	1

Method: 6020B - Metals (ICP/MS)

Lab Sample ID: MB 680-774333/1-A
Matrix: Water
Analysis Batch: 774617

Client Sample ID: Method Blank
Prep Type: Total Recoverable
Prep Batch: 774333

Analyte	MB Result	MB Qualifier	RL	MDL	Unit	D	Prepared	Analyzed	Dil Fac
Antimony	5.00	U	5.00		ug/L		04/20/23 05:28	04/20/23 16:16	1
Arsenic	3.00	U	3.00		ug/L		04/20/23 05:28	04/20/23 16:16	1
Barium	5.00	U	5.00		ug/L		04/20/23 05:28	04/20/23 16:16	1
Beryllium	0.500	U	0.500		ug/L		04/20/23 05:28	04/20/23 16:16	1
Cadmium	0.500	U	0.500		ug/L		04/20/23 05:28	04/20/23 16:16	1
Calcium	500	U	500		ug/L		04/20/23 05:28	04/20/23 16:16	1
Chromium	5.00	U	5.00		ug/L		04/20/23 05:28	04/20/23 16:16	1
Cobalt	0.500	U	0.500		ug/L		04/20/23 05:28	04/20/23 16:16	1
Lead	2.50	U	2.50		ug/L		04/20/23 05:28	04/20/23 16:16	1
Selenium	2.50	U	2.50		ug/L		04/20/23 05:28	04/20/23 16:16	1
Thallium	1.00	U	1.00		ug/L		04/20/23 05:28	04/20/23 16:16	1

Lab Sample ID: LCS 680-774333/2-A
Matrix: Water
Analysis Batch: 774617

Client Sample ID: Lab Control Sample
Prep Type: Total Recoverable
Prep Batch: 774333

Analyte	Spike Added	LCS Result	LCS Qualifier	Unit	D	%Rec	%Rec Limits
Antimony	50.0	56.78		ug/L		114	80 - 120
Arsenic	100	111.2		ug/L		111	80 - 120
Barium	100	106.3		ug/L		106	80 - 120
Beryllium	50.0	54.86		ug/L		110	80 - 120
Cadmium	50.0	55.87		ug/L		112	80 - 120
Calcium	5000	5504		ug/L		110	80 - 120
Chromium	100	113.4		ug/L		113	80 - 120
Cobalt	50.0	53.95		ug/L		108	80 - 120
Lead	500	522.7		ug/L		105	80 - 120
Selenium	100	108.4		ug/L		108	80 - 120
Thallium	50.0	52.38		ug/L		105	80 - 120

Method: 7470A - Mercury (CVAA)

Lab Sample ID: MB 680-774521/1-A
Matrix: Water
Analysis Batch: 774740

Client Sample ID: Method Blank
Prep Type: Total/NA
Prep Batch: 774521

Analyte	MB Result	MB Qualifier	RL	MDL	Unit	D	Prepared	Analyzed	Dil Fac
Mercury	0.200	U	0.200		ug/L		04/20/23 17:02	04/21/23 13:47	1

Lab Sample ID: LCS 680-774521/2-A
Matrix: Water
Analysis Batch: 774740

Client Sample ID: Lab Control Sample
Prep Type: Total/NA
Prep Batch: 774521

Analyte	Spike Added	LCS Result	LCS Qualifier	Unit	D	%Rec	%Rec Limits
Mercury	2.50	2.439		ug/L		98	80 - 120

Metals

Prep Batch: 774333

Lab Sample ID	Client Sample ID	Prep Type	Matrix	Method	Prep Batch
680-233704-10	AF60585	Total Recoverable	GW	3005A	
680-233704-11	AF60586	Total Recoverable	GW	3005A	
680-233704-12	AF60587	Total Recoverable	GW	3005A	
680-233704-13	AF60588	Total Recoverable	GW	3005A	
MB 680-774333/1-A	Method Blank	Total Recoverable	Water	3005A	
LCS 680-774333/2-A	Lab Control Sample	Total Recoverable	Water	3005A	

Prep Batch: 774521

Lab Sample ID	Client Sample ID	Prep Type	Matrix	Method	Prep Batch
680-233704-10	AF60585	Total/NA	GW	7470A	
680-233704-11	AF60586	Total/NA	GW	7470A	
680-233704-12	AF60587	Total/NA	GW	7470A	
680-233704-13	AF60588	Total/NA	GW	7470A	
MB 680-774521/1-A	Method Blank	Total/NA	Water	7470A	
LCS 680-774521/2-A	Lab Control Sample	Total/NA	Water	7470A	

Analysis Batch: 774617

Lab Sample ID	Client Sample ID	Prep Type	Matrix	Method	Prep Batch
680-233704-10	AF60585	Total Recoverable	GW	6020B	774333
680-233704-11	AF60586	Total Recoverable	GW	6020B	774333
680-233704-12	AF60587	Total Recoverable	GW	6020B	774333
680-233704-13	AF60588	Total Recoverable	GW	6020B	774333
MB 680-774333/1-A	Method Blank	Total Recoverable	Water	6020B	774333
LCS 680-774333/2-A	Lab Control Sample	Total Recoverable	Water	6020B	774333

Analysis Batch: 774740

Lab Sample ID	Client Sample ID	Prep Type	Matrix	Method	Prep Batch
680-233704-10	AF60585	Total/NA	GW	7470A	774521
680-233704-11	AF60586	Total/NA	GW	7470A	774521
680-233704-12	AF60587	Total/NA	GW	7470A	774521
680-233704-13	AF60588	Total/NA	GW	7470A	774521
MB 680-774521/1-A	Method Blank	Total/NA	Water	7470A	774521
LCS 680-774521/2-A	Lab Control Sample	Total/NA	Water	7470A	774521

Analysis Batch: 774895

Lab Sample ID	Client Sample ID	Prep Type	Matrix	Method	Prep Batch
680-233704-13	AF60588	Total Recoverable	GW	6020B	774333

Lab Chronicle

Client: South Carolina Public Service Authority
Project/Site: 125915/JM02.09.G01.1/36500

Job ID: 680-233704-2

Client Sample ID: AF60585

Lab Sample ID: 680-233704-10

Date Collected: 04/10/23 12:20

Matrix: GW

Date Received: 04/18/23 10:00

Prep Type	Batch Type	Batch Method	Run	Dilution Factor	Batch Number	Analyst	Lab	Prepared or Analyzed
Total Recoverable	Prep	3005A			774333	RR	EET SAV	04/20/23 05:28
Total Recoverable	Analysis	6020B		1	774617	BWR	EET SAV	04/20/23 17:16
Total/NA	Prep	7470A			774521	JKL	EET SAV	04/20/23 17:02
Total/NA	Analysis	7470A		1	774740	JKL	EET SAV	04/21/23 13:59

Client Sample ID: AF60586

Lab Sample ID: 680-233704-11

Date Collected: 04/10/23 12:25

Matrix: GW

Date Received: 04/18/23 10:00

Prep Type	Batch Type	Batch Method	Run	Dilution Factor	Batch Number	Analyst	Lab	Prepared or Analyzed
Total Recoverable	Prep	3005A			774333	RR	EET SAV	04/20/23 05:28
Total Recoverable	Analysis	6020B		1	774617	BWR	EET SAV	04/20/23 17:21
Total/NA	Prep	7470A			774521	JKL	EET SAV	04/20/23 17:02
Total/NA	Analysis	7470A		1	774740	JKL	EET SAV	04/21/23 14:04

Client Sample ID: AF60587

Lab Sample ID: 680-233704-12

Date Collected: 04/10/23 09:58

Matrix: GW

Date Received: 04/18/23 10:00

Prep Type	Batch Type	Batch Method	Run	Dilution Factor	Batch Number	Analyst	Lab	Prepared or Analyzed
Total Recoverable	Prep	3005A			774333	RR	EET SAV	04/20/23 05:28
Total Recoverable	Analysis	6020B		1	774617	BWR	EET SAV	04/20/23 17:25
Total/NA	Prep	7470A			774521	JKL	EET SAV	04/20/23 17:02
Total/NA	Analysis	7470A		1	774740	JKL	EET SAV	04/21/23 14:06

Client Sample ID: AF60588

Lab Sample ID: 680-233704-13

Date Collected: 04/10/23 11:04

Matrix: GW

Date Received: 04/18/23 10:00

Prep Type	Batch Type	Batch Method	Run	Dilution Factor	Batch Number	Analyst	Lab	Prepared or Analyzed
Total Recoverable	Prep	3005A			774333	RR	EET SAV	04/20/23 05:28
Total Recoverable	Analysis	6020B		1	774617	BWR	EET SAV	04/20/23 17:29
Total Recoverable	Prep	3005A			774333	RR	EET SAV	04/20/23 05:28
Total Recoverable	Analysis	6020B		10	774895	BWR	EET SAV	04/21/23 11:13
Total/NA	Prep	7470A			774521	JKL	EET SAV	04/20/23 17:02
Total/NA	Analysis	7470A		1	774740	JKL	EET SAV	04/21/23 14:07

Laboratory References:

EET SAV = Eurofins Savannah, 5102 LaRoche Avenue, Savannah, GA 31404, TEL (912)354-7858

Contract Lab Info. TA-SAV Contract Lab Due Date (Lab Only). 5 / 2 / 23 Send report to lcwillia@santeecooper.com & sjbrown@santeecooper.com

Chain of Custody

santee cooper
Santee Cooper
One Riverwood Drive
Moncks Corner, SC 29461
Phone (843)761-8000 Ext. 5148
Fax. (843)761-4175

Customer Email/Report Recipient: LCWILLIA @santeecooper.com

Date Results Needed by: ___/___/___

Project/Task/Unit #: 125915 / JM02.09.G01.1 / 36500

Rerun request for any flagged QC: Yes (No)

Analysis Group

Labworks ID # (Internal use only)	Sample Location/ Description	Collection Date	Collection Time	Sample Collector	Total # of containers	Bottle type: (Glass-G/Plastic-P)	Grab (G) or Composite (C)	Matrix(see below)	Preservative (see below)	Comments • Method # • Reporting limit • Misc. sample info • Any other notes	TOTAL METALS - SEE BELOW				
AF60585	WAP-27	4/10/23	1220	ZDM BWM	1	P	G	GW	2	Hg-7470	X				
86	WAP-27D		1225							ALL OTHERS 6020.					
87	WAP-28		0958							PLEASE REFER TO SHEET FOR RLS.					
88	WAP-29		1104												
										* PLEASE RETURN					
										COOLER.					

Relinquished by:	Employee#	Date	Time	Received by:	Employee #	Date	Time
[signature]	35594	4/17/23	1300	[signature]	JM	4.18.23	1000
Relinquished by:	Employee#	Date	Time	Received by:	Employee #	Date	Time
Relinquished by:	Employee#	Date	Time	Received by:	Employee #	Date	Time

Sample Receiving (Internal Use Only)
TEMP (°C):_____ Initial:_____
Correct pH: Yes No
Preservative Lot#:
Date/Time/Init for preservative:

☐ METALS (all)

☐ Ag	☐ Cu	☒ Sb
☐ Al	☐ Fe	☒ Se
☒ As	☐ K	☐ Sn
☐ B	☐ Li	☐ Sr
☒ Ba	☐ Mg	☐ Ti
☒ Be	☐ Mn	☒ Tl
☒ Ca	☐ Mo	☐ V
☒ Cd	☐ Na	☐ Zn
☒ Co	☐ Ni	☒ Hg
☒ Cr	☒ Pb	☐ CrVI

Nutrients
☐ TOC
☐ DOC
☐ TP/TPO4
☐ NH3-N
☐ F
☐ Cl
☐ NO2
☐ Br
☐ NO3
☐ SO4

MISC.
☐ BTEX
☐ Napthalene
☐ THM/HAA
☐ VOC
☐ Oil & Grease
☐ E. Coli
☐ Total Coliform
☐ pH
☐ Dissolved As
☐ Dissolved Fe
☐ Rad 226
☐ Rad 228
☐ PCB

Gypsum
☐ Wallboard Gypsum(*all below*)
☐ AIM
☐ TOC
☐ Total metals
☐ Soluble Metals
☐ Purity (CaSO4)
☐ % Moisture
☐ Sulfites
☐ pH
☐ Chlorides
☐ Particle Size
☐ Sulfur

Coal
☐ Ultimate
☐ % Moisture
☐ Ash
☐ Sulfur
☐ BTUs
☐ Volatile Matter
☐ CHN
Other Tests:
☐ XRF Scan
☐ HGI
☐ Fineness
☐ Particulate Matter

Flyash
☐ Ammonia
☐ LOI
☐ % Carbon
☐ Mineral Analysis
☐ Sieve
☐ % Moisture

NPDES
☐ Oil & Grease
☐ As
☐ TSS

Oil
Trans. Oil Qual.
☐ %Moisture
☐ Color
☐ Acidity
☐ Dielectric Strength
☐ IFT
☐ Dissolved Gases
Used Oil
☐ Flashpoint
☐ Metals in oil (As,Cd,Cr,Ni,Pb Hg)
☐ TX
☐ GOFER

Matrix codes: GW-groundwater, DW-drinking water, SW-surface water, WW-waste water, BW-boiler water, L-limestone, Oil-oil, S-Soil, SL-solid, C-coal, G-gypsum, FA-flyash, BA-bottom ash, M-misc (describe in comment section)
Preservative code- 1=<4°C 2=HNO_3 3=H_2SO_4 4-HCl 5=$Na_2S_2O_3$ 6-Other (Specify)

Table of Reporting Limits for Groundwater Samples-- Metals Only

Analyte	Unit	GWPS/ MCL/ RSL	Reporting Limits best case
Aluminum	mg/L	0.05 to 0.2	---
Antimony	ug/L	6	5
Arsenic	ug/L	10	5
Arsenic Dissolved	ug/L	---	---
Barium	ug/L	2000	5
Beryllium	ug/L	4	0.5
Boron	ug/L	---	10 to 15
Cadmium	ug/L	5	0.5
Calcium	ug/L	---	0.1
Chromium	ug/L	100	5
Cobalt	ug/L	6	0.5
Copper	mg/L	1	---
Iron	ug/L	300	---
Lead	ug/L	15	1
Lithium	ug/L	40	5
Magnesium	ug/L	---	---
Mercury	ug/L	2	0.2
Molybdenum	ug/L	100	5
Nickel	ug/L	---	---
Potassium	mg/L	---	---
Selenium	ug/L	50	5
Sodium	mg/L	---	---
Thallium	ug/L	2	1
Zinc	ug/L	5000	---

Contract Lab Info. TA-SAV Contract Lab Due Date (Lab Only). 5 / 2 / 23 Send report to lcwillia@santeecooper.com & sjbrown@santeecooper.com

Chain of Custody

santee cooper
Santee Cooper
One Riverwood Drive
Moncks Corner, SC 29461
Phone (843)761-8000 Ext. 5148
Fax. (843)761-4175

Customer Email/Report Recipient: LCWILLIA @santeecooper.com

Date Results Needed by: ___/___/___

Project/Task/Unit #: 125915 / JM02.08.G01.5 / 36500

Rerun request for any flagged QC Yes (No)

Analysis Group

Labworks ID # (Internal use only)	Sample Location/ Description	Collection Date	Collection Time	Sample Collector	Total # of containers	Bottle type: (Glass-G/Plastic-P)	Grab (G) or Composite (C)	Matrix(see below)	Preservative (see below)	Comments • Method # • Reporting limit • Misc. sample info • Any other notes	TOTAL METALS - SEE BELOW			
AF60141	GGSMW-4	4/4/23	1138	ZDM BWM	1	P	G	GW	2	METHOD 6020	X			
42	5		1300							PLEASE REFER TO SHEET				
43	6		1033							FOR RLS.				
44	9		1223							*PLEASE RETURN				
AF60138	1	4/3/23	1033							COOLER.				
39	2		1141											
40	3		1403											
45	10		1320											
46	11		1226											

680-233704 Chain of Custody

Relinquished by:	Employee#	Date	Time	Received by:	Employee #	Date	Time
SJBrown	35594	4/17/23	1300		TM	4-18-23	1020
Relinquished by:	Employee#	Date	Time	Received by:	Employee #	Date	Time
Relinquished by:	Employee#	Date	Time	Received by:	Employee #	Date	Time

Sample Receiving (Internal Use Only)
TEMP (°C): 15.8 / 16.4 Initial: ___
Correct pH: Yes No
Preservative Lot#:
Date/Time/Init for preservative:

☐ METALS (all)

☐ Ag	☒ Cu	☐ Sb
☐ Al	☒ Fe	☒ Se
☒ As	☐ K	☐ Sn
☐ B	☐ Li	☐ Sr
☒ Ba	☐ Mg	☐ Ti
☐ Be	☐ Mn	☒ Tl
☐ Ca	☐ Mo	☐ V
☒ Cd	☐ Na	☒ Zn
☐ Co	☐ Ni	☐ Hg
☒ Cr	☒ Pb	☐ CrVI

Nutrients
☐ TOC
☐ DOC
☐ TP/TPO4
☐ NH3-N
☐ F
☐ Cl
☐ NO2
☐ Br
☐ NO3
☐ SO4

MISC.
☐ BTEX
☐ Napthalene
☐ THM/HAA
☐ VOC
☐ Oil & Grease
☐ E. Coli
☐ Total Coliform
☐ pH
☐ Dissolved As
☐ Dissolved Fe
☐ Rad 226
☐ Rad 228
☐ PCB

Gypsum
☐ Wallboard Gypsum(*all below*)
☐ AIM
☐ TOC
☐ Total metals
☐ Soluble Metals
☐ Purity (CaSO4)
☐ % Moisture
☐ Sulfites
☐ pH
☐ Chlorides
☐ Particle Size
☐ Sulfur

Coal
☐ Ultimate
☐ % Moisture
☐ Ash
☐ Sulfur
☐ BTUs
☐ Volatile Matter
☐ CHN
Other Tests:
☐ XRF Scan
☐ HGI
☐ Fineness
☐ Particulate Matter

Flyash
☐ Ammonia
☐ LOI
☐ % Carbon
☐ Mineral Analysis
☐ Sieve
☐ % Moisture

NPDES
☐ Oil & Grease
☐ As
☐ TSS

Oil
☐ Trans. Oil Qual.
☐ %Moisture
☐ Color
☐ Acidity
☐ Dielectric Strength
☐ IFT
☐ Dissolved Gases
Used Oil
☐ Flashpoint
☐ Metals in oil (As, Cd, Cr, Ni, Pb Hg)
☐ TX
GOFER

Matrix codes: GW-groundwater, DW-drinking water, SW-surface water, WW-waste water, BW-boiler water, L-limestone, Oil-oil, S-Soil, SL-solid, C-coal, G-gypsum, FA-flyash, BA-bottom ash, M-misc (describe in comment section)
Preservative code- 1=<4°C 2=HNO_3 3=H_2SO_4 4-HCl 5=$Na_2S_2O_3$ 6-Other (Specify)

Contract Lab Info. TA-SAV Contract Lab Due Date (Lab Only). 5 / 2 / 23 Send report to lcwillia@santeecooper.com & sjbrown@santeecooper.com

Chain of Custody

santee cooper
Santee Cooper
One Riverwood Drive
Moncks Corner SC 29461
Phone (843)761-8000 Ext. 5148
Fax: (843)761-4175

Customer Email/Report Recipient: LCWILLIA @santeecooper.com

Date Results Needed by: ___/___/___

Project/Task/Unit #: 125915 / JM02.09.G01.1 / 36500

Rerun request for any flagged QC Yes (No)

Analysis Group

Labworks ID # (Internal use only)	Sample Location/ Description	Collection Date	Collection Time	Sample Collector	Total # of containers	Bottle type: (Glass-G/Plastic-P)	Grab (G) or Composite (C)	Matrix(see below)	Preservative (see below)	Comments • Method # • Reporting limit • Misc. sample info • Any other notes	TOTAL MEALS -SEE BELOW			
AF60585	WAP-27	4/10/23	1220	ZDM BWM	1	P	G	GW	2	Hg-7470	X			
86	WAP-27D		1225							ALL OTHERS 6020.				
87	WAP-28		0958							PLEASE REFER TO SHEET FOR RLS.				
88	WAP-29		1104											
										* PLEASE RETURN				
										COOLER.				

Relinquished by:	Employee#	Date	Time	Received by:	Employee #	Date	Time
SJBrown	35594	4/17/23	1300		JN	4/18/23	1000
Relinquished by:	Employee#	Date	Time	Received by:	Employee #	Date	Time
Relinquished by:	Employee#	Date	Time	Received by:	Employee #	Date	Time

Sample Receiving (Internal Use Only)
TEMP (°C):_____ Initial:_____
Correct pH: Yes No
Preservative Lot#:
Date/Time/Init for preservative:

☐ METALS (all)

☐ Ag	☐ Cu	☒ Sb
☐ Al	☐ Fe	☒ Se
☒ As	☐ K	☐ Sn
☐ B	☐ Li	☐ Sr
☒ Ba	☐ Mg	☐ Ti
☒ Be	☐ Mn	☒ Tl
☒ Ca	☐ Mo	☐ V
☒ Cd	☐ Na	☐ Zn
☒ Co	☐ Ni	☒ Hg
☒ Cr	☒ Pb	☐ CrVI

Nutrients
☐ TOC
☐ DOC
☐ TP/TPO4
☐ NH3-N
☐ F
☐ Cl
☐ NO2
☐ Br
☐ NO3
☐ SO4

MISC.
☐ BTEX
☐ Napthalene
☐ THM/HAA
☐ VOC
☐ Oil & Grease
☐ E. Coli
☐ Total Coliform
☐ pH
☐ Dissolved As
☐ Dissolved Fe
☐ Rad 226
☐ Rad 228
☐ PCB

Gypsum
☐ Wallboard Gypsum(*all below*)
☐ AIM
☐ TOC
☐ Total metals
☐ Soluble Metals
☐ Purity (CaSO4)
☐ % Moisture
☐ Sulfites
☐ pH
☐ Chlorides
☐ Particle Size
☐ Sulfur

Coal
☐ Ultimate
☐ % Moisture
☐ Ash
☐ Sulfur
☐ BTUs
☐ Volatile Matter
☐ CHN
Other Tests:
☐ XRF Scan
☐ HGI
☐ Fineness
☐ Particulate Matter

Flyash
☐ Ammonia
☐ LOI
☐ % Carbon
☐ Mineral Analysis
☐ Sieve
☐ % Moisture

NPDES
☐ Oil & Grease
☐ As
☐ TSS

Oil
☐ Trans. Oil Qual.
☐ %Moisture
☐ Color
☐ Acidity
☐ Dielectric Strength
☐ IFT
☐ Dissolved Gases
☐ Used Oil
☐ Flashpoint
☐ Metals in oil (As,Cd,Cr,Ni,Pb Hg)
☐ TX
☐ GOFER

Matrix codes: GW-groundwater, DW-drinking water, SW-surface water, WW-waste water, BW-boiler water, L-limestone, Oil-oil, S-Soil, SL-solid, C-coal, G-gypsum, FA-flyash, BA-bottom ash, M-misc (describe in comment section)
Preservative code- 1=<4°C 2=HNO_3 3=H_2SO_4 4-HCl 5=$Na_2S_2O_3$ 6-Other (Specify)

Table of Reporting Limits for Groundwater Samples-- Metals Only

Analyte	Unit	GWPS/ MCL/ RSL	Reporting Limits best case
Aluminum	mg/L	0.05 to 0.2	---
Antimony	ug/L	6	5
Arsenic	ug/L	10	5
Arsenic Dissolved	ug/L	---	---
Barium	ug/L	2000	5
Beryllium	ug/L	4	0.5
Boron	ug/L	---	10 to 15
Cadmium	ug/L	5	0.5
Calcium	ug/L	---	0.1
Chromium	ug/L	100	5
Cobalt	ug/L	6	0.5
Copper	mg/L	1	---
Iron	ug/L	300	---
Lead	ug/L	15	1
Lithium	ug/L	40	5
Magnesium	ug/L	---	---
Mercury	ug/L	2	0.2
Molybdenum	ug/L	100	5
Nickel	ug/L	---	---
Potassium	mg/L	---	---
Selenium	ug/L	50	5
Sodium	mg/L	---	---
Thallium	ug/L	2	1
Zinc	ug/L	5000	---

Login Sample Receipt Checklist

Client: South Carolina Public Service Authority

Job Number: 680-233704-2

Login Number: 233704

List Source: Eurofins Savannah

List Number: 1

Creator: Daughtry, Beth A

Question	Answer	Comment
Radioactivity wasn't checked or is </= background as measured by a survey meter.	N/A	
The cooler's custody seal, if present, is intact.	True	
Sample custody seals, if present, are intact.	True	
The cooler or samples do not appear to have been compromised or tampered with.	True	
Samples were received on ice.	False	Thermal preservation not required.
Cooler Temperature is acceptable.	True	
Cooler Temperature is recorded.	True	
COC is present.	True	
COC is filled out in ink and legible.	True	
COC is filled out with all pertinent information.	True	
Is the Field Sampler's name present on COC?	True	
There are no discrepancies between the containers received and the COC.	True	
Samples are received within Holding Time (excluding tests with immediate HTs)	True	
Sample containers have legible labels.	True	
Containers are not broken or leaking.	True	
Sample collection date/times are provided.	True	
Appropriate sample containers are used.	True	
Sample bottles are completely filled.	True	
Sample Preservation Verified.	N/A	
There is sufficient vol. for all requested analyses, incl. any requested MS/MSDs	True	
Containers requiring zero headspace have no headspace or bubble is <6mm (1/4").	N/A	
Multiphasic samples are not present.	True	
Samples do not require splitting or compositing.	True	
Residual Chlorine Checked.	N/A	

Accreditation/Certification Summary

Client: South Carolina Public Service Authority
Job ID: 680-233704-2
Project/Site: 125915/JM02.09.G01.1/36500

Laboratory: Eurofins Savannah

The accreditations/certifications listed below are applicable to this report.

Authority	Program	Identification Number	Expiration Date
South Carolina	State	98001	06-30-23

GEL Laboratories LLC
a member of The GEL Group INC

PO Box 30712 Charleston, SC 29417
2040 Savage Road Charleston, SC 29407
P 843.556.8171
F 843.766.1178

gel.com

August 11, 2023

Ms. Jeanette Gilmetti
Santee Cooper
P.O. Box 2946101
OCO3
Moncks Corner, South Carolina 29461

Re: ABS Lab Analytical
Work Order: 629286

Dear Ms. Gilmetti:

GEL Laboratories, LLC (GEL) appreciates the opportunity to provide the enclosed analytical results for the sample(s) we received on July 14, 2023. This original data report has been prepared and reviewed in accordance with GEL's standard operating procedures.

The samples were delivered with proper chain of custody documentation and signatures. All sample containers arrived without any visible signs of tampering or breakage. There are no additional comments concerning sample receipt.

Test results for NELAP or ISO 17025 accredited tests are verified to meet the requirements of those standards, with any exceptions noted. The results reported relate only to the items tested and to the sample as received by the laboratory. These results may not be reproduced except as full reports without approval by the laboratory. Copies of GEL's accreditations and certifications can be found on our website at www.gel.com.

Our policy is to provide high quality, personalized analytical services to enable you to meet your analytical needs on time every time. We trust that you will find everything in order and to your satisfaction. If you have any questions, please do not hesitate to call me at (843) 556-8171, ext. 4289.

Sincerely,

Julie Robinson
Project Manager

Purchase Order: 398684
Enclosures

GEL LABORATORIES LLC
2040 Savage Road Charleston SC 29407 - (843) 556-8171 - www.gel.com

Certificate of Analysis Report
for

SOOP001 Santee Cooper

Client SDG: 629286 GEL Work Order: 629286

The Qualifiers in this report are defined as follows:

* A quality control analyte recovery is outside of specified acceptance criteria

** Analyte is a Tracer compound

** Analytc is a surrogatc compound

U Analyte was analyzed for, but not detected above the MDL, MDA, MDC or LOD.

Where the analytical method has been performed under NELAP certification, the analysis has met all of the requirements of the NELAC standard unless qualified on the Certificate of Analysis.

The designation ND, if present, appears in the result column when the analyte concentration is not detected above the limit as defined in the 'U' qualifier above.

This data report has been prepared and reviewed in accordance with GEL Laboratories LLC standard operating procedures. Please direct any questions to your Project Manager, Julie Robinson.

Reviewed by 

GEL LABORATORIES LLC
2040 Savage Road Charleston SC 29407 - (843) 556-8171 - www.gel.com

Certificate of Analysis

Report Date: August 11, 2023

Company :	Santee Cooper
Address :	P.O. Box 2946101 OCO3 Moncks Corner, South Carolina 29461
Contact:	Ms. Jeanette Gilmetti
Project:	ABS Lab Analytical

Client Sample ID:	AF68757	Project:	SOOP00119
Sample ID:	629286001	Client ID:	SOOP001
Matrix:	GW		
Collect Date:	11-JUL-23 09:51		
Receive Date:	14-JUL-23		
Collector:	Client		

Parameter	Qualifier	Result	Uncertainty	MDC	RL	Units	PF	DF	Analyst	Date	Time	Batch	Method
Rad Gas Flow Proportional Counting													
GFPC, Ra228, Liquid "As Received"													
Radium-228		3.22	+/-1.48	1.97	3.00	pCi/L			JE1	08/10/23	0842	2472078	1
Radium-226+Radium-228 Calculation "See Parent Products"													
Radium-226+228 Sum		5.93	+/-1.65			pCi/L		1	NXL1	08/11/23	1032	2460567	2
Rad Radium-226													
Lucas Cell, Ra226, Liquid "As Received"													
Radium-226		2.72	+/-0.749	0.537	1.00	pCi/L			LXP1	08/11/23	0818	2460555	3

The following Analytical Methods were performed:

Method	Description	Analyst Comments
1	EPA 904.0/SW846 9320 Modified	
2	Calculation	
3	EPA 903.1 Modified	

Surrogate/Tracer Recovery	Test	Result	Nominal	Recovery%	Acceptable Limits
Barium-133 Tracer	GFPC, Ra228, Liquid "As Received"			66.9	(15%-125%)

Notes:
Counting Uncertainty is calculated at the 95% confidence level (1.96-sigma).

Column headers are defined as follows:

DF: Dilution Factor	Lc/LC: Critical Level
DL: Detection Limit	PF: Prep Factor
MDA: Minimum Detectable Activity	RL: Reporting Limit
MDC: Minimum Detectable Concentration	SQL: Sample Quantitation Limit

GEL LABORATORIES LLC
2040 Savage Road Charleston SC 29407 - (843) 556-8171 - www.gel.com

Certificate of Analysis

Report Date: August 11, 2023

Company :	Santee Cooper
Address :	P.O. Box 2946101 OCO3 Moncks Corner, South Carolina 29461
Contact:	Ms. Jeanette Gilmetti
Project:	ABS Lab Analytical

Client Sample ID:	AF68749	Project:	SOOP00119
Sample ID:	629286002	Client ID:	SOOP001
Matrix:	GW		
Collect Date:	11-JUL-23 10:52		
Receive Date:	14-JUL-23		
Collector:	Client		

Parameter	Qualifier	Result	Uncertainty	MDC	RL	Units	PF	DF	Analyst	Date	Time	Batch	Method
Rad Gas Flow Proportional Counting													
GFPC, Ra228, Liquid "As Received"													
Radium-228	U	0.544	+/-0.893	1.57	3.00	pCi/L			JE1	08/10/23	0842	2472078	1
Radium-226+Radium-228 Calculation "See Parent Products"													
Radium-226+228 Sum		1.24	+/-1.00			pCi/L		1	NXL1	08/11/23	1032	2460567	2
Rad Radium-226													
Lucas Cell, Ra226, Liquid "As Received"													
Radium-226		0.697	+/-0.455	0.623	1.00	pCi/L			LXP1	08/11/23	0818	2460555	3

The following Analytical Methods were performed:

Method	Description	Analyst Comments
1	EPA 904.0/SW846 9320 Modified	
2	Calculation	
3	EPA 903.1 Modified	

Surrogate/Tracer Recovery	Test	Result	Nominal	Recovery%	Acceptable Limits
Barium-133 Tracer	GFPC, Ra228, Liquid "As Received"			69.1	(15%-125%)

Notes:
Counting Uncertainty is calculated at the 95% confidence level (1.96-sigma).

Column headers are defined as follows:

DF: Dilution Factor	Lc/LC: Critical Level
DL: Detection Limit	PF: Prep Factor
MDA: Minimum Detectable Activity	RL: Reporting Limit
MDC: Minimum Detectable Concentration	SQL: Sample Quantitation Limit

GEL LABORATORIES LLC
2040 Savage Road Charleston SC 29407 - (843) 556-8171 - www.gel.com

Certificate of Analysis

Report Date: August 11, 2023

Company :	Santee Cooper
Address :	P.O. Box 2946101 OCO3 Moncks Corner, South Carolina 29461
Contact:	Ms. Jeanette Gilmetti
Project:	ABS Lab Analytical

Client Sample ID:	AF68751	Project:	SOOP00119
Sample ID:	629286003	Client ID:	SOOP001
Matrix:	GW		
Collect Date:	10-JUL-23 10:00		
Receive Date:	14-JUL-23		
Collector:	Client		

Parameter	Qualifier	Result	Uncertainty	MDC	RL	Units	PF	DF	Analyst	Date	Time	Batch	Method
Rad Gas Flow Proportional Counting													
GFPC, Ra228, Liquid "As Received"													
Radium-228		2.87	+/-1.41	2.04	3.00	pCi/L			JE1	08/10/23	0842	2472078	1
Radium-226+Radium-228 Calculation "See Parent Products"													
Radium-226+228 Sum		4.17	+/-1.51			pCi/L		1	NXL1	08/11/23	1032	2460567	2
Rad Radium-226													
Lucas Cell, Ra226, Liquid "As Received"													
Radium-226		1.30	+/-0.536	0.479	1.00	pCi/L			LXP1	08/11/23	0849	2460555	3

The following Analytical Methods were performed:

Method	Description	Analyst Comments
1	EPA 904.0/SW846 9320 Modified	
2	Calculation	
3	EPA 903.1 Modified	

Surrogate/Tracer Recovery	Test	Result	Nominal	Recovery%	Acceptable Limits
Barium-133 Tracer	GFPC, Ra228, Liquid "As Received"			74.2	(15%-125%)

Notes:
Counting Uncertainty is calculated at the 95% confidence level (1.96-sigma).

Column headers are defined as follows:

DF: Dilution Factor	Lc/LC: Critical Level
DL: Detection Limit	PF: Prep Factor
MDA: Minimum Detectable Activity	RL: Reporting Limit
MDC: Minimum Detectable Concentration	SQL: Sample Quantitation Limit

GEL LABORATORIES LLC
2040 Savage Road Charleston SC 29407 - (843) 556-8171 - www.gel.com

Certificate of Analysis

Report Date: August 11, 2023

Company :	Santee Cooper
Address :	P.O. Box 2946101 OCO3 Moncks Corner, South Carolina 29461
Contact:	Ms. Jeanette Gilmetti
Project:	ABS Lab Analytical

Client Sample ID:	AF68750	Project:	SOOP00119
Sample ID:	629286004	Client ID:	SOOP001
Matrix:	GW		
Collect Date:	10-JUL-23 11:18		
Receive Date:	14-JUL-23		
Collector:	Client		

Parameter	Qualifier	Result	Uncertainty	MDC	RL	Units	PF	DF	Analyst	Date	Time	Batch	Method
Rad Gas Flow Proportional Counting													
GFPC, Ra228, Liquid "As Received"													
Radium-228	U	0.458	+/-1.13	2.03	3.00	pCi/L			JE1	08/10/23	0842	2472078	1
Radium-226+Radium-228 Calculation "See Parent Products"													
Radium-226+228 Sum		1.43	+/-1.23			pCi/L		1	NXL1	08/11/23	1032	2460567	2
Rad Radium-226													
Lucas Cell, Ra226, Liquid "As Received"													
Radium-226		0.970	+/-0.485	0.536	1.00	pCi/L			LXP1	08/11/23	0849	2460555	3

The following Analytical Methods were performed:

Method	Description	Analyst Comments
1	EPA 904.0/SW846 9320 Modified	
2	Calculation	
3	EPA 903.1 Modified	

Surrogate/Tracer Recovery	Test	Result	Nominal	Recovery%	Acceptable Limits
Barium-133 Tracer	GFPC, Ra228, Liquid "As Received"			64.6	(15%-125%)

Notes:
Counting Uncertainty is calculated at the 95% confidence level (1.96-sigma).

Column headers are defined as follows:

DF: Dilution Factor	Lc/LC: Critical Level
DL: Detection Limit	PF: Prep Factor
MDA: Minimum Detectable Activity	RL: Reporting Limit
MDC: Minimum Detectable Concentration	SQL: Sample Quantitation Limit

GEL LABORATORIES LLC
2040 Savage Road Charleston SC 29407 - (843) 556-8171 - www.gel.com

Certificate of Analysis

Report Date: August 11, 2023

Company :	Santee Cooper
Address :	P.O. Box 2946101 OCO3 Moncks Corner, South Carolina 29461
Contact:	Ms. Jeanette Gilmetti
Project:	ABS Lab Analytical

Client Sample ID:	AF68755	Project:	SOOP00119
Sample ID:	629286005	Client ID:	SOOP001
Matrix:	GW		
Collect Date:	10-JUL-23 12:59		
Receive Date:	14-JUL-23		
Collector:	Client		

Parameter	Qualifier	Result	Uncertainty	MDC	RL	Units	PF	DF	Analyst	Date	Time	Batch	Method
Rad Gas Flow Proportional Counting													
GFPC, Ra228, Liquid "As Received"													
Radium-228	U	1.17	+/-1.06	1.72	3.00	pCi/L			JE1	08/10/23	0842	2472078	1
Radium-226+Radium-228 Calculation "See Parent Products"													
Radium-226+228 Sum		2.19	+/-1.17			pCi/L		1	NXL1	08/11/23	1032	2460567	2
Rad Radium-226													
Lucas Cell, Ra226, Liquid "As Received"													
Radium-226		1.03	+/-0.485	0.517	1.00	pCi/L			LXP1	08/11/23	0849	2460555	3

The following Analytical Methods were performed:

Method	Description	Analyst Comments
1	EPA 904.0/SW846 9320 Modified	
2	Calculation	
3	EPA 903.1 Modified	

Surrogate/Tracer Recovery	Test	Result	Nominal	Recovery%	Acceptable Limits
Barium-133 Tracer	GFPC, Ra228, Liquid "As Received"			69.5	(15%-125%)

Notes:
Counting Uncertainty is calculated at the 95% confidence level (1.96-sigma).

Column headers are defined as follows:

DF: Dilution Factor	Lc/LC: Critical Level
DL: Detection Limit	PF: Prep Factor
MDA: Minimum Detectable Activity	RL: Reporting Limit
MDC: Minimum Detectable Concentration	SQL: Sample Quantitation Limit

GEL LABORATORIES LLC
2040 Savage Road Charleston SC 29407 - (843) 556-8171 - www.gel.com

Certificate of Analysis

Report Date: August 11, 2023

Company :	Santee Cooper
Address :	P.O. Box 2946101 OCO3 Moncks Corner, South Carolina 29461
Contact:	Ms. Jeanette Gilmetti
Project:	ABS Lab Analytical

Client Sample ID:	AF68733	Project:	SOOP00119
Sample ID:	629286006	Client ID:	SOOP001
Matrix:	GW		
Collect Date:	10-JUL-23 14:10		
Receive Date:	14-JUL-23		
Collector:	Client		

Parameter	Qualifier	Result	Uncertainty	MDC	RL	Units	PF	DF	Analyst	Date	Time	Batch	Method
Rad Gas Flow Proportional Counting													
GFPC, Ra228, Liquid "As Received"													
Radium-228		1.80	+/-1.14	1.65	3.00	pCi/L			JE1	08/10/23	0842	2472078	1
Radium-226+Radium-228 Calculation "See Parent Products"													
Radium-226+228 Sum		3.41	+/-1.31			pCi/L		1	NXL1	08/11/23	1032	2460567	2
Rad Radium-226													
Lucas Cell, Ra226, Liquid "As Received"													
Radium-226		1.61	+/-0.663	0.592	1.00	pCi/L			LXP1	08/11/23	0849	2460555	3

The following Analytical Methods were performed:

Method	Description	Analyst Comments
1	EPA 904.0/SW846 9320 Modified	
2	Calculation	
3	EPA 903.1 Modified	

Surrogate/Tracer Recovery	Test	Result	Nominal	Recovery%	Acceptable Limits
Barium-133 Tracer	GFPC, Ra228, Liquid "As Received"			68	(15%-125%)

Notes:
Counting Uncertainty is calculated at the 95% confidence level (1.96-sigma).

Column headers are defined as follows:

DF: Dilution Factor	Lc/LC: Critical Level
DL: Detection Limit	PF: Prep Factor
MDA: Minimum Detectable Activity	RL: Reporting Limit
MDC: Minimum Detectable Concentration	SQL: Sample Quantitation Limit

GEL LABORATORIES LLC
2040 Savage Road Charleston SC 29407 - (843) 556-8171 - www.gel.com

Certificate of Analysis

Report Date: August 11, 2023

Company :	Santee Cooper
Address :	P.O. Box 2946101 OCO3 Moncks Corner, South Carolina 29461
Contact:	Ms. Jeanette Gilmetti
Project:	ABS Lab Analytical

Client Sample ID:	AF68734	Project:	SOOP00119
Sample ID:	629286007	Client ID:	SOOP001
Matrix:	GW		
Collect Date:	10-JUL-23 14:15		
Receive Date:	14-JUL-23		
Collector:	Client		

Parameter	Qualifier	Result	Uncertainty	MDC	RL	Units	PF	DF	Analyst	Date	Time	Batch	Method
Rad Gas Flow Proportional Counting													
GFPC, Ra228, Liquid "As Received"													
Radium-228	U	1.00	+/-1.01	1.66	3.00	pCi/L			JE1	08/10/23	0842	2472078	1
Radium-226+Radium-228 Calculation "See Parent Products"													
Radium-226+228 Sum		2.38	+/-1.15			pCi/L		1	NXL1	08/11/23	1032	2460567	2
Rad Radium-226													
Lucas Cell, Ra226, Liquid "As Received"													
Radium-226		1.38	+/-0.544	0.546	1.00	pCi/L			LXP1	08/11/23	0849	2460555	3

The following Analytical Methods were performed:

Method	Description	Analyst Comments
1	EPA 904.0/SW846 9320 Modified	
2	Calculation	
3	EPA 903.1 Modified	

Surrogate/Tracer Recovery	Test	Result	Nominal	Recovery%	Acceptable Limits
Barium-133 Tracer	GFPC, Ra228, Liquid "As Received"			68.5	(15%-125%)

Notes:
Counting Uncertainty is calculated at the 95% confidence level (1.96-sigma).

Column headers are defined as follows:

DF: Dilution Factor	Lc/LC: Critical Level
DL: Detection Limit	PF: Prep Factor
MDA: Minimum Detectable Activity	RL: Reporting Limit
MDC: Minimum Detectable Concentration	SQL: Sample Quantitation Limit

GEL LABORATORIES LLC
2040 Savage Road Charleston SC 29407 - (843) 556-8171 - www.gel.com

Certificate of Analysis

Report Date: August 11, 2023

Company :	Santee Cooper
Address :	P.O. Box 2946101 OCO3 Moncks Corner, South Carolina 29461
Contact:	Ms. Jeanette Gilmetti
Project:	ABS Lab Analytical

Client Sample ID:	AF68740	Project:	SOOP00119
Sample ID:	629286008	Client ID:	SOOP001
Matrix:	GW		
Collect Date:	12-JUL-23 11:01		
Receive Date:	14-JUL-23		
Collector:	Client		

Parameter	Qualifier	Result	Uncertainty	MDC	RL	Units	PF	DF	Analyst	Date	Time	Batch	Method
Rad Gas Flow Proportional Counting													
GFPC, Ra228, Liquid "As Received"													
Radium-228	U	0.589	+/-1.25	2.22	3.00	pCi/L			JE1	08/10/23	0842	2472078	1
Radium-226+Radium-228 Calculation "See Parent Products"													
Radium-226+228 Sum		2.99	+/-1.40			pCi/L		1	NXL1	08/11/23	1032	2460567	2
Rad Radium-226													
Lucas Cell, Ra226, Liquid "As Received"													
Radium-226		2.40	+/-0.623	0.312	1.00	pCi/L			LXP1	08/11/23	0849	2460555	3

The following Analytical Methods were performed:

Method	Description	Analyst Comments
1	EPA 904.0/SW846 9320 Modified	
2	Calculation	
3	EPA 903.1 Modified	

Surrogate/Tracer Recovery	Test	Result	Nominal	Recovery%	Acceptable Limits
Barium-133 Tracer	GFPC, Ra228, Liquid "As Received"			64.8	(15%-125%)

Notes:
Counting Uncertainty is calculated at the 95% confidence level (1.96-sigma).

Column headers are defined as follows:

DF: Dilution Factor	Lc/LC: Critical Level
DL: Detection Limit	PF: Prep Factor
MDA: Minimum Detectable Activity	RL: Reporting Limit
MDC: Minimum Detectable Concentration	SQL: Sample Quantitation Limit

GEL LABORATORIES LLC
2040 Savage Road Charleston SC 29407 - (843) 556-8171 - www.gel.com

Certificate of Analysis

Report Date: August 11, 2023

Company :	Santee Cooper
Address :	P.O. Box 2946101 OCO3 Moncks Corner, South Carolina 29461
Contact:	Ms. Jeanette Gilmetti
Project:	ABS Lab Analytical

Client Sample ID:	AF68743	Project:	SOOP00119
Sample ID:	629286009	Client ID:	SOOP001
Matrix:	GW		
Collect Date:	12-JUL-23 13:23		
Receive Date:	14-JUL-23		
Collector:	Client		

Parameter	Qualifier	Result	Uncertainty	MDC	RL	Units	PF	DF	Analyst	Date	Time	Batch	Method
Rad Gas Flow Proportional Counting													
GFPC, Ra228, Liquid "As Received"													
Radium-228	U	0.685	+/-1.18	2.05	3.00	pCi/L			JE1	08/10/23	0842	2472078	1
Radium-226+Radium-228 Calculation "See Parent Products"													
Radium-226+228 Sum		3.51	+/-1.39			pCi/L		1	NXL1	08/11/23	1032	2460567	2
Rad Radium-226													
Lucas Cell, Ra226, Liquid "As Received"													
Radium-226		2.82	+/-0.733	0.542	1.00	pCi/L			LXP1	08/11/23	0849	2460555	3

The following Analytical Methods were performed:

Method	Description	Analyst Comments
1	EPA 904.0/SW846 9320 Modified	
2	Calculation	
3	EPA 903.1 Modified	

Surrogate/Tracer Recovery	Test	Result	Nominal	Recovery%	Acceptable Limits
Barium-133 Tracer	GFPC, Ra228, Liquid "As Received"			72.2	(15%-125%)

Notes:
Counting Uncertainty is calculated at the 95% confidence level (1.96-sigma).

Column headers are defined as follows:

DF: Dilution Factor	Lc/LC: Critical Level
DL: Detection Limit	PF: Prep Factor
MDA: Minimum Detectable Activity	RL: Reporting Limit
MDC: Minimum Detectable Concentration	SQL: Sample Quantitation Limit

GEL LABORATORIES LLC
2040 Savage Road Charleston SC 29407 - (843) 556-8171 - www.gel.com

Certificate of Analysis

Report Date: August 11, 2023

Company :	Santee Cooper
Address :	P.O. Box 2946101 OCO3 Moncks Corner, South Carolina 29461
Contact:	Ms. Jeanette Gilmetti
Project:	ABS Lab Analytical

Client Sample ID:	AF68744	Project:	SOOP00119
Sample ID:	629286010	Client ID:	SOOP001
Matrix:	GW		
Collect Date:	12-JUL-23 13:28		
Receive Date:	14-JUL-23		
Collector:	Client		

Parameter	Qualifier	Result	Uncertainty	MDC	RL	Units	PF	DF	Analyst	Date	Time	Batch	Method
Rad Gas Flow Proportional Counting													
GFPC, Ra228, Liquid "As Received"													
Radium-228	U	0.0630	+/-0.807	1.56	3.00	pCi/L			JE1	08/10/23	0842	2472078	1
Radium-226+Radium-228 Calculation "See Parent Products"													
Radium-226+228 Sum		1.35	+/-0.976			pCi/L		1	NXL1	08/11/23	1032	2460567	2
Rad Radium-226													
Lucas Cell, Ra226, Liquid "As Received"													
Radium-226		1.29	+/-0.549	0.548	1.00	pCi/L			LXP1	08/11/23	0849	2460555	3

The following Analytical Methods were performed:

Method	Description	Analyst Comments
1	EPA 904.0/SW846 9320 Modified	
2	Calculation	
3	EPA 903.1 Modified	

Surrogate/Tracer Recovery	Test	Result	Nominal	Recovery%	Acceptable Limits
Barium-133 Tracer	GFPC, Ra228, Liquid "As Received"			69.1	(15%-125%)

Notes:
Counting Uncertainty is calculated at the 95% confidence level (1.96-sigma).

Column headers are defined as follows:

DF: Dilution Factor	Lc/LC: Critical Level
DL: Detection Limit	PF: Prep Factor
MDA: Minimum Detectable Activity	RL: Reporting Limit
MDC: Minimum Detectable Concentration	SQL: Sample Quantitation Limit

GEL LABORATORIES LLC
2040 Savage Road Charleston SC 29407 - (843) 556-8171 - www.gel.com

Certificate of Analysis

Report Date: August 11, 2023

Company :	Santee Cooper
Address :	P.O. Box 2946101 OCO3 Moncks Corner, South Carolina 29461
Contact:	Ms. Jeanette Gilmetti
Project:	ABS Lab Analytical

Client Sample ID:	AF68738	Project:	SOOP00119
Sample ID:	629286011	Client ID:	SOOP001
Matrix:	GW		
Collect Date:	12-JUL-23 12:28		
Receive Date:	14-JUL-23		
Collector:	Client		

Parameter	Qualifier	Result	Uncertainty	MDC	RL	Units	PF	DF	Analyst	Date	Time	Batch	Method
Rad Gas Flow Proportional Counting													
GFPC, Ra228, Liquid "As Received"													
Radium-228	U	0.925	+/-1.25	2.13	3.00	pCi/L			JE1	08/10/23	0842	2472078	1
Radium-226+Radium-228 Calculation "See Parent Products"													
Radium-226+228 Sum		1.75	+/-1.34			pCi/L		1	NXL1	08/11/23	1032	2460567	2
Rad Radium-226													
Lucas Cell, Ra226, Liquid "As Received"													
Radium-226		0.823	+/-0.494	0.633	1.00	pCi/L			LXP1	08/11/23	0921	2460555	3

The following Analytical Methods were performed:

Method	Description	Analyst Comments
1	EPA 904.0/SW846 9320 Modified	
2	Calculation	
3	EPA 903.1 Modified	

Surrogate/Tracer Recovery	Test	Result	Nominal	Recovery%	Acceptable Limits
Barium-133 Tracer	GFPC, Ra228, Liquid "As Received"			69.2	(15%-125%)

Notes:
Counting Uncertainty is calculated at the 95% confidence level (1.96-sigma).

Column headers are defined as follows:

DF: Dilution Factor	Lc/LC: Critical Level
DL: Detection Limit	PF: Prep Factor
MDA: Minimum Detectable Activity	RL: Reporting Limit
MDC: Minimum Detectable Concentration	SQL: Sample Quantitation Limit

GEL LABORATORIES LLC
2040 Savage Road Charleston SC 29407 - (843) 556-8171 - www.gel.com

Certificate of Analysis

Report Date: August 11, 2023

Company :	Santee Cooper
Address :	P.O. Box 2946101 OCO3 Moncks Corner, South Carolina 29461
Contact:	Ms. Jeanette Gilmetti
Project:	ABS Lab Analytical

Client Sample ID:	AF68732	Project:	SOOP00119
Sample ID:	629286012	Client ID:	SOOP001
Matrix:	GW		
Collect Date:	12-JUL-23 14:32		
Receive Date:	14-JUL-23		
Collector:	Client		

Parameter	Qualifier	Result	Uncertainty	MDC	RL	Units	PF	DF	Analyst	Date	Time	Batch	Method
Rad Gas Flow Proportional Counting													
GFPC, Ra228, Liquid "As Received"													
Radium-228	U	1.24	+/-1.50	2.54	3.00	pCi/L			JE1	08/10/23	1038	2472078	1
Radium-226+Radium-228 Calculation "See Parent Products"													
Radium-226+228 Sum		3.96	+/-1.68			pCi/L		1	NXL1	08/11/23	1032	2460567	2
Rad Radium-226													
Lucas Cell, Ra226, Liquid "As Received"													
Radium-226		2.72	+/-0.746	0.393	1.00	pCi/L			LXP1	08/11/23	0921	2460555	3

The following Analytical Methods were performed:

Method	Description	Analyst Comments
1	EPA 904.0/SW846 9320 Modified	
2	Calculation	
3	EPA 903.1 Modified	

Surrogate/Tracer Recovery	Test	Result	Nominal	Recovery%	Acceptable Limits
Barium-133 Tracer	GFPC, Ra228, Liquid "As Received"			71.1	(15%-125%)

Notes:
Counting Uncertainty is calculated at the 95% confidence level (1.96-sigma).

Column headers are defined as follows:

DF: Dilution Factor	Lc/LC: Critical Level
DL: Detection Limit	PF: Prep Factor
MDA: Minimum Detectable Activity	RL: Reporting Limit
MDC: Minimum Detectable Concentration	SQL: Sample Quantitation Limit

GEL LABORATORIES LLC
2040 Savage Road Charleston SC 29407 - (843) 556-8171 - www.gel.com

Certificate of Analysis

Report Date: August 11, 2023

Company :	Santee Cooper
Address :	P.O. Box 2946101 OCO3 Moncks Corner, South Carolina 29461
Contact:	Ms. Jeanette Gilmetti
Project:	ABS Lab Analytical

Client Sample ID:	AF68741	Project:	SOOP00119
Sample ID:	629286013	Client ID:	SOOP001
Matrix:	GW		
Collect Date:	11-JUL-23 12:51		
Receive Date:	14-JUL-23		
Collector:	Client		

Parameter	Qualifier	Result	Uncertainty	MDC	RL	Units	PF	DF	Analyst	Date	Time	Batch	Method
Rad Gas Flow Proportional Counting													
GFPC, Ra228, Liquid "As Received"													
Radium-228	U	0.845	+/-0.937	1.56	3.00	pCi/L			JE1	08/10/23	0843	2472078	1
Radium-226+Radium-228 Calculation "See Parent Products"													
Radium-226+228 Sum		1.64	+/-1.02			pCi/L		1	NXL1	08/11/23	1032	2460567	2
Rad Radium-226													
Lucas Cell, Ra226, Liquid "As Received"													
Radium-226		0.794	+/-0.405	0.422	1.00	pCi/L			LXP1	08/11/23	0921	2460555	3

The following Analytical Methods were performed:

Method	Description	Analyst Comments
1	EPA 904.0/SW846 9320 Modified	
2	Calculation	
3	EPA 903.1 Modified	

Surrogate/Tracer Recovery	Test	Result	Nominal	Recovery%	Acceptable Limits
Barium-133 Tracer	GFPC, Ra228, Liquid "As Received"			63.5	(15%-125%)

Notes:
Counting Uncertainty is calculated at the 95% confidence level (1.96-sigma).

Column headers are defined as follows:

DF: Dilution Factor	Lc/LC: Critical Level
DL: Detection Limit	PF: Prep Factor
MDA: Minimum Detectable Activity	RL: Reporting Limit
MDC: Minimum Detectable Concentration	SQL: Sample Quantitation Limit

GEL LABORATORIES LLC
2040 Savage Road Charleston SC 29407 - (843) 556-8171 - www.gel.com

Certificate of Analysis

Report Date: August 11, 2023

Company :	Santee Cooper
Address :	P.O. Box 2946101 OCO3 Moncks Corner, South Carolina 29461
Contact:	Ms. Jeanette Gilmetti
Project:	ABS Lab Analytical

Client Sample ID:	AF68745	Project:	SOOP00119
Sample ID:	629286014	Client ID:	SOOP001
Matrix:	GW		
Collect Date:	11-JUL-23 15:21		
Receive Date:	14-JUL-23		
Collector:	Client		

Parameter	Qualifier	Result	Uncertainty	MDC	RL	Units	PF	DF	Analyst	Date	Time	Batch	Method
Rad Gas Flow Proportional Counting													
GFPC, Ra228, Liquid "As Received"													
Radium-228	U	0.768	+/-0.851	1.42	3.00	pCi/L			JE1	08/10/23	0843	2472078	1
Radium-226+Radium-228 Calculation "See Parent Products"													
Radium-226+228 Sum		1.41	+/-0.959			pCi/L		1	NXL1	08/11/23	1032	2460567	2
Rad Radium-226													
Lucas Cell, Ra226, Liquid "As Received"													
Radium-226		0.638	+/-0.442	0.588	1.00	pCi/L			LXP1	08/11/23	0921	2460555	3

The following Analytical Methods were performed:

Method	Description	Analyst Comments
1	EPA 904.0/SW846 9320 Modified	
2	Calculation	
3	EPA 903.1 Modified	

Surrogate/Tracer Recovery	Test	Result	Nominal	Recovery%	Acceptable Limits
Barium-133 Tracer	GFPC, Ra228, Liquid "As Received"			72.8	(15%-125%)

Notes:
Counting Uncertainty is calculated at the 95% confidence level (1.96-sigma).

Column headers are defined as follows:

DF: Dilution Factor	Lc/LC: Critical Level
DL: Detection Limit	PF: Prep Factor
MDA: Minimum Detectable Activity	RL: Reporting Limit
MDC: Minimum Detectable Concentration	SQL: Sample Quantitation Limit

QC Summary

Report Date: August 11, 2023

Santee Cooper
P.O. Box 2946101
OCO3
Moncks Corner, South Carolina

Contact: **Ms. Jeanette Gilmetti**

Workorder: **629286**

Parmname	NOM	Sample	Qual	QC	Units	RPD%	REC%	Range	Anlst	Date Time
Rad Gas Flow										
Batch 2472078										
QC1205480715 629286001 DUP										
Radium-228		3.22		1.58	pCi/L	68.4		(0% - 100%)	JE1	08/10/23 08:43
	Uncertainty	+/-1.48		+/-1.02						
QC1205480716 LCS										
Radium-228	80.5			89.3	pCi/L		111	(75%-125%)		08/10/23 08:43
	Uncertainty			+/-5.27						
QC1205480714 MB										
Radium-228			U	0.162	pCi/L					08/10/23 08:43
	Uncertainty			+/-0.894						
Rad Ra-226										
Batch 2460555										
QC1205460757 629286001 DUP										
Radium-226		2.72		1.82	pCi/L	39.5*		(0%-20%)	LXP1	08/11/23 09:21
	Uncertainty	+/-0.749		+/-0.601						
QC1205460759 LCS										
Radium-226	26.3			28.2	pCi/L		107	(75%-125%)		08/11/23 09:21
	Uncertainty			+/-2.27						
QC1205460756 MB										
Radium-226			U	0.261	pCi/L					08/11/23 09:21
	Uncertainty			+/-0.295						
QC1205460758 629286001 MS										
Radium-226	131	2.72		126	pCi/L		93.9	(75%-125%)		08/11/23 09:21
	Uncertainty	+/-0.749		+/-10.6						

Notes:

Counting Uncertainty is calculated at the 95% confidence level (1.96-sigma).

The Qualifiers in this report are defined as follows:

- U Analyte was analyzed for, but not detected above the MDL, MDA, MDC or LOD.
- J Value is estimated
- X Consult Case Narrative, Data Summary package, or Project Manager concerning this qualifier
- H Analytical holding time was exceeded
- < Result is less than value reported

QC Summary

Workorder: **629286**

Parmname	NOM	Sample	Qual	QC	Units	RPD%	REC%	Range	Anlst	Date	Time

>	Result is greater than value reported
UI	Gamma Spectroscopy--Uncertain identification
BD	Results are either below the MDC or tracer recovery is low
h	Preparation or preservation holding time was exceeded
R	Sample results are rejected
^	RPD of sample and duplicate evaluated using +/-RL. Concentrations are <5X the RL. Qualifier Not Applicable for Radiochemistry.
N/A	RPD or %Recovery limits do not apply.
ND	Analyte concentration is not detected above the detection limit
M	M if above MDC and less than LLD
NJ	Consult Case Narrative, Data Summary package, or Project Manager concerning this qualifier
FA	Failed analysis.
UJ	Gamma Spectroscopy--Uncertain identification
Q	One or more quality control criteria have not been met. Refer to the applicable narrative or DER.
K	Analyte present. Reported value may be biased high. Actual value is expected to be lower.
UL	Not considered detected. The associated number is the reported concentration, which may be inaccurate due to a low bias.
L	Analyte present. Reported value may be biased low. Actual value is expected to be higher.
N1	See case narrative
Y	Other specific qualifiers were required to properly define the results. Consult case narrative.
**	Analyte is a Tracer compound
M	REMP Result > MDC/CL and < RDL
J	See case narrative for an explanation

N/A indicates that spike recovery limits do not apply when sample concentration exceeds spike conc. by a factor of 4 or more or %RPD not applicable.
^ The Relative Percent Difference (RPD) obtained from the sample duplicate (DUP) is evaluated against the acceptance criteria when the sample is greater than five times (5X) the contract required detection limit (RL). In cases where either the sample or duplicate value is less than 5X the RL, a control limit of +/- the RL is used to evaluate the DUP result.
* Indicates that a Quality Control parameter was not within specifications.
For PS, PSD, and SDILT results, the values listed are the measured amounts, not final concentrations.

Where the analytical method has been performed under NELAP certification, the analysis has met all of the requirements of the NELAC standard unless qualified on the QC Summary.

Radiochemistry
Technical Case Narrative
Santee Cooper
SDG #: 629286

Product: **GFPC, Ra228, Liquid**
Analytical Method: EPA 904.0/SW846 9320 Modified
Analytical Procedure: GL-RAD-A-063 REV# 5
Analytical Batch: 2472078

The following samples were analyzed using the above methods and analytical procedure(s).

GEL Sample ID#	Client Sample Identification
629286001	AF68757
629286002	AF68749
629286003	AF68751
629286004	AF68750
629286005	AF68755
629286006	AF68733
629286007	AF68734
629286008	AF68740
629286009	AF68743
629286010	AF68744
629286011	AF68738
629286012	AF68732
629286013	AF68741
629286014	AF68745
1205480714	Method Blank (MB)
1205480715	629286001(AF68757) Sample Duplicate (DUP)
1205480716	Laboratory Control Sample (LCS)

The samples in this SDG were analyzed on an "as received" basis.

Data Summary:

All sample data provided in this report met the acceptance criteria specified in the analytical methods and procedures for initial calibration, continuing calibration, instrument controls and process controls where applicable, with the following exceptions.

Preparation Information

Homogenous Matrix
Samples 629286004 (AF68750), 629286006 (AF68733), 629286007 (AF68734), 629286011 (AF68738) and 629286012 (AF68732) were non-homogenous matrix. sample 12 is brown the others are a light yellow 629286004 (AF68750), 629286006 (AF68733), 629286007 (AF68734), 629286011 (AF68738) and 629286012 (AF68732).

Technical Information

Sample Re-prep/Re-analysis
Samples were reprepped due to high blank activity. The re-analysis is being reported.

Recounts

Samples were re-eluted and recounted to verify sample results. The recounts are reported.

Product: **Lucas Cell, Ra226, Liquid**
Analytical Method: EPA 903.1 Modified
Analytical Procedure: GL-RAD-A-008 REV# 15
Analytical Batch: 2460555

The following samples were analyzed using the above methods and analytical procedure(s).

GEL Sample ID#	Client Sample Identification
629286001	AF68757
629286002	AF68749
629286003	AF68751
629286004	AF68750
629286005	AF68755
629286006	AF68733
629286007	AF68734
629286008	AF68740
629286009	AF68743
629286010	AF68744
629286011	AF68738
629286012	AF68732
629286013	AF68741
629286014	AF68745
1205460756	Method Blank (MB)
1205460757	629286001(AF68757) Sample Duplicate (DUP)
1205460758	629286001(AF68757) Matrix Spike (MS)
1205460759	Laboratory Control Sample (LCS)

The samples in this SDG were analyzed on an "as received" basis.

Data Summary:

All sample data provided in this report met the acceptance criteria specified in the analytical methods and procedures for initial calibration, continuing calibration, instrument controls and process controls where applicable, with the following exceptions.

Quality Control (QC) Information

Duplication Criteria between QC Sample and Duplicate Sample
The Sample and the Duplicate, (See Below), did not meet the relative percent difference requirement; however, they do meet the relative error ratio requirement with the value listed below.

Sample	Analyte	Value
1205460757 (AF68757DUP)	Radium-226	RPD 39.5* (0.00%-20.00%) RER 1.5 (0-3)

Miscellaneous Information

Additional Comments
The matrix spike, 1205460758 (AF68757MS), aliquot was reduced to conserve sample volume.

Certification Statement

Where the analytical method has been performed under NELAP certification, the analysis has met all of the requirements of the NELAC standard unless otherwise noted in the analytical case narrative.

Contract Lab Info: GEL Contract Lab Due Date (Lab Only): 8 / 14 / 22 Send report to lcwillia@santeecooper.com & sjbrown@santeecooper.com

Chain of Custody 629286

santee cooper
Santee Cooper
One Riverwood Drive
Moncks Corner, SC 29461
Phone: (843)761-8000 Ext. 5148
Fax: (843)761-4175

Customer Email/Report Recipient: LCWILLIA @santeecooper.com

Date Results Needed by: ___/___/___

Project/Task/Unit #: 125915 / JM02.08.G01.1 / 36500

Rerun request for any flagged QC (Yes) No

Analysis Group

Labworks ID # (Internal use only)	Sample Location/ Description	Collection Date	Collection Time	Sample Collector	Total # of containers	Bottle type: (Glass-G/Plastic-P)	Grab (G) or Composite (C)	Matrix(see below)	Preservative (see below)	Comments • Method # • Reporting limit • Misc. sample info • Any other notes	RAD 226	RAD 228	TOTAL RAD CALC	
AF68757	WLF-A2-2	7/11/23	0951	WJK ML	2	P	G	GW	2		1	1	X	
AF68749	WBW-A1-1	〃	1052	〃	〃	〃	〃	〃	〃		〃	〃	〃	
AF68751	WLF-A1-2	7/10/23	1000	〃	〃	〃	〃	〃	〃		〃	〃	〃	
AF68750	WLF-A1-1	〃	1118	〃	〃	〃	〃	〃	〃		〃	〃	〃	
AF68755	WLF-A1-5	〃	1259	〃	〃	〃	〃	〃	〃		〃	〃	〃	
AF68733	WAP-17	〃	1410	〃	〃	〃	〃	〃	〃		〃	〃	〃	
AF68734	WAP-17 DUP	〃	1415	〃	〃	〃	〃	〃	〃		〃	〃	〃	

Relinquished by:	Employee#	Date	Time	Received by:	Employee #	Date	Time
SJBrown	35594	7/14/23	0859		GEL	7/14/23	0859
Relinquished by:	Employee#	Date	Time	Received by:	Employee #	Date	Time
	EEL	7.14.23	1455		GEL	7/14/23	1455
Relinquished by:	Employee#	Date	Time	Received by:	Employee #	Date	Time

Sample Receiving (Internal Use Only)
TEMP (°C):_____ Initial:_____
Correct pH: Yes No
Preservative Lot#:
Date/Time/Init for preservative:

☐ METALS (all)

☐ Ag	☐ Cu	☐ Sb
☐ Al	☐ Fe	☐ Se
☐ As	☐ K	☐ Sn
☐ B	☐ Li	☐ Sr
☐ Ba	☐ Mg	☐ Ti
☐ Be	☐ Mn	☐ Tl
☐ Ca	☐ Mo	☐ V
☐ Cd	☐ Na	☐ Zn
☐ Co	☐ Ni	☐ Hg
☐ Cr	☐ Pb	☐ CrVI

Nutrients
☐ TOC
☐ DOC
☐ TP/TPO4
☐ NH3-N
☐ F
☐ Cl
☐ NO2
☐ Br
☐ NO3
☐ SO4

MISC.
☐ BTEX
☐ Naphthalene
☐ THM/HAA
☐ VOC
☐ Oil & Grease
☐ E. Coli
☐ Total Coliform
☐ pH
☐ Dissolved As
☐ Dissolved Fe
☐ Rad 226
☐ Rad 228
☐ PCB

Gypsum
☐ Wallboard Gypsum(*all below*)
☐ AIM
☐ TOC
☐ Total metals
☐ Soluble Metals
☐ Purity (CaSO4)
☐ % Moisture
☐ Sulfites
☐ pH
☐ Chlorides
☐ Particle Size
☐ Sulfur

Coal
☐ Ultimate
☐ % Moisture
☐ Ash
☐ Sulfur
☐ BTUs
☐ Volatile Matter
☐ CHN
Other Tests:
☐ XRF Scan
☐ HGI
☐ Fineness
☐ Particulate Matter

Flyash
☐ Ammonia
☐ LOI
☐ % Carbon
☐ Mineral Analysis
☐ Sieve
☐ % Moisture

NPDES
☐ Oil & Grease
☐ As
☐ TSS

Oil
☐ Trans. Oil Qual.
☐ %Moisture
☐ Color
☐ Acidity
☐ Dielectric Strength
☐ IFT
☐ Dissolved Gases
☐ Used Oil
☐ Flashpoint
☐ Metals in oil (As,Cd,Cr,Ni,Pb Hg)
☐ TX
☐ GOFER

Matrix codes: GW-groundwater, DW-drinking water, SW-surface water, WW-waste water, BW-boiler water, L-limestone, Oil-oil, S-Soil, SL-solid, C-coal, G-gypsum, FA-flyash, BA-bottom ash, M-misc (describe in comment section)
Preservative codes: 0=None 1=NaOH 2=HNO_3 3=H_2SO_4 4-HCl 5=$Na_2S_2O_3$ 6-Other (Specify)

Contract Lab Info: GEL Contract Lab Due Date (Lab Only): 8 / 14 / 22 Send report to lcwillia@santeecooper.com & sjbrown@santeecooper.com

Chain of Custody

santee cooper
Santee Cooper
One Riverwood Drive
Moncks Corner, SC 29461
Phone: (843)761-8000 Ext. 5148
Fax: (843)761-4175

Customer Email/Report Recipient: LCWILLIA @santeecooper.com

Date Results Needed by: ___/___/___

Project/Task/Unit #: 125915 / JM02.09.G01.1 / 36500

Rerun request for any flagged QC (Yes) No

Analysis Group

Labworks ID # (Internal use only)	Sample Location/ Description	Collection Date	Collection Time	Sample Collector	Total # of containers	Bottle type: (Glass-G/Plastic-P)	Grab (G) or Composite (C)	Matrix(see below)	Preservative (see below)	Comments • Method # • Reporting limit • Misc. sample info • Any other notes	RAD 226	RAD 228	TOTAL RAD CALC.	
AF68740	WAP-23	7/12/23	1101	WJK ML	2	P	G	GW	2		1	1	X	
AF68743	WAP-26	"	1323	"	"	"	"	"	"		"	"	"	
AF68744	WAP-26 DUP	"	1328	"	"	"	"	"	"		"	"		
AF68738	WAP-21	"	1228	"	"	"	"	"	"		"	"	"	
AF68732	WAP-16	"	1432	"	"	"	"	"	"		"	"	"	
AF68741	WAP-24	7/11/23	1251	"	"	"	"	"	"		"	"	"	
AF68745	WAP-27	"	1521	"	"	"	"	"	"		"	"	"	

Relinquished by:	Employee#	Date	Time	Received by:	Employee #	Date	Time
SJBrown	35594	7/14/23	0859		GEL	7/14/23	0859
Relinquished by:	Employee#	Date	Time	Received by:	Employee #	Date	Time
	GEL	7.14.23	1455		GEL	7/14/23	1955
Relinquished by:	Employee#	Date	Time	Received by:	Employee #	Date	Time

Sample Receiving (Internal Use Only)
TEMP (°C):_____ **Initial:**_____
Correct pH: Yes No
Preservative Lot#:
Date/Time/Init for preservative:

☐ **METALS (all)**

☐ Ag	☐ Cu	☐ Sb
☐ Al	☐ Fe	☐ Se
☐ As	☐ K	☐ Sn
☐ B	☐ Li	☐ Sr
☐ Ba	☐ Mg	☐ Ti
☐ Be	☐ Mn	☐ Tl
☐ Ca	☐ Mo	☐ V
☐ Cd	☐ Na	☐ Zn
☐ Co	☐ Ni	☐ Hg
☐ Cr	☐ Pb	☐ CrVI

Nutrients
☐ TOC
☐ DOC
☐ TP/TPO4
☐ NH3-N
☐ F
☐ Cl
☐ NO2
☐ Br
☐ NO3
☐ SO4

MISC.
☐ BTEX
☐ Naphthalene
☐ THM/HAA
☐ VOC
☐ Oil & Grease
☐ E. Coli
☐ Total Coliform
☐ pH
☐ Dissolved As
☐ Dissolved Fe
☐ Rad 226
☐ Rad 228
☐ PCB

Gypsum
☐ **Wallboard Gypsum(*all below*)**
☐ AIM
☐ TOC
☐ Total metals
☐ Soluble Metals
☐ Purity (CaSO4)
☐ % Moisture
☐ Sulfites
☐ pH
☐ Chlorides
☐ Particle Size
☐ Sulfur

Coal
☐ **Ultimate**
☐ % Moisture
☐ Ash
☐ Sulfur
☐ BTUs
☐ Volatile Matter
☐ CHN
Other Tests:
☐ XRF Scan
☐ HGI
☐ Fineness
☐ Particulate Matter

Flyash
☐ Ammonia
☐ LOI
☐ % Carbon
☐ Mineral Analysis
☐ Sieve
☐ % Moisture

NPDES
☐ Oil & Grease
☐ As
☐ TSS

Oil
☐ **Trans. Oil Qual.**
☐ %Moisture
☐ Color
☐ Acidity
☐ Dielectric Strength
☐ IFT
☐ Dissolved Gases
☐ **Used Oil**
☐ Flashpoint
☐ Metals in oil (As,Cd,Cr,Ni,Pb Hg)
☐ TX
☐ **GOFER**

Matrix codes: GW-groundwater, DW-drinking water, SW-surface water, WW-waste water, BW-boiler water, L-limestone, Oil-oil, S-Soil, SL-solid, C-coal, G-gypsum, FA-flyash, BA-bottom ash, M-misc (describe in comment section)
Preservative codes: 1=Cool 4°C 2=HNO_3 3=H_2SO_4 4-HCl 5=$Na_2S_2O_3$ 6-Other (Specify)

GEL Laboratories LLC

SAMPLE RECEIPT & REVIEW FORM

Client: SOOP	SDG/AR/COC/Work Order: 629286
Received By: QG	Date Received: 7/14/23
Carrier and Tracking Number	Circle Applicable: FedEx Express FedEx Ground UPS Field Services Courier Other n/a

Suspected Hazard Information	Yes	No	
			*If Net Counts > 100cpm on samples not marked "radioactive", contact the Radiation Safety Group for further investigation.
A)Shipped as a DOT Hazardous?		✓	Hazard Class Shipped: UN#: If UN2910, Is the Radioactive Shipment Survey Compliant? Yes___ No___
B) Did the client designate the samples are to be received as radioactive?		✓	COC notation or radioactive stickers on containers equal client designation.
C) Did the RSO classify the samples as radioactive?		✓	Maximum Net Counts Observed* (Observed Counts - Area Background Counts): 80 CPM / mR/Hr Classified as: Rad 1 Rad 2 Rad 3
D) Did the client designate samples are hazardous?		✓	COC notation or hazard labels on containers equal client designation.
E) Did the RSO identify possible hazards?		✓	If D or E is yes, select Hazards below. PCB's Flammable Foreign Soil RCRA Asbestos Beryllium Other:

	Sample Receipt Criteria	Yes	NA	No	Comments/Qualifiers (Required for Non-Conforming Items)
1	Shipping containers received intact and sealed?	✓			Circle Applicable: Seals broken Damaged container Leaking container Other (describe)
2	Chain of custody documents included with shipment?	✓			Circle Applicable: Client contacted and provided COC COC created upon receipt
3	Samples requiring cold preservation within (0 ≤ 6 deg. C)?*	✓			Preservation Method: Wet Ice Ice Packs Dry ice None Other: *all temperatures are recorded in Celsius TEMP: 3 °C
4	Daily check performed and passed on IR temperature gun?	✓			Temperature Device Serial #: IR4-23 Secondary Temperature Device Serial # (If Applicable):
5	Sample containers intact and sealed?	✓			Circle Applicable: Seals broken Damaged container Leaking container Other (describe)
6	Samples requiring chemical preservation at proper pH?	✓			Sample ID's and Containers Affected: If Preservation added, Lot#:
7	Do any samples require Volatile Analysis?			✓	If Yes, are Encores or Soil Kits present for solids? Yes___ No___ NA___(If yes, take to VOA Freezer) Do liquid VOA vials contain acid preservation? Yes___ No___ NA___(If unknown, select No) Are liquid VOA vials free of headspace? Yes___ No___ NA___ Sample ID's and containers affected:
8	Samples received within holding time?	✓			ID's and tests affected:
9	Sample ID's on COC match ID's on bottles?	✓			ID's and containers affected:
10	Date & time on COC match date & time on bottles?	✓			Circle Applicable: No dates on containers No times on containers COC missing info Other (describe)
11	Number of containers received match number indicated on COC?	✓			Circle Applicable: No container count on COC Other (describe)
12	Are sample containers identifiable as GEL provided by use of GEL labels?	✓			
13	COC form is properly signed in relinquished/received sections?	✓			Circle Applicable: Not relinquished Other (describe)

Comments (Use Continuation Form if needed):

PM (or PMA) review: Initials CO Date 7/17/23 Page ____ of ____

GL-CHL-SR-001 Rev 7

List of current GEL Certifications as of 11 August 2023

State	Certification
Alabama	42200
Alaska	17-018
Alaska Drinking Water	SC00012
Arkansas	88-0651
CLIA	42D0904046
California	2940
Colorado	SC00012
Connecticut	PH-0169
DoD ELAP/ ISO17025 A2LA	2567.01
Florida NELAP	E87156
Foreign Soils Permit	P330-15-00283, P330-15-00253
Georgia	SC00012
Georgia SDWA	967
Hawaii	SC00012
Idaho	SC00012
Illinois NELAP	200029
Indiana	C-SC-01
Kansas NELAP	E-10332
Kentucky SDWA	90129
Kentucky Wastewater	90129
Louisiana Drinking Water	LA024
Louisiana NELAP	03046 (AI33904)
Maine	2019020
Maryland	270
Massachusetts	M-SC012
Massachusetts PFAS Approv	Letter
Michigan	9976
Mississippi	SC00012
Nebraska	NE-OS-26-13
Nevada	SC000122023-4
New Hampshire NELAP	2054
New Jersey NELAP	SC002
New Mexico	SC00012
New York NELAP	11501
North Carolina	233
North Carolina SDWA	45709
North Dakota	R-158
Oklahoma	2022-160
Pennsylvania NELAP	68-00485
Puerto Rico	SC00012
S. Carolina Radiochem	10120002
Sanitation Districts of L	9255651
South Carolina Chemistry	10120001
Tennessee	TN 02934
Texas NELAP	T104704235-22-20
Utah NELAP	SC000122022-37
Vermont	VT87156
Virginia NELAP	460202
Washington	C780

eurofins | Environment Testing

1 2 3 4 5 6 7 8 9 10 11 12 13 14

ANALYTICAL REPORT

PREPARED FOR

Attn: Linda Williams
South Carolina Public Service Authority
Santee Cooper
PO BOX 2946101
Moncks Corner, South Carolina 29461-2901

Generated 9/13/2023 6:37:26 PM Revision 1

JOB DESCRIPTION

125915/JM02.09.G01.1/36500

JOB NUMBER

680-239668-1

Eurofins Savannah
5102 LaRoche Avenue
Savannah GA 31404

See page two for job notes and contact information.

myEOL

Job Notes

This report may not be reproduced except in full, and with written approval from the laboratory. The results relate only to the samples tested. For questions please contact the Project Manager at the e-mail address or telephone number listed on this page.

The test results in this report relate only to the samples as received by the laboratory and will meet all requirements of the methodology, with any exceptions noted. This report shall not be reproduced except in full, without the express written approval of the laboratory. All questions should be directed to the Eurofins Environment Testing Southeast, LLC Project Manager.

Authorization



Generated
9/13/2023 6:37:26 PM
Revision 1

Authorized for release by
Jerry Lanier, Project Manager I
Jerry.Lanier@et.eurofinsus.com
(912)250-0281

Table of Contents

Cover Page 1
Table of Contents 3
Case Narrative 4
Sample Summary 5
Method Summary 6
Definitions 7
Detection Summary 8
Client Sample Results 9
QC Sample Results 13
QC Association 14
Chronicle 15
Chain of Custody 16
Receipt Checklists 18
Certification Summary 19

Job ID: 680-239668-1

Laboratory: Eurofins Savannah

Narrative

Job Narrative
680-239668-1

REVISION

The report being provided is a revision of the original report sent on 9/1/2023. The report (revision 1) is being revised due to Client needs mercury re-run due to failing CCV..

Receipt
The samples were received on 8/30/2023 9:10 AM. Unless otherwise noted below, the samples arrived in good condition, and, where required, properly preserved and on ice. The temperature of the cooler at receipt time was 22.7°C

Metals
No additional analytical or quality issues were noted, other than those described above or in the Definitions/ Glossary page.

Sample Summary

Client: South Carolina Public Service Authority
Project/Site: 125915/JM02.09.G01.1/36500

Job ID: 680-239668-1

Lab Sample ID	Client Sample ID	Matrix	Collected	Received
680-239668-1	AF75783	Water	08/28/23 13:49	08/30/23 09:10
680-239668-2	AF75784	Water	08/28/23 11:09	08/30/23 09:10
680-239668-3	AF75785	Water	08/28/23 11:14	08/30/23 09:10
680-239668-4	AF75786	Water	08/28/23 12:35	08/30/23 09:10

Method Summary

Client: South Carolina Public Service Authority
Project/Site: 125915/JM02.09.G01.1/36500

Job ID: 680-239668-1

Method	Method Description	Protocol	Laboratory
7470A	Mercury (CVAA)	SW846	EET SAV
7470A	Preparation, Mercury	SW846	EET SAV

Protocol References:

SW846 = "Test Methods For Evaluating Solid Waste, Physical/Chemical Methods", Third Edition, November 1986 And Its Updates.

Laboratory References:

EET SAV = Eurofins Savannah, 5102 LaRoche Avenue, Savannah, GA 31404, TEL (912)354-7858

Definitions/Glossary

Client: South Carolina Public Service Authority
Project/Site: 125915/JM02.09.G01.1/36500

Job ID: 680-239668-1

Qualifiers

Metals

Qualifier	Qualifier Description
U	Indicates the analyte was analyzed for but not detected.

Glossary

Abbreviation	These commonly used abbreviations may or may not be present in this report.
¤	Listed under the "D" column to designate that the result is reported on a dry weight basis
%R	Percent Recovery
CFL	Contains Free Liquid
CFU	Colony Forming Unit
CNF	Contains No Free Liquid
DER	Duplicate Error Ratio (normalized absolute difference)
Dil Fac	Dilution Factor
DL	Detection Limit (DoD/DOE)
DL, RA, RE, IN	Indicates a Dilution, Re-analysis, Re-extraction, or additional Initial metals/anion analysis of the sample
DLC	Decision Level Concentration (Radiochemistry)
EDL	Estimated Detection Limit (Dioxin)
LOD	Limit of Detection (DoD/DOE)
LOQ	Limit of Quantitation (DoD/DOE)
MCL	EPA recommended "Maximum Contaminant Level"
MDA	Minimum Detectable Activity (Radiochemistry)
MDC	Minimum Detectable Concentration (Radiochemistry)
MDL	Method Detection Limit
ML	Minimum Level (Dioxin)
MPN	Most Probable Number
MQL	Method Quantitation Limit
NC	Not Calculated
ND	Not Detected at the reporting limit (or MDL or EDL if shown)
NEG	Negative / Absent
POS	Positive / Present
PQL	Practical Quantitation Limit
PRES	Presumptive
QC	Quality Control
RER	Relative Error Ratio (Radiochemistry)
RL	Reporting Limit or Requested Limit (Radiochemistry)
RPD	Relative Percent Difference, a measure of the relative difference between two points
TEF	Toxicity Equivalent Factor (Dioxin)
TEQ	Toxicity Equivalent Quotient (Dioxin)
TNTC	Too Numerous To Count

Detection Summary

Client: South Carolina Public Service Authority
Project/Site: 125915/JM02.09.G01.1/36500

Job ID: 680-239668-1

Client Sample ID: AF75783 — Lab Sample ID: 680-239668-1

No Detections.

Client Sample ID: AF75784 — Lab Sample ID: 680-239668-2

No Detections.

Client Sample ID: AF75785 — Lab Sample ID: 680-239668-3

No Detections.

Client Sample ID: AF75786 — Lab Sample ID: 680-239668-4

No Detections.

This Detection Summary does not include radiochemical test results.

Client: South Carolina Public Service Authority
Project/Site: 125915/JM02.09.G01.1/36500

Job ID: 680-239668-1

Client Sample ID: AF75783
Date Collected: 08/28/23 13:49
Date Received: 08/30/23 09:10

Lab Sample ID: 680-239668-1
Matrix: Water

Method: SW846 7470A - Mercury (CVAA)

Analyte	Result	Qualifier	RL	MDL	Unit	D	Prepared	Analyzed	Dil Fac
Mercury	0.200	U	0.200		ug/L		09/11/23 12:16	09/12/23 12:41	1

Client: South Carolina Public Service Authority
Project/Site: 125915/JM02.09.G01.1/36500

Job ID: 680-239668-1

Client Sample ID: AF75784
Date Collected: 08/28/23 11:09
Date Received: 08/30/23 09:10

Lab Sample ID: 680-239668-2
Matrix: Water

Method: SW846 7470A - Mercury (CVAA)

Analyte	Result	Qualifier	RL	MDL	Unit	D	Prepared	Analyzed	Dil Fac
Mercury	0.200	U	0.200		ug/L		09/11/23 12:16	09/12/23 12:43	1

Client: South Carolina Public Service Authority
Project/Site: 125915/JM02.09.G01.1/36500

Job ID: 680-239668-1

Client Sample ID: AF75785
Date Collected: 08/28/23 11:14
Date Received: 08/30/23 09:10

Lab Sample ID: 680-239668-3
Matrix: Water

Method: SW846 7470A - Mercury (CVAA)

Analyte	Result	Qualifier	RL	MDL	Unit	D	Prepared	Analyzed	Dil Fac
Mercury	0.200	U	0.200		ug/L		09/11/23 12:16	09/12/23 12:44	1

Client: South Carolina Public Service Authority
Project/Site: 125915/JM02.09.G01.1/36500

Job ID: 680-239668-1

Client Sample ID: AF75786
Date Collected: 08/28/23 12:35
Date Received: 08/30/23 09:10

Lab Sample ID: 680-239668-4
Matrix: Water

Method: SW846 7470A - Mercury (CVAA)

Analyte	Result	Qualifier	RL	MDL	Unit	D	Prepared	Analyzed	Dil Fac
Mercury	0.200	U	0.200		ug/L		09/11/23 12:16	09/12/23 12:46	1

Client: South Carolina Public Service Authority
Project/Site: 125915/JM02.09.G01.1/36500

Job ID: 680-239668-1

Method: 7470A - Mercury (CVAA)

Lab Sample ID: MB 680-797380/1-A
Matrix: Water
Analysis Batch: 797609

Client Sample ID: Method Blank
Prep Type: Total/NA
Prep Batch: 797380

Analyte	MB Result	MB Qualifier	RL	MDL	Unit	D	Prepared	Analyzed	Dil Fac
Mercury	0.200	U	0.200		ug/L		09/11/23 11:54	09/12/23 12:08	1

Lab Sample ID: LCS 680-797380/2-A
Matrix: Water
Analysis Batch: 797609

Client Sample ID: Lab Control Sample
Prep Type: Total/NA
Prep Batch: 797380

Analyte			Spike Added	LCS Result	LCS Qualifier	Unit	D	%Rec	%Rec Limits		
Mercury			2.50	2.650		ug/L		106	80 - 120		

Client: South Carolina Public Service Authority
Project/Site: 125915/JM02.09.G01.1/36500

Job ID: 680-239668-1

Metals

Prep Batch: 797380

Lab Sample ID	Client Sample ID	Prep Type	Matrix	Method	Prep Batch
680-239668-1	AF75783	Total/NA	Water	7470A	
680-239668-2	AF75784	Total/NA	Water	7470A	
680-239668-3	AF75785	Total/NA	Water	7470A	
680-239668-4	AF75786	Total/NA	Water	7470A	
MB 680-797380/1-A	Method Blank	Total/NA	Water	7470A	
LCS 680-797380/2-A	Lab Control Sample	Total/NA	Water	7470A	

Analysis Batch: 797609

Lab Sample ID	Client Sample ID	Prep Type	Matrix	Method	Prep Batch
680-239668-1	AF75783	Total/NA	Water	7470A	797380
680-239668-2	AF75784	Total/NA	Water	7470A	797380
680-239668-3	AF75785	Total/NA	Water	7470A	797380
680-239668-4	AF75786	Total/NA	Water	7470A	797380
MB 680-797380/1-A	Method Blank	Total/NA	Water	7470A	797380
LCS 680-797380/2-A	Lab Control Sample	Total/NA	Water	7470A	797380

Lab Chronicle

Client: South Carolina Public Service Authority
Project/Site: 125915/JM02.09.G01.1/36500

Job ID: 680-239668-1

Client Sample ID: AF75783
Date Collected: 08/28/23 13:49
Date Received: 08/30/23 09:10

Lab Sample ID: 680-239668-1
Matrix: Water

Prep Type	Batch Type	Batch Method	Run	Dilution Factor	Batch Number	Analyst	Lab	Prepared or Analyzed
Total/NA	Prep	7470A			797380	DW	EET SAV	09/11/23 12:16
Total/NA	Analysis	7470A		1	797609	DW	EET SAV	09/12/23 12:41

Client Sample ID: AF75784
Date Collected: 08/28/23 11:09
Date Received: 08/30/23 09:10

Lab Sample ID: 680-239668-2
Matrix: Water

Prep Type	Batch Type	Batch Method	Run	Dilution Factor	Batch Number	Analyst	Lab	Prepared or Analyzed
Total/NA	Prep	7470A			797380	DW	EET SAV	09/11/23 12:16
Total/NA	Analysis	7470A		1	797609	DW	EET SAV	09/12/23 12:43

Client Sample ID: AF75785
Date Collected: 08/28/23 11:14
Date Received: 08/30/23 09:10

Lab Sample ID: 680-239668-3
Matrix: Water

Prep Type	Batch Type	Batch Method	Run	Dilution Factor	Batch Number	Analyst	Lab	Prepared or Analyzed
Total/NA	Prep	7470A			797380	DW	EET SAV	09/11/23 12:16
Total/NA	Analysis	7470A		1	797609	DW	EET SAV	09/12/23 12:44

Client Sample ID: AF75786
Date Collected: 08/28/23 12:35
Date Received: 08/30/23 09:10

Lab Sample ID: 680-239668-4
Matrix: Water

Prep Type	Batch Type	Batch Method	Run	Dilution Factor	Batch Number	Analyst	Lab	Prepared or Analyzed
Total/NA	Prep	7470A			797380	DW	EET SAV	09/11/23 12:16
Total/NA	Analysis	7470A		1	797609	DW	EET SAV	09/12/23 12:46

Laboratory References:
EET SAV = Eurofins Savannah, 5102 LaRoche Avenue, Savannah, GA 31404, TEL (912)354-7858

Contract Lab Info: TA-SAV Contract Lab Due Date (Lab Only): 9 / 8 / 23 Send report to lcwillia@santeecooper.com & sjbrown@santeecooper.com

Chain of Custody

santee cooper
Santee Cooper
One Riverwood Drive
Moncks Corner, SC 29461
Phone: (843)761-8000 Ext. 5148
Fax: (843)761-4175

Customer Email/Report Recipient: LINDA.WILLIAMS@santeecooper.com

Date Results Needed by: ___/___/___

Project/Task/Unit #: 125715 / JM02.09.G01.1 / 36500

Rerun request for any flagged QC Yes (No)

Analysis Group

Labworks ID # (Internal use only)	Sample Location/ Description	Collection Date	Collection Time	Sample Collector	Total # of containers	Bottle type: (Glass-G/Plastic-P)	Grab (G) or Composite (C)	Matrix(see below)	Preservative (see below)	Comments • Method # • Reporting limit • Misc. sample info • Any other notes	Hg			
A#75783	WAP-27	8/28/23	1349	ZDM BSB	1	P	G	GW	2	7471 RLS 0.2 OR 2 ug/L	X			
84	WAP-28		1109											
85	WAP-28D		1114											
86	WAP-29		1235											

680-239668 Chain of Custody

Relinquished by:	Employee#	Date	Time	Received by:	Employee #	Date	Time
SJBrown	35594	8/29/23	1300				
Relinquished by:	Employee#	Date	Time	Received by:	Employee #	Date	Time
Relinquished by:	Employee#	Date	Time	Received by:	Employee #	Date	Time

Sample Receiving (Internal Use Only)
TEMP (°C):_____ Initial:_____
Correct pH: Yes No
Preservative Lot#:
Date/Time/Init for preservative:

☐ METALS (all)

☐ Ag	☐ Cu	☐ Sb
☐ Al	☐ Fe	☐ Se
☐ As	☐ K	☐ Sn
☐ B	☐ Li	☐ Sr
☐ Ba	☐ Mg	☐ Ti
☐ Be	☐ Mn	☐ Tl
☐ Ca	☐ Mo	☐ V
☐ Cd	☐ Na	☐ Zn
☐ Co	☐ Ni	☒ Hg
☐ Cr	☐ Pb	☐ CrVI

☐ TOC
☐ DOC
☐ TP/TPO4
☐ NH3-N
☐ F
☐ Cl
☐ NO3
☐ Br
☐ SO4

MISC.
☐ BTEX
☐ Naphthalene
☐ THM/HAA
☐ VOC
☐ Oil & Grease
☐ E. Coli
☐ Total Coliform
☐ pH
☐ Dissolved As
☐ Dissolved Fe
☐ Rad 226
☐ Rad 228
☐ PCB

Gypsum
☐ Wallboard Gypsum(*all below*)
☐ AIM
☐ TOC
☐ Soluble Metals
☐ pH
☐ Chlorides
■ Particle Size
☐ Sulfur

Coal
☐ Ultimate
☐ % Moisture
■ Ash
☐ Sulfur
☐ BTUs
☐ Volatile Matter
☐ CHN
Other Tests:
☐ XRF Scan
☐ HGI
☐ Fineness
☐ Particulate Matter

☐ LOI
☐ % Mineral Analysis
☐ Sieve
☐ Oil & Grease
☐ As
☐ TSS

Oil
☐ Trans. Oil Qual.
%Moisture
Color
Acidity
Dielectric Strength
IFT
Dissolved Gases
Used Oil
(As,Cd,Cr,NLPB Hg)
TX
COFER

Matrix codes: GW-groundwater, DW-drinking water, SW-surface water, WW-waste water, BW-boiler water, L-limestone, Oil-oil, S-Soil, SL-solid, C-coal, G-gypsum, FA-flyash, BA-bottom ash, M-misc (describe in comment section)
Preservative code: 1=<4°C 2=HNO_3 3=H_2SO_4 4-HCl 5=$Na_2S_2O_3$ 6-Other (Specify)

USDA Gyp RLs

	Units	Screening Value	
Ag	mg kg		
Al	g kg		
As	mg kg	13.1	6010
B	mg kg	200	
Ba	mg kg	1000	
Be	mg kg	? 2.5	6020
Ca	g kg		6010
Cd	mg kg	1	6010
Co	mg kg	20	
Cr(III)	mg kg	100	6010
Cu	mg kg	95	
Fe	g kg		
Hg	mg kg	2.5	
Mg	g kg		6010
Mn	mg kg	1500	
Mo	mg kg	10	6010
Ni	mg kg	100	6010
Pb	mg kg	30	
~~S~~	~~g kg~~	~~220~~	CFL
Sb	mg kg	1.5	6020
Se	mg kg	50	6010
Sn	mg kg		
Tl	mg kg	1	6020
V	mg kg	136	
Zn	mg kg	125	
~~Rad 226~~	~~pCi/g~~	~~10~~	

10 Continue analysis monthly
16 Analyze quarterly

Login Sample Receipt Checklist

Client: South Carolina Public Service Authority

Job Number: 680-239668-1

Login Number: 239668
List Number: 1
Creator: Johnson, Corey M

List Source: Eurofins Savannah

Question	Answer	Comment
Radioactivity wasn't checked or is </= background as measured by a survey meter.	N/A	
The cooler's custody seal, if present, is intact.	True	
Sample custody seals, if present, are intact.	True	
The cooler or samples do not appear to have been compromised or tampered with.	True	
Samples were received on ice.	True	
Cooler Temperature is acceptable.	True	
Cooler Temperature is recorded.	True	
COC is present.	True	
COC is filled out in ink and legible.	True	
COC is filled out with all pertinent information.	True	
Is the Field Sampler's name present on COC?	True	
There are no discrepancies between the containers received and the COC.	True	
Samples are received within Holding Time (excluding tests with immediate HTs)	True	
Sample containers have legible labels.	True	
Containers are not broken or leaking.	True	
Sample collection date/times are provided.	True	
Appropriate sample containers are used.	True	
Sample bottles are completely filled.	True	
Sample Preservation Verified.	N/A	
There is sufficient vol. for all requested analyses, incl. any requested MS/MSDs	True	
Containers requiring zero headspace have no headspace or bubble is <6mm (1/4").	N/A	
Multiphasic samples are not present.	True	
Samples do not require splitting or compositing.	True	
Residual Chlorine Checked.	N/A	

Accreditation/Certification Summary

Client: South Carolina Public Service Authority
Job ID: 680-239668-1
Project/Site: 125915/JM02.09.G01.1/36500

Laboratory: Eurofins Savannah

The accreditations/certifications listed below are applicable to this report.

Authority	Program	Identification Number	Expiration Date
South Carolina	State	98001	06-30-23 *

* Accreditation/Certification renewal pending - accreditation/certification considered valid.

eurofins | Environment Testing

ANALYTICAL REPORT

PREPARED FOR

Attn: Linda Williams
South Carolina Public Service Authority
Santee Cooper
PO BOX 2946101
Moncks Corner, South Carolina 29461-2901

Generated 8/16/2023 12:48:34 PM Revision 1

JOB DESCRIPTION

125915/JM02.09.G01.1/36500

JOB NUMBER

680-238537-1

Eurofins Savannah
5102 LaRoche Avenue
Savannah GA 31404

See page two for job notes and contact information.

my EOL

Job Notes

This report may not be reproduced except in full, and with written approval from the laboratory. The results relate only to the samples tested. For questions please contact the Project Manager at the e-mail address or telephone number listed on this page.

The test results in this report relate only to the samples as received by the laboratory and will meet all requirements of the methodology, with any exceptions noted. This report shall not be reproduced except in full, without the express written approval of the laboratory. All questions should be directed to the Eurofins Environment Testing Southeast, LLC Project Manager.

Authorization



Generated
8/16/2023 12:48:34 PM
Revision 1

Authorized for release by
Jerry Lanier, Project Manager I
Jerry.Lanier@et.eurofinsus.com
(912)250-0281

Table of Contents

Cover Page 1
Table of Contents 3
Case Narrative 4
Sample Summary 5
Method Summary 6
Definitions 7
Detection Summary 8
Client Sample Results 9
QC Sample Results 13
QC Association 16
Chronicle 18
Chain of Custody 19
Receipt Checklists 21
Certification Summary 22

Job ID: 680-238537-1

Laboratory: Eurofins Savannah

Narrative

Job Narrative
680-238537-1

REVISION

The report being provided is a revision of the original report sent on 8/9/2023. The report (revision 1) is being revised due to Client is requesting add'l metals to be reported under method 6020A (Al, Cu, Fe, Mg, Ni & Zn).

Receipt
The samples were received on 8/2/2023 10:45 AM. Unless otherwise noted below, the samples arrived in good condition, and, where required, properly preserved and on ice. The temperature of the cooler at receipt time was 4.3°C

Metals
No additional analytical or quality issues were noted, other than those described above or in the Definitions/ Glossary page.

Sample Summary

Client: South Carolina Public Service Authority
Project/Site: 125915/JM02.09.G01.1/36500

Job ID: 680-238537-1

Lab Sample ID	Client Sample ID	Matrix	Collected	Received
680-238537-1	AF68739	Water	07/05/23 10:44	08/02/23 10:45
680-238537-2	Af68748	Water	06/27/23 10:15	08/02/23 10:45
680-238537-3	Af68711	Water	06/27/23 11:26	08/02/23 10:45
680-238537-4	Af68717	Water	06/27/23 13:57	08/02/23 10:45

Method Summary

Client: South Carolina Public Service Authority
Project/Site: 125915/JM02.09.G01.1/36500

Job ID: 680-238537-1

Method	Method Description	Protocol	Laboratory
6010D	Metals (ICP)	SW846	EET SAV
6020B	Metals (ICP/MS)	SW846	EET SAV
3005A	Preparation, Total Recoverable or Dissolved Metals	SW846	EET SAV

Protocol References:

SW846 = "Test Methods For Evaluating Solid Waste, Physical/Chemical Methods", Third Edition, November 1986 And Its Updates.

Laboratory References:

EET SAV = Eurofins Savannah, 5102 LaRoche Avenue, Savannah, GA 31404, TEL (912)354-7858

Definitions/Glossary

Client: South Carolina Public Service Authority
Project/Site: 125915/JM02.09.G01.1/36500

Job ID: 680-238537-1

Qualifiers

Metals

Qualifier	Qualifier Description
U	Indicates the analyte was analyzed for but not detected.

Glossary

Abbreviation	These commonly used abbreviations may or may not be present in this report.
¤	Listed under the "D" column to designate that the result is reported on a dry weight basis
%R	Percent Recovery
CFL	Contains Free Liquid
CFU	Colony Forming Unit
CNF	Contains No Free Liquid
DER	Duplicate Error Ratio (normalized absolute difference)
Dil Fac	Dilution Factor
DL	Detection Limit (DoD/DOE)
DL, RA, RE, IN	Indicates a Dilution, Re-analysis, Re-extraction, or additional Initial metals/anion analysis of the sample
DLC	Decision Level Concentration (Radiochemistry)
EDL	Estimated Detection Limit (Dioxin)
LOD	Limit of Detection (DoD/DOE)
LOQ	Limit of Quantitation (DoD/DOE)
MCL	EPA recommended "Maximum Contaminant Level"
MDA	Minimum Detectable Activity (Radiochemistry)
MDC	Minimum Detectable Concentration (Radiochemistry)
MDL	Method Detection Limit
ML	Minimum Level (Dioxin)
MPN	Most Probable Number
MQL	Method Quantitation Limit
NC	Not Calculated
ND	Not Detected at the reporting limit (or MDL or EDL if shown)
NEG	Negative / Absent
POS	Positive / Present
PQL	Practical Quantitation Limit
PRES	Presumptive
QC	Quality Control
RER	Relative Error Ratio (Radiochemistry)
RL	Reporting Limit or Requested Limit (Radiochemistry)
RPD	Relative Percent Difference, a measure of the relative difference between two points
TEF	Toxicity Equivalent Factor (Dioxin)
TEQ	Toxicity Equivalent Quotient (Dioxin)
TNTC	Too Numerous To Count

Detection Summary

Client: South Carolina Public Service Authority
Project/Site: 125915/JM02.09.G01.1/36500

Job ID: 680-238537-1

Client Sample ID: AF68739 — Lab Sample ID: 680-238537-1

Analyte	Result	Qualifier	RL	MDL	Unit	Dil Fac	D	Method	Prep Type
Calcium	227000		500		ug/L	1		6010D	Total Recoverable
Arsenic	8.46		3.00		ug/L	1		6020B	Total Recoverable
Barium	97.2		5.00		ug/L	1		6020B	Total Recoverable
Iron	17200		100		ug/L	1		6020B	Total Recoverable
Magnesium	8080		250		ug/L	1		6020B	Total Recoverable

Client Sample ID: Af68748 — Lab Sample ID: 680-238537-2

Analyte	Result	Qualifier	RL	MDL	Unit	Dil Fac	D	Method	Prep Type
Calcium	3260		500		ug/L	1		6010D	Total Recoverable
Aluminum	938		100		ug/L	1		6020B	Total Recoverable
Barium	53.4		5.00		ug/L	1		6020B	Total Recoverable
Cobalt	2.00		0.500		ug/L	1		6020B	Total Recoverable
Magnesium	1280		250		ug/L	1		6020B	Total Recoverable

Client Sample ID: Af68711 — Lab Sample ID: 680-238537-3

Analyte	Result	Qualifier	RL	MDL	Unit	Dil Fac	D	Method	Prep Type
Calcium	8490		500		ug/L	1		6010D	Total Recoverable
Aluminum	1140		100		ug/L	1		6020B	Total Recoverable
Arsenic	8.50		3.00		ug/L	1		6020B	Total Recoverable
Barium	77.1		5.00		ug/L	1		6020B	Total Recoverable
Cobalt	0.595		0.500		ug/L	1		6020B	Total Recoverable
Iron	2200		100		ug/L	1		6020B	Total Recoverable
Magnesium	733		250		ug/L	1		6020B	Total Recoverable

Client Sample ID: Af68717 — Lab Sample ID: 680-238537-4

Analyte	Result	Qualifier	RL	MDL	Unit	Dil Fac	D	Method	Prep Type
Calcium	605000		500		ug/L	1		6010D	Total Recoverable
Barium	42.8		5.00		ug/L	1		6020B	Total Recoverable
Iron	169		100		ug/L	1		6020B	Total Recoverable
Magnesium	13800		250		ug/L	1		6020B	Total Recoverable

This Detection Summary does not include radiochemical test results.

Eurofins Savannah

Client: South Carolina Public Service Authority
Project/Site: 125915/JM02.09.G01.1/36500

Job ID: 680-238537-1

Client Sample ID: AF68739

Date Collected: 07/05/23 10:44
Date Received: 08/02/23 10:45

Lab Sample ID: 680-238537-1

Matrix: Water

Method: SW846 6010D - Metals (ICP) - Total Recoverable

Analyte	Result	Qualifier	RL	MDL	Unit	D	Prepared	Analyzed	Dil Fac
Calcium	**227000**		500		ug/L		08/03/23 06:38	08/04/23 17:08	1
Selenium	20.0	U	20.0		ug/L		08/03/23 06:38	08/04/23 17:08	1

Method: SW846 6020B - Metals (ICP/MS) - Total Recoverable

Analyte	Result	Qualifier	RL	MDL	Unit	D	Prepared	Analyzed	Dil Fac
Aluminum	100	U	100		ug/L		08/03/23 06:38	08/08/23 15:01	1
Antimony	5.00	U	5.00		ug/L		08/03/23 06:38	08/08/23 15:01	1
Arsenic	**8.46**		3.00		ug/L		08/03/23 06:38	08/08/23 15:01	1
Barium	**97.2**		5.00		ug/L		08/03/23 06:38	08/08/23 15:01	1
Beryllium	0.500	U	0.500		ug/L		08/03/23 06:38	08/08/23 15:01	1
Cadmium	0.500	U	0.500		ug/L		08/03/23 06:38	08/08/23 15:01	1
Chromium	5.00	U	5.00		ug/L		08/03/23 06:38	08/08/23 15:01	1
Cobalt	0.500	U	0.500		ug/L		08/03/23 06:38	08/08/23 15:01	1
Copper	5.00	U	5.00		ug/L		08/03/23 06:38	08/08/23 15:01	1
Iron	**17200**		100		ug/L		08/03/23 06:38	08/08/23 15:01	1
Lead	2.50	U	2.50		ug/L		08/03/23 06:38	08/08/23 15:01	1
Magnesium	**8080**		250		ug/L		08/03/23 06:38	08/08/23 15:01	1
Nickel	5.00	U	5.00		ug/L		08/03/23 06:38	08/08/23 15:01	1
Thallium	1.00	U	1.00		ug/L		08/03/23 06:38	08/08/23 15:01	1
Zinc	20.0	U	20.0		ug/L		08/03/23 06:38	08/08/23 15:01	1

Client: South Carolina Public Service Authority
Project/Site: 125915/JM02.09.G01.1/36500

Job ID: 680-238537-1

Client Sample ID: Af68748

Date Collected: 06/27/23 10:15
Date Received: 08/02/23 10:45

Lab Sample ID: 680-238537-2

Matrix: Water

Method: SW846 6010D - Metals (ICP) - Total Recoverable

Analyte	Result	Qualifier	RL	MDL	Unit	D	Prepared	Analyzed	Dil Fac
Calcium	**3260**		500		ug/L		08/03/23 05:51	08/03/23 15:18	1
Selenium	20.0	U	20.0		ug/L		08/03/23 05:51	08/03/23 15:18	1

Method: SW846 6020B - Metals (ICP/MS) - Total Recoverable

Analyte	Result	Qualifier	RL	MDL	Unit	D	Prepared	Analyzed	Dil Fac
Aluminum	**938**		100		ug/L		08/03/23 05:51	08/07/23 16:42	1
Antimony	5.00	U	5.00		ug/L		08/03/23 05:51	08/07/23 16:42	1
Arsenic	3.00	U	3.00		ug/L		08/03/23 05:51	08/07/23 16:42	1
Barium	**53.4**		5.00		ug/L		08/03/23 05:51	08/07/23 16:42	1
Beryllium	0.500	U	0.500		ug/L		08/03/23 05:51	08/07/23 16:42	1
Cadmium	0.500	U	0.500		ug/L		08/03/23 05:51	08/07/23 16:42	1
Chromium	5.00	U	5.00		ug/L		08/03/23 05:51	08/07/23 16:42	1
Cobalt	**2.00**		0.500		ug/L		08/03/23 05:51	08/07/23 16:42	1
Copper	5.00	U	5.00		ug/L		08/03/23 05:51	08/07/23 16:42	1
Iron	100	U	100		ug/L		08/03/23 05:51	08/07/23 16:42	1
Lead	2.50	U	2.50		ug/L		08/03/23 05:51	08/07/23 16:42	1
Magnesium	**1280**		250		ug/L		08/03/23 05:51	08/07/23 16:42	1
Nickel	5.00	U	5.00		ug/L		08/03/23 05:51	08/07/23 16:42	1
Thallium	1.00	U	1.00		ug/L		08/03/23 05:51	08/07/23 16:42	1
Zinc	20.0	U	20.0		ug/L		08/03/23 05:51	08/07/23 16:42	1

Client: South Carolina Public Service Authority
Project/Site: 125915/JM02.09.G01.1/36500

Job ID: 680-238537-1

Client Sample ID: Af68711

Date Collected: 06/27/23 11:26
Date Received: 08/02/23 10:45

Lab Sample ID: 680-238537-3

Matrix: Water

Method: SW846 6010D - Metals (ICP) - Total Recoverable

Analyte	Result	Qualifier	RL	MDL	Unit	D	Prepared	Analyzed	Dil Fac
Calcium	**8490**		500		ug/L		08/03/23 06:38	08/04/23 17:10	1
Selenium	20.0	U	20.0		ug/L		08/03/23 06:38	08/04/23 17:10	1

Method: SW846 6020B - Metals (ICP/MS) - Total Recoverable

Analyte	Result	Qualifier	RL	MDL	Unit	D	Prepared	Analyzed	Dil Fac
Aluminum	**1140**		100		ug/L		08/03/23 06:38	08/08/23 15:05	1
Antimony	5.00	U	5.00		ug/L		08/03/23 06:38	08/08/23 15:05	1
Arsenic	**8.50**		3.00		ug/L		08/03/23 06:38	08/08/23 15:05	1
Barium	**77.1**		5.00		ug/L		08/03/23 06:38	08/08/23 15:05	1
Beryllium	0.500	U	0.500		ug/L		08/03/23 06:38	08/08/23 15:05	1
Cadmium	0.500	U	0.500		ug/L		08/03/23 06:38	08/08/23 15:05	1
Chromium	5.00	U	5.00		ug/L		08/03/23 06:38	08/08/23 15:05	1
Cobalt	**0.595**		0.500		ug/L		08/03/23 06:38	08/08/23 15:05	1
Copper	5.00	U	5.00		ug/L		08/03/23 06:38	08/08/23 15:05	1
Iron	**2200**		100		ug/L		08/03/23 06:38	08/08/23 15:05	1
Lead	2.50	U	2.50		ug/L		08/03/23 06:38	08/08/23 15:05	1
Magnesium	**733**		250		ug/L		08/03/23 06:38	08/08/23 15:05	1
Nickel	5.00	U	5.00		ug/L		08/03/23 06:38	08/08/23 15:05	1
Thallium	1.00	U	1.00		ug/L		08/03/23 06:38	08/08/23 15:05	1
Zinc	20.0	U	20.0		ug/L		08/03/23 06:38	08/08/23 15:05	1

Client: South Carolina Public Service Authority
Project/Site: 125915/JM02.09.G01.1/36500

Job ID: 680-238537-1

Client Sample ID: Af68717

Date Collected: 06/27/23 13:57
Date Received: 08/02/23 10:45

Lab Sample ID: 680-238537-4

Matrix: Water

Method: SW846 6010D - Metals (ICP) - Total Recoverable

Analyte	Result	Qualifier	RL	MDL	Unit	D	Prepared	Analyzed	Dil Fac
Calcium	**605000**		500		ug/L		08/03/23 06:38	08/04/23 17:13	1
Selenium	20.0	U	20.0		ug/L		08/03/23 06:38	08/04/23 17:13	1

Method: SW846 6020B - Metals (ICP/MS) - Total Recoverable

Analyte	Result	Qualifier	RL	MDL	Unit	D	Prepared	Analyzed	Dil Fac
Aluminum	100	U	100		ug/L		08/03/23 06:38	08/08/23 15:09	1
Antimony	5.00	U	5.00		ug/L		08/03/23 06:38	08/08/23 15:09	1
Arsenic	3.00	U	3.00		ug/L		08/03/23 06:38	08/08/23 15:09	1
Barium	**42.8**		5.00		ug/L		08/03/23 06:38	08/08/23 15:09	1
Beryllium	0.500	U	0.500		ug/L		08/03/23 06:38	08/08/23 15:09	1
Cadmium	0.500	U	0.500		ug/L		08/03/23 06:38	08/08/23 15:09	1
Chromium	5.00	U	5.00		ug/L		08/03/23 06:38	08/08/23 15:09	1
Cobalt	0.500	U	0.500		ug/L		08/03/23 06:38	08/08/23 15:09	1
Copper	5.00	U	5.00		ug/L		08/03/23 06:38	08/08/23 15:09	1
Iron	**169**		100		ug/L		08/03/23 06:38	08/08/23 15:09	1
Lead	2.50	U	2.50		ug/L		08/03/23 06:38	08/08/23 15:09	1
Magnesium	**13800**		250		ug/L		08/03/23 06:38	08/08/23 15:09	1
Nickel	5.00	U	5.00		ug/L		08/03/23 06:38	08/08/23 15:09	1
Thallium	1.00	U	1.00		ug/L		08/03/23 06:38	08/08/23 15:09	1
Zinc	20.0	U	20.0		ug/L		08/03/23 06:38	08/08/23 15:09	1

Method: 6010D - Metals (ICP)

Lab Sample ID: MB 680-791516/1-A
Matrix: Water
Analysis Batch: 791719

Client Sample ID: Method Blank
Prep Type: Total Recoverable
Prep Batch: 791516

Analyte	MB Result	MB Qualifier	RL	MDL	Unit	D	Prepared	Analyzed	Dil Fac
Calcium	500	U	500		ug/L		08/03/23 05:51	08/03/23 14:52	1
Selenium	20.0	U	20.0		ug/L		08/03/23 05:51	08/03/23 14:52	1

Lab Sample ID: LCS 680-791516/2-A
Matrix: Water
Analysis Batch: 791719

Client Sample ID: Lab Control Sample
Prep Type: Total Recoverable
Prep Batch: 791516

Analyte	Spike Added	LCS Result	LCS Qualifier	Unit	D	%Rec	%Rec Limits
Calcium	5000	4950		ug/L		99	80 - 120
Selenium	100	94.39		ug/L		94	80 - 120

Lab Sample ID: MB 680-791519/1-A
Matrix: Water
Analysis Batch: 791897

Client Sample ID: Method Blank
Prep Type: Total Recoverable
Prep Batch: 791519

Analyte	MB Result	MB Qualifier	RL	MDL	Unit	D	Prepared	Analyzed	Dil Fac
Calcium	500	U	500		ug/L		08/03/23 06:38	08/04/23 16:50	1
Selenium	20.0	U	20.0		ug/L		08/03/23 06:38	08/04/23 16:50	1

Lab Sample ID: LCS 680-791519/2-A
Matrix: Water
Analysis Batch: 791897

Client Sample ID: Lab Control Sample
Prep Type: Total Recoverable
Prep Batch: 791519

Analyte	Spike Added	LCS Result	LCS Qualifier	Unit	D	%Rec	%Rec Limits
Calcium	5000	4801		ug/L		96	80 - 120
Selenium	100	99.73		ug/L		100	80 - 120

Method: 6020B - Metals (ICP/MS)

Lab Sample ID: MB 680-791513/1-A
Matrix: Water
Analysis Batch: 792230

Client Sample ID: Method Blank
Prep Type: Total Recoverable
Prep Batch: 791513

Analyte	MB Result	MB Qualifier	RL	MDL	Unit	D	Prepared	Analyzed	Dil Fac
Aluminum	100	U	100		ug/L		08/03/23 05:51	08/07/23 15:57	1
Antimony	5.00	U	5.00		ug/L		08/03/23 05:51	08/07/23 15:57	1
Arsenic	3.00	U	3.00		ug/L		08/03/23 05:51	08/07/23 15:57	1
Barium	5.00	U	5.00		ug/L		08/03/23 05:51	08/07/23 15:57	1
Beryllium	0.500	U	0.500		ug/L		08/03/23 05:51	08/07/23 15:57	1
Cadmium	0.500	U	0.500		ug/L		08/03/23 05:51	08/07/23 15:57	1
Chromium	5.00	U	5.00		ug/L		08/03/23 05:51	08/07/23 15:57	1
Cobalt	0.500	U	0.500		ug/L		08/03/23 05:51	08/07/23 15:57	1
Copper	5.00	U	5.00		ug/L		08/03/23 05:51	08/07/23 15:57	1
Iron	100	U	100		ug/L		08/03/23 05:51	08/07/23 15:57	1
Lead	2.50	U	2.50		ug/L		08/03/23 05:51	08/07/23 15:57	1
Magnesium	250	U	250		ug/L		08/03/23 05:51	08/07/23 15:57	1
Nickel	5.00	U	5.00		ug/L		08/03/23 05:51	08/07/23 15:57	1
Thallium	1.00	U	1.00		ug/L		08/03/23 05:51	08/07/23 15:57	1
Zinc	20.0	U	20.0		ug/L		08/03/23 05:51	08/07/23 15:57	1

Method: 6020B - Metals (ICP/MS) (Continued)

Lab Sample ID: LCS 680-791513/2-A
Matrix: Water
Analysis Batch: 792230

Client Sample ID: Lab Control Sample
Prep Type: Total Recoverable
Prep Batch: 791513

Analyte	Spike Added	LCS Result	LCS Qualifier	Unit	D	%Rec	%Rec Limits
Aluminum	5050	5120		ug/L		101	80 - 120
Antimony	50.0	50.97		ug/L		102	80 - 120
Arsenic	100	106.4		ug/L		106	80 - 120
Barium	100	102.9		ug/L		103	80 - 120
Beryllium	50.0	49.97		ug/L		100	80 - 120
Cadmium	50.0	50.92		ug/L		102	80 - 120
Chromium	100	109.3		ug/L		109	80 - 120
Cobalt	50.0	55.15		ug/L		110	80 - 120
Copper	100	113.2		ug/L		113	80 - 120
Iron	4990	5167		ug/L		104	80 - 120
Lead	500	530.5		ug/L		106	80 - 120
Magnesium	5000	4977		ug/L		100	80 - 120
Nickel	100	110.4		ug/L		110	80 - 120
Thallium	50.0	50.20		ug/L		100	80 - 120
Zinc	100	110.4		ug/L		110	80 - 120

Lab Sample ID: MB 680-791518/1-A
Matrix: Water
Analysis Batch: 792490

Client Sample ID: Method Blank
Prep Type: Total Recoverable
Prep Batch: 791518

Analyte	MB Result	MB Qualifier	RL	MDL	Unit	D	Prepared	Analyzed	Dil Fac
Aluminum	100	U	100		ug/L		08/03/23 06:38	08/08/23 14:41	1
Antimony	5.00	U	5.00		ug/L		08/03/23 06:38	08/08/23 14:41	1
Arsenic	3.00	U	3.00		ug/L		08/03/23 06:38	08/08/23 14:41	1
Barium	5.00	U	5.00		ug/L		08/03/23 06:38	08/08/23 14:41	1
Beryllium	0.500	U	0.500		ug/L		08/03/23 06:38	08/08/23 14:41	1
Cadmium	0.500	U	0.500		ug/L		08/03/23 06:38	08/08/23 14:41	1
Chromium	5.00	U	5.00		ug/L		08/03/23 06:38	08/08/23 14:41	1
Cobalt	0.500	U	0.500		ug/L		08/03/23 06:38	08/08/23 14:41	1
Copper	5.00	U	5.00		ug/L		08/03/23 06:38	08/08/23 14:41	1
Iron	100	U	100		ug/L		08/03/23 06:38	08/08/23 14:41	1
Lead	2.50	U	2.50		ug/L		08/03/23 06:38	08/08/23 14:41	1
Magnesium	250	U	250		ug/L		08/03/23 06:38	08/08/23 14:41	1
Nickel	5.00	U	5.00		ug/L		08/03/23 06:38	08/08/23 14:41	1
Thallium	1.00	U	1.00		ug/L		08/03/23 06:38	08/08/23 14:41	1
Zinc	20.0	U	20.0		ug/L		08/03/23 06:38	08/08/23 14:41	1

Lab Sample ID: LCS 680-791518/2-A
Matrix: Water
Analysis Batch: 792490

Client Sample ID: Lab Control Sample
Prep Type: Total Recoverable
Prep Batch: 791518

Analyte	Spike Added	LCS Result	LCS Qualifier	Unit	D	%Rec	%Rec Limits
Aluminum	5050	4652		ug/L		92	80 - 120
Antimony	50.0	46.52		ug/L		93	80 - 120
Arsenic	100	97.80		ug/L		98	80 - 120
Barium	100	95.86		ug/L		96	80 - 120
Beryllium	50.0	48.56		ug/L		97	80 - 120
Cadmium	50.0	46.20		ug/L		92	80 - 120
Chromium	100	100.4		ug/L		100	80 - 120

Method: 6020B - Metals (ICP/MS) (Continued)

Lab Sample ID: LCS 680-791518/2-A
Matrix: Water
Analysis Batch: 792490

Client Sample ID: Lab Control Sample
Prep Type: Total Recoverable
Prep Batch: 791518

Analyte	Spike Added	LCS Result	LCS Qualifier	Unit	D	%Rec	%Rec Limits
Cobalt	50.0	47.54		ug/L		95	80 - 120
Copper	100	102.8		ug/L		103	80 - 120
Iron	4990	5052		ug/L		101	80 - 120
Lead	500	485.1		ug/L		97	80 - 120
Magnesium	5000	4591		ug/L		92	80 - 120
Nickel	100	98.89		ug/L		99	80 - 120
Thallium	50.0	46.82		ug/L		94	80 - 120
Zinc	100	101.9		ug/L		102	80 - 120

Metals

Prep Batch: 791513

Lab Sample ID	Client Sample ID	Prep Type	Matrix	Method	Prep Batch
680-238537-2	Af68748	Total Recoverable	Water	3005A	
MB 680-791513/1-A	Method Blank	Total Recoverable	Water	3005A	
LCS 680-791513/2-A	Lab Control Sample	Total Recoverable	Water	3005A	

Prep Batch: 791516

Lab Sample ID	Client Sample ID	Prep Type	Matrix	Method	Prep Batch
680-238537-2	Af68748	Total Recoverable	Water	3005A	
MB 680-791516/1-A	Method Blank	Total Recoverable	Water	3005A	
LCS 680-791516/2-A	Lab Control Sample	Total Recoverable	Water	3005A	

Prep Batch: 791518

Lab Sample ID	Client Sample ID	Prep Type	Matrix	Method	Prep Batch
680-238537-1	AF68739	Total Recoverable	Water	3005A	
680-238537-3	Af68711	Total Recoverable	Water	3005A	
680-238537-4	Af68717	Total Recoverable	Water	3005A	
MB 680-791518/1-A	Method Blank	Total Recoverable	Water	3005A	
LCS 680-791518/2-A	Lab Control Sample	Total Recoverable	Water	3005A	

Prep Batch: 791519

Lab Sample ID	Client Sample ID	Prep Type	Matrix	Method	Prep Batch
680-238537-1	AF68739	Total Recoverable	Water	3005A	
680-238537-3	Af68711	Total Recoverable	Water	3005A	
680-238537-4	Af68717	Total Recoverable	Water	3005A	
MB 680-791519/1-A	Method Blank	Total Recoverable	Water	3005A	
LCS 680-791519/2-A	Lab Control Sample	Total Recoverable	Water	3005A	

Analysis Batch: 791719

Lab Sample ID	Client Sample ID	Prep Type	Matrix	Method	Prep Batch
680-238537-2	Af68748	Total Recoverable	Water	6010D	791516
MB 680-791516/1-A	Method Blank	Total Recoverable	Water	6010D	791516
LCS 680-791516/2-A	Lab Control Sample	Total Recoverable	Water	6010D	791516

Analysis Batch: 791897

Lab Sample ID	Client Sample ID	Prep Type	Matrix	Method	Prep Batch
680-238537-1	AF68739	Total Recoverable	Water	6010D	791519
680-238537-3	Af68711	Total Recoverable	Water	6010D	791519
680-238537-4	Af68717	Total Recoverable	Water	6010D	791519
MB 680-791519/1-A	Method Blank	Total Recoverable	Water	6010D	791519
LCS 680-791519/2-A	Lab Control Sample	Total Recoverable	Water	6010D	791519

Analysis Batch: 792230

Lab Sample ID	Client Sample ID	Prep Type	Matrix	Method	Prep Batch
680-238537-2	Af68748	Total Recoverable	Water	6020B	791513
MB 680-791513/1-A	Method Blank	Total Recoverable	Water	6020B	791513
LCS 680-791513/2-A	Lab Control Sample	Total Recoverable	Water	6020B	791513

Analysis Batch: 792490

Lab Sample ID	Client Sample ID	Prep Type	Matrix	Method	Prep Batch
680-238537-1	AF68739	Total Recoverable	Water	6020B	791518
680-238537-3	Af68711	Total Recoverable	Water	6020B	791518
680-238537-4	Af68717	Total Recoverable	Water	6020B	791518

Metals (Continued)

Analysis Batch: 792490 (Continued)

Lab Sample ID	Client Sample ID	Prep Type	Matrix	Method	Prep Batch
MB 680-791518/1-A	Method Blank	Total Recoverable	Water	6020B	791518
LCS 680-791518/2-A	Lab Control Sample	Total Recoverable	Water	6020B	791518

Lab Chronicle

Client: South Carolina Public Service Authority
Project/Site: 125915/JM02.09.G01.1/36500

Job ID: 680-238537-1

Client Sample ID: AF68739
Date Collected: 07/05/23 10:44
Date Received: 08/02/23 10:45

Lab Sample ID: 680-238537-1
Matrix: Water

Prep Type	Batch Type	Batch Method	Run	Dilution Factor	Batch Number	Analyst	Lab	Prepared or Analyzed
Total Recoverable	Prep	3005A			791519	RR	EET SAV	08/03/23 06:38
Total Recoverable	Analysis	6010D		1	791897	BJB	EET SAV	08/04/23 17:08
Total Recoverable	Prep	3005A			791518	RR	EET SAV	08/03/23 06:38
Total Recoverable	Analysis	6020B		1	792490	BWR	EET SAV	08/08/23 15:01

Client Sample ID: Af68748
Date Collected: 06/27/23 10:15
Date Received: 08/02/23 10:45

Lab Sample ID: 680-238537-2
Matrix: Water

Prep Type	Batch Type	Batch Method	Run	Dilution Factor	Batch Number	Analyst	Lab	Prepared or Analyzed
Total Recoverable	Prep	3005A			791516	RR	EET SAV	08/03/23 05:51
Total Recoverable	Analysis	6010D		1	791719	BJB	EET SAV	08/03/23 15:18
Total Recoverable	Prep	3005A			791513	RR	EET SAV	08/03/23 05:51
Total Recoverable	Analysis	6020B		1	792230	BWR	EET SAV	08/07/23 16:42

Client Sample ID: Af68711
Date Collected: 06/27/23 11:26
Date Received: 08/02/23 10:45

Lab Sample ID: 680-238537-3
Matrix: Water

Prep Type	Batch Type	Batch Method	Run	Dilution Factor	Batch Number	Analyst	Lab	Prepared or Analyzed
Total Recoverable	Prep	3005A			791519	RR	EET SAV	08/03/23 06:38
Total Recoverable	Analysis	6010D		1	791897	BJB	EET SAV	08/04/23 17:10
Total Recoverable	Prep	3005A			791518	RR	EET SAV	08/03/23 06:38
Total Recoverable	Analysis	6020B		1	792490	BWR	EET SAV	08/08/23 15:05

Client Sample ID: Af68717
Date Collected: 06/27/23 13:57
Date Received: 08/02/23 10:45

Lab Sample ID: 680-238537-4
Matrix: Water

Prep Type	Batch Type	Batch Method	Run	Dilution Factor	Batch Number	Analyst	Lab	Prepared or Analyzed
Total Recoverable	Prep	3005A			791519	RR	EET SAV	08/03/23 06:38
Total Recoverable	Analysis	6010D		1	791897	BJB	EET SAV	08/04/23 17:13
Total Recoverable	Prep	3005A			791518	RR	EET SAV	08/03/23 06:38
Total Recoverable	Analysis	6020B		1	792490	BWR	EET SAV	08/08/23 15:09

Laboratory References:
EET SAV = Eurofins Savannah, 5102 LaRoche Avenue, Savannah, GA 31404, TEL (912)354-7858

Contract Lab Info TA-SAV Contract Lab Due Date (Lab Only) 8/10/23 Send report to lcwillia@santeecooper.com & slbrown@santeecooper.com

Chain of Custody

santee cooper
Santee Cooper
One Riverwood Drive
Moncks Corner, SC 29461
Phone (843)761 8000 Ext. 5148
Fax. (843)761-4175

Customer Email/Report Recipient: LCWILLIA@santeecooper.com

Date Results Needed by: ___/___/___

Project/Task/Unit #: 125915 / JM02.09.G01.1 / 36500

Rerun request for any flagged QC: (Yes) No

Analysis Group

Labworks ID # (Internal use only)	Sample Location/ Description	Collection Date	Collection Time	Sample Collector	Total # of containers	Bottle type: (Glass-G/Plastic-P)	Grab (G) or Composite (C)	Matrix(see below)	Preservative (see below)	Comments • Method # • Reporting limit • Misc. sample info • Any other notes	TOTAL METALS -SEE BELOW
AF68739	WAP-22	7/5/23	1044	WJTR ML	1	P	G	GW	2	6020	X
AF68748	WBW-1	6/27/23	1015							- SEE SHEET FOR RLS	
AF68711	WAP-1		1126								
AF68717	WAP-7		1357							PLEASE RETURN SAMPLES	
										UPON COMPLETION.	

680-238537 Chain of Custody

Relinquished by:	Employee#	Date	Time	Received by:	Employee #	Date	Time
SLBrown	35594	8/2/23	0756	EHodge	COURIER	8/2/23	0756
Relinquished by:	Employee#	Date	Time	Received by:	Employee #	Date	Time
EHodge	courier	8/2/23	1044		TA	8-2-23	1045
Relinquished by:	Employee#	Date	Time	Received by:	Employee #	Date	Time

Sample Receiving (Internal Use Only)
TEMP (°C): 4.2/4.3 Initial: ___
Correct pH: Yes No
Preservative Lot#:
Date/Time/Init for preservative:

☐ METALS (all)

☐ Ag	☐ Cu	☒ Sb
☐ Al	☐ Fe	☒ Se
☒ As	☐ K	☐ Sn
☐ B	☐ Li	☐ Sr
☒ Ba	☐ Mg	☐ Ti
☒ Be	☐ Mn	☒ Tl
☒ Ca	☐ Mo	☐ V
☒ Cd	☐ Na	☐ Zn
☒ Co	☐ Ni	☐ Hg
☒ Cr	☒ Pb	☐ CrVI

Nutrients
☐ TOC
☐ DOC
☐ TP/TPO4
☐ NH3-N
☐ F
☐ Cl
☐ NO2
☐ Br
☐ NO3
☐ SO4

MISC.
☐ BTEX
☐ Naphthalene
☐ THM/HAA
☐ VOC
☐ Oil & Grease
☐ E. Coli
☐ Total Coliform
☐ pH
☐ Dissolved As
☐ Dissolved Fe
☐ Rad 226
☐ Rad 228
☐ PCB

Gypsum
☐ Wallboard Gypsum(*all below*)
☐ AIM
☐ TOC
☐ Total metals
☐ Soluble Metals
☐ Purity (CaSO4)
☐ % Moisture
☐ Sulfites
☐ pH
☐ Chlorides
☐ Particle Size
☐ Sulfur

Coal
☐ Ultimate
☐ % Moisture
☐ Ash
☐ Sulfur
☐ BTUs
☐ Volatile Matter
☐ CHN
Other Tests:
☐ XRF Scan
☐ HGI
☐ Fineness
☐ Particulate Matter

Flyash
☐ Ammonia
☐ LOI
☐ % Carbon
☐ Mineral Analysis
☐ Sieve
☐ % Moisture

NPDES
☐ Oil & Grease
☐ As
☐ TSS

Oil
☐ Trans. Oil Qual.
☐ %Moisture
☐ Color
☐ Acidity
☐ Dielectric Strength
☐ IFT
☐ Dissolved Gases
☐ **Used Oil**
☐ Flashpoint
☐ Metals in oil (As,Cd,Cr,Ni,Pb Hg)
☐ TX
☐ GOFER

Matrix codes: GW-groundwater, DW-drinking water, SW-surface water, WW-waste water, BW-boiler water, L-limestone, Oil-oil, S-Soil, SL-solid, C-coal, G-gypsum, FA-flyash, BA-bottom ash, M-misc (describe in comment section)
Preservative code- 1=<4°C 2=HNO_3 3=H_2SO_4 4-HCl 5=$Na_2S_2O_3$ 6-Other (Specify)

8/16/2023 (Rev. 1)

Table of Reporting Limits for Groundwater Samples-- Metals Only

Analyte	Unit	GWPS/ MCL/ RSL	Reporting Limits best case
Aluminum	mg/L	0.05 to 0.2	---
Antimony	ug/L	6	5
Arsenic	ug/L	10	5
Arsenic Dissolved	ug/L	---	---
Barium	ug/L	2000	5
Beryllium	ug/L	4	0.5
Boron	ug/L	---	10 to 15
Cadmium	ug/L	5	0.5
Calcium	ug/L	---	0.1
Chromium	ug/L	100	5
Cobalt	ug/L	6	0.5
Copper	mg/L	1	---
Iron	ug/L	300	---
Lead	ug/L	15	1
Lithium	ug/L	40	5
Magnesium	ug/L	---	---
Mercury	ug/L	2	0 2
Molybdenum	ug/L	100	5
Nickel	ug/L	---	---
Potassium	mg/L	---	---
Selenium	ug/L	50	5
Sodium	mg/L	---	---
Thallium	ug/L	2	1
Zinc	ug/L	5000	---

Login Sample Receipt Checklist

Client: South Carolina Public Service Authority

Job Number: 680-238537-1

Login Number: 238537
List Number: 1
Creator: Sims, Robert D

List Source: Eurofins Savannah

Question	Answer	Comment
Radioactivity wasn't checked or is </= background as measured by a survey meter.	N/A	
The cooler's custody seal, if present, is intact.	True	
Sample custody seals, if present, are intact.	True	
The cooler or samples do not appear to have been compromised or tampered with.	True	
Samples were received on ice.	True	
Cooler Temperature is acceptable.	True	
Cooler Temperature is recorded.	True	
COC is present.	True	
COC is filled out in ink and legible.	True	
COC is filled out with all pertinent information.	True	
Is the Field Sampler's name present on COC?	True	
There are no discrepancies between the containers received and the COC.	True	
Samples are received within Holding Time (excluding tests with immediate HTs)	True	
Sample containers have legible labels.	True	
Containers are not broken or leaking.	True	
Sample collection date/times are provided.	True	
Appropriate sample containers are used.	True	
Sample bottles are completely filled.	True	
Sample Preservation Verified.	N/A	
There is sufficient vol. for all requested analyses, incl. any requested MS/MSDs	True	
Containers requiring zero headspace have no headspace or bubble is <6mm (1/4").	N/A	
Multiphasic samples are not present.	True	
Samples do not require splitting or compositing.	True	
Residual Chlorine Checked.	N/A	

Accreditation/Certification Summary

Client: South Carolina Public Service Authority
Job ID: 680-238537-1
Project/Site: 125915/JM02.09.G01.1/36500

Laboratory: Eurofins Savannah

The accreditations/certifications listed below are applicable to this report.

Authority	Program	Identification Number	Expiration Date
South Carolina	State	98001	06-30-23 *

* Accreditation/Certification renewal pending - accreditation/certification considered valid.

GEL Laboratories LLC
a member of The GEL Group INC

PO Box 30712 Charleston, SC 29417
2040 Savage Road Charleston, SC 29407
P 843.556.8171
F 843.766.1178

gel.com

August 17, 2023

Ms. Jeanette Gilmetti
Santee Cooper
P.O. Box 2946101
OCO3
Moncks Corner, South Carolina 29461

Re: ABS Lab Analytical
Work Order: 630054

Dear Ms. Gilmetti:

GEL Laboratories, LLC (GEL) appreciates the opportunity to provide the enclosed analytical results for the sample(s) we received on July 21, 2023. This original data report has been prepared and reviewed in accordance with GEL's standard operating procedures.

The samples were delivered with proper chain of custody documentation and signatures. All sample containers arrived without any visible signs of tampering or breakage. There are no additional comments concerning sample receipt.

Test results for NELAP or ISO 17025 accredited tests are verified to meet the requirements of those standards, with any exceptions noted. The results reported relate only to the items tested and to the sample as received by the laboratory. These results may not be reproduced except as full reports without approval by the laboratory. Copies of GEL's accreditations and certifications can be found on our website at www.gel.com.

Our policy is to provide high quality, personalized analytical services to enable you to meet your analytical needs on time every time. We trust that you will find everything in order and to your satisfaction. If you have any questions, please do not hesitate to call me at (843) 556-8171, ext. 4289.

Sincerely,

Julie Robinson
Project Manager

Purchase Order: 398684
Enclosures

GEL LABORATORIES LLC
2040 Savage Road Charleston SC 29407 - (843) 556-8171 - www.gel.com

Certificate of Analysis Report
for

SOOP001 Santee Cooper

Client SDG: 630054 GEL Work Order: 630054

The Qualifiers in this report are defined as follows:

* A quality control analyte recovery is outside of specified acceptance criteria

** Analyte is a Tracer compound

** Analytc is a surrogatc compound

U Analyte was analyzed for, but not detected above the MDL, MDA, MDC or LOD.

Where the analytical method has been performed under NELAP certification, the analysis has met all of the requirements of the NELAC standard unless qualified on the Certificate of Analysis.

The designation ND, if present, appears in the result column when the analyte concentration is not detected above the limit as defined in the 'U' qualifier above.

This data report has been prepared and reviewed in accordance with GEL Laboratories LLC standard operating procedures. Please direct any questions to your Project Manager, Julie Robinson.

Reviewed by 

GEL LABORATORIES LLC
2040 Savage Road Charleston SC 29407 - (843) 556-8171 - www.gel.com

Certificate of Analysis

Report Date: August 17, 2023

Company :	Santee Cooper
Address :	P.O. Box 2946101 OCO3 Moncks Corner, South Carolina 29461
Contact:	Ms. Jeanette Gilmetti
Project:	ABS Lab Analytical

Client Sample ID:	AF68725	Project:	SOOP00119
Sample ID:	630054001	Client ID:	SOOP001
Matrix:	GW		
Collect Date:	18-JUL-23 11:49		
Receive Date:	21-JUL-23		
Collector:	Client		

Parameter	Qualifier	Result	Uncertainty	MDC	RL	Units	PF	DF	Analyst	Date	Time	Batch	Method
Rad Gas Flow Proportional Counting													
GFPC, Ra228, Liquid "As Received"													
Radium-228		1.69	+/-1.08	1.60	3.00	pCi/L			JE1	08/09/23	1337	2464193	1
Radium-226+Radium-228 Calculation "See Parent Products"													
Radium-226+228 Sum		3.46	+/-1.25			pCi/L			NXL1	08/17/23	1207	2464198	2
Rad Radium-226													
Lucas Cell, Ra226, Liquid "As Received"													
Radium-226		1.76	+/-0.637	0.695	1.00	pCi/L			LXP1	08/17/23	0843	2464194	3

The following Analytical Methods were performed:

Method	Description	Analyst Comments
1	EPA 904.0/SW846 9320 Modified	
2	Calculation	
3	EPA 903.1 Modified	

Surrogate/Tracer Recovery	Test	Result	Nominal	Recovery%	Acceptable Limits
Barium-133 Tracer	GFPC, Ra228, Liquid "As Received"			83.5	(15%-125%)

Notes:
Counting Uncertainty is calculated at the 95% confidence level (1.96-sigma).

Column headers are defined as follows:

DF: Dilution Factor	Lc/LC: Critical Level
DL: Detection Limit	PF: Prep Factor
MDA: Minimum Detectable Activity	RL: Reporting Limit
MDC: Minimum Detectable Concentration	SQL: Sample Quantitation Limit

GEL LABORATORIES LLC
2040 Savage Road Charleston SC 29407 - (843) 556-8171 - www.gel.com

Certificate of Analysis

Report Date: August 17, 2023

Company :	Santee Cooper
Address :	P.O. Box 2946101 OCO3 Moncks Corner, South Carolina 29461
Contact:	Ms. Jeanette Gilmetti
Project:	ABS Lab Analytical

Client Sample ID:	AF68742	Project:	SOOP00119
Sample ID:	630054002	Client ID:	SOOP001
Matrix:	GW		
Collect Date:	18-JUL-23 14:53		
Receive Date:	21-JUL-23		
Collector:	Client		

Parameter	Qualifier	Result	Uncertainty	MDC	RL	Units	PF	DF	Analyst	Date	Time	Batch	Method
Rad Gas Flow Proportional Counting													
GFPC, Ra228, Liquid "As Received"													
Radium-228	U	-0.146	+/-0.647	1.34	3.00	pCi/L			JE1	08/09/23	1337	2464193	1
Radium-226+Radium-228 Calculation "See Parent Products"													
Radium-226+228 Sum		0.686	+/-0.748			pCi/L			NXL1	08/17/23	1207	2464198	2
Rad Radium-226													
Lucas Cell, Ra226, Liquid "As Received"													
Radium-226		0.686	+/-0.376	0.411	1.00	pCi/L			LXP1	08/17/23	0843	2464194	3

The following Analytical Methods were performed:

Method	Description	Analyst Comments
1	EPA 904.0/SW846 9320 Modified	
2	Calculation	
3	EPA 903.1 Modified	

Surrogate/Tracer Recovery	Test	Result	Nominal	Recovery%	Acceptable Limits
Barium-133 Tracer	GFPC, Ra228, Liquid "As Received"			80.9	(15%-125%)

Notes:
Counting Uncertainty is calculated at the 95% confidence level (1.96-sigma).

Column headers are defined as follows:

DF: Dilution Factor	Lc/LC: Critical Level
DL: Detection Limit	PF: Prep Factor
MDA: Minimum Detectable Activity	RL: Reporting Limit
MDC: Minimum Detectable Concentration	SQL: Sample Quantitation Limit

GEL LABORATORIES LLC
2040 Savage Road Charleston SC 29407 - (843) 556-8171 - www.gel.com

Certificate of Analysis

Report Date: August 17, 2023

Company :	Santee Cooper
Address :	P.O. Box 2946101 OCO3 Moncks Corner, South Carolina 29461
Contact:	Ms. Jeanette Gilmetti
Project:	ABS Lab Analytical

Client Sample ID:	AF68747	Project:	SOOP00119
Sample ID:	630054003	Client ID:	SOOP001
Matrix:	GW		
Collect Date:	17-JUL-23 10:08		
Receive Date:	21-JUL-23		
Collector:	Client		

Parameter	Qualifier	Result	Uncertainty	MDC	RL	Units	PF	DF	Analyst	Date	Time	Batch	Method
Rad Gas Flow Proportional Counting													
GFPC, Ra228, Liquid "As Received"													
Radium-228	U	0.780	+/-1.07	1.83	3.00	pCi/L			JE1	08/09/23	1337	2464193	1
Radium-226+Radium-228 Calculation "See Parent Products"													
Radium-226+228 Sum		0.830	+/-1.12			pCi/L			NXL1	08/17/23	1207	2464198	2
Rad Radium-226													
Lucas Cell, Ra226, Liquid "As Received"													
Radium-226	U	0.0502	+/-0.326	0.672	1.00	pCi/L			LXP1	08/17/23	0843	2464194	3

The following Analytical Methods were performed:

Method	Description	Analyst Comments
1	EPA 904.0/SW846 9320 Modified	
2	Calculation	
3	EPA 903.1 Modified	

Surrogate/Tracer Recovery	Test	Result	Nominal	Recovery%	Acceptable Limits
Barium-133 Tracer	GFPC, Ra228, Liquid "As Received"			83.6	(15%-125%)

Notes:
Counting Uncertainty is calculated at the 95% confidence level (1.96-sigma).

Column headers are defined as follows:

DF: Dilution Factor	Lc/LC: Critical Level
DL: Detection Limit	PF: Prep Factor
MDA: Minimum Detectable Activity	RL: Reporting Limit
MDC: Minimum Detectable Concentration	SQL: Sample Quantitation Limit

GEL LABORATORIES LLC
2040 Savage Road Charleston SC 29407 - (843) 556-8171 - www.gel.com

Certificate of Analysis

Report Date: August 17, 2023

Company :	Santee Cooper
Address :	P.O. Box 2946101 OCO3 Moncks Corner, South Carolina 29461
Contact:	Ms. Jeanette Gilmetti
Project:	ABS Lab Analytical

Client Sample ID:	AF68731	Project:	SOOP00119
Sample ID:	630054004	Client ID:	SOOP001
Matrix:	GW		
Collect Date:	17-JUL-23 11:15		
Receive Date:	21-JUL-23		
Collector:	Client		

Parameter	Qualifier	Result	Uncertainty	MDC	RL	Units	PF	DF	Analyst	Date	Time	Batch	Method
Rad Gas Flow Proportional Counting													
GFPC, Ra228, Liquid "As Received"													
Radium-228	U	1.43	+/-0.956	1.46	3.00	pCi/L			JE1	08/09/23	1337	2464193	1
Radium-226+Radium-228 Calculation "See Parent Products"													
Radium-226+228 Sum		3.62	+/-1.18			pCi/L			NXL1	08/17/23	1207	2464198	2
Rad Radium-226													
Lucas Cell, Ra226, Liquid "As Received"													
Radium-226		2.19	+/-0.690	0.625	1.00	pCi/L			LXP1	08/17/23	0915	2464194	3

The following Analytical Methods were performed:

Method	Description	Analyst Comments
1	EPA 904.0/SW846 9320 Modified	
2	Calculation	
3	EPA 903.1 Modified	

Surrogate/Tracer Recovery	Test	Result	Nominal	Recovery%	Acceptable Limits
Barium-133 Tracer	GFPC, Ra228, Liquid "As Received"			90.9	(15%-125%)

Notes:
Counting Uncertainty is calculated at the 95% confidence level (1.96-sigma).

Column headers are defined as follows:

DF: Dilution Factor	Lc/LC: Critical Level
DL: Detection Limit	PF: Prep Factor
MDA: Minimum Detectable Activity	RL: Reporting Limit
MDC: Minimum Detectable Concentration	SQL: Sample Quantitation Limit

GEL LABORATORIES LLC
2040 Savage Road Charleston SC 29407 - (843) 556-8171 - www.gel.com

Certificate of Analysis

Report Date: August 17, 2023

Company :	Santee Cooper
Address :	P.O. Box 2946101 OCO3 Moncks Corner, South Carolina 29461
Contact:	Ms. Jeanette Gilmetti
Project:	ABS Lab Analytical

Client Sample ID:	AF68723	Project:	SOOP00119
Sample ID:	630054005	Client ID:	SOOP001
Matrix:	GW		
Collect Date:	17-JUL-23 13:00		
Receive Date:	21-JUL-23		
Collector:	Client		

Parameter	Qualifier	Result	Uncertainty	MDC	RL	Units	PF	DF	Analyst	Date	Time	Batch	Method
Rad Gas Flow Proportional Counting													
GFPC, Ra228, Liquid "As Received"													
Radium-228		2.31	+/-0.984	1.25	3.00	pCi/L			JE1	08/09/23	1337	2464193	1
Radium-226+Radium-228 Calculation "See Parent Products"													
Radium-226+228 Sum		2.99	+/-1.09			pCi/L			NXL1	08/17/23	1207	2464198	2
Rad Radium-226													
Lucas Cell, Ra226, Liquid "As Received"													
Radium-226		0.688	+/-0.472	0.659	1.00	pCi/L			LXP1	08/17/23	0915	2464194	3

The following Analytical Methods were performed:

Method	Description	Analyst Comments
1	EPA 904.0/SW846 9320 Modified	
2	Calculation	
3	EPA 903.1 Modified	

Surrogate/Tracer Recovery	Test	Result	Nominal	Recovery%	Acceptable Limits
Barium-133 Tracer	GFPC, Ra228, Liquid "As Received"			86	(15%-125%)

Notes:
Counting Uncertainty is calculated at the 95% confidence level (1.96-sigma).

Column headers are defined as follows:

DF: Dilution Factor	Lc/LC: Critical Level
DL: Detection Limit	PF: Prep Factor
MDA: Minimum Detectable Activity	RL: Reporting Limit
MDC: Minimum Detectable Concentration	SQL: Sample Quantitation Limit

GEL LABORATORIES LLC
2040 Savage Road Charleston SC 29407 - (843) 556-8171 - www.gel.com

Certificate of Analysis

Report Date: August 17, 2023

Company :	Santee Cooper
Address :	P.O. Box 2946101 OCO3 Moncks Corner, South Carolina 29461
Contact:	Ms. Jeanette Gilmetti
Project:	ABS Lab Analytical

Client Sample ID:	AF68724	Project:	SOOP00119
Sample ID:	630054006	Client ID:	SOOP001
Matrix:	GW		
Collect Date:	17-JUL-23 13:05		
Receive Date:	21-JUL-23		
Collector:	Client		

Parameter	Qualifier	Result	Uncertainty	MDC	RL	Units	PF	DF	Analyst	Date	Time	Batch	Method
Rad Gas Flow Proportional Counting													
GFPC, Ra228, Liquid "As Received"													
Radium-228	U	0.607	+/-0.706	1.18	3.00	pCi/L			JE1	08/09/23	1337	2464193	1
Radium-226+Radium-228 Calculation "See Parent Products"													
Radium-226+228 Sum		1.46	+/-0.825			pCi/L			NXL1	08/17/23	1207	2464198	2
Rad Radium-226													
Lucas Cell, Ra226, Liquid "As Received"													
Radium-226		0.856	+/-0.428	0.473	1.00	pCi/L			LXP1	08/17/23	0915	2464194	3

The following Analytical Methods were performed:

Method	Description	Analyst Comments
1	EPA 904.0/SW846 9320 Modified	
2	Calculation	
3	EPA 903.1 Modified	

Surrogate/Tracer Recovery	Test	Result	Nominal	Recovery%	Acceptable Limits
Barium-133 Tracer	GFPC, Ra228, Liquid "As Received"			91.2	(15%-125%)

Notes:
Counting Uncertainty is calculated at the 95% confidence level (1.96-sigma).

Column headers are defined as follows:

DF: Dilution Factor	Lc/LC: Critical Level
DL: Detection Limit	PF: Prep Factor
MDA: Minimum Detectable Activity	RL: Reporting Limit
MDC: Minimum Detectable Concentration	SQL: Sample Quantitation Limit

GEL LABORATORIES LLC
2040 Savage Road Charleston SC 29407 - (843) 556-8171 - www.gel.com

Certificate of Analysis

Report Date: August 17, 2023

Company :	Santee Cooper
Address :	P.O. Box 2946101 OCO3 Moncks Corner, South Carolina 29461
Contact:	Ms. Jeanette Gilmetti
Project:	ABS Lab Analytical

Client Sample ID:	AF68746	Project:	SOOP00119
Sample ID:	630054007	Client ID:	SOOP001
Matrix:	GW		
Collect Date:	17-JUL-23 14:24		
Receive Date:	21-JUL-23		
Collector:	Client		

Parameter	Qualifier	Result	Uncertainty	MDC	RL	Units	PF	DF	Analyst	Date	Time	Batch	Method
Rad Gas Flow Proportional Counting													
GFPC, Ra228, Liquid "As Received"													
Radium-228		1.92	+/-0.974	1.34	3.00	pCi/L			JE1	08/09/23	1337	2464193	1
Radium-226+Radium-228 Calculation "See Parent Products"													
Radium-226+228 Sum		6.65	+/-1.45			pCi/L			NXL1	08/17/23	1207	2464198	2
Rad Radium-226													
Lucas Cell, Ra226, Liquid "As Received"													
Radium-226		4.73	+/-1.07	0.573	1.00	pCi/L			LXP1	08/17/23	0916	2464194	3

The following Analytical Methods were performed:

Method	Description	Analyst Comments
1	EPA 904.0/SW846 9320 Modified	
2	Calculation	
3	EPA 903.1 Modified	

Surrogate/Tracer Recovery	Test	Result	Nominal	Recovery%	Acceptable Limits
Barium-133 Tracer	GFPC, Ra228, Liquid "As Received"			85.2	(15%-125%)

Notes:
Counting Uncertainty is calculated at the 95% confidence level (1.96-sigma).

Column headers are defined as follows:

DF: Dilution Factor	Lc/LC: Critical Level
DL: Detection Limit	PF: Prep Factor
MDA: Minimum Detectable Activity	RL: Reporting Limit
MDC: Minimum Detectable Concentration	SQL: Sample Quantitation Limit

GEL LABORATORIES LLC
2040 Savage Road Charleston SC 29407 - (843) 556-8171 - www.gel.com

Certificate of Analysis

Report Date: August 17, 2023

Company :	Santee Cooper
Address :	P.O. Box 2946101 OCO3 Moncks Corner, South Carolina 29461
Contact:	Ms. Jeanette Gilmetti
Project:	ABS Lab Analytical

Client Sample ID:	AF68726	Project:	SOOP00119
Sample ID:	630054008	Client ID:	SOOP001
Matrix:	GW		
Collect Date:	13-JUL-23 14:16		
Receive Date:	21-JUL-23		
Collector:	Client		

Parameter	Qualifier	Result	Uncertainty	MDC	RL	Units	PF	DF	Analyst	Date	Time	Batch	Method
Rad Gas Flow Proportional Counting													
GFPC, Ra228, Liquid "As Received"													
Radium-228	U	1.84	+/-1.23	1.93	3.00	pCi/L			JE1	08/09/23	1338	2464193	1
Radium-226+Radium-228 Calculation "See Parent Products"													
Radium-226+228 Sum		2.85	+/-1.31			pCi/L			NXL1	08/17/23	1207	2464198	2
Rad Radium-226													
Lucas Cell, Ra226, Liquid "As Received"													
Radium-226		1.01	+/-0.469	0.559	1.00	pCi/L			LXP1	08/17/23	0916	2464194	3

The following Analytical Methods were performed:

Method	Description	Analyst Comments
1	EPA 904.0/SW846 9320 Modified	
2	Calculation	
3	EPA 903.1 Modified	

Surrogate/Tracer Recovery	Test	Result	Nominal	Recovery%	Acceptable Limits
Barium-133 Tracer	GFPC, Ra228, Liquid "As Received"			93.9	(15%-125%)

Notes:
Counting Uncertainty is calculated at the 95% confidence level (1.96-sigma).

Column headers are defined as follows:

DF: Dilution Factor	Lc/LC: Critical Level
DL: Detection Limit	PF: Prep Factor
MDA: Minimum Detectable Activity	RL: Reporting Limit
MDC: Minimum Detectable Concentration	SQL: Sample Quantitation Limit

GEL LABORATORIES LLC
2040 Savage Road Charleston SC 29407 - (843) 556-8171 - www.gel.com

Certificate of Analysis

Report Date: August 17, 2023

Company :	Santee Cooper
Address :	P.O. Box 2946101 OCO3 Moncks Corner, South Carolina 29461
Contact:	Ms. Jeanette Gilmetti
Project:	ABS Lab Analytical

Client Sample ID:	AF68727	Project:	SOOP00119
Sample ID:	630054009	Client ID:	SOOP001
Matrix:	GW		
Collect Date:	13-JUL-23 14:21		
Receive Date:	21-JUL-23		
Collector:	Client		

Parameter	Qualifier	Result	Uncertainty	MDC	RL	Units	PF	DF	Analyst	Date	Time	Batch	Method
Rad Gas Flow Proportional Counting													
GFPC, Ra228, Liquid "As Received"													
Radium-228	U	1.25	+/-0.862	1.32	3.00	pCi/L			JE1	08/09/23	1337	2464193	1
Radium-226+Radium-228 Calculation "See Parent Products"													
Radium-226+228 Sum		2.17	+/-0.944			pCi/L			NXL1	08/17/23	1207	2464198	2
Rad Radium-226													
Lucas Cell, Ra226, Liquid "As Received"													
Radium-226		0.927	+/-0.386	0.295	1.00	pCi/L			LXP1	08/17/23	0916	2464194	3

The following Analytical Methods were performed:

Method	Description	Analyst Comments
1	EPA 904.0/SW846 9320 Modified	
2	Calculation	
3	EPA 903.1 Modified	

Surrogate/Tracer Recovery	Test	Result	Nominal	Recovery%	Acceptable Limits
Barium-133 Tracer	GFPC, Ra228, Liquid "As Received"			91.6	(15%-125%)

Notes:
Counting Uncertainty is calculated at the 95% confidence level (1.96-sigma).

Column headers are defined as follows:

DF: Dilution Factor	Lc/LC: Critical Level
DL: Detection Limit	PF: Prep Factor
MDA: Minimum Detectable Activity	RL: Reporting Limit
MDC: Minimum Detectable Concentration	SQL: Sample Quantitation Limit

GEL LABORATORIES LLC
2040 Savage Road Charleston SC 29407 - (843) 556-8171 - www.gel.com

Certificate of Analysis

Report Date: August 17, 2023

Company :	Santee Cooper
Address :	P.O. Box 2946101 OCO3 Moncks Corner, South Carolina 29461
Contact:	Ms. Jeanette Gilmetti
Project:	ABS Lab Analytical

Client Sample ID:	AF68730	Project:	SOOP00119
Sample ID:	630054010	Client ID:	SOOP001
Matrix:	GW		
Collect Date:	13-JUL-23 10:01		
Receive Date:	21-JUL-23		
Collector:	Client		

Parameter	Qualifier	Result	Uncertainty	MDC	RL	Units	PF	DF	Analyst	Date	Time	Batch	Method
Rad Gas Flow Proportional Counting													
GFPC, Ra228, Liquid "As Received"													
Radium-228	U	0.272	+/-0.745	1.38	3.00	pCi/L			JE1	08/09/23	1337	2464193	1
Radium-226+Radium-228 Calculation "See Parent Products"													
Radium-226+228 Sum		2.75	+/-1.03			pCi/L			NXL1	08/17/23	1207	2464198	2
Rad Radium-226													
Lucas Cell, Ra226, Liquid "As Received"													
Radium-226		2.47	+/-0.719	0.614	1.00	pCi/L			LXP1	08/17/23	0916	2464194	3

The following Analytical Methods were performed:

Method	Description	Analyst Comments
1	EPA 904.0/SW846 9320 Modified	
2	Calculation	
3	EPA 903.1 Modified	

Surrogate/Tracer Recovery	Test	Result	Nominal	Recovery%	Acceptable Limits
Barium-133 Tracer	GFPC, Ra228, Liquid "As Received"			82	(15%-125%)

Notes:
Counting Uncertainty is calculated at the 95% confidence level (1.96-sigma).

Column headers are defined as follows:

DF: Dilution Factor	Lc/LC: Critical Level
DL: Detection Limit	PF: Prep Factor
MDA: Minimum Detectable Activity	RL: Reporting Limit
MDC: Minimum Detectable Concentration	SQL: Sample Quantitation Limit

GEL LABORATORIES LLC
2040 Savage Road Charleston SC 29407 - (843) 556-8171 - www.gel.com

Certificate of Analysis

Report Date: August 17, 2023

Company :	Santee Cooper
Address :	P.O. Box 2946101 OCO3 Moncks Corner, South Carolina 29461
Contact:	Ms. Jeanette Gilmetti
Project:	ABS Lab Analytical

Client Sample ID:	AF68729	Project:	SOOP00119
Sample ID:	630054011	Client ID:	SOOP001
Matrix:	GW		
Collect Date:	13-JUL-23 11:24		
Receive Date:	21-JUL-23		
Collector:	Client		

Parameter	Qualifier	Result	Uncertainty	MDC	RL	Units	PF	DF	Analyst	Date	Time	Batch	Method
Rad Gas Flow Proportional Counting													
GFPC, Ra228, Liquid "As Received"													
Radium-228		2.66	+/-1.11	1.42	3.00	pCi/L			JE1	08/09/23	1337	2464193	1
Radium-226+Radium-228 Calculation "See Parent Products"													
Radium-226+228 Sum		8.89	+/-1.58			pCi/L			NXL1	08/17/23	1207	2464198	2
Rad Radium-226													
Lucas Cell, Ra226, Liquid "As Received"													
Radium-226		6.23	+/-1.12	0.394	1.00	pCi/L			LXP1	08/17/23	0916	2464194	3

The following Analytical Methods were performed:

Method	Description	Analyst Comments
1	EPA 904.0/SW846 9320 Modified	
2	Calculation	
3	EPA 903.1 Modified	

Surrogate/Tracer Recovery	Test	Result	Nominal	Recovery%	Acceptable Limits
Barium-133 Tracer	GFPC, Ra228, Liquid "As Received"			80.5	(15%-125%)

Notes:
Counting Uncertainty is calculated at the 95% confidence level (1.96-sigma).

Column headers are defined as follows:

DF: Dilution Factor	Lc/LC: Critical Level
DL: Detection Limit	PF: Prep Factor
MDA: Minimum Detectable Activity	RL: Reporting Limit
MDC: Minimum Detectable Concentration	SQL: Sample Quantitation Limit

GEL LABORATORIES LLC
2040 Savage Road Charleston SC 29407 - (843) 556-8171 - www.gel.com

Certificate of Analysis

Report Date: August 17, 2023

Company :	Santee Cooper
Address :	P.O. Box 2946101 OCO3 Moncks Corner, South Carolina 29461
Contact:	Ms. Jeanette Gilmetti
Project:	ABS Lab Analytical

Client Sample ID:	AF68728	Project:	SOOP00119
Sample ID:	630054012	Client ID:	SOOP001
Matrix:	GW		
Collect Date:	13-JUL-23 13:32		
Receive Date:	21-JUL-23		
Collector:	Client		

Parameter	Qualifier	Result	Uncertainty	MDC	RL	Units	PF	DF	Analyst	Date	Time	Batch	Method
Rad Gas Flow Proportional Counting													
GFPC, Ra228, Liquid "As Received"													
Radium-228		2.03	+/-1.14	1.70	3.00	pCi/L			JE1	08/09/23	1337	2464193	1
Radium-226+Radium-228 Calculation "See Parent Products"													
Radium-226+228 Sum		3.68	+/-1.28			pCi/L			NXL1	08/17/23	1207	2464198	2
Rad Radium-226													
Lucas Cell, Ra226, Liquid "As Received"													
Radium-226		1.65	+/-0.572	0.492	1.00	pCi/L			LXP1	08/17/23	0947	2464194	3

The following Analytical Methods were performed:

Method	Description	Analyst Comments
1	EPA 904.0/SW846 9320 Modified	
2	Calculation	
3	EPA 903.1 Modified	

Surrogate/Tracer Recovery	Test	Result	Nominal	Recovery%	Acceptable Limits
Barium-133 Tracer	GFPC, Ra228, Liquid "As Received"			80	(15%-125%)

Notes:
Counting Uncertainty is calculated at the 95% confidence level (1.96-sigma).

Column headers are defined as follows:

DF: Dilution Factor	Lc/LC: Critical Level
DL: Detection Limit	PF: Prep Factor
MDA: Minimum Detectable Activity	RL: Reporting Limit
MDC: Minimum Detectable Concentration	SQL: Sample Quantitation Limit

QC Summary

Report Date: August 17, 2023

Santee Cooper
P.O. Box 2946101
OCO3
Moncks Corner, South Carolina

Contact: **Ms. Jeanette Gilmetti**

Workorder: **630054**

Parmname	NOM	Sample	Qual	QC	Units	RPD%	REC%	Range	Anlst	Date Time
Rad Gas Flow										
Batch 2464193										
QC1205466431 630054001 DUP										
Radium-228		1.69		1.53	pCi/L	10.2		(0% - 100%)	JE1	08/09/23 13:36
	Uncertainty	+/-1.08		+/-0.862						
QC1205466432 LCS										
Radium-228	79.4			73.7	pCi/L		92.8	(75%-125%)		08/09/23 13:36
	Uncertainty			+/-4.40						
QC1205466430 MB										
Radium-228			U	0.374	pCi/L					08/09/23 13:36
	Uncertainty			+/-1.10						
Rad Ra-226										
Batch 2464194										
QC1205466427 630054001 DUP										
Radium-226		1.76		1.93	pCi/L	9.03		(0% - 100%)	LXP1	08/17/23 09:47
	Uncertainty	+/-0.637		+/-0.646						
QC1205466429 LCS										
Radium-226	25.6			20.0	pCi/L		78.3	(75%-125%)		08/17/23 09:47
	Uncertainty			+/-1.70						
QC1205466426 MB										
Radium-226			U	0.222	pCi/L					08/17/23 09:47
	Uncertainty			+/-0.288						
QC1205466428 630054001 MS										
Radium-226	131	1.76		121	pCi/L		91.2	(75%-125%)		08/17/23 09:47
	Uncertainty	+/-0.637		+/-9.22						

Notes:

Counting Uncertainty is calculated at the 95% confidence level (1.96-sigma).

The Qualifiers in this report are defined as follows:

- U Analyte was analyzed for, but not detected above the MDL, MDA, MDC or LOD.
- J Value is estimated
- X Consult Case Narrative, Data Summary package, or Project Manager concerning this qualifier
- H Analytical holding time was exceeded
- < Result is less than value reported

QC Summary

Workorder: **630054**

Parmname	NOM	Sample	Qual	QC	Units	RPD%	REC%	Range	Anlst	Date	Time

>	Result is greater than value reported
UI	Gamma Spectroscopy--Uncertain identification
BD	Results are either below the MDC or tracer recovery is low
h	Preparation or preservation holding time was exceeded
R	Sample results are rejected
^	RPD of sample and duplicate evaluated using +/-RL. Concentrations are <5X the RL. Qualifier Not Applicable for Radiochemistry.
N/A	RPD or %Recovery limits do not apply.
ND	Analyte concentration is not detected above the detection limit
M	M if above MDC and less than LLD
NJ	Consult Case Narrative, Data Summary package, or Project Manager concerning this qualifier
FA	Failed analysis.
UJ	Gamma Spectroscopy--Uncertain identification
Q	One or more quality control criteria have not been met. Refer to the applicable narrative or DER.
K	Analyte present. Reported value may be biased high. Actual value is expected to be lower.
UL	Not considered detected. The associated number is the reported concentration, which may be inaccurate due to a low bias.
L	Analyte present. Reported value may be biased low. Actual value is expected to be higher.
N1	See case narrative
Y	Other specific qualifiers were required to properly define the results. Consult case narrative.
**	Analyte is a Tracer compound
M	REMP Result > MDC/CL and < RDL
J	See case narrative for an explanation

N/A indicates that spike recovery limits do not apply when sample concentration exceeds spike conc. by a factor of 4 or more or %RPD not applicable.
^ The Relative Percent Difference (RPD) obtained from the sample duplicate (DUP) is evaluated against the acceptance criteria when the sample is greater than five times (5X) the contract required detection limit (RL). In cases where either the sample or duplicate value is less than 5X the RL, a control limit of +/- the RL is used to evaluate the DUP result.
* Indicates that a Quality Control parameter was not within specifications.
For PS, PSD, and SDILT results, the values listed are the measured amounts, not final concentrations.

Where the analytical method has been performed under NELAP certification, the analysis has met all of the requirements of the NELAC standard unless qualified on the QC Summary.

Radiochemistry
Technical Case Narrative
Santee Cooper
SDG #: 630054

Product: **GFPC, Ra228, Liquid**
Analytical Method: EPA 904.0/SW846 9320 Modified
Analytical Procedure: GL-RAD-A-063 REV# 5
Analytical Batch: 2464193

The following samples were analyzed using the above methods and analytical procedure(s).

GEL Sample ID#	Client Sample Identification
630054001	AF68725
630054002	AF68742
630054003	AF68747
630054004	AF68731
630054005	AF68723
630054006	AF68724
630054007	AF68746
630054008	AF68726
630054009	AF68727
630054010	AF68730
630054011	AF68729
630054012	AF68728
1205466430	Method Blank (MB)
1205466431	630054001(AF68725) Sample Duplicate (DUP)
1205466432	Laboratory Control Sample (LCS)

The samples in this SDG were analyzed on an "as received" basis.

Data Summary:

There are no exceptions, anomalies or deviations from the specified methods. All sample data provided in this report met the acceptance criteria specified in the analytical methods and procedures for initial calibration, continuing calibration, instrument controls and process controls where applicable.

Product: **Lucas Cell, Ra226, Liquid**
Analytical Method: EPA 903.1 Modified
Analytical Procedure: GL-RAD-A-008 REV# 15
Analytical Batch: 2464194

The following samples were analyzed using the above methods and analytical procedure(s).

GEL Sample ID#	Client Sample Identification
630054001	AF68725
630054002	AF68742
630054003	AF68747
630054004	AF68731

630054005	AF68723
630054006	AF68724
630054007	AF68746
630054008	AF68726
630054009	AF68727
630054010	AF68730
630054011	AF68729
630054012	AF68728
1205466426	Method Blank (MB)
1205466427	630054001(AF68725) Sample Duplicate (DUP)
1205466428	630054001(AF68725) Matrix Spike (MS)
1205466429	Laboratory Control Sample (LCS)

The samples in this SDG were analyzed on an "as received" basis.

Data Summary:

All sample data provided in this report met the acceptance criteria specified in the analytical methods and procedures for initial calibration, continuing calibration, instrument controls and process controls where applicable, with the following exceptions.

Miscellaneous Information

Additional Comments
The matrix spike, 1205466428 (AF68725MS), aliquot was reduced to conserve sample volume.

Certification Statement

Where the analytical method has been performed under NELAP certification, the analysis has met all of the requirements of the NELAC standard unless otherwise noted in the analytical case narrative.

Contract Lab Info: GEL Contract Lab Due Date (Lab Only): 8 / 21 / 23 Send report to lcwillia@santeecooper.com & sjbrown@santeecooper.com

Chain of Custody

630064

santee cooper
Santee Cooper
One Riverwood Drive
Moncks Corner, SC 29461
Phone: (843)761-8000 Ext. 5148
Fax: (843)761-4175

Customer Email/Report Recipient: LCWILLIA @santeecooper.com

Date Results Needed by: ___/___/___

Project/Task/Unit #: 125915 / JM02.09.G01.1 / 36500

Rerun request for any flagged QC (Yes) No

Labworks ID # (Internal use only)	Sample Location/ Description	Collection Date	Collection Time	Sample Collector	Total # of containers	Bottle type: (Glass-G/Plastic-P)	Grab (G) or Composite (C)	Matrix(see below)	Preservative (see below)	Comments • Method # • Reporting limit • Misc. sample info • Any other notes	Analysis Group: RAD 226	RAD 228	TOTAL RAD CALC	
AF68725	WAP-13	7/18/23	1149	WJK ML	2	P	G	GW	2		1	1	X	
AF68742	WAP-25	〃	1453	〃	〃	〃	〃	〃	〃		〃	〃	〃	
AF68747	WAP-29	7/17/23	1008	〃	〃	〃	〃	〃	〃		〃	〃	〃	
〃 31	WAP-15	〃	1115	〃	〃	〃	〃	〃	〃		〃	〃	〃	
〃 23	WAP-12	〃	1300	〃	〃	〃	〃	〃	〃		〃	〃	〃	
〃 24	WAP-12 DUP	〃	1305	〃	〃	〃	〃	〃	〃		〃	〃	〃	
〃 46	WAP-28	〃	1424	〃	〃	〃	〃	〃	〃		〃	〃	〃	

Relinquished by:	Employee#	Date	Time	Received by:	Employee #	Date	Time
SJBrown	35594	7/21/23	0945		GEL	7/21/23	0945
Relinquished by:	Employee#	Date	Time	Received by:	Employee #	Date	Time
	GEL	7.21.23	1555		GEL	7/21/23	1555
Relinquished by:	Employee#	Date	Time	Received by:	Employee #	Date	Time

Sample Receiving (Internal Use Only)
TEMP (°C):_____ **Initial:**_____
Correct pH: Yes No
Preservative Lot#:
Date/Time/Init for preservative:

☐ METALS (all)

☐ Ag	☐ Cu	☐ Sb
☐ Al	☐ Fe	☐ Se
☐ As	☐ K	☐ Sn
☐ B	☐ Li	☐ Sr
☐ Ba	☐ Mg	☐ Ti
☐ Be	☐ Mn	☐ Tl
☐ Ca	☐ Mo	☐ V
☐ Cd	☐ Na	☐ Zn
☐ Co	☐ Ni	☐ Hg
☐ Cr	☐ Pb	☐ CrVI

Nutrients
☐ TOC
☐ DOC
☐ TP/TPO4
☐ NH3-N
☐ F
☐ Cl
☐ NO2
☐ Br
☐ NO3
☐ SO4

MISC.
☐ BTEX
☐ Naphthalene
☐ THM/HAA
☐ VOC
☐ Oil & Grease
☐ E. Coli
☐ Total Coliform
☐ pH
☐ Dissolved As
☐ Dissolved Fe
☐ Rad 226
☐ Rad 228
☐ PCB

Gypsum
☐ Wallboard Gypsum(*all below*)
☐ AIM
☐ TOC
☐ Total metals
☐ Soluble Metals
☐ Purity (CaSO4)
☐ % Moisture
☐ Sulfites
☐ pH
☐ Chlorides
☐ Particle Size
☐ Sulfur

Coal
☐ Ultimate
☐ % Moisture
☐ Ash
☐ Sulfur
☐ BTUs
☐ Volatile Matter
☐ CHN
Other Tests:
☐ XRF Scan
☐ HGI
☐ Fineness
☐ Particulate Matter

Flyash
☐ Ammonia
☐ LOI
☐ % Carbon
☐ Mineral Analysis
☐ Sieve
☐ % Moisture

NPDES
☐ Oil & Grease
☐ As
☐ TSS

Oil
☐ Trans. Oil Qual.
☐ %Moisture
☐ Color
☐ Acidity
☐ Dielectric Strength
☐ IFT
☐ Dissolved Gases
☐ Used Oil
☐ Flashpoint
☐ Metals in oil (As,Cd,Cr,Ni,Pb Hg)
☐ TX
☐ GOFER

Matrix codes: GW-groundwater, DW-drinking water, SW-surface water, WW-waste water, BW-boiler water, L-limestone, Oil-oil, S-Soil, SL-solid, C-coal, G-gypsum, FA-flyash, BA-bottom ash, M-misc (describe in comment section)
Preservative code: 1=4°C 2=HNO_3 3=H_2SO_4 4-HCl 5=$Na_2S_2O_3$ 6-Other (Specify)

Contract Lab Info: GEL Contract Lab Due Date (Lab Only): 8 / 21 / 23 Send report to lcwillia@santeecooper.com & sjbrown@santeecooper.com

Chain of Custody

santee cooper
Santee Cooper
One Riverwood Drive
Moncks Corner, SC 29461
Phone: (843)761-8000 Ext. 5148
Fax: (843)761-4175

Customer Email/Report Recipient: LCWILLIA @santeecooper.com

Date Results Needed by: ___/___/___

Project/Task/Unit #: 125915 / JM02.09.G01.1 / 36500

Rerun request for any flagged QC (Yes) No

Analysis Group

Labworks ID # (Internal use only)	Sample Location/ Description	Collection Date	Collection Time	Sample Collector	Total # of containers	Bottle type: (Glass-G/Plastic-P)	Grab (G) or Composite (C)	Matrix(see below)	Preservative (see below)	Comments • Method # • Reporting limit • Misc. sample info • Any other notes	RAD 226	RAD 228	TOTAL RAD CALC	
AF68726	WAP-14	7/13/23	1416	WJK ML	2	P	G	GW	2		1	1	X	
AF68727	WAP-14 DUP	〃	1421	〃	〃	〃	〃	〃	〃		〃	〃	〃	
AF68730	WAP-14C	〃	1001	〃	〃	〃	〃	〃	〃		〃	〃	〃	
AF68729	WAP-14B	〃	1124	〃	〃	〃	〃	〃	〃		〃	〃	〃	
AF68728	WAP-14A	〃	1332	〃	〃	〃	〃	〃	〃		〃	〃	〃	

Relinquished by:	Employee#	Date	Time	Received by:	Employee #	Date	Time
SJBrown	35594	7/21/23	0945	[signature]	GEL	7/21/23	0945
Relinquished by:	Employee#	Date	Time	Received by:	Employee #	Date	Time
[signature]	GEL	7.21.23	1555	[signature]	GEL	7/21/23	1555
Relinquished by:	Employee#	Date	Time	Received by:	Employee #	Date	Time

Sample Receiving (Internal Use Only)
TEMP (°C): _____ **Initial:** _____
Correct pH: Yes No
Preservative Lot#:
Date/Time/Init for preservative:

☐ **METALS (all)**

☐ Ag	☐ Cu	☐ Sb
☐ Al	☐ Fe	☐ Se
☐ As	☐ K	☐ Sn
☐ B	☐ Li	☐ Sr
☐ Ba	☐ Mg	☐ Ti
☐ Be	☐ Mn	☐ Tl
☐ Ca	☐ Mo	☐ V
☐ Cd	☐ Na	☐ Zn
☐ Co	☐ Ni	☐ Hg
☐ Cr	☐ Pb	☐ CrVI

Nutrients
- ☐ TOC
- ☐ DOC
- ☐ TP/TPO4
- ☐ NH3-N
- ☐ F
- ☐ Cl
- ☐ NO2
- ☐ Br
- ☐ NO3
- ☐ SO4

MISC.
- ☐ BTEX
- ☐ Naphthalene
- ☐ THM/HAA
- ☐ VOC
- ☐ Oil & Grease
- ☐ E. Coli
- ☐ Total Coliform
- ☐ pH
- ☐ Dissolved As
- ☐ Dissolved Fe
- ☐ Rad 226
- ☐ Rad 228
- ☐ PCB

Gypsum
- ☐ Wallboard Gypsum(*all below*)
  - ☐ AIM
  - ☐ TOC
  - ☐ Total metals
  - ☐ Soluble Metals
  - ☐ Purity (CaSO4)
  - ☐ % Moisture
  - ☐ Sulfites
  - ☐ pH
  - ☐ Chlorides
  - ☐ Particle Size
- ☐ Sulfur

Coal
- ☐ Ultimate
  - ☐ % Moisture
  - ☐ Ash
  - ☐ Sulfur
  - ☐ BTUs
  - ☐ Volatile Matter
  - ☐ CHN
- **Other Tests:**
  - ☐ XRF Scan
  - ☐ HGI
  - ☐ Fineness
  - ☐ Particulate Matter

Flyash
- ☐ Ammonia
- ☐ LOI
- ☐ % Carbon
- ☐ Mineral Analysis
- ☐ Sieve
- ☐ % Moisture

NPDES
- ☐ Oil & Grease
- ☐ As
- ☐ TSS

Oil
- ☐ Trans. Oil Qual.
  - ☐ %Moisture
  - ☐ Color
  - ☐ Acidity
  - ☐ Dielectric Strength
  - ☐ IFT
  - ☐ Dissolved Gases
- ☐ Used Oil
  - ☐ Flashpoint
  - ☐ Metals in oil (As,Cd,Cr,Ni,Pb Hg)
  - ☐ TX
  - ☐ GOFER

Matrix codes: GW-groundwater, DW-drinking water, SW-surface water, WW-waste water, BW-boiler water, L-limestone, Oil-oil, S-Soil, SL-solid, C-coal, G-gypsum, FA-flyash, BA-bottom ash, M-misc (describe in comment section)
Preservative codes 1=4°C 2=HNO_3 3=H_2SO_4 4-HCl 5=$Na_2S_2O_3$ 6-Other (Specify)

JR

GEL Laboratories LLC

SAMPLE RECEIPT & REVIEW FORM

Client: SOOP	**SDG/AR/COC/Work Order:** [redacted] 630054
Received By: EG	**Date Received:** 7/21/23 1555
Carrier and Tracking Number	Circle Applicable: FedEx Express FedEx Ground UPS Field Services Courier Other

Suspected Hazard Information	Yes	No	
			*If Net Counts > 100cpm on samples not marked "radioactive", contact the Radiation Safety Group for further investigation.
A)Shipped as a DOT Hazardous?		✓	Hazard Class Shipped: UN#: If UN2910, Is the Radioactive Shipment Survey Compliant? Yes___ No___
B) Did the client designate the samples are to be received as radioactive?		✓	COC notation or radioactive stickers on containers equal client designation.
C) Did the RSO classify the samples as radioactive?		✓	Maximum Net Counts Observed* (Observed Counts - Area Background Counts): _____CPM / mR/Hr **Classified as: Rad 1 Rad 2 Rad 3**
D) Did the client designate samples are hazardous?		✓	COC notation or hazard labels on containers equal client designation.
E) Did the RSO identify possible hazards?		✓	If D or E is yes, select Hazards below. PCB's Flammable Foreign Soil RCRA Asbestos Beryllium Other:

	Sample Receipt Criteria	Yes	NA	No	**Comments/Qualifiers (Required for Non-Conforming Items)**
1	Shipping containers received intact and sealed?	✓			Circle Applicable: Seals broken Damaged container Leaking container Other (describe)
2	Chain of custody documents included with shipment?	✓			Circle Applicable: Client contacted and provided COC COC created upon receipt
3	Samples requiring cold preservation within (0 ≤ 6 deg. C)?*	✓			Preservation Method: (Wet Ice) Ice Packs Dry ice None Other: *all temperatures are recorded in Celsius TEMP: 6
4	Daily check performed and passed on IR temperature gun?	✓			**Temperature Device Serial #:** IR5-23 Secondary Temperature Device Serial # (If Applicable):
5	Sample containers intact and sealed?	✓			Circle Applicable: Seals broken Damaged container Leaking container Other (describe)
6	Samples requiring chemical preservation at proper pH?			✓	Sample ID's and Containers Affected: WAP-14 DUP, WAP-15, WAP-14 pH>2 If Preservation added, Lot#:
7	Do any samples require Volatile Analysis?			✓	If Yes, are Encores or Soil Kits present for solids? Yes___ No___ NA___(If yes, take to VOA Freezer) Do liquid VOA vials contain acid preservation? Yes___ No___ NA___(If unknown, select No) Are liquid VOA vials free of headspace? Yes___ No___ NA___ Sample ID's and containers affected:
8	Samples received within holding time?	✓			ID's and tests affected:
9	Sample ID's on COC match ID's on bottles?	✓			ID's and containers affected:
10	Date & time on COC match date & time on bottles?	✓			Circle Applicable: No dates on containers No times on containers COC missing info Other (describe)
11	Number of containers received match number indicated on COC?	✓			Circle Applicable: No container count on COC Other (describe)
12	Are sample containers identifiable as GEL provided by use of GEL labels?	✓			
13	COC form is properly signed in relinquished/received sections?	✓			Circle Applicable: Not relinquished Other (describe)

Comments (Use Continuation Form if needed):

PM (or PMA) review: Initials CO Date 7/24/23 Page 1 of 1

GL-CHL-SR-001 Rev 7

List of current GEL Certifications as of 17 August 2023

State	Certification
Alabama	42200
Alaska	17-018
Alaska Drinking Water	SC00012
Arkansas	88-0651
CLIA	42D0904046
California	2940
Colorado	SC00012
Connecticut	PH-0169
DoD ELAP/ ISO17025 A2LA	2567.01
Florida NELAP	E87156
Foreign Soils Permit	P330-15-00283, P330-15-00253
Georgia	SC00012
Georgia SDWA	967
Hawaii	SC00012
Idaho	SC00012
Illinois NELAP	200029
Indiana	C-SC-01
Kansas NELAP	E-10332
Kentucky SDWA	90129
Kentucky Wastewater	90129
Louisiana Drinking Water	LA024
Louisiana NELAP	03046 (AI33904)
Maine	2019020
Maryland	270
Massachusetts	M-SC012
Massachusetts PFAS Approv	Letter
Michigan	9976
Mississippi	SC00012
Nebraska	NE-OS-26-13
Nevada	SC000122023-4
New Hampshire NELAP	2054
New Jersey NELAP	SC002
New Mexico	SC00012
New York NELAP	11501
North Carolina	233
North Carolina SDWA	45709
North Dakota	R-158
Oklahoma	2022-160
Pennsylvania NELAP	68-00485
Puerto Rico	SC00012
S. Carolina Radiochem	10120002
Sanitation Districts of L	9255651
South Carolina Chemistry	10120001
Tennessee	TN 02934
Texas NELAP	T104704235-22-20
Utah NELAP	SC000122022-37
Vermont	VT87156
Virginia NELAP	460202
Washington	C780

GEL Laboratories LLC
a member of The GEL Group INC

2040 Savage Road | Charleston, SC 29407
843.556.8171
gel.com

September 08, 2023

Ms. Jeanette Gilmetti
Santee Cooper
P.O. Box 2946101
OCO3
Moncks Corner, South Carolina 29461

Re: ABS Lab Analytical
Work Order: 635742

Dear Ms. Gilmetti:

GEL Laboratories, LLC (GEL) appreciates the opportunity to provide the enclosed analytical results for the sample(s) we received on September 01, 2023. This original data report has been prepared and reviewed in accordance with GEL's standard operating procedures.

The samples were delivered with proper chain of custody documentation and signatures. All sample containers arrived without any visible signs of tampering or breakage. There are no additional comments concerning sample receipt.

Test results for NELAP or ISO 17025 accredited tests are verified to meet the requirements of those standards, with any exceptions noted. The results reported relate only to the items tested and to the sample as received by the laboratory. These results may not be reproduced except as full reports without approval by the laboratory. Copies of GEL's accreditations and certifications can be found on our website at www.gel.com.

Our policy is to provide high quality, personalized analytical services to enable you to meet your analytical needs on time every time. We trust that you will find everything in order and to your satisfaction. If you have any questions, please do not hesitate to call me at (843) 556-8171, ext. 4289.

Sincerely,

Julie Robinson
Project Manager

Purchase Order: 398684
Enclosures

GEL LABORATORIES LLC
2040 Savage Road Charleston SC 29407 - (843) 556-8171 - www.gel.com

Certificate of Analysis Report
for

SOOP001 Santee Cooper

Client SDG: 635742 GEL Work Order: 635742

The Qualifiers in this report are defined as follows:

* A quality control analyte recovery is outside of specified acceptance criteria
** Analyte is a Tracer compound
** Analyte is a surrogate compound
H Analytical holding time was exceeded
J Value is estimated
U Analyte was analyzed for, but not detected above the MDL, MDA, MDC or LOD.

Where the analytical method has been performed under NELAP certification, the analysis has met all of the requirements of the NELAC standard unless qualified on the Certificate of Analysis.

The designation ND, if present, appears in the result column when the analyte concentration is not detected above the limit as defined in the 'U' qualifier above.

This data report has been prepared and reviewed in accordance with GEL Laboratories LLC standard operating procedures. Please direct any questions to your Project Manager, Julie Robinson.

Reviewed by 

GEL LABORATORIES LLC
2040 Savage Road Charleston SC 29407 - (843) 556-8171 - www.gel.com

Certificate of Analysis

Report Date: September 8, 2023

Company :	Santee Cooper
Address :	P.O. Box 2946101 OCO3 Moncks Corner, South Carolina 29461
Contact:	Ms. Jeanette Gilmetti
Project:	ABS Lab Analytical

Client Sample ID:	AF75783	Project:	SOOP00119
Sample ID:	635742001	Client ID:	SOOP001
Matrix:	GW		
Collect Date:	23-AUG-23 13:49		
Receive Date:	01-SEP-23		
Collector:	Client		

Parameter	Qualifier	Result	DL	RL	Units	PF	DF	Analyst	Date	Time	Batch	Method
Ion Chromatography												
EPA 300.0 Fluoride, Liquid "As Received"												
Chloride		212	3.35	10.0	mg/L		50	JLD1	09/03/23	1326	2486861	1
Sulfate		57.6	6.65	20.0	mg/L		50					
Fluoride	J	0.0685	0.0330	0.100	mg/L		1	JLD1	09/02/23	1419	2486861	2

The following Analytical Methods were performed:

Method	Description	Analyst Comments
1	EPA 300.0	
2	EPA 300.0	

Notes:

Column headers are defined as follows:

DF: Dilution Factor
DL: Detection Limit
MDA: Minimum Detectable Activity
MDC: Minimum Detectable Concentration
Lc/LC: Critical Level
PF: Prep Factor
RL: Reporting Limit
SQL: Sample Quantitation Limit

GEL LABORATORIES LLC
2040 Savage Road Charleston SC 29407 - (843) 556-8171 - www.gel.com

Certificate of Analysis

Report Date: September 8, 2023

Company :	Santee Cooper
Address :	P.O. Box 2946101 OCO3 Moncks Corner, South Carolina 29461
Contact:	Ms. Jeanette Gilmetti
Project:	ABS Lab Analytical

Client Sample ID:	AF75784	Project:	SOOP00119
Sample ID:	635742002	Client ID:	SOOP001
Matrix:	GW		
Collect Date:	23-AUG-23 11:09		
Receive Date:	01-SEP-23		
Collector:	Client		

Parameter	Qualifier	Result	DL	RL	Units	PF	DF	Analyst	Date	Time	Batch	Method
Ion Chromatography												
EPA 300.0 Fluoride, Liquid "As Received"												
Chloride		354	6.70	20.0	mg/L		100	JLD1	09/03/23	1358	2486861	1
Sulfate		99.8	13.3	40.0	mg/L		100					
Fluoride		0.233	0.0330	0.100	mg/L		1	JLD1	09/02/23	1451	2486861	2

The following Analytical Methods were performed:

Method	Description	Analyst Comments
1	EPA 300.0	
2	EPA 300.0	

Notes:

Column headers are defined as follows:

DF: Dilution Factor	Lc/LC: Critical Level
DL: Detection Limit	PF: Prep Factor
MDA: Minimum Detectable Activity	RL: Reporting Limit
MDC: Minimum Detectable Concentration	SQL: Sample Quantitation Limit

GEL LABORATORIES LLC
2040 Savage Road Charleston SC 29407 - (843) 556-8171 - www.gel.com

Certificate of Analysis

Report Date: September 8, 2023

Company :	Santee Cooper
Address :	P.O. Box 2946101 OCO3 Moncks Corner, South Carolina 29461
Contact:	Ms. Jeanette Gilmetti
Project:	ABS Lab Analytical

Client Sample ID:	AF75785	Project:	SOOP00119
Sample ID:	635742003	Client ID:	SOOP001
Matrix:	GW		
Collect Date:	23-AUG-23 11:14		
Receive Date:	01-SEP-23		
Collector:	Client		

Parameter	Qualifier	Result	DL	RL	Units	PF	DF	Analyst	Date	Time	Batch	Method
Ion Chromatography												
EPA 300.0 Fluoride, Liquid "As Received"												
Fluoride		0.237	0.0330	0.100	mg/L		1	JLD1	09/02/23	1523	2486861	1
Chloride		325	6.70	20.0	mg/L		100	JLD1	09/03/23	1430	2486861	2
Sulfate		96.0	13.3	40.0	mg/L		100					

The following Analytical Methods were performed:

Method	Description	Analyst Comments
1	EPA 300.0	
2	EPA 300.0	

Notes:

Column headers are defined as follows:

DF: Dilution Factor	Lc/LC: Critical Level
DL: Detection Limit	PF: Prep Factor
MDA: Minimum Detectable Activity	RL: Reporting Limit
MDC: Minimum Detectable Concentration	SQL: Sample Quantitation Limit

GEL LABORATORIES LLC
2040 Savage Road Charleston SC 29407 - (843) 556-8171 - www.gel.com

Certificate of Analysis

Report Date: September 8, 2023

Company :	Santee Cooper
Address :	P.O. Box 2946101 OCO3 Moncks Corner, South Carolina 29461
Contact:	Ms. Jeanette Gilmetti
Project:	ABS Lab Analytical

Client Sample ID:	AF75786	Project:	SOOP00119
Sample ID:	635742004	Client ID:	SOOP001
Matrix:	GW		
Collect Date:	23-AUG-23 12:35		
Receive Date:	01-SEP-23		
Collector:	Client		

Parameter	Qualifier	Result	DL	RL	Units	PF	DF	Analyst	Date	Time	Batch	Method
Ion Chromatography												
EPA 300.0 Fluoride, Liquid "As Received"												
Chloride		862	13.4	40.0	mg/L		200	JLD1	09/03/23	1502	2486861	1
Sulfate		650	26.6	80.0	mg/L		200					
Fluoride	U	ND	0.0330	0.100	mg/L		1	JLD1	09/02/23	1554	2486861	2

The following Analytical Methods were performed:

Method	Description	Analyst Comments
1	EPA 300.0	
2	EPA 300.0	

Notes:

Column headers are defined as follows:

DF: Dilution Factor
DL: Detection Limit
MDA: Minimum Detectable Activity
MDC: Minimum Detectable Concentration
Lc/LC: Critical Level
PF: Prep Factor
RL: Reporting Limit
SQL: Sample Quantitation Limit

GEL LABORATORIES LLC
2040 Savage Road Charleston, SC 29407 - (843) 556-8171 - www.gel.com

QC Summary

Report Date: September 8, 2023

Santee Cooper
P.O. Box 2946101
OCO3
Moncks Corner, South Carolina

Contact: **Ms. Jeanette Gilmetti**

Workorder: **635742**

Parmname	NOM		Sample	Qual	QC	Units	RPD%	REC%	Range	Anlst	Date Time
Ion Chromatography											
Batch 2486861											
QC1205506681 635758008 DUP											
Chloride		H	8.12	H	8.10	mg/L	0.269		(0%-20%)	JLD1	09/03/23 02:32
Fluoride		H	0.123	H	0.126	mg/L	2.81 ^		(+/-0.100)		
Sulfate		H	22.7	H	22.6	mg/L	0.432		(0%-20%)		09/03/23 16:06
QC1205506678 LCS											
Chloride	5.00				4.70	mg/L		94.1	(90%-110%)		09/03/23 00:56
Fluoride	2.50				2.41	mg/L		96.4	(90%-110%)		
Sulfate	10.0				9.54	mg/L		95.4	(90%-110%)		
QC1205506677 MB											
Chloride				U	ND	mg/L					09/03/23 00:24
Fluoride				U	ND	mg/L					
Sulfate				U	ND	mg/L					
QC1205506682 635758008 PS											
Chloride	5.00	H	8.12	H	13.4	mg/L		105	(90%-110%)		09/03/23 03:04
Fluoride	2.50	H	0.123	H	2.43	mg/L		92.2	(90%-110%)		
Sulfate	10.0	H	11.3	H	21.1	mg/L		97.4	(90%-110%)		09/03/23 16:38

Notes:

QC Summary

Workorder: 635742

Parmname	NOM	Sample	Qual	QC	Units	RPD%	REC%	Range	Anlst	Date	Time

The Qualifiers in this report are defined as follows:

U	Analyte was analyzed for, but not detected above the MDL, MDA, MDC or LOD.
J	Value is estimated
X	Consult Case Narrative, Data Summary package, or Project Manager concerning this qualifier
H	Analytical holding time was exceeded
<	Result is less than value reported
>	Result is greater than value reported
h	Preparation or preservation holding time was exceeded
R	Sample results are rejected
Z	Paint Filter Test--Particulates passed through the filter, however no free liquids were observed.
d	5-day BOD--The 2:1 depletion requirement was not met for this sample
^	RPD of sample and duplicate evaluated using +/-RL. Concentrations are <5X the RL. Qualifier Not Applicable for Radiochemistry.
N/A	RPD or %Recovery limits do not apply.
ND	Analyte concentration is not detected above the detection limit
NJ	Consult Case Narrative, Data Summary package, or Project Manager concerning this qualifier
E	General Chemistry--Concentration of the target analyte exceeds the instrument calibration range
Q	One or more quality control criteria have not been met. Refer to the applicable narrative or DER.
N1	See case narrative
R	Per section 9.3.4.1 of Method 1664 Revision B, due to matrix spike recovery issues, this result may not be reported or used for regulatory compliance purposes.
B	The target analyte was detected in the associated blank.
e	5-day BOD--Test replicates show more than 30% difference between high and low values. The data is qualified per the method and can be used for reporting purposes
J	See case narrative for an explanation

N/A indicates that spike recovery limits do not apply when sample concentration exceeds spike conc. by a factor of 4 or more or %RPD not applicable.
^ The Relative Percent Difference (RPD) obtained from the sample duplicate (DUP) is evaluated against the acceptance criteria when the sample is greater than five times (5X) the contract required detection limit (RL). In cases where either the sample or duplicate value is less than 5X the RL, a control limit of +/- the RL is used to evaluate the DUP result.
* Indicates that a Quality Control parameter was not within specifications.
For PS, PSD, and SDILT results, the values listed are the measured amounts, not final concentrations.

Where the analytical method has been performed under NELAP certification, the analysis has met all of the requirements of the NELAC standard unless qualified on the QC Summary.

General Chemistry
Technical Case Narrative
Santee Cooper
SDG #: 635742

Product: **Ion Chromatography**
Analytical Method: EPA 300.0
Analytical Procedure: GL-GC-E-086 REV# 33
Analytical Batch: 2486861

The following samples were analyzed using the above methods and analytical procedure(s).

GEL Sample ID#	Client Sample Identification
635742001	AF75783
635742002	AF75784
635742003	AF75785
635742004	AF75786
1205506677	Method Blank (MB)
1205506678	Laboratory Control Sample (LCS)
1205506681	635758008(AF71297) Sample Duplicate (DUP)
1205506682	635758008(AF71297) Post Spike (PS)

The samples in this SDG were analyzed on an "as received" basis.

Data Summary:

All sample data provided in this report met the acceptance criteria specified in the analytical methods and procedures for initial calibration, continuing calibration, instrument controls and process controls where applicable, with the following exceptions.

Technical Information

Holding Times
Samples (See Below) were received by the laboratory outside of the method specified holding time. The data is qualified.

Sample	Analyte	Value
1205506681 (AF71297DUP)		Received 01-SEP-23, out of holding 30-AUG-23
1205506682 (AF71297PS)		Received 01-SEP-23, out of holding 30-AUG-23

Sample Dilutions
The following samples 1205506681 (AF71297DUP), 1205506682 (AF71297PS), 635742001 (AF75783), 635742002 (AF75784), 635742003 (AF75785) and 635742004 (AF75786) were diluted because target analyte concentrations exceeded the calibration range. Dilutions may be required for many reasons, including to minimize matrix interferences or to bring over range target analyte concentrations into the linear calibration range.

Analyte	635742			
	001	002	003	004
Chloride	50X	100X	100X	200X

Sulfate	50X	100X	100X	200X

Miscellaneous Information

Manual Integrations
Sample 635742004 (AF75786) was manually integrated to correctly position the baseline as set in the calibration standards.

Certification Statement

Where the analytical method has been performed under NELAP certification, the analysis has met all of the requirements of the NELAC standard unless otherwise noted in the analytical case narrative.

Contract Lab Info: GEL Contract Lab Due Date (Lab Only): 9 / 11 / 23 Send report to lcwillia@santeecooper.com & sjbrown@santeecooper.com

Chain of Custody

santee cooper
Santee Cooper
One Riverwood Drive
Moncks Corner, SC 29461
Phone: (843)761-8000 Ext. 5148
Fax: (843)761-4175

635742

Customer Email/Report Recipient: LINDA.WILLIAMS@santeecooper.com

Date Results Needed by: ___/___/___

Project/Task/Unit #: 125915 / JM02.09.G01.1 / 36500

Rerun request for any flagged QC Yes (No)

Analysis Group

Labworks ID # (Internal use only)	Sample Location/ Description	Collection Date	Collection Time	Sample Collector	Total # of containers	Bottle type: (Glass-G/Plastic-P)	Grab (G) or Composite (C)	Matrix(see below)	Preservative (see below)	Comments • Method # • Reporting limit • Misc. sample info • Any other notes	F, Cl, SO4			
AF75783	WAP-27	8/23/23	1349	JDM BB	1	P	G	GW	1		X			
84	WAP-28		1109								X			
85	WAP-28D		1114								X			
86	WAP-29		1235								X			

Relinquished by:	Employee#	Date	Time	Received by:	Employee #	Date	Time
	36851	9/1/23	947		GEL	9/1/23	0847
Relinquished by:	**Employee#**	**Date**	**Time**	**Received by:**	**Employee #**	**Date**	**Time**
	GEL	9/1/23	1610	MAA	Coll	9123	1610
Relinquished by:	**Employee#**	**Date**	**Time**	**Received by:**	**Employee #**	**Date**	**Time**

Sample Receiving (Internal Use Only)
TEMP (°C):_____ **Initial:**_____
Correct pH: Yes No
Preservative Lot#:
Date/Time/Init for preservative:

☐ METALS (all)

☐ Ag	☐ Cu	☐ Sb
☐ Al	☐ Fe	☐ Se
☐ As	☐ K	☐ Sn
☐ B	☐ Li	☐ Sr
☐ Ba	☐ Mg	☐ Ti
☐ Be	☐ Mn	☐ Tl
☐ Ca	☐ Mo	☐ V
☐ Cd	☐ Na	☐ Zn
☐ Co	☐ Ni	☐ Hg
☐ Cr	☐ Pb	☐ CrVI

Nutrients
☐ TOC
☐ DOC
☐ TP/TPO4
☐ NH3-N
☐ F
☐ Cl
☐ NO2
☐ Br
☐ NO3
☐ SO4

MISC.
☐ BTEX
☐ Naphthalene
☐ THM/HAA
☐ VOC
☐ Oil & Grease
☐ E. Coli
☐ Total Coliform
☐ pH
☐ Dissolved As
☐ Dissolved Fe
☐ Rad 226
☐ Rad 228
☐ PCB

Gypsum
☐ **Wallboard Gypsum(*all below*)**
☐ AIM
☐ TOC
☐ Total metals
☐ Soluble Metals
☐ Purity (CaSO4)
☐ % Moisture
☐ Sulfites
☐ pH
☐ Chlorides
☐ Particle Size
☐ Sulfur

Coal
☐ **Ultimate**
☐ % Moisture
☐ Ash
☐ Sulfur
☐ BTUs
☐ Volatile Matter
☐ CHN
Other Tests:
☐ XRF Scan
☐ HGI
☐ Fineness
☐ Particulate Matter

Flyash
☐ Ammonia
☐ LOI
☐ % Carbon
☐ Mineral Analysis
☐ Sieve
☐ % Moisture

NPDES
☐ Oil & Grease
☐ As
☐ TSS

Oil
☐ **Trans. Oil Qual.**
☐ %Moisture
☐ Color
☐ Acidity
☐ Dielectric Strength
☐ IFT
☐ Dissolved Gases
☐ **Used Oil**
☐ Flashpoint
☐ Metals in oil (As,Cd,Cr,Ni,Pb Hg)
☐ TX
☐ GOFER

Matrix codes: GW-groundwater, DW-drinking water, SW-surface water, WW-waste water, BW-boiler water, L-limestone, Oil-oil, S-Soil, SL-solid, C-coal, G-gypsum, FA-flyash, BA-bottom ash, M-misc (describe in comment section)
Preservative code- 1=<4°C 2=HNO_3 3=H_2SO_4 4-HCl 5=$Na_2S_2O_3$ 6-Other (Specify)

GEL Laboratories LLC

SAMPLE RECEIPT & REVIEW FORM

Client: SCP	**SDG/AR/COC/Work Order:** 635742 SR
Received By: MVH	**Date Received:** 09-01-2023
Carrier and Tracking Number	Circle Applicable: FedEx Express FedEx Ground UPS Field Services Courier Other

Suspected Hazard Information	Yes	No	*If Net Counts > 100cpm on samples not marked "radioactive", contact the Radiation Safety Group for further investigation.
A)Shipped as a DOT Hazardous?		✓	Hazard Class Shipped: UN#: If UN2910, Is the Radioactive Shipment Survey Compliant? Yes___ No___
B) Did the client designate the samples are to be received as radioactive?		✓	COC notation or radioactive stickers on containers equal client designation.
C) Did the RSO classify the samples as radioactive?		✓	Maximum Net Counts Observed* (Observed Counts - Area Background Counts): 30 CPM / mR/Hr **Classified as: Rad 1 Rad 2 Rad 3**
D) Did the client designate samples are hazardous?		✓	COC notation or hazard labels on containers equal client designation.
E) Did the RSO identify possible hazards?		✓	If D or E is yes, select Hazards below. PCB's Flammable Foreign Soil RCRA Asbestos Beryllium Other:

	Sample Receipt Criteria	Yes	NA	No	Comments/Qualifiers (Required for Non-Conforming Items)
1	Shipping containers received intact and sealed?	✓			Circle Applicable: Seals broken Damaged container Leaking container Other (describe)
2	Chain of custody documents included with shipment?	✓			Circle Applicable: Client contacted and provided COC COC created upon receipt
3	Samples requiring cold preservation within (0 ≤ 6 deg. C)?*	✓			Preservation Method: Wet Ice Ice Packs Dry ice None Other: *all temperatures are recorded in Celsius TEMP: 4
4	Daily check performed and passed on IR temperature gun?	✓			**Temperature Device Serial #:** IR2-21 Secondary Temperature Device Serial # (If Applicable):
5	Sample containers intact and sealed?	✓			Circle Applicable: Seals broken Damaged container Leaking container Other (describe)
6	Samples requiring chemical preservation at proper pH?	✓	X		Sample ID's and Containers Affected: PW19-5-COC1 If Preservation added, Lot#:
7	Do any samples require Volatile Analysis?			✓	If Yes, are Encores or Soil Kits present for solids? Yes___ No___ NA___(If yes, take to VOA Freezer) Do liquid VOA vials contain acid preservation? Yes___ No___ NA___(If unknown, select No) Are liquid VOA vials free of headspace? Yes___ No___ NA___ Sample ID's and containers affected:
8	Samples received within holding time?	✓			ID's and tests affected:
9	Sample ID's on COC match ID's on bottles?	✓			ID's and containers affected:
10	Date & time on COC match date & time on bottles?	✓			Circle Applicable: No dates on containers No times on containers COC missing info Other (describe)
11	Number of containers received match number indicated on COC?	✓			Circle Applicable: No container count on COC Other (describe)
12	Are sample containers identifiable as GEL provided by use of GEL labels?			✓	
13	COC form is properly signed in relinquished/received sections?	✓			Circle Applicable: Not relinquished Other (describe)

Comments (Use Continuation Form if needed):

PM (or PMA) review: Initials SLW Date 9/5/23 Page 1 of 1

GL-CHL-SR-001 Rev 7

List of current GEL Certifications as of 08 September 2023

State	Certification
Alabama	42200
Alaska	17-018
Alaska Drinking Water	SC00012
Arkansas	88-0651
CLIA	42D0904046
California	2940
Colorado	SC00012
Connecticut	PH-0169
DoD ELAP/ ISO17025 A2LA	2567.01
Florida NELAP	E87156
Foreign Soils Permit	P330-15-00283, P330-15-00253
Georgia	SC00012
Georgia SDWA	967
Hawaii	SC00012
Idaho	SC00012
Illinois NELAP	200029
Indiana	C-SC-01
Kansas NELAP	E-10332
Kentucky SDWA	90129
Kentucky Wastewater	90129
Louisiana Drinking Water	LA024
Louisiana NELAP	03046 (AI33904)
Maine	2019020
Maryland	270
Massachusetts	M-SC012
Massachusetts PFAS Approv	Letter
Michigan	9976
Mississippi	SC00012
Nebraska	NE-OS-26-13
Nevada	SC000122023-4
New Hampshire NELAP	2054
New Jersey NELAP	SC002
New Mexico	SC00012
New York NELAP	11501
North Carolina	233
North Carolina SDWA	45709
North Dakota	R-158
Oklahoma	2022-160
Pennsylvania NELAP	68-00485
Puerto Rico	SC00012
S. Carolina Radiochem	10120002
Sanitation Districts of L	9255651
South Carolina Chemistry	10120001
Tennessee	TN 02934
Texas NELAP	T104704235-22-20
Utah NELAP	SC000122022-37
Vermont	VT87156
Virginia NELAP	460202
Washington	C780

eurofins | Environment Testing

1 2 3 4 5 6 7 8 9 10 11 12 13 14

ANALYTICAL REPORT

PREPARED FOR

Attn: Linda Williams
South Carolina Public Service Authority
Santee Cooper
PO BOX 2946101
Moncks Corner, South Carolina 29461-2901

Generated 8/9/2023 8:43:07 AM

JOB DESCRIPTION

125915/JM02.08.G01.1/36500

JOB NUMBER

680-238535-1

Eurofins Savannah
5102 LaRoche Avenue
Savannah GA 31404

See page two for job notes and contact information.

my EOL

Job Notes

This report may not be reproduced except in full, and with written approval from the laboratory. The results relate only to the samples tested. For questions please contact the Project Manager at the e-mail address or telephone number listed on this page.

The test results in this report relate only to the samples as received by the laboratory and will meet all requirements of the methodology, with any exceptions noted. This report shall not be reproduced except in full, without the express written approval of the laboratory. All questions should be directed to the Eurofins Environment Testing Southeast, LLC Project Manager.

Authorization



Generated
8/9/2023 8:43:07 AM

Authorized for release by
Jerry Lanier, Project Manager I
Jerry.Lanier@et.eurofinsus.com
(912)250-0281

Table of Contents

Cover Page 1
Table of Contents 3
Case Narrative 4
Sample Summary 5
Method Summary 6
Definitions 7
Detection Summary 8
Client Sample Results 10
QC Sample Results 18
QC Association 21
Chronicle 23
Chain of Custody 25
Receipt Checklists 27
Certification Summary 28

Job ID: 680-238535-1

Laboratory: Eurofins Savannah

Narrative

Job Narrative
680-238535-1

Receipt
The samples were received on 8/2/2023 10:45 AM. Unless otherwise noted below, the samples arrived in good condition, and, where required, properly preserved and on ice. The temperature of the cooler at receipt time was 4.3°C

Receipt Exceptions
The following samples were listed on the Chain of Custody (COC); however, no samples were received: AF68753 (680-238535-1), AF68759 (680-238535-2), AF68752 (680-238535-3), AF68735 (680-238535-4), AF68756 (680-238535-5), AF68758 (680-238535-6), AF68759 (680-238535-7), AF68736 (680-238535-8) and AF68754 (680-238535-9).

Sample -7 not found in cooler.

Sample 9 not listed on COC.

Metals
No additional analytical or quality issues were noted, other than those described above or in the Definitions/ Glossary page.

Sample Summary

Client: South Carolina Public Service Authority
Project/Site: 125915/JM02.08.G01.1/36500

Job ID: 680-238535-1

Lab Sample ID	Client Sample ID	Matrix	Collected	Received
680-238535-1	AF68753	Water	07/06/23 13:08	08/02/23 10:45
680-238535-2	AF68759	Water	07/06/23 13:13	08/02/23 10:45
680-238535-3	AF68752	Water	07/06/23 14:09	08/02/23 10:45
680-238535-4	AF68735	Water	07/05/23 09:35	08/02/23 10:45
680-238535-5	AF68756	Water	07/05/23 11:39	08/02/23 10:45
680-238535-6	AF68758	Water	07/06/23 09:47	08/02/23 10:45
680-238535-8	AF68736	Water	07/06/23 11:21	08/02/23 10:45
680-238535-9	AF68754	Water	07/06/23 13:13	08/02/23 10:45

Method Summary

Client: South Carolina Public Service Authority
Project/Site: 125915/JM02.08.G01.1/36500

Job ID: 680-238535-1

Method	Method Description	Protocol	Laboratory
6010D	Metals (ICP)	SW846	EET SAV
6020B	Metals (ICP/MS)	SW846	EET SAV
3005A	Preparation, Total Recoverable or Dissolved Metals	SW846	EET SAV

Protocol References:

SW846 = "Test Methods For Evaluating Solid Waste, Physical/Chemical Methods", Third Edition, November 1986 And Its Updates.

Laboratory References:

EET SAV = Eurofins Savannah, 5102 LaRoche Avenue, Savannah, GA 31404, TEL (912)354-7858

Definitions/Glossary

Client: South Carolina Public Service Authority
Project/Site: 125915/JM02.08.G01.1/36500

Job ID: 680-238535-1

Qualifiers

Metals

Qualifier	Qualifier Description
U	Indicates the analyte was analyzed for but not detected.

Glossary

Abbreviation	These commonly used abbreviations may or may not be present in this report.
¤	Listed under the "D" column to designate that the result is reported on a dry weight basis
%R	Percent Recovery
CFL	Contains Free Liquid
CFU	Colony Forming Unit
CNF	Contains No Free Liquid
DER	Duplicate Error Ratio (normalized absolute difference)
Dil Fac	Dilution Factor
DL	Detection Limit (DoD/DOE)
DL, RA, RE, IN	Indicates a Dilution, Re-analysis, Re-extraction, or additional Initial metals/anion analysis of the sample
DLC	Decision Level Concentration (Radiochemistry)
EDL	Estimated Detection Limit (Dioxin)
LOD	Limit of Detection (DoD/DOE)
LOQ	Limit of Quantitation (DoD/DOE)
MCL	EPA recommended "Maximum Contaminant Level"
MDA	Minimum Detectable Activity (Radiochemistry)
MDC	Minimum Detectable Concentration (Radiochemistry)
MDL	Method Detection Limit
ML	Minimum Level (Dioxin)
MPN	Most Probable Number
MQL	Method Quantitation Limit
NC	Not Calculated
ND	Not Detected at the reporting limit (or MDL or EDL if shown)
NEG	Negative / Absent
POS	Positive / Present
PQL	Practical Quantitation Limit
PRES	Presumptive
QC	Quality Control
RER	Relative Error Ratio (Radiochemistry)
RL	Reporting Limit or Requested Limit (Radiochemistry)
RPD	Relative Percent Difference, a measure of the relative difference between two points
TEF	Toxicity Equivalent Factor (Dioxin)
TEQ	Toxicity Equivalent Quotient (Dioxin)
TNTC	Too Numerous To Count

Detection Summary

Client: South Carolina Public Service Authority
Project/Site: 125915/JM02.08.G01.1/36500

Job ID: 680-238535-1

Client Sample ID: AF68753 — Lab Sample ID: 680-238535-1

Analyte	Result	Qualifier	RL	MDL	Unit	Dil Fac	D	Method	Prep Type
Calcium	90200		500		ug/L	1		6010D	Total Recoverable
Barium	38.4		5.00		ug/L	1		6020B	Total Recoverable
Iron	3330		100		ug/L	1		6020B	Total Recoverable

Client Sample ID: AF68759 — Lab Sample ID: 680-238535-2

Analyte	Result	Qualifier	RL	MDL	Unit	Dil Fac	D	Method	Prep Type
Calcium	190000		500		ug/L	1		6010D	Total Recoverable
Arsenic	4.53		3.00		ug/L	1		6020B	Total Recoverable
Barium	41.7		5.00		ug/L	1		6020B	Total Recoverable
Iron	433		100		ug/L	1		6020B	Total Recoverable

Client Sample ID: AF68752 — Lab Sample ID: 680-238535-3

Analyte	Result	Qualifier	RL	MDL	Unit	Dil Fac	D	Method	Prep Type
Calcium	18700		500		ug/L	1		6010D	Total Recoverable
Arsenic	10.7		3.00		ug/L	1		6020B	Total Recoverable
Barium	32.8		5.00		ug/L	1		6020B	Total Recoverable
Cobalt	0.810		0.500		ug/L	1		6020B	Total Recoverable
Iron	608		100		ug/L	1		6020B	Total Recoverable

Client Sample ID: AF68735 — Lab Sample ID: 680-238535-4

Analyte	Result	Qualifier	RL	MDL	Unit	Dil Fac	D	Method	Prep Type
Calcium	92600		500		ug/L	1		6010D	Total Recoverable
Arsenic	216		3.00		ug/L	1		6020B	Total Recoverable
Barium	139		5.00		ug/L	1		6020B	Total Recoverable
Cobalt	0.780		0.500		ug/L	1		6020B	Total Recoverable
Iron	1040		100		ug/L	1		6020B	Total Recoverable

Client Sample ID: AF68756 — Lab Sample ID: 680-238535-5

Analyte	Result	Qualifier	RL	MDL	Unit	Dil Fac	D	Method	Prep Type
Calcium	62200		500		ug/L	1		6010D	Total Recoverable
Arsenic	77.6		3.00		ug/L	1		6020B	Total Recoverable
Barium	33.3		5.00		ug/L	1		6020B	Total Recoverable
Cobalt	1.09		0.500		ug/L	1		6020B	Total Recoverable

This Detection Summary does not include radiochemical test results.

Eurofins Savannah

Client: South Carolina Public Service Authority
Job ID: 680-238535-1
Project/Site: 125915/JM02.08.G01.1/36500

Client Sample ID: AF68756 (Continued)
Lab Sample ID: 680-238535-5

Analyte	Result	Qualifier	RL	MDL	Unit	Dil Fac	D	Method	Prep Type
Iron	1750		100		ug/L	1		6020B	Total Recoverable

Client Sample ID: AF68758
Lab Sample ID: 680-238535-6

Analyte	Result	Qualifier	RL	MDL	Unit	Dil Fac	D	Method	Prep Type
Calcium	193000		500		ug/L	1		6010D	Total Recoverable
Arsenic	4.57		3.00		ug/L	1		6020B	Total Recoverable
Barium	41.4		5.00		ug/L	1		6020B	Total Recoverable
Iron	466		100		ug/L	1		6020B	Total Recoverable

Client Sample ID: AF68736
Lab Sample ID: 680-238535-8

Analyte	Result	Qualifier	RL	MDL	Unit	Dil Fac	D	Method	Prep Type
Calcium	639000		500		ug/L	1		6010D	Total Recoverable
Arsenic	173		3.00		ug/L	1		6020B	Total Recoverable
Barium	104		5.00		ug/L	1		6020B	Total Recoverable
Cobalt	0.640		0.500		ug/L	1		6020B	Total Recoverable
Iron	2750		100		ug/L	1		6020B	Total Recoverable

Client Sample ID: AF68754
Lab Sample ID: 680-238535-9

Analyte	Result	Qualifier	RL	MDL	Unit	Dil Fac	D	Method	Prep Type
Calcium	88000		500		ug/L	1		6010D	Total Recoverable
Barium	38.4		5.00		ug/L	1		6020B	Total Recoverable
Iron	3320		100		ug/L	1		6020B	Total Recoverable

This Detection Summary does not include radiochemical test results.

Client: South Carolina Public Service Authority
Project/Site: 125915/JM02.08.G01.1/36500

Job ID: 680-238535-1

Client Sample ID: AF68753

Date Collected: 07/06/23 13:08
Date Received: 08/02/23 10:45

Lab Sample ID: 680-238535-1

Matrix: Water

Method: SW846 6010D - Metals (ICP) - Total Recoverable

Analyte	Result	Qualifier	RL	MDL	Unit	D	Prepared	Analyzed	Dil Fac
Calcium	**90200**		500		ug/L		08/03/23 06:38	08/04/23 17:33	1
Selenium	20.0	U	20.0		ug/L		08/03/23 06:38	08/04/23 17:33	1

Method: SW846 6020B - Metals (ICP/MS) - Total Recoverable

Analyte	Result	Qualifier	RL	MDL	Unit	D	Prepared	Analyzed	Dil Fac
Antimony	5.00	U	5.00		ug/L		08/03/23 06:38	08/08/23 15:42	1
Arsenic	3.00	U	3.00		ug/L		08/03/23 06:38	08/08/23 15:42	1
Barium	**38.4**		5.00		ug/L		08/03/23 06:38	08/08/23 15:42	1
Beryllium	0.500	U	0.500		ug/L		08/03/23 06:38	08/08/23 15:42	1
Cadmium	0.500	U	0.500		ug/L		08/03/23 06:38	08/08/23 15:42	1
Chromium	5.00	U	5.00		ug/L		08/03/23 06:38	08/08/23 15:42	1
Cobalt	0.500	U	0.500		ug/L		08/03/23 06:38	08/08/23 15:42	1
Copper	5.00	U	5.00		ug/L		08/03/23 06:38	08/08/23 15:42	1
Iron	**3330**		100		ug/L		08/03/23 06:38	08/08/23 15:42	1
Lead	2.50	U	2.50		ug/L		08/03/23 06:38	08/08/23 15:42	1
Nickel	5.00	U	5.00		ug/L		08/03/23 06:38	08/08/23 15:42	1
Thallium	1.00	U	1.00		ug/L		08/03/23 06:38	08/08/23 15:42	1
Zinc	20.0	U	20.0		ug/L		08/03/23 06:38	08/08/23 15:42	1

Client: South Carolina Public Service Authority
Job ID: 680-238535-1
Project/Site: 125915/JM02.08.G01.1/36500

Client Sample ID: AF68759
Lab Sample ID: 680-238535-2
Date Collected: 07/06/23 13:13
Matrix: Water
Date Received: 08/02/23 10:45

Method: SW846 6010D - Metals (ICP) - Total Recoverable

Analyte	Result	Qualifier	RL	MDL	Unit	D	Prepared	Analyzed	Dil Fac
Calcium	**190000**		500		ug/L		08/03/23 06:38	08/04/23 17:30	1
Selenium	20.0	U	20.0		ug/L		08/03/23 06:38	08/04/23 17:30	1

Method: SW846 6020B - Metals (ICP/MS) - Total Recoverable

Analyte	Result	Qualifier	RL	MDL	Unit	D	Prepared	Analyzed	Dil Fac
Antimony	5.00	U	5.00		ug/L		08/03/23 06:38	08/08/23 15:38	1
Arsenic	**4.53**		3.00		ug/L		08/03/23 06:38	08/08/23 15:38	1
Barium	**41.7**		5.00		ug/L		08/03/23 06:38	08/08/23 15:38	1
Beryllium	0.500	U	0.500		ug/L		08/03/23 06:38	08/08/23 15:38	1
Cadmium	0.500	U	0.500		ug/L		08/03/23 06:38	08/08/23 15:38	1
Chromium	5.00	U	5.00		ug/L		08/03/23 06:38	08/08/23 15:38	1
Cobalt	0.500	U	0.500		ug/L		08/03/23 06:38	08/08/23 15:38	1
Copper	5.00	U	5.00		ug/L		08/03/23 06:38	08/08/23 15:38	1
Iron	**433**		100		ug/L		08/03/23 06:38	08/08/23 15:38	1
Lead	2.50	U	2.50		ug/L		08/03/23 06:38	08/08/23 15:38	1
Nickel	5.00	U	5.00		ug/L		08/03/23 06:38	08/08/23 15:38	1
Thallium	1.00	U	1.00		ug/L		08/03/23 06:38	08/08/23 15:38	1
Zinc	20.0	U	20.0		ug/L		08/03/23 06:38	08/08/23 15:38	1

Client: South Carolina Public Service Authority
Project/Site: 125915/JM02.08.G01.1/36500

Job ID: 680-238535-1

Client Sample ID: AF68752

Date Collected: 07/06/23 14:09
Date Received: 08/02/23 10:45

Lab Sample ID: 680-238535-3

Matrix: Water

Method: SW846 6010D - Metals (ICP) - Total Recoverable

Analyte	Result	Qualifier	RL	MDL	Unit	D	Prepared	Analyzed	Dil Fac
Calcium	**18700**		500		ug/L		08/03/23 06:38	08/04/23 17:38	1
Selenium	20.0	U	20.0		ug/L		08/03/23 06:38	08/04/23 17:38	1

Method: SW846 6020B - Metals (ICP/MS) - Total Recoverable

Analyte	Result	Qualifier	RL	MDL	Unit	D	Prepared	Analyzed	Dil Fac
Antimony	5.00	U	5.00		ug/L		08/03/23 06:38	08/08/23 15:50	1
Arsenic	**10.7**		3.00		ug/L		08/03/23 06:38	08/08/23 15:50	1
Barium	**32.8**		5.00		ug/L		08/03/23 06:38	08/08/23 15:50	1
Beryllium	0.500	U	0.500		ug/L		08/03/23 06:38	08/08/23 15:50	1
Cadmium	0.500	U	0.500		ug/L		08/03/23 06:38	08/08/23 15:50	1
Chromium	5.00	U	5.00		ug/L		08/03/23 06:38	08/08/23 15:50	1
Cobalt	**0.810**		0.500		ug/L		08/03/23 06:38	08/08/23 15:50	1
Copper	5.00	U	5.00		ug/L		08/03/23 06:38	08/08/23 15:50	1
Iron	**608**		100		ug/L		08/03/23 06:38	08/08/23 15:50	1
Lead	2.50	U	2.50		ug/L		08/03/23 06:38	08/08/23 15:50	1
Nickel	5.00	U	5.00		ug/L		08/03/23 06:38	08/08/23 15:50	1
Thallium	1.00	U	1.00		ug/L		08/03/23 06:38	08/08/23 15:50	1
Zinc	20.0	U	20.0		ug/L		08/03/23 06:38	08/08/23 15:50	1

Client: South Carolina Public Service Authority
Job ID: 680-238535-1
Project/Site: 125915/JM02.08.G01.1/36500

Client Sample ID: AF68735
Lab Sample ID: 680-238535-4
Date Collected: 07/05/23 09:35
Matrix: Water
Date Received: 08/02/23 10:45

Method: SW846 6010D - Metals (ICP) - Total Recoverable

Analyte	Result	Qualifier	RL	MDL	Unit	D	Prepared	Analyzed	Dil Fac
Calcium	**92600**		500		ug/L		08/07/23 12:18	08/08/23 14:06	1
Selenium	20.0	U	20.0		ug/L		08/07/23 12:18	08/08/23 14:06	1

Method: SW846 6020B - Metals (ICP/MS) - Total Recoverable

Analyte	Result	Qualifier	RL	MDL	Unit	D	Prepared	Analyzed	Dil Fac
Antimony	5.00	U	5.00		ug/L		08/07/23 12:18	08/08/23 20:45	1
Arsenic	**216**		3.00		ug/L		08/07/23 12:18	08/08/23 20:45	1
Barium	**139**		5.00		ug/L		08/07/23 12:18	08/08/23 20:45	1
Beryllium	0.500	U	0.500		ug/L		08/07/23 12:18	08/08/23 20:45	1
Cadmium	0.500	U	0.500		ug/L		08/07/23 12:18	08/08/23 20:45	1
Chromium	5.00	U	5.00		ug/L		08/07/23 12:18	08/08/23 20:45	1
Cobalt	**0.780**		0.500		ug/L		08/07/23 12:18	08/08/23 20:45	1
Copper	5.00	U	5.00		ug/L		08/07/23 12:18	08/08/23 20:45	1
Iron	**1040**		100		ug/L		08/07/23 12:18	08/08/23 20:45	1
Lead	2.50	U	2.50		ug/L		08/07/23 12:18	08/08/23 20:45	1
Nickel	5.00	U	5.00		ug/L		08/07/23 12:18	08/08/23 20:45	1
Thallium	1.00	U	1.00		ug/L		08/07/23 12:18	08/08/23 20:45	1
Zinc	20.0	U	20.0		ug/L		08/07/23 12:18	08/08/23 20:45	1

Client: South Carolina Public Service Authority
Project/Site: 125915/JM02.08.G01.1/36500

Job ID: 680-238535-1

Client Sample ID: AF68756

Date Collected: 07/05/23 11:39
Date Received: 08/02/23 10:45

Lab Sample ID: 680-238535-5

Matrix: Water

Method: SW846 6010D - Metals (ICP) - Total Recoverable

Analyte	Result	Qualifier	RL	MDL	Unit	D	Prepared	Analyzed	Dil Fac
Calcium	**62200**		500		ug/L		08/07/23 12:18	08/08/23 14:04	1
Selenium	20.0	U	20.0		ug/L		08/07/23 12:18	08/08/23 14:04	1

Method: SW846 6020B - Metals (ICP/MS) - Total Recoverable

Analyte	Result	Qualifier	RL	MDL	Unit	D	Prepared	Analyzed	Dil Fac
Antimony	5.00	U	5.00		ug/L		08/07/23 12:18	08/08/23 20:41	1
Arsenic	**77.6**		3.00		ug/L		08/07/23 12:18	08/08/23 20:41	1
Barium	**33.3**		5.00		ug/L		08/07/23 12:18	08/08/23 20:41	1
Beryllium	0.500	U	0.500		ug/L		08/07/23 12:18	08/08/23 20:41	1
Cadmium	0.500	U	0.500		ug/L		08/07/23 12:18	08/08/23 20:41	1
Chromium	5.00	U	5.00		ug/L		08/07/23 12:18	08/08/23 20:41	1
Cobalt	**1.09**		0.500		ug/L		08/07/23 12:18	08/08/23 20:41	1
Copper	5.00	U	5.00		ug/L		08/07/23 12:18	08/08/23 20:41	1
Iron	**1750**		100		ug/L		08/07/23 12:18	08/08/23 20:41	1
Lead	2.50	U	2.50		ug/L		08/07/23 12:18	08/08/23 20:41	1
Nickel	5.00	U	5.00		ug/L		08/07/23 12:18	08/08/23 20:41	1
Thallium	1.00	U	1.00		ug/L		08/07/23 12:18	08/08/23 20:41	1
Zinc	20.0	U	20.0		ug/L		08/07/23 12:18	08/08/23 20:41	1

Client: South Carolina Public Service Authority
Project/Site: 125915/JM02.08.G01.1/36500

Job ID: 680-238535-1

Client Sample ID: AF68758

Date Collected: 07/06/23 09:47
Date Received: 08/02/23 10:45

Lab Sample ID: 680-238535-6

Matrix: Water

Method: SW846 6010D - Metals (ICP) - Total Recoverable

Analyte	Result	Qualifier	RL	MDL	Unit	D	Prepared	Analyzed	Dil Fac
Calcium	**193000**		500		ug/L		08/03/23 06:38	08/04/23 17:43	1
Selenium	20.0	U	20.0		ug/L		08/03/23 06:38	08/04/23 17:43	1

Method: SW846 6020B - Metals (ICP/MS) - Total Recoverable

Analyte	Result	Qualifier	RL	MDL	Unit	D	Prepared	Analyzed	Dil Fac
Antimony	5.00	U	5.00		ug/L		08/03/23 06:38	08/08/23 15:54	1
Arsenic	**4.57**		3.00		ug/L		08/03/23 06:38	08/08/23 15:54	1
Barium	**41.4**		5.00		ug/L		08/03/23 06:38	08/08/23 15:54	1
Beryllium	0.500	U	0.500		ug/L		08/03/23 06:38	08/08/23 15:54	1
Cadmium	0.500	U	0.500		ug/L		08/03/23 06:38	08/08/23 15:54	1
Chromium	5.00	U	5.00		ug/L		08/03/23 06:38	08/08/23 15:54	1
Cobalt	0.500	U	0.500		ug/L		08/03/23 06:38	08/08/23 15:54	1
Copper	5.00	U	5.00		ug/L		08/03/23 06:38	08/08/23 15:54	1
Iron	**466**		100		ug/L		08/03/23 06:38	08/08/23 15:54	1
Lead	2.50	U	2.50		ug/L		08/03/23 06:38	08/08/23 15:54	1
Nickel	5.00	U	5.00		ug/L		08/03/23 06:38	08/08/23 15:54	1
Thallium	1.00	U	1.00		ug/L		08/03/23 06:38	08/08/23 15:54	1
Zinc	20.0	U	20.0		ug/L		08/03/23 06:38	08/08/23 15:54	1

Client: South Carolina Public Service Authority
Job ID: 680-238535-1
Project/Site: 125915/JM02.08.G01.1/36500

Client Sample ID: AF68736
Lab Sample ID: 680-238535-8
Date Collected: 07/06/23 11:21
Matrix: Water
Date Received: 08/02/23 10:45

Method: SW846 6010D - Metals (ICP) - Total Recoverable

Analyte	Result	Qualifier	RL	MDL	Unit	D	Prepared	Analyzed	Dil Fac
Calcium	**639000**		500		ug/L		08/03/23 06:38	08/04/23 17:55	1
Selenium	20.0	U	20.0		ug/L		08/03/23 06:38	08/04/23 17:55	1

Method: SW846 6020B - Metals (ICP/MS) - Total Recoverable

Analyte	Result	Qualifier	RL	MDL	Unit	D	Prepared	Analyzed	Dil Fac
Antimony	5.00	U	5.00		ug/L		08/03/23 06:38	08/08/23 16:02	1
Arsenic	**173**		3.00		ug/L		08/03/23 06:38	08/08/23 16:02	1
Barium	**104**		5.00		ug/L		08/03/23 06:38	08/08/23 16:02	1
Beryllium	0.500	U	0.500		ug/L		08/03/23 06:38	08/08/23 16:02	1
Cadmium	0.500	U	0.500		ug/L		08/03/23 06:38	08/08/23 16:02	1
Chromium	5.00	U	5.00		ug/L		08/03/23 06:38	08/08/23 16:02	1
Cobalt	**0.640**		0.500		ug/L		08/03/23 06:38	08/08/23 16:02	1
Copper	5.00	U	5.00		ug/L		08/03/23 06:38	08/08/23 16:02	1
Iron	**2750**		100		ug/L		08/03/23 06:38	08/08/23 16:02	1
Lead	2.50	U	2.50		ug/L		08/03/23 06:38	08/08/23 16:02	1
Nickel	5.00	U	5.00		ug/L		08/03/23 06:38	08/08/23 16:02	1
Thallium	1.00	U	1.00		ug/L		08/03/23 06:38	08/08/23 16:02	1
Zinc	20.0	U	20.0		ug/L		08/03/23 06:38	08/08/23 16:02	1

Client: South Carolina Public Service Authority
Project/Site: 125915/JM02.08.G01.1/36500

Job ID: 680-238535-1

Client Sample ID: AF68754

Date Collected: 07/06/23 13:13
Date Received: 08/02/23 10:45

Lab Sample ID: 680-238535-9

Matrix: Water

Method: SW846 6010D - Metals (ICP) - Total Recoverable

Analyte	Result	Qualifier	RL	MDL	Unit	D	Prepared	Analyzed	Dil Fac
Calcium	**88000**		500		ug/L		08/03/23 06:38	08/04/23 17:35	1
Selenium	20.0	U	20.0		ug/L		08/03/23 06:38	08/04/23 17:35	1

Method: SW846 6020B - Metals (ICP/MS) - Total Recoverable

Analyte	Result	Qualifier	RL	MDL	Unit	D	Prepared	Analyzed	Dil Fac
Antimony	5.00	U	5.00		ug/L		08/03/23 06:38	08/08/23 15:46	1
Arsenic	3.00	U	3.00		ug/L		08/03/23 06:38	08/08/23 15:46	1
Barium	**38.4**		5.00		ug/L		08/03/23 06:38	08/08/23 15:46	1
Beryllium	0.500	U	0.500		ug/L		08/03/23 06:38	08/08/23 15:46	1
Cadmium	0.500	U	0.500		ug/L		08/03/23 06:38	08/08/23 15:46	1
Chromium	5.00	U	5.00		ug/L		08/03/23 06:38	08/08/23 15:46	1
Cobalt	0.500	U	0.500		ug/L		08/03/23 06:38	08/08/23 15:46	1
Copper	5.00	U	5.00		ug/L		08/03/23 06:38	08/08/23 15:46	1
Iron	**3320**		100		ug/L		08/03/23 06:38	08/08/23 15:46	1
Lead	2.50	U	2.50		ug/L		08/03/23 06:38	08/08/23 15:46	1
Nickel	5.00	U	5.00		ug/L		08/03/23 06:38	08/08/23 15:46	1
Thallium	1.00	U	1.00		ug/L		08/03/23 06:38	08/08/23 15:46	1
Zinc	20.0	U	20.0		ug/L		08/03/23 06:38	08/08/23 15:46	1

Method: 6010D - Metals (ICP)

Lab Sample ID: MB 680-791519/1-A
Matrix: Water
Analysis Batch: 791897

Client Sample ID: Method Blank
Prep Type: Total Recoverable
Prep Batch: 791519

Analyte	MB Result	MB Qualifier	RL	MDL	Unit	D	Prepared	Analyzed	Dil Fac
Calcium	500	U	500		ug/L		08/03/23 06:38	08/04/23 16:50	1
Selenium	20.0	U	20.0		ug/L		08/03/23 06:38	08/04/23 16:50	1

Lab Sample ID: LCS 680-791519/2-A
Matrix: Water
Analysis Batch: 791897

Client Sample ID: Lab Control Sample
Prep Type: Total Recoverable
Prep Batch: 791519

Analyte	Spike Added	LCS Result	LCS Qualifier	Unit	D	%Rec	%Rec Limits
Calcium	5000	4801		ug/L		96	80 - 120
Selenium	100	99.73		ug/L		100	80 - 120

Lab Sample ID: MB 680-792124/1-A
Matrix: Water
Analysis Batch: 792466

Client Sample ID: Method Blank
Prep Type: Total Recoverable
Prep Batch: 792124

Analyte	MB Result	MB Qualifier	RL	MDL	Unit	D	Prepared	Analyzed	Dil Fac
Calcium	500	U	500		ug/L		08/07/23 12:18	08/08/23 13:37	1
Selenium	20.0	U	20.0		ug/L		08/07/23 12:18	08/08/23 13:37	1

Lab Sample ID: LCS 680-792124/2-A
Matrix: Water
Analysis Batch: 792466

Client Sample ID: Lab Control Sample
Prep Type: Total Recoverable
Prep Batch: 792124

Analyte	Spike Added	LCS Result	LCS Qualifier	Unit	D	%Rec	%Rec Limits
Calcium	5000	4954		ug/L		99	80 - 120
Selenium	100	93.06		ug/L		93	80 - 120

Method: 6020B - Metals (ICP/MS)

Lab Sample ID: MB 680-791518/1-A
Matrix: Water
Analysis Batch: 792490

Client Sample ID: Method Blank
Prep Type: Total Recoverable
Prep Batch: 791518

Analyte	MB Result	MB Qualifier	RL	MDL	Unit	D	Prepared	Analyzed	Dil Fac
Antimony	5.00	U	5.00		ug/L		08/03/23 06:38	08/08/23 14:41	1
Arsenic	3.00	U	3.00		ug/L		08/03/23 06:38	08/08/23 14:41	1
Barium	5.00	U	5.00		ug/L		08/03/23 06:38	08/08/23 14:41	1
Beryllium	0.500	U	0.500		ug/L		08/03/23 06:38	08/08/23 14:41	1
Cadmium	0.500	U	0.500		ug/L		08/03/23 06:38	08/08/23 14:41	1
Chromium	5.00	U	5.00		ug/L		08/03/23 06:38	08/08/23 14:41	1
Cobalt	0.500	U	0.500		ug/L		08/03/23 06:38	08/08/23 14:41	1
Copper	5.00	U	5.00		ug/L		08/03/23 06:38	08/08/23 14:41	1
Iron	100	U	100		ug/L		08/03/23 06:38	08/08/23 14:41	1
Lead	2.50	U	2.50		ug/L		08/03/23 06:38	08/08/23 14:41	1
Nickel	5.00	U	5.00		ug/L		08/03/23 06:38	08/08/23 14:41	1
Thallium	1.00	U	1.00		ug/L		08/03/23 06:38	08/08/23 14:41	1
Zinc	20.0	U	20.0		ug/L		08/03/23 06:38	08/08/23 14:41	1

Method: 6020B - Metals (ICP/MS) (Continued)

Lab Sample ID: LCS 680-791518/2-A
Matrix: Water
Analysis Batch: 792490

Client Sample ID: Lab Control Sample
Prep Type: Total Recoverable
Prep Batch: 791518

Analyte	Spike Added	LCS Result	LCS Qualifier	Unit	D	%Rec	%Rec Limits
Antimony	50.0	46.52		ug/L		93	80 - 120
Arsenic	100	97.80		ug/L		98	80 - 120
Barium	100	95.86		ug/L		96	80 - 120
Beryllium	50.0	48.56		ug/L		97	80 - 120
Cadmium	50.0	46.20		ug/L		92	80 - 120
Chromium	100	100.4		ug/L		100	80 - 120
Cobalt	50.0	47.54		ug/L		95	80 - 120
Copper	100	102.8		ug/L		103	80 - 120
Iron	4990	5052		ug/L		101	80 - 120
Lead	500	485.1		ug/L		97	80 - 120
Nickel	100	98.89		ug/L		99	80 - 120
Thallium	50.0	46.82		ug/L		94	80 - 120
Zinc	100	101.9		ug/L		102	80 - 120

Lab Sample ID: MB 680-792127/1-A
Matrix: Water
Analysis Batch: 792446

Client Sample ID: Method Blank
Prep Type: Total Recoverable
Prep Batch: 792127

Analyte	MB Result	MB Qualifier	RL	MDL	Unit	D	Prepared	Analyzed	Dil Fac
Antimony	5.00	U	5.00		ug/L		08/07/23 12:18	08/08/23 19:49	1
Arsenic	3.00	U	3.00		ug/L		08/07/23 12:18	08/08/23 19:49	1
Barium	5.00	U	5.00		ug/L		08/07/23 12:18	08/08/23 19:49	1
Beryllium	0.500	U	0.500		ug/L		08/07/23 12:18	08/08/23 19:49	1
Cadmium	0.500	U	0.500		ug/L		08/07/23 12:18	08/08/23 19:49	1
Chromium	5.00	U	5.00		ug/L		08/07/23 12:18	08/08/23 19:49	1
Cobalt	0.500	U	0.500		ug/L		08/07/23 12:18	08/08/23 19:49	1
Copper	5.00	U	5.00		ug/L		08/07/23 12:18	08/08/23 19:49	1
Iron	100	U	100		ug/L		08/07/23 12:18	08/08/23 19:49	1
Lead	2.50	U	2.50		ug/L		08/07/23 12:18	08/08/23 19:49	1
Nickel	5.00	U	5.00		ug/L		08/07/23 12:18	08/08/23 19:49	1
Thallium	1.00	U	1.00		ug/L		08/07/23 12:18	08/08/23 19:49	1
Zinc	20.0	U	20.0		ug/L		08/07/23 12:18	08/08/23 19:49	1

Lab Sample ID: LCS 680-792127/2-A
Matrix: Water
Analysis Batch: 792446

Client Sample ID: Lab Control Sample
Prep Type: Total Recoverable
Prep Batch: 792127

Analyte	Spike Added	LCS Result	LCS Qualifier	Unit	D	%Rec	%Rec Limits
Antimony	50.0	45.43		ug/L		91	80 - 120
Arsenic	100	96.81		ug/L		97	80 - 120
Barium	100	94.51		ug/L		95	80 - 120
Beryllium	50.0	47.73		ug/L		95	80 - 120
Cadmium	50.0	45.92		ug/L		92	80 - 120
Chromium	100	96.26		ug/L		96	80 - 120
Cobalt	50.0	45.66		ug/L		91	80 - 120
Copper	100	98.43		ug/L		98	80 - 120
Iron	4990	4813		ug/L		96	80 - 120
Lead	500	453.3		ug/L		91	80 - 120
Nickel	100	96.32		ug/L		96	80 - 120

Method: 6020B - Metals (ICP/MS) (Continued)

Lab Sample ID: LCS 680-792127/2-A
Matrix: Water
Analysis Batch: 792446

Client Sample ID: Lab Control Sample
Prep Type: Total Recoverable
Prep Batch: 792127

Analyte	Spike Added	LCS Result	LCS Qualifier	Unit	D	%Rec	%Rec Limits
Thallium	50.0	44.90		ug/L		90	80 - 120
Zinc	100	97.52		ug/L		98	80 - 120

Metals

Prep Batch: 791518

Lab Sample ID	Client Sample ID	Prep Type	Matrix	Method	Prep Batch
680-238535-1	AF68753	Total Recoverable	Water	3005A	
680-238535-2	AF68759	Total Recoverable	Water	3005A	
680-238535-3	AF68752	Total Recoverable	Water	3005A	
680-238535-6	AF68758	Total Recoverable	Water	3005A	
680-238535-8	AF68736	Total Recoverable	Water	3005A	
680-238535-9	AF68754	Total Recoverable	Water	3005A	
MB 680-791518/1-A	Method Blank	Total Recoverable	Water	3005A	
LCS 680-791518/2-A	Lab Control Sample	Total Recoverable	Water	3005A	

Prep Batch: 791519

Lab Sample ID	Client Sample ID	Prep Type	Matrix	Method	Prep Batch
680-238535-1	AF68753	Total Recoverable	Water	3005A	
680-238535-2	AF68759	Total Recoverable	Water	3005A	
680-238535-3	AF68752	Total Recoverable	Water	3005A	
680-238535-6	AF68758	Total Recoverable	Water	3005A	
680-238535-8	AF68736	Total Recoverable	Water	3005A	
680-238535-9	AF68754	Total Recoverable	Water	3005A	
MB 680-791519/1-A	Method Blank	Total Recoverable	Water	3005A	
LCS 680-791519/2-A	Lab Control Sample	Total Recoverable	Water	3005A	

Analysis Batch: 791897

Lab Sample ID	Client Sample ID	Prep Type	Matrix	Method	Prep Batch
680-238535-1	AF68753	Total Recoverable	Water	6010D	791519
680-238535-2	AF68759	Total Recoverable	Water	6010D	791519
680-238535-3	AF68752	Total Recoverable	Water	6010D	791519
680-238535-6	AF68758	Total Recoverable	Water	6010D	791519
680-238535-8	AF68736	Total Recoverable	Water	6010D	791519
680-238535-9	AF68754	Total Recoverable	Water	6010D	791519
MB 680-791519/1-A	Method Blank	Total Recoverable	Water	6010D	791519
LCS 680-791519/2-A	Lab Control Sample	Total Recoverable	Water	6010D	791519

Prep Batch: 792124

Lab Sample ID	Client Sample ID	Prep Type	Matrix	Method	Prep Batch
680-238535-4	AF68735	Total Recoverable	Water	3005A	
680-238535-5	AF68756	Total Recoverable	Water	3005A	
MB 680-792124/1-A	Method Blank	Total Recoverable	Water	3005A	
LCS 680-792124/2-A	Lab Control Sample	Total Recoverable	Water	3005A	

Prep Batch: 792127

Lab Sample ID	Client Sample ID	Prep Type	Matrix	Method	Prep Batch
680-238535-4	AF68735	Total Recoverable	Water	3005A	
680-238535-5	AF68756	Total Recoverable	Water	3005A	
MB 680-792127/1-A	Method Blank	Total Recoverable	Water	3005A	
LCS 680-792127/2-A	Lab Control Sample	Total Recoverable	Water	3005A	

Analysis Batch: 792446

Lab Sample ID	Client Sample ID	Prep Type	Matrix	Method	Prep Batch
680-238535-4	AF68735	Total Recoverable	Water	6020B	792127
680-238535-5	AF68756	Total Recoverable	Water	6020B	792127
MB 680-792127/1-A	Method Blank	Total Recoverable	Water	6020B	792127
LCS 680-792127/2-A	Lab Control Sample	Total Recoverable	Water	6020B	792127

Metals

Analysis Batch: 792466

Lab Sample ID	Client Sample ID	Prep Type	Matrix	Method	Prep Batch
680-238535-4	AF68735	Total Recoverable	Water	6010D	792124
680-238535-5	AF68756	Total Recoverable	Water	6010D	792124
MB 680-792124/1-A	Method Blank	Total Recoverable	Water	6010D	792124
LCS 680-792124/2-A	Lab Control Sample	Total Recoverable	Water	6010D	792124

Analysis Batch: 792490

Lab Sample ID	Client Sample ID	Prep Type	Matrix	Method	Prep Batch
680-238535-1	AF68753	Total Recoverable	Water	6020B	791518
680-238535-2	AF68759	Total Recoverable	Water	6020B	791518
680-238535-3	AF68752	Total Recoverable	Water	6020B	791518
680-238535-6	AF68758	Total Recoverable	Water	6020B	791518
680-238535-8	AF68736	Total Recoverable	Water	6020B	791518
680-238535-9	AF68754	Total Recoverable	Water	6020B	791518
MB 680-791518/1-A	Method Blank	Total Recoverable	Water	6020B	791518
LCS 680-791518/2-A	Lab Control Sample	Total Recoverable	Water	6020B	791518

Lab Chronicle

Client: South Carolina Public Service Authority
Project/Site: 125915/JM02.08.G01.1/36500

Job ID: 680-238535-1

Client Sample ID: AF68753

Lab Sample ID: 680-238535-1

Date Collected: 07/06/23 13:08

Matrix: Water

Date Received: 08/02/23 10:45

Prep Type	Batch Type	Batch Method	Run	Dilution Factor	Batch Number	Analyst	Lab	Prepared or Analyzed
Total Recoverable	Prep	3005A			791519	RR	EET SAV	08/03/23 06:38
Total Recoverable	Analysis	6010D		1	791897	BJB	EET SAV	08/04/23 17:33
Total Recoverable	Prep	3005A			791518	RR	EET SAV	08/03/23 06:38
Total Recoverable	Analysis	6020B		1	792490	BWR	EET SAV	08/08/23 15:42

Client Sample ID: AF68759

Lab Sample ID: 680-238535-2

Date Collected: 07/06/23 13:13

Matrix: Water

Date Received: 08/02/23 10:45

Prep Type	Batch Type	Batch Method	Run	Dilution Factor	Batch Number	Analyst	Lab	Prepared or Analyzed
Total Recoverable	Prep	3005A			791519	RR	EET SAV	08/03/23 06:38
Total Recoverable	Analysis	6010D		1	791897	BJB	EET SAV	08/04/23 17:30
Total Recoverable	Prep	3005A			791518	RR	EET SAV	08/03/23 06:38
Total Recoverable	Analysis	6020B		1	792490	BWR	EET SAV	08/08/23 15:38

Client Sample ID: AF68752

Lab Sample ID: 680-238535-3

Date Collected: 07/06/23 14:09

Matrix: Water

Date Received: 08/02/23 10:45

Prep Type	Batch Type	Batch Method	Run	Dilution Factor	Batch Number	Analyst	Lab	Prepared or Analyzed
Total Recoverable	Prep	3005A			791519	RR	EET SAV	08/03/23 06:38
Total Recoverable	Analysis	6010D		1	791897	BJB	EET SAV	08/04/23 17:38
Total Recoverable	Prep	3005A			791518	RR	EET SAV	08/03/23 06:38
Total Recoverable	Analysis	6020B		1	792490	BWR	EET SAV	08/08/23 15:50

Client Sample ID: AF68735

Lab Sample ID: 680-238535-4

Date Collected: 07/05/23 09:35

Matrix: Water

Date Received: 08/02/23 10:45

Prep Type	Batch Type	Batch Method	Run	Dilution Factor	Batch Number	Analyst	Lab	Prepared or Analyzed
Total Recoverable	Prep	3005A			792124	RR	EET SAV	08/07/23 12:18
Total Recoverable	Analysis	6010D		1	792466	BJB	EET SAV	08/08/23 14:06
Total Recoverable	Prep	3005A			792127	RR	EET SAV	08/07/23 12:18
Total Recoverable	Analysis	6020B		1	792446	BWR	EET SAV	08/08/23 20:45

Client Sample ID: AF68756

Lab Sample ID: 680-238535-5

Date Collected: 07/05/23 11:39

Matrix: Water

Date Received: 08/02/23 10:45

Prep Type	Batch Type	Batch Method	Run	Dilution Factor	Batch Number	Analyst	Lab	Prepared or Analyzed
Total Recoverable	Prep	3005A			792124	RR	EET SAV	08/07/23 12:18
Total Recoverable	Analysis	6010D		1	792466	BJB	EET SAV	08/08/23 14:04
Total Recoverable	Prep	3005A			792127	RR	EET SAV	08/07/23 12:18
Total Recoverable	Analysis	6020B		1	792446	BWR	EET SAV	08/08/23 20:41

Lab Chronicle

Client: South Carolina Public Service Authority
Project/Site: 125915/JM02.08.G01.1/36500

Job ID: 680-238535-1

Client Sample ID: AF68758

Lab Sample ID: 680-238535-6

Date Collected: 07/06/23 09:47

Matrix: Water

Date Received: 08/02/23 10:45

Prep Type	Batch Type	Batch Method	Run	Dilution Factor	Batch Number	Analyst	Lab	Prepared or Analyzed
Total Recoverable	Prep	3005A			791519	RR	EET SAV	08/03/23 06:38
Total Recoverable	Analysis	6010D		1	791897	BJB	EET SAV	08/04/23 17:43
Total Recoverable	Prep	3005A			791518	RR	EET SAV	08/03/23 06:38
Total Recoverable	Analysis	6020B		1	792490	BWR	EET SAV	08/08/23 15:54

Client Sample ID: AF68736

Lab Sample ID: 680-238535-8

Date Collected: 07/06/23 11:21

Matrix: Water

Date Received: 08/02/23 10:45

Prep Type	Batch Type	Batch Method	Run	Dilution Factor	Batch Number	Analyst	Lab	Prepared or Analyzed
Total Recoverable	Prep	3005A			791519	RR	EET SAV	08/03/23 06:38
Total Recoverable	Analysis	6010D		1	791897	BJB	EET SAV	08/04/23 17:55
Total Recoverable	Prep	3005A			791518	RR	EET SAV	08/03/23 06:38
Total Recoverable	Analysis	6020B		1	792490	BWR	EET SAV	08/08/23 16:02

Client Sample ID: AF68754

Lab Sample ID: 680-238535-9

Date Collected: 07/06/23 13:13

Matrix: Water

Date Received: 08/02/23 10:45

Prep Type	Batch Type	Batch Method	Run	Dilution Factor	Batch Number	Analyst	Lab	Prepared or Analyzed
Total Recoverable	Prep	3005A			791519	RR	EET SAV	08/03/23 06:38
Total Recoverable	Analysis	6010D		1	791897	BJB	EET SAV	08/04/23 17:35
Total Recoverable	Prep	3005A			791518	RR	EET SAV	08/03/23 06:38
Total Recoverable	Analysis	6020B		1	792490	BWR	EET SAV	08/08/23 15:46

Laboratory References:

EET SAV = Eurofins Savannah, 5102 LaRoche Avenue, Savannah, GA 31404, TEL (912)354-7858

Contract Lab Info. TA-SAV Contract Lab Due Date (Lab Only). 8 / 10 / 23 Send report to lcwillia@santeecooper.com & slbrown@santeecooper.com

Chain of Custody

santee cooper
Santee Cooper
One Riverwood Drive
Moncks Corner, SC 29461
Phone (843)761-8000 Ext 5148
Fax (843)761-4175

Customer Email/Report Recipient: LCWILLIA@santeecooper.com

Date Results Needed by: ___/___/___

Project/Task/Unit #: 125915 / JM02.08.G-01.1 / 36500

Rerun request for any flagged QC (Yes) No

Analysis Group

Labworks ID # (Internal use only)	Sample Location/ Description	Collection Date	Collection Time	Sample Collector	Total # of containers	Bottle type: (Glass-G/Plastic-P)	Grab (G) or Composite (C)	Matrix(see below)	Preservative (see below)	Comments • Method # • Reporting limit • Misc sample info • Any other notes	TOTAL METALS SEE BELOW
AF68753	WLF-A1-4	7/6/23	1308	WJK ML	1	P	G	GW	2	6020	X
AF68759	WLF-A1-4 DUP	"	1313	"	"	"	"	"	"	- SEE SHEET FOR RLS	"
AF68752	WLF-A1-3	"	1409	"	"	"	"	"	"		"
AF68735	WAP-18	7/5/23	0935	"	"	"	"	"	"	PLEASE RETURN UPON	"
AF68756	WLF-A2-1	"	1139	"	"	"	"	"	"	COMPLETION.	"
AF68758	WLF-A2-6	7/6/23	0947	"	"	"	"	"	"		"
AF68759	WLF-A2-6 DUP	"	0952	"	"	"	"	"	"		"
AF68736	WAP-19	"	1121	"	"	"	"	"	"		"

680-238535 Chain of Custody

Relinquished by:	Employee#	Date	Time	Received by:	Employee #	Date	Time
SJBrown	35594	8/2/23	0756	EHodge	COURIER	8/2/23	0756
Relinquished by:	**Employee#**	**Date**	**Time**	**Received by:**	**Employee #**	**Date**	**Time**
EHodge	Courier	8/2/23	1044	[signature]	TA	8.2.23	1045
Relinquished by:	**Employee#**	**Date**	**Time**	**Received by:**	**Employee #**	**Date**	**Time**

Sample Receiving (Internal Use Only)
TEMP (°C): 4.2/4.3 Initial: _____
Correct pH: Yes No
Preservative Lot#:
Date/Time/Init for preservative:

☐ METALS (all)

☐ Ag	☑ Cu	☑ Sb
☐ Al	☑ Fe	☑ Se
☑ As	☐ K	☐ Sn
☐ B	☐ Li	☐ Sr
☑ Ba	☐ Mg	☐ Ti
☑ Be	☐ Mn	☑ Tl
☑ Ca	☐ Mo	☐ V
☑ Cd	☐ Na	☑ Zn
☑ Co	☑ Ni	☐ Hg
☑ Cr	☑ Pb	☐ CrVI

Nutrients
☐ TOC
☐ DOC
☐ TP/TPO4
☐ NH3-N
☐ F
☐ Cl
☐ NO2
☐ Br
☐ NO3
☐ SO4

MISC.
☐ BTEX
☐ Naphthalene
☐ THM/HAA
☐ VOC
☐ Oil & Grease
☐ E. Coli
☐ Total Coliform
☐ pH
☐ Dissolved As
☐ Dissolved Fe
☐ Rad 226
☐ Rad 228
☐ PCB

Gypsum
☐ Wallboard Gypsum(*all below*)
☐ AIM
☐ TOC
☐ Total metals
☐ Soluble Metals
☐ Purity (CaSO4)
☐ % Moisture
☐ Sulfites
☐ pH
☐ Chlorides
☐ Particle Size
☐ Sulfur

Coal
☐ Ultimate
☐ % Moisture
☐ Ash
☐ Sulfur
☐ BTUs
☐ Volatile Matter
☐ CHN
Other Tests:
☐ XRF Scan
☐ HGI
☐ Fineness
☐ Particulate Matter

Flyash
☐ Ammonia
☐ LOI
☐ % Carbon
☐ Mineral Analysis
☐ Sieve
☐ % Moisture

NPDES
☐ Oil & Grease
☐ As
☐ TSS

Oil
☐ Trans. Oil Qual.
☐ %Moisture
☐ Color
☐ Acidity
☐ Dielectric Strength
☐ IFT
☐ Dissolved Gases
☐ **Used Oil**
Flashpoint
☐ Metals in oil (As,Cd,Cr,Ni,Pb Hg)
☐ TX
☐ GOFER

Matrix codes GW-groundwater, DW-drinking water, SW-surface water, WW-waste water, BW-boiler water, L-limestone, Oil-oil, S-Soil, SL-solid, C-coal, G-gypsum, FA-flyash, BA-bottom ash, M-misc (describe in comment section)
Preservative code- 1=<4°C 2=HNO_3 3=H_2SO_4 4-HCl 5=$Na_2S_2O_3$ 6-Other (Specify)

8/9/2023

Contract Lab Info. TA-SAV Contract Lab Due Date (Lab Only). 8 / 10 / 23 Send report to lcwillia@santeecooper.com & slbrown@santeecooper.com

Chain of Custody

santee cooper

Santee Cooper
One Riverwood Drive
Moncks Corner, SC 29461
Phone (843)761-8000 Ext 5148
Fax (843)761-4175

Customer Email/Report Recipient: LCWILLIA @santeecooper.com

Date Results Needed by: ___/___/___

Project/Task/Unit #: 125915 / JM02.08.G-01.1 / 36500

Rerun request for any flagged QC (Yes) No

Analysis Group

Labworks ID # (Internal use only)	Sample Location/ Description	Collection Date	Collection Time	Sample Collector	Total # of containers	Bottle type: (Glass-G/Plastic-P)	Grab (G) or Composite (C)	Matrix(see below)	Preservative (see below)	Comments • Method # • Reporting limit • Misc sample info • Any other notes	TOTAL METALS SEE BELOW
AF68753	WLF-A1-4	7/6/23	1308	WJK ML	1	P	G	GW	2	6020	X
AF68754 AF68759	WLF-A1-4 DUP	8/7/23	1313							- SEE SHEET FOR RLS	
AF68752	WLF-A1-3		1409								
AF68735	WAP-18	7/5/23	0935							PLEASE RETURN UPON	
AF68756	WLF-A2-1		1139							COMPLETION.	
AF68758	WLF-A2-6	7/6/23	0947								
AF68759	WLF-A2-6 DUP		0952								
AF68736	WAP-19		1121								

680-238535 Chain of Custody

Relinquished by:	Employee#	Date	Time	Received by:	Employee #	Date	Time
SJBrown	35594	8/2/23	0756	EHodge	COURIER	8/2/23	0756
Relinquished by:	**Employee#**	**Date**	**Time**	**Received by:**	**Employee #**	**Date**	**Time**
EHodge	Courier	8/2/23	1644		TM	8-2-23	1045
Relinquished by:	**Employee#**	**Date**	**Time**	**Received by:**	**Employee #**	**Date**	**Time**

Sample Receiving (Internal Use Only)
TEMP (°C): 4.2/4.3 Initial: ____
Correct pH: Yes No
Preservative Lot#:
Date/Time/Init for preservative:

☐ METALS (all)		
☐ Ag	☑ Cu	☑ Sb
☐ Al	☑ Fe	☑ Se
☑ As	☐ K	☐ Sn
☐ B	☐ Li	☐ Sr
☑ Ba	☐ Mg	☐ Ti
☑ Be	☐ Mn	☑ Tl
☑ Ca	☐ Mo	☐ V
☑ Cd	☐ Na	☑ Zn
☑ Co	☑ Ni	☐ Hg
☑ Cr	☑ Pb	☐ CrVI

Nutrients
☐ TOC
☐ DOC
☐ TPH/TPO4
☐ NH3-N
☐ F
☐ Cl
☐ NO2
☐ Br
☐ NO3
☐ SO4

MISC.
☐ BTEX
☐ Naphthalene
☐ THM/HAA
☐ VOC
☐ Oil & Grease
☐ E. Coli
☐ Total Coliform
☐ pH
☐ Dissolved As
☐ Dissolved Fe
☐ Rad 226
☐ Rad 228
☐ PCB

Gypsum
☐ Wallboard
☐ Gypsum
☐ Moisture
☐ Ash
☐ Soluble Ions
☐ Soluble Boron
☐ Soluble (CaSO4)
☐ Moisture
☐ Sulfur
☐ pH
☐ Chlorides
☐ Particle Size
☐ Sulfur

Coal
☐ Ultimate
☐ % Moisture
☐ Ash
☐ Sulfur
☐ BTUs
☐ Volatile Matter
☐ CHN
Other Tests:
☐ XRF Scan
☐ HGI
☐ Fineness
☐ Particulate Matter

Flyash
☐ Ammonia
☐ LOI
☐ % Carbon
☐ Mineral Analysis
☐ Sieve
☐ % Moisture

NPDES
☐ Oil & Grease
☐ As
☐ TSS

Oil
☐ Flash Point
☐ Viscosity
☐ Density
☐ Water Content
☐ Sediment
☐ Sulfur
☐ Ash
☐ Acid Number
☐ Base Number
☐ Pour Point
☐ Cloud Point
☐ Color
☐ Dielectric Strength
☐ Interfacial Tension
☐ Oxidation Stability
☐ Particle Count
☐ Rust Prevention
☐ Water Separability
☐ Foaming Tendency
☐ Demulsibility
☐ Corrosive Sulfur
☐ Metals
☐ Aluminum
☐ Barium
☐ Calcium
☐ Copper
☐ Iron
☐ Lead
☐ Magnesium
☐ Molybdenum
☐ Nickel
☐ Phosphorus
☐ Silicon
☐ Silver
☐ Sodium
☐ Tin
☐ Titanium
☐ Vanadium
☐ Zinc

Matrix codes GW-groundwater, DW-drinking water, SW-surface water, WW-waste water, BW-boiler water, L-limestone, Oil-oil, S-Soil, SL-solid, C-coal, G-gypsum, FA-flyash, BA-bottom ash, M-misc (describe in comment section)
Preservative code- 1=<4°C 2=HNO_3 3=H_2SO_4 4-HCl 5=$Na_2S_2O_3$ 6-Other (Specify)

8/9/2023

Login Sample Receipt Checklist

Client: South Carolina Public Service Authority

Job Number: 680-238535-1

Login Number: 238535

List Source: Eurofins Savannah

List Number: 1

Creator: Sims, Robert D

Question	Answer	Comment
Radioactivity wasn't checked or is </= background as measured by a survey meter.	N/A	
The cooler's custody seal, if present, is intact.	True	
Sample custody seals, if present, are intact.	True	
The cooler or samples do not appear to have been compromised or tampered with.	True	
Samples were received on ice.	True	
Cooler Temperature is acceptable.	True	
Cooler Temperature is recorded.	True	
COC is present.	True	
COC is filled out in ink and legible.	True	
COC is filled out with all pertinent information.	True	
Is the Field Sampler's name present on COC?	True	
There are no discrepancies between the containers received and the COC.	False	Refer to Job Narrative for details.
Samples are received within Holding Time (excluding tests with immediate HTs)	True	
Sample containers have legible labels.	True	
Containers are not broken or leaking.	True	
Sample collection date/times are provided.	True	
Appropriate sample containers are used.	True	
Sample bottles are completely filled.	True	
Sample Preservation Verified.	N/A	
There is sufficient vol. for all requested analyses, incl. any requested MS/MSDs	True	
Containers requiring zero headspace have no headspace or bubble is <6mm (1/4").	N/A	
Multiphasic samples are not present.	True	
Samples do not require splitting or compositing.	True	
Residual Chlorine Checked.	N/A	

Accreditation/Certification Summary

Client: South Carolina Public Service Authority
Job ID: 680-238535-1
Project/Site: 125915/JM02.08.G01.1/36500

Laboratory: Eurofins Savannah

The accreditations/certifications listed below are applicable to this report.

Authority	Program	Identification Number	Expiration Date
South Carolina	State	98001	06-30-23 *

* Accreditation/Certification renewal pending - accreditation/certification considered valid.

eurofins | Environment Testing

1 2 3 4 5 6 7 8 9 10 11 12 13 14

ANALYTICAL REPORT

PREPARED FOR

Attn: Linda Williams
South Carolina Public Service Authority
Santee Cooper
PO BOX 2946101
Moncks Corner, South Carolina 29461-2901

Generated 8/9/2023 8:32:53 AM

JOB DESCRIPTION

125915/JM02.08.G01.3/36500

JOB NUMBER

680-238533-1

Eurofins Savannah
5102 LaRoche Avenue
Savannah GA 31404

See page two for job notes and contact information.

myEOL

Job Notes

This report may not be reproduced except in full, and with written approval from the laboratory. The results relate only to the samples tested. For questions please contact the Project Manager at the e-mail address or telephone number listed on this page.

The test results in this report relate only to the samples as received by the laboratory and will meet all requirements of the methodology, with any exceptions noted. This report shall not be reproduced except in full, without the express written approval of the laboratory. All questions should be directed to the Eurofins Environment Testing Southeast, LLC Project Manager.

Authorization



Generated
8/9/2023 8:32:53 AM

Authorized for release by
Jerry Lanier, Project Manager I
Jerry.Lanier@et.eurofinsus.com
(912)250-0281

Table of Contents

Cover Page 1
Table of Contents 3
Case Narrative 4
Sample Summary 5
Method Summary 6
Definitions 7
Detection Summary 8
Client Sample Results 9
QC Sample Results 14
QC Association 16
Chronicle 18
Chain of Custody 20
Receipt Checklists 21
Certification Summary 22

Job ID: 680-238533-1

Laboratory: Eurofins Savannah

Narrative

Job Narrative
680-238533-1

Receipt

The samples were received on 8/2/2023 10:45 AM. Unless otherwise noted below, the samples arrived in good condition, and, where required, properly preserved and on ice. The temperature of the cooler at receipt time was 4.3°C

Metals

No additional analytical or quality issues were noted, other than those described above or in the Definitions/ Glossary page.

Sample Summary

Client: South Carolina Public Service Authority
Project/Site: 125915/JM02.08.G01.3/36500

Job ID: 680-238533-1

Lab Sample ID	Client Sample ID	Matrix	Collected	Received
680-238533-1	AF68718	Water	06/27/23 13:07	08/02/23 10:45
680-238533-2	AF68716	Water	06/28/23 10:32	08/02/23 10:45
680-238533-3	AF69285	Water	06/28/23 12:36	08/02/23 10:45
680-238533-4	AF68715	Water	06/29/23 09:47	08/02/23 10:45
680-238533-5	AF68722	Water	06/29/23 14:53	08/02/23 10:45

Method Summary

Client: South Carolina Public Service Authority
Project/Site: 125915/JM02.08.G01.3/36500

Job ID: 680-238533-1

Method	Method Description	Protocol	Laboratory
6010D	Metals (ICP)	SW846	EET SAV
6020B	Metals (ICP/MS)	SW846	EET SAV
3005A	Preparation, Total Recoverable or Dissolved Metals	SW846	EET SAV

Protocol References:

SW846 = "Test Methods For Evaluating Solid Waste, Physical/Chemical Methods", Third Edition, November 1986 And Its Updates.

Laboratory References:

EET SAV = Eurofins Savannah, 5102 LaRoche Avenue, Savannah, GA 31404, TEL (912)354-7858

Definitions/Glossary

Client: South Carolina Public Service Authority
Project/Site: 125915/JM02.08.G01.3/36500

Job ID: 680-238533-1

Qualifiers

Metals

Qualifier	Qualifier Description
U	Indicates the analyte was analyzed for but not detected.

Glossary

Abbreviation	These commonly used abbreviations may or may not be present in this report.
¤	Listed under the "D" column to designate that the result is reported on a dry weight basis
%R	Percent Recovery
CFL	Contains Free Liquid
CFU	Colony Forming Unit
CNF	Contains No Free Liquid
DER	Duplicate Error Ratio (normalized absolute difference)
Dil Fac	Dilution Factor
DL	Detection Limit (DoD/DOE)
DL, RA, RE, IN	Indicates a Dilution, Re-analysis, Re-extraction, or additional Initial metals/anion analysis of the sample
DLC	Decision Level Concentration (Radiochemistry)
EDL	Estimated Detection Limit (Dioxin)
LOD	Limit of Detection (DoD/DOE)
LOQ	Limit of Quantitation (DoD/DOE)
MCL	EPA recommended "Maximum Contaminant Level"
MDA	Minimum Detectable Activity (Radiochemistry)
MDC	Minimum Detectable Concentration (Radiochemistry)
MDL	Method Detection Limit
ML	Minimum Level (Dioxin)
MPN	Most Probable Number
MQL	Method Quantitation Limit
NC	Not Calculated
ND	Not Detected at the reporting limit (or MDL or EDL if shown)
NEG	Negative / Absent
POS	Positive / Present
PQL	Practical Quantitation Limit
PRES	Presumptive
QC	Quality Control
RER	Relative Error Ratio (Radiochemistry)
RL	Reporting Limit or Requested Limit (Radiochemistry)
RPD	Relative Percent Difference, a measure of the relative difference between two points
TEF	Toxicity Equivalent Factor (Dioxin)
TEQ	Toxicity Equivalent Quotient (Dioxin)
TNTC	Too Numerous To Count

Detection Summary

Client: South Carolina Public Service Authority
Project/Site: 125915/JM02.08.G01.3/36500

Job ID: 680-238533-1

Client Sample ID: AF68718 — Lab Sample ID: 680-238533-1

Analyte	Result	Qualifier	RL	MDL	Unit	Dil Fac	D	Method	Prep Type
Calcium	487000		500		ug/L	1		6010D	Total Recoverable
Arsenic	253		3.00		ug/L	1		6020B	Total Recoverable
Barium	214		5.00		ug/L	1		6020B	Total Recoverable
Iron	6310		100		ug/L	1		6020B	Total Recoverable
Magnesium	93200		250		ug/L	1		6020B	Total Recoverable

Client Sample ID: AF68716 — Lab Sample ID: 680-238533-2

Analyte	Result	Qualifier	RL	MDL	Unit	Dil Fac	D	Method	Prep Type
Calcium	100000		500		ug/L	1		6010D	Total Recoverable
Aluminum	1580		100		ug/L	1		6020B	Total Recoverable
Barium	60.1		5.00		ug/L	1		6020B	Total Recoverable
Iron	4140		100		ug/L	1		6020B	Total Recoverable
Magnesium	2340		250		ug/L	1		6020B	Total Recoverable

Client Sample ID: AF69285 — Lab Sample ID: 680-238533-3

Analyte	Result	Qualifier	RL	MDL	Unit	Dil Fac	D	Method	Prep Type
Calcium	49000		500		ug/L	1		6010D	Total Recoverable
Iron	130		100		ug/L	1		6020B	Total Recoverable
Magnesium	3000		250		ug/L	1		6020B	Total Recoverable

Client Sample ID: AF68715 — Lab Sample ID: 680-238533-4

Analyte	Result	Qualifier	RL	MDL	Unit	Dil Fac	D	Method	Prep Type
Calcium	63600		500		ug/L	1		6010D	Total Recoverable
Barium	9.33		5.00		ug/L	1		6020B	Total Recoverable
Magnesium	5390		250		ug/L	1		6020B	Total Recoverable

Client Sample ID: AF68722 — Lab Sample ID: 680-238533-5

Analyte	Result	Qualifier	RL	MDL	Unit	Dil Fac	D	Method	Prep Type
Calcium	235000		500		ug/L	1		6010D	Total Recoverable
Barium	77.3		5.00		ug/L	1		6020B	Total Recoverable
Iron	8390		100		ug/L	1		6020B	Total Recoverable
Magnesium	9610		250		ug/L	1		6020B	Total Recoverable

This Detection Summary does not include radiochemical test results.

Eurofins Savannah

Client: South Carolina Public Service Authority
Project/Site: 125915/JM02.08.G01.3/36500

Job ID: 680-238533-1

Client Sample ID: AF68718

Date Collected: 06/27/23 13:07
Date Received: 08/02/23 10:45

Lab Sample ID: 680-238533-1

Matrix: Water

Method: SW846 6010D - Metals (ICP) - Total Recoverable

Analyte	Result	Qualifier	RL	MDL	Unit	D	Prepared	Analyzed	Dil Fac
Calcium	**487000**		500		ug/L		08/03/23 05:51	08/03/23 15:22	1
Selenium	20.0	U	20.0		ug/L		08/03/23 05:51	08/03/23 15:22	1

Method: SW846 6020B - Metals (ICP/MS) - Total Recoverable

Analyte	Result	Qualifier	RL	MDL	Unit	D	Prepared	Analyzed	Dil Fac
Aluminum	100	U	100		ug/L		08/03/23 05:51	08/07/23 16:55	1
Arsenic	**253**		3.00		ug/L		08/03/23 05:51	08/07/23 16:55	1
Barium	**214**		5.00		ug/L		08/03/23 05:51	08/07/23 16:55	1
Cadmium	0.500	U	0.500		ug/L		08/03/23 05:51	08/07/23 16:55	1
Chromium	5.00	U	5.00		ug/L		08/03/23 05:51	08/07/23 16:55	1
Copper	5.00	U	5.00		ug/L		08/03/23 05:51	08/07/23 16:55	1
Iron	**6310**		100		ug/L		08/03/23 05:51	08/07/23 16:55	1
Lead	2.50	U	2.50		ug/L		08/03/23 05:51	08/07/23 16:55	1
Magnesium	**93200**		250		ug/L		08/03/23 05:51	08/07/23 16:55	1
Zinc	20.0	U	20.0		ug/L		08/03/23 05:51	08/07/23 16:55	1

Client: South Carolina Public Service Authority
Project/Site: 125915/JM02.08.G01.3/36500

Job ID: 680-238533-1

Client Sample ID: AF68716

Date Collected: 06/28/23 10:32
Date Received: 08/02/23 10:45

Lab Sample ID: 680-238533-2

Matrix: Water

Method: SW846 6010D - Metals (ICP) - Total Recoverable

Analyte	Result	Qualifier	RL	MDL	Unit	D	Prepared	Analyzed	Dil Fac
Calcium	**100000**		500		ug/L		08/03/23 05:51	08/03/23 15:08	1
Selenium	20.0	U	20.0		ug/L		08/03/23 05:51	08/03/23 15:08	1

Method: SW846 6020B - Metals (ICP/MS) - Total Recoverable

Analyte	Result	Qualifier	RL	MDL	Unit	D	Prepared	Analyzed	Dil Fac
Aluminum	**1580**		100		ug/L		08/03/23 05:51	08/07/23 16:18	1
Arsenic	3.00	U	3.00		ug/L		08/03/23 05:51	08/07/23 16:18	1
Barium	**60.1**		5.00		ug/L		08/03/23 05:51	08/07/23 16:18	1
Cadmium	0.500	U	0.500		ug/L		08/03/23 05:51	08/07/23 16:18	1
Chromium	5.00	U	5.00		ug/L		08/03/23 05:51	08/07/23 16:18	1
Copper	5.00	U	5.00		ug/L		08/03/23 05:51	08/07/23 16:18	1
Iron	**4140**		100		ug/L		08/03/23 05:51	08/07/23 16:18	1
Lead	2.50	U	2.50		ug/L		08/03/23 05:51	08/07/23 16:18	1
Magnesium	**2340**		250		ug/L		08/03/23 05:51	08/07/23 16:18	1
Zinc	20.0	U	20.0		ug/L		08/03/23 05:51	08/07/23 16:18	1

Client: South Carolina Public Service Authority
Project/Site: 125915/JM02.08.G01.3/36500

Job ID: 680-238533-1

Client Sample ID: AF69285

Date Collected: 06/28/23 12:36
Date Received: 08/02/23 10:45

Lab Sample ID: 680-238533-3

Matrix: Water

Method: SW846 6010D - Metals (ICP) - Total Recoverable

Analyte	Result	Qualifier	RL	MDL	Unit	D	Prepared	Analyzed	Dil Fac
Calcium	**49000**		500		ug/L		08/03/23 06:38	08/04/23 17:25	1
Selenium	20.0	U	20.0		ug/L		08/03/23 06:38	08/04/23 17:25	1

Method: SW846 6020B - Metals (ICP/MS) - Total Recoverable

Analyte	Result	Qualifier	RL	MDL	Unit	D	Prepared	Analyzed	Dil Fac
Aluminum	100	U	100		ug/L		08/03/23 06:38	08/08/23 15:30	1
Arsenic	3.00	U	3.00		ug/L		08/03/23 06:38	08/08/23 15:30	1
Barium	5.00	U	5.00		ug/L		08/03/23 06:38	08/08/23 15:30	1
Cadmium	0.500	U	0.500		ug/L		08/03/23 06:38	08/08/23 15:30	1
Chromium	5.00	U	5.00		ug/L		08/03/23 06:38	08/08/23 15:30	1
Copper	5.00	U	5.00		ug/L		08/03/23 06:38	08/08/23 15:30	1
Iron	**130**		100		ug/L		08/03/23 06:38	08/08/23 15:30	1
Lead	2.50	U	2.50		ug/L		08/03/23 06:38	08/08/23 15:30	1
Magnesium	**3000**		250		ug/L		08/03/23 06:38	08/08/23 15:30	1
Zinc	20.0	U	20.0		ug/L		08/03/23 06:38	08/08/23 15:30	1

Client: South Carolina Public Service Authority
Project/Site: 125915/JM02.08.G01.3/36500

Job ID: 680-238533-1

Client Sample ID: AF68715

Date Collected: 06/29/23 09:47
Date Received: 08/02/23 10:45

Lab Sample ID: 680-238533-4

Matrix: Water

Method: SW846 6010D - Metals (ICP) - Total Recoverable

Analyte	Result	Qualifier	RL	MDL	Unit	D	Prepared	Analyzed	Dil Fac
Calcium	**63600**		500		ug/L		08/03/23 05:51	08/03/23 15:20	1
Selenium	20.0	U	20.0		ug/L		08/03/23 05:51	08/03/23 15:20	1

Method: SW846 6020B - Metals (ICP/MS) - Total Recoverable

Analyte	Result	Qualifier	RL	MDL	Unit	D	Prepared	Analyzed	Dil Fac
Aluminum	100	U	100		ug/L		08/03/23 05:51	08/07/23 16:46	1
Arsenic	3.00	U	3.00		ug/L		08/03/23 05:51	08/07/23 16:46	1
Barium	**9.33**		5.00		ug/L		08/03/23 05:51	08/07/23 16:46	1
Cadmium	0.500	U	0.500		ug/L		08/03/23 05:51	08/07/23 16:46	1
Chromium	5.00	U	5.00		ug/L		08/03/23 05:51	08/07/23 16:46	1
Copper	5.00	U	5.00		ug/L		08/03/23 05:51	08/07/23 16:46	1
Iron	100	U	100		ug/L		08/03/23 05:51	08/07/23 16:46	1
Lead	2.50	U	2.50		ug/L		08/03/23 05:51	08/07/23 16:46	1
Magnesium	**5390**		250		ug/L		08/03/23 05:51	08/07/23 16:46	1
Zinc	20.0	U	20.0		ug/L		08/03/23 05:51	08/07/23 16:46	1

Client: South Carolina Public Service Authority
Project/Site: 125915/JM02.08.G01.3/36500

Job ID: 680-238533-1

Client Sample ID: AF68722

Date Collected: 06/29/23 14:53
Date Received: 08/02/23 10:45

Lab Sample ID: 680-238533-5

Matrix: Water

Method: SW846 6010D - Metals (ICP) - Total Recoverable

Analyte	Result	Qualifier	RL	MDL	Unit	D	Prepared	Analyzed	Dil Fac
Calcium	**235000**		500		ug/L		08/03/23 06:38	08/04/23 17:28	1
Selenium	20.0	U	20.0		ug/L		08/03/23 06:38	08/04/23 17:28	1

Method: SW846 6020B - Metals (ICP/MS) - Total Recoverable

Analyte	Result	Qualifier	RL	MDL	Unit	D	Prepared	Analyzed	Dil Fac
Aluminum	100	U	100		ug/L		08/03/23 06:38	08/08/23 15:34	1
Arsenic	3.00	U	3.00		ug/L		08/03/23 06:38	08/08/23 15:34	1
Barium	**77.3**		5.00		ug/L		08/03/23 06:38	08/08/23 15:34	1
Cadmium	0.500	U	0.500		ug/L		08/03/23 06:38	08/08/23 15:34	1
Chromium	5.00	U	5.00		ug/L		08/03/23 06:38	08/08/23 15:34	1
Copper	5.00	U	5.00		ug/L		08/03/23 06:38	08/08/23 15:34	1
Iron	**8390**		100		ug/L		08/03/23 06:38	08/08/23 15:34	1
Lead	2.50	U	2.50		ug/L		08/03/23 06:38	08/08/23 15:34	1
Magnesium	**9610**		250		ug/L		08/03/23 06:38	08/08/23 15:34	1
Zinc	20.0	U	20.0		ug/L		08/03/23 06:38	08/08/23 15:34	1

Method: 6010D - Metals (ICP)

Lab Sample ID: MB 680-791516/1-A
Matrix: Water
Analysis Batch: 791719

Client Sample ID: Method Blank
Prep Type: Total Recoverable
Prep Batch: 791516

Analyte	MB Result	MB Qualifier	RL	MDL	Unit	D	Prepared	Analyzed	Dil Fac
Calcium	500	U	500		ug/L		08/03/23 05:51	08/03/23 14:52	1
Selenium	20.0	U	20.0		ug/L		08/03/23 05:51	08/03/23 14:52	1

Lab Sample ID: LCS 680-791516/2-A
Matrix: Water
Analysis Batch: 791719

Client Sample ID: Lab Control Sample
Prep Type: Total Recoverable
Prep Batch: 791516

Analyte	Spike Added	LCS Result	LCS Qualifier	Unit	D	%Rec	%Rec Limits
Calcium	5000	4950		ug/L		99	80 - 120
Selenium	100	94.39		ug/L		94	80 - 120

Lab Sample ID: MB 680-791519/1-A
Matrix: Water
Analysis Batch: 791897

Client Sample ID: Method Blank
Prep Type: Total Recoverable
Prep Batch: 791519

Analyte	MB Result	MB Qualifier	RL	MDL	Unit	D	Prepared	Analyzed	Dil Fac
Calcium	500	U	500		ug/L		08/03/23 06:38	08/04/23 16:50	1
Selenium	20.0	U	20.0		ug/L		08/03/23 06:38	08/04/23 16:50	1

Lab Sample ID: LCS 680-791519/2-A
Matrix: Water
Analysis Batch: 791897

Client Sample ID: Lab Control Sample
Prep Type: Total Recoverable
Prep Batch: 791519

Analyte	Spike Added	LCS Result	LCS Qualifier	Unit	D	%Rec	%Rec Limits
Calcium	5000	4801		ug/L		96	80 - 120
Selenium	100	99.73		ug/L		100	80 - 120

Method: 6020B - Metals (ICP/MS)

Lab Sample ID: MB 680-791513/1-A
Matrix: Water
Analysis Batch: 792230

Client Sample ID: Method Blank
Prep Type: Total Recoverable
Prep Batch: 791513

Analyte	MB Result	MB Qualifier	RL	MDL	Unit	D	Prepared	Analyzed	Dil Fac
Aluminum	100	U	100		ug/L		08/03/23 05:51	08/07/23 15:57	1
Arsenic	3.00	U	3.00		ug/L		08/03/23 05:51	08/07/23 15:57	1
Barium	5.00	U	5.00		ug/L		08/03/23 05:51	08/07/23 15:57	1
Cadmium	0.500	U	0.500		ug/L		08/03/23 05:51	08/07/23 15:57	1
Chromium	5.00	U	5.00		ug/L		08/03/23 05:51	08/07/23 15:57	1
Copper	5.00	U	5.00		ug/L		08/03/23 05:51	08/07/23 15:57	1
Iron	100	U	100		ug/L		08/03/23 05:51	08/07/23 15:57	1
Lead	2.50	U	2.50		ug/L		08/03/23 05:51	08/07/23 15:57	1
Magnesium	250	U	250		ug/L		08/03/23 05:51	08/07/23 15:57	1
Zinc	20.0	U	20.0		ug/L		08/03/23 05:51	08/07/23 15:57	1

Method: 6020B - Metals (ICP/MS) (Continued)

Lab Sample ID: LCS 680-791513/2-A
Matrix: Water
Analysis Batch: 792230

Client Sample ID: Lab Control Sample
Prep Type: Total Recoverable
Prep Batch: 791513

Analyte	Spike Added	LCS Result	LCS Qualifier	Unit	D	%Rec	%Rec Limits
Aluminum	5050	5120		ug/L		101	80 - 120
Arsenic	100	106.4		ug/L		106	80 - 120
Barium	100	102.9		ug/L		103	80 - 120
Cadmium	50.0	50.92		ug/L		102	80 - 120
Chromium	100	109.3		ug/L		109	80 - 120
Copper	100	113.2		ug/L		113	80 - 120
Iron	4990	5167		ug/L		104	80 - 120
Lead	500	530.5		ug/L		106	80 - 120
Magnesium	5000	4977		ug/L		100	80 - 120
Zinc	100	110.4		ug/L		110	80 - 120

Lab Sample ID: MB 680-791518/1-A
Matrix: Water
Analysis Batch: 792490

Client Sample ID: Method Blank
Prep Type: Total Recoverable
Prep Batch: 791518

Analyte	MB Result	MB Qualifier	RL	MDL	Unit	D	Prepared	Analyzed	Dil Fac
Aluminum	100	U	100		ug/L		08/03/23 06:38	08/08/23 14:41	1
Arsenic	3.00	U	3.00		ug/L		08/03/23 06:38	08/08/23 14:41	1
Barium	5.00	U	5.00		ug/L		08/03/23 06:38	08/08/23 14:41	1
Cadmium	0.500	U	0.500		ug/L		08/03/23 06:38	08/08/23 14:41	1
Chromium	5.00	U	5.00		ug/L		08/03/23 06:38	08/08/23 14:41	1
Copper	5.00	U	5.00		ug/L		08/03/23 06:38	08/08/23 14:41	1
Iron	100	U	100		ug/L		08/03/23 06:38	08/08/23 14:41	1
Lead	2.50	U	2.50		ug/L		08/03/23 06:38	08/08/23 14:41	1
Magnesium	250	U	250		ug/L		08/03/23 06:38	08/08/23 14:41	1
Zinc	20.0	U	20.0		ug/L		08/03/23 06:38	08/08/23 14:41	1

Lab Sample ID: LCS 680-791518/2-A
Matrix: Water
Analysis Batch: 792490

Client Sample ID: Lab Control Sample
Prep Type: Total Recoverable
Prep Batch: 791518

Analyte	Spike Added	LCS Result	LCS Qualifier	Unit	D	%Rec	%Rec Limits
Aluminum	5050	4652		ug/L		92	80 - 120
Arsenic	100	97.80		ug/L		98	80 - 120
Barium	100	95.86		ug/L		96	80 - 120
Cadmium	50.0	46.20		ug/L		92	80 - 120
Chromium	100	100.4		ug/L		100	80 - 120
Copper	100	102.8		ug/L		103	80 - 120
Iron	4990	5052		ug/L		101	80 - 120
Lead	500	485.1		ug/L		97	80 - 120
Magnesium	5000	4591		ug/L		92	80 - 120
Zinc	100	101.9		ug/L		102	80 - 120

Metals

Prep Batch: 791513

Lab Sample ID	Client Sample ID	Prep Type	Matrix	Method	Prep Batch
680-238533-1	AF68718	Total Recoverable	Water	3005A	
680-238533-2	AF68716	Total Recoverable	Water	3005A	
680-238533-4	AF68715	Total Recoverable	Water	3005A	
MB 680-791513/1-A	Method Blank	Total Recoverable	Water	3005A	
LCS 680-791513/2-A	Lab Control Sample	Total Recoverable	Water	3005A	

Prep Batch: 791516

Lab Sample ID	Client Sample ID	Prep Type	Matrix	Method	Prep Batch
680-238533-1	AF68718	Total Recoverable	Water	3005A	
680-238533-2	AF68716	Total Recoverable	Water	3005A	
680-238533-4	AF68715	Total Recoverable	Water	3005A	
MB 680-791516/1-A	Method Blank	Total Recoverable	Water	3005A	
LCS 680-791516/2-A	Lab Control Sample	Total Recoverable	Water	3005A	

Prep Batch: 791518

Lab Sample ID	Client Sample ID	Prep Type	Matrix	Method	Prep Batch
680-238533-3	AF69285	Total Recoverable	Water	3005A	
680-238533-5	AF68722	Total Recoverable	Water	3005A	
MB 680-791518/1-A	Method Blank	Total Recoverable	Water	3005A	
LCS 680-791518/2-A	Lab Control Sample	Total Recoverable	Water	3005A	

Prep Batch: 791519

Lab Sample ID	Client Sample ID	Prep Type	Matrix	Method	Prep Batch
680-238533-3	AF69285	Total Recoverable	Water	3005A	
680-238533-5	AF68722	Total Recoverable	Water	3005A	
MB 680-791519/1-A	Method Blank	Total Recoverable	Water	3005A	
LCS 680-791519/2-A	Lab Control Sample	Total Recoverable	Water	3005A	

Analysis Batch: 791719

Lab Sample ID	Client Sample ID	Prep Type	Matrix	Method	Prep Batch
680-238533-1	AF68718	Total Recoverable	Water	6010D	791516
680-238533-2	AF68716	Total Recoverable	Water	6010D	791516
680-238533-4	AF68715	Total Recoverable	Water	6010D	791516
MB 680-791516/1-A	Method Blank	Total Recoverable	Water	6010D	791516
LCS 680-791516/2-A	Lab Control Sample	Total Recoverable	Water	6010D	791516

Analysis Batch: 791897

Lab Sample ID	Client Sample ID	Prep Type	Matrix	Method	Prep Batch
680-238533-3	AF69285	Total Recoverable	Water	6010D	791519
680-238533-5	AF68722	Total Recoverable	Water	6010D	791519
MB 680-791519/1-A	Method Blank	Total Recoverable	Water	6010D	791519
LCS 680-791519/2-A	Lab Control Sample	Total Recoverable	Water	6010D	791519

Analysis Batch: 792230

Lab Sample ID	Client Sample ID	Prep Type	Matrix	Method	Prep Batch
680-238533-1	AF68718	Total Recoverable	Water	6020B	791513
680-238533-2	AF68716	Total Recoverable	Water	6020B	791513
680-238533-4	AF68715	Total Recoverable	Water	6020B	791513
MB 680-791513/1-A	Method Blank	Total Recoverable	Water	6020B	791513
LCS 680-791513/2-A	Lab Control Sample	Total Recoverable	Water	6020B	791513

Client: South Carolina Public Service Authority
Project/Site: 125915/JM02.08.G01.3/36500

Job ID: 680-238533-1

Metals

Analysis Batch: 792490

Lab Sample ID	Client Sample ID	Prep Type	Matrix	Method	Prep Batch
680-238533-3	AF69285	Total Recoverable	Water	6020B	791518
680-238533-5	AF68722	Total Recoverable	Water	6020B	791518
MB 680-791518/1-A	Method Blank	Total Recoverable	Water	6020B	791518
LCS 680-791518/2-A	Lab Control Sample	Total Recoverable	Water	6020B	791518

Lab Chronicle

Client: South Carolina Public Service Authority
Project/Site: 125915/JM02.08.G01.3/36500

Job ID: 680-238533-1

Client Sample ID: AF68718

Lab Sample ID: 680-238533-1

Date Collected: 06/27/23 13:07

Matrix: Water

Date Received: 08/02/23 10:45

Prep Type	Batch Type	Batch Method	Run	Dilution Factor	Batch Number	Analyst	Lab	Prepared or Analyzed
Total Recoverable	Prep	3005A			791516	RR	EET SAV	08/03/23 05:51
Total Recoverable	Analysis	6010D		1	791719	BJB	EET SAV	08/03/23 15:22
Total Recoverable	Prep	3005A			791513	RR	EET SAV	08/03/23 05:51
Total Recoverable	Analysis	6020B		1	792230	BWR	EET SAV	08/07/23 16:55

Client Sample ID: AF68716

Lab Sample ID: 680-238533-2

Date Collected: 06/28/23 10:32

Matrix: Water

Date Received: 08/02/23 10:45

Prep Type	Batch Type	Batch Method	Run	Dilution Factor	Batch Number	Analyst	Lab	Prepared or Analyzed
Total Recoverable	Prep	3005A			791516	RR	EET SAV	08/03/23 05:51
Total Recoverable	Analysis	6010D		1	791719	BJB	EET SAV	08/03/23 15:08
Total Recoverable	Prep	3005A			791513	RR	EET SAV	08/03/23 05:51
Total Recoverable	Analysis	6020B		1	792230	BWR	EET SAV	08/07/23 16:18

Client Sample ID: AF69285

Lab Sample ID: 680-238533-3

Date Collected: 06/28/23 12:36

Matrix: Water

Date Received: 08/02/23 10:45

Prep Type	Batch Type	Batch Method	Run	Dilution Factor	Batch Number	Analyst	Lab	Prepared or Analyzed
Total Recoverable	Prep	3005A			791519	RR	EET SAV	08/03/23 06:38
Total Recoverable	Analysis	6010D		1	791897	BJB	EET SAV	08/04/23 17:25
Total Recoverable	Prep	3005A			791518	RR	EET SAV	08/03/23 06:38
Total Recoverable	Analysis	6020B		1	792490	BWR	EET SAV	08/08/23 15:30

Client Sample ID: AF68715

Lab Sample ID: 680-238533-4

Date Collected: 06/29/23 09:47

Matrix: Water

Date Received: 08/02/23 10:45

Prep Type	Batch Type	Batch Method	Run	Dilution Factor	Batch Number	Analyst	Lab	Prepared or Analyzed
Total Recoverable	Prep	3005A			791516	RR	EET SAV	08/03/23 05:51
Total Recoverable	Analysis	6010D		1	791719	BJB	EET SAV	08/03/23 15:20
Total Recoverable	Prep	3005A			791513	RR	EET SAV	08/03/23 05:51
Total Recoverable	Analysis	6020B		1	792230	BWR	EET SAV	08/07/23 16:46

Client Sample ID: AF68722

Lab Sample ID: 680-238533-5

Date Collected: 06/29/23 14:53

Matrix: Water

Date Received: 08/02/23 10:45

Prep Type	Batch Type	Batch Method	Run	Dilution Factor	Batch Number	Analyst	Lab	Prepared or Analyzed
Total Recoverable	Prep	3005A			791519	RR	EET SAV	08/03/23 06:38
Total Recoverable	Analysis	6010D		1	791897	BJB	EET SAV	08/04/23 17:28
Total Recoverable	Prep	3005A			791518	RR	EET SAV	08/03/23 06:38
Total Recoverable	Analysis	6020B		1	792490	BWR	EET SAV	08/08/23 15:34

Client: South Carolina Public Service Authority
Project/Site: 125915/JM02.08.G01.3/36500

Job ID: 680-238533-1

Laboratory References:

EET SAV = Eurofins Savannah, 5102 LaRoche Avenue, Savannah, GA 31404, TEL (912)354-7858

Contract Lab Info. TA-SAV Contract Lab Due Date (Lab Only). 8 / 10 / 23 Send report to lcwillia@santeecooper.com & sjbrown@santeecooper.com

Chain of Custody

santee cooper
Santee Cooper
One Riverwood Drive
Moncks Corner, SC 29461
Phone (843)761-8000 Ext 5148
Fax. (843)761-4175

Customer Email/Report Recipient: LCWILLIA @santeecooper.com

Date Results Needed by: ___/___/___

Project/Task/Unit #: 125915 / JM02.08.601.3 / 36500

Rerun request for any flagged QC (Yes) No

Analysis Group

Labworks ID # (Internal use only)	Sample Location/ Description	Collection Date	Collection Time	Sample Collector	Total # of containers	Bottle type: (Glass-G/Plastic-P)	Grab (G) or Composite (C)	Matrix(see below)	Preservative (see below)	Comments • Method # • Reporting limit • Misc. sample info • Any other notes	TOTAL METALS -SEE BELOW			
AF68718	WAP-8	6/27/23	1307	WJK ML	1	P	G	GW	2	METHOD 6020	X			
AF68716	WAP-6	6/28/23	1032	"	"	"	"	"	"	-SEE SHEET FOR RLS.	"			
AF69285	PPEW-6D	"	1236	"	"	"	"	"	"	*PLEASE RETURN SAMPLES	"			
AF68715	WAP-5	6/29/23	0947	"	"	"	"	"	"	UPON COMPLETION.	"			
AF68722	WAP-11	"	1453	"	"	"	"	"	"		"			

680-238533 Chain of Custody

Relinquished by:	Employee#	Date	Time	Received by:	Employee #	Date	Time
SJBrown	35594	8/2/23	0756	EHodge	COURIER	8/2/23	0756
Relinquished by:	**Employee#**	**Date**	**Time**	**Received by:**	**Employee #**	**Date**	**Time**
EHodge	Courier	8/2/23	1044	[signature]	TA	8-2-23	1045
Relinquished by:	**Employee#**	**Date**	**Time**	**Received by:**	**Employee #**	**Date**	**Time**

Sample Receiving (Internal Use Only)
TEMP (°C): 4.2/4.3 Initial: _____
Correct pH: Yes No
Preservative Lot#:
Date/Time/Init for preservative:

☐ METALS (all)		
☐ Ag	☒ Cu	☐ Sb
☒ Al	☒ Fe	☒ Se
☒ As	☐ K	☐ Sn
☐ B	☐ Li	☐ Sr
☒ Ba	☒ Mg	☐ Ti
☐ Be	☐ Mn	☐ Tl
☒ Ca	☐ Mo	☐ V
☒ Cd	☐ Na	☒ Zn
☐ Co	☐ Ni	☐ Hg
☒ Cr	☒ Pb	☐ CrVI

Nutrients
☐ TOC
☐ DOC
☐ TP/TPO4
☐ NH3-N
☐ F
☐ Cl
☐ NO2
☐ Br
☐ NO3
☐ SO4

MISC.
☐ BTEX
☐ Naphthalene
☐ THM/HAA
☐ VOC
☐ Oil & Grease
☐ E. Coli
☐ Total Coliform
☐ pH
☐ Dissolved As
☐ Dissolved Fe
☐ Rad 226
☐ Rad 228
☐ PCB

Gypsum
☐ Wallboard Gypsum(*all below*)
☐ AIM
☐ TOC
☐ Total metals
☐ Soluble Metals
☐ Purity (CaSO4)
☐ % Moisture
☐ Sulfites
☐ pH
☐ Chlorides
☐ Particle Size
☐ Sulfur

Coal
☐ Ultimate
☐ % Moisture
☐ Ash
☐ Sulfur
☐ BTUs
☐ Volatile Matter
☐ CHN
Other Tests:
☐ XRF Scan
☐ HGI
☐ Fineness
☐ Particulate Matter

Flyash
☐ Ammonia
☐ LOI
☐ % Carbon
☐ Mineral Analysis
☐ Sieve
☐ % Moisture

NPDES
☐ Oil & Grease
☐ As
☐ TSS

Oil
☐ Trans. Oil Qual.
☐ %Moisture
☐ Color
☐ Acidity
☐ Dielectric Strength
☐ IFT
☐ Dissolved Gases
☐ Used Oil
☐ Flashpoint
☐ Metals in oil (As,Cd,Cr Ni,Pb Hg)
☐ TX
☐ GOFER

Matrix codes: GW-groundwater, DW-drinking water, SW-surface water, WW-waste water, BW-boiler water, L-limestone, Oil-oil, S-Soil, SL-solid, C-coal, G-gypsum, FA-flyash, BA-bottom ash, M-misc (describe in comment section)
Preservative code- 1=<4°C 2=HNO_3 3=H_2SO_4 4-HCl 5=$Na_2S_2O_3$ 6-Other (Specify)

Login Sample Receipt Checklist

Client: South Carolina Public Service Authority

Job Number: 680-238533-1

Login Number: 238533

List Source: Eurofins Savannah

List Number: 1

Creator: Sims, Robert D

Question	Answer	Comment
Radioactivity wasn't checked or is </= background as measured by a survey meter.	N/A	
The cooler's custody seal, if present, is intact.	True	
Sample custody seals, if present, are intact.	True	
The cooler or samples do not appear to have been compromised or tampered with.	True	
Samples were received on ice.	True	
Cooler Temperature is acceptable.	True	
Cooler Temperature is recorded.	True	
COC is present.	True	
COC is filled out in ink and legible.	True	
COC is filled out with all pertinent information.	True	
Is the Field Sampler's name present on COC?	True	
There are no discrepancies between the containers received and the COC.	True	
Samples are received within Holding Time (excluding tests with immediate HTs)	True	
Sample containers have legible labels.	True	
Containers are not broken or leaking.	True	
Sample collection date/times are provided.	True	
Appropriate sample containers are used.	True	
Sample bottles are completely filled.	True	
Sample Preservation Verified.	N/A	
There is sufficient vol. for all requested analyses, incl. any requested MS/MSDs	True	
Containers requiring zero headspace have no headspace or bubble is <6mm (1/4").	N/A	
Multiphasic samples are not present.	True	
Samples do not require splitting or compositing.	True	
Residual Chlorine Checked.	N/A	

Accreditation/Certification Summary

Client: South Carolina Public Service Authority
Job ID: 680-238533-1
Project/Site: 125915/JM02.08.G01.3/36500

Laboratory: Eurofins Savannah

The accreditations/certifications listed below are applicable to this report.

Authority	Program	Identification Number	Expiration Date
South Carolina	State	98001	06-30-23 *

* Accreditation/Certification renewal pending - accreditation/certification considered valid.

eurofins | Environment Testing

1 2 3 4 5 6 7 8 9 10 11 12 13 14

ANALYTICAL REPORT

PREPARED FOR

Attn: Linda Williams
South Carolina Public Service Authority
Santee Cooper
PO BOX 2946101
Moncks Corner, South Carolina 29461-2901

Generated 1/9/2024 10:02:26 AM Revision 1

JOB DESCRIPTION

125915/JM02 09 G011/36500

JOB NUMBER

680-244376-1

Eurofins Savannah
5102 LaRoche Avenue
Savannah GA 31404

See page two for job notes and contact information.

my EOL

Job Notes

This report may not be reproduced except in full, and with written approval from the laboratory. The results relate only to the samples tested. For questions please contact the Project Manager at the e-mail address or telephone number listed on this page.

The test results in this report relate only to the samples as received by the laboratory and will meet all requirements of the methodology, with any exceptions noted. This report shall not be reproduced except in full, without the express written approval of the laboratory. All questions should be directed to the Eurofins Environment Testing Southeast, LLC Project Manager.

Authorization



Generated
1/9/2024 10:02:26 AM
Revision 1

Authorized for release by
Jerry Lanier, Project Manager I
Jerry.Lanier@et.eurofinsus.com
(912)250-0281

Table of Contents

Cover Page 1
Table of Contents 3
Case Narrative 4
Sample Summary 5
Method Summary 6
Definitions 7
Detection Summary 8
Client Sample Results 9
QC Sample Results 13
QC Association 14
Chronicle 15
Chain of Custody 16
Receipt Checklists 17
Certification Summary 18

Job Narrative
680-244376-1

REVISION

The report being provided is a revision of the original report sent on 12/15/2023. The report (revision 1) is being revised due to Client is requesting batch QC to be reported..

Analytical test results meet all requirements of the associated regulatory program listed on the Accreditation/Certification Summary Page unless otherwise noted under the individual analysis. Data qualifiers are applied to indicate exceptions. Noncompliant quality control (QC) is further explained in narrative comments.

- Matrix QC may not be reported if insufficient sample or site-specific QC samples were not submitted. In these situations, to demonstrate precision and accuracy at a batch level, a LCS/LCSD may be performed, unless otherwise specified in the method.
- Surrogate and/or isotope dilution analyte recoveries (if applicable) which are outside of the QC window are confirmed unless attributed to a dilution or otherwise noted in the narrative.

Regulated compliance samples (e.g. SDWA, NPDES) must comply with the associated agency requirements/permits.

Receipt
The samples were received on 12/14/2023 10:32 AM. Unless otherwise noted below, the samples arrived in good condition, and, where required, properly preserved and on ice. The temperature of the cooler at receipt time was 13.6°C

Metals
No additional analytical or quality issues were noted, other than those described above or in the Definitions/ Glossary page.

Sample Summary

Client: South Carolina Public Service Authority
Project/Site: 125915/JM02 09 G011/36500

Job ID: 680-244376-1

Lab Sample ID	Client Sample ID	Matrix	Collected	Received
680-244376-1	AF85222	Water	12/11/23 13:19	12/14/23 10:32
680-244376-2	AF85223	Water	12/11/23 10:24	12/14/23 10:32
680-244376-3	AF85224	Water	12/11/23 10:29	12/14/23 10:32
680-244376-4	AF85225	Water	12/11/23 11:50	12/14/23 10:32

Method Summary

Client: South Carolina Public Service Authority
Project/Site: 125915/JM02 09 G011/36500

Job ID: 680-244376-1

Method	Method Description	Protocol	Laboratory
7470A	Mercury (CVAA)	SW846	EET SAV
7470A	Preparation, Mercury	SW846	EET SAV

Protocol References:

SW846 = "Test Methods For Evaluating Solid Waste, Physical/Chemical Methods", Third Edition, November 1986 And Its Updates.

Laboratory References:

EET SAV = Eurofins Savannah, 5102 LaRoche Avenue, Savannah, GA 31404, TEL (912)354-7858

Definitions/Glossary

Client: South Carolina Public Service Authority
Project/Site: 125915/JM02 09 G011/36500

Job ID: 680-244376-1

Qualifiers

Metals

Qualifier	Qualifier Description
F1	MS and/or MSD recovery exceeds control limits.
U	Indicates the analyte was analyzed for but not detected.

Glossary

Abbreviation	These commonly used abbreviations may or may not be present in this report.
¤	Listed under the "D" column to designate that the result is reported on a dry weight basis
%R	Percent Recovery
CFL	Contains Free Liquid
CFU	Colony Forming Unit
CNF	Contains No Free Liquid
DER	Duplicate Error Ratio (normalized absolute difference)
Dil Fac	Dilution Factor
DL	Detection Limit (DoD/DOE)
DL, RA, RE, IN	Indicates a Dilution, Re-analysis, Re-extraction, or additional Initial metals/anion analysis of the sample
DLC	Decision Level Concentration (Radiochemistry)
EDL	Estimated Detection Limit (Dioxin)
LOD	Limit of Detection (DoD/DOE)
LOQ	Limit of Quantitation (DoD/DOE)
MCL	EPA recommended "Maximum Contaminant Level"
MDA	Minimum Detectable Activity (Radiochemistry)
MDC	Minimum Detectable Concentration (Radiochemistry)
MDL	Method Detection Limit
ML	Minimum Level (Dioxin)
MPN	Most Probable Number
MQL	Method Quantitation Limit
NC	Not Calculated
ND	Not Detected at the reporting limit (or MDL or EDL if shown)
NEG	Negative / Absent
POS	Positive / Present
PQL	Practical Quantitation Limit
PRES	Presumptive
QC	Quality Control
RER	Relative Error Ratio (Radiochemistry)
RL	Reporting Limit or Requested Limit (Radiochemistry)
RPD	Relative Percent Difference, a measure of the relative difference between two points
TEF	Toxicity Equivalent Factor (Dioxin)
TEQ	Toxicity Equivalent Quotient (Dioxin)
TNTC	Too Numerous To Count

Detection Summary

Client: South Carolina Public Service Authority
Project/Site: 125915/JM02 09 G011/36500

Job ID: 680-244376-1

Client Sample ID: AF85222 — Lab Sample ID: 680-244376-1

No Detections.

Client Sample ID: AF85223 — Lab Sample ID: 680-244376-2

No Detections.

Client Sample ID: AF85224 — Lab Sample ID: 680-244376-3

No Detections.

Client Sample ID: AF85225 — Lab Sample ID: 680-244376-4

No Detections.

This Detection Summary does not include radiochemical test results.

Client: South Carolina Public Service Authority
Project/Site: 125915/JM02 09 G011/36500

Job ID: 680-244376-1

Client Sample ID: AF85222
Date Collected: 12/11/23 13:19
Date Received: 12/14/23 10:32

Lab Sample ID: 680-244376-1
Matrix: Water

Method: SW846 7470A - Mercury (CVAA)

Analyte	Result	Qualifier	RL	MDL	Unit	D	Prepared	Analyzed	Dil Fac
Mercury	0.200	U	0.200		ug/L		12/15/23 09:10	12/15/23 16:02	1

Client: South Carolina Public Service Authority
Project/Site: 125915/JM02 09 G011/36500

Job ID: 680-244376-1

Client Sample ID: AF85223
Date Collected: 12/11/23 10:24
Date Received: 12/14/23 10:32

Lab Sample ID: 680-244376-2
Matrix: Water

Method: SW846 7470A - Mercury (CVAA)

Analyte	Result	Qualifier	RL	MDL	Unit	D	Prepared	Analyzed	Dil Fac
Mercury	0.200	U	0.200		ug/L		12/15/23 09:10	12/15/23 16:04	1

Client: South Carolina Public Service Authority
Project/Site: 125915/JM02 09 G011/36500

Job ID: 680-244376-1

Client Sample ID: AF85224
Date Collected: 12/11/23 10:29
Date Received: 12/14/23 10:32

Lab Sample ID: 680-244376-3
Matrix: Water

Method: SW846 7470A - Mercury (CVAA)

Analyte	Result	Qualifier	RL	MDL	Unit	D	Prepared	Analyzed	Dil Fac
Mercury	0.200	U	0.200		ug/L		12/15/23 09:10	12/15/23 16:06	1

Client: South Carolina Public Service Authority
Project/Site: 125915/JM02 09 G011/36500

Job ID: 680-244376-1

Client Sample ID: AF85225
Date Collected: 12/11/23 11:50
Date Received: 12/14/23 10:32

Lab Sample ID: 680-244376-4
Matrix: Water

Method: SW846 7470A - Mercury (CVAA)

Analyte	Result	Qualifier	RL	MDL	Unit	D	Prepared	Analyzed	Dil Fac
Mercury	0.200	U	0.200		ug/L		12/15/23 09:10	12/15/23 16:08	1

Method: 7470A - Mercury (CVAA)

Lab Sample ID: MB 680-813640/1-A
Matrix: Water
Analysis Batch: 813777

Client Sample ID: Method Blank
Prep Type: Total/NA
Prep Batch: 813640

Analyte	MB Result	MB Qualifier	RL	MDL	Unit	D	Prepared	Analyzed	Dil Fac
Mercury	0.200	U	0.200		ug/L		12/15/23 09:10	12/15/23 12:50	1

Lab Sample ID: LCS 680-813640/2-A
Matrix: Water
Analysis Batch: 813777

Client Sample ID: Lab Control Sample
Prep Type: Total/NA
Prep Batch: 813640

Analyte			Spike Added	LCS Result	LCS Qualifier	Unit	D	%Rec	%Rec Limits		
Mercury			2.50	2.453		ug/L		98	80 - 120		

Lab Sample ID: 680-244329-G-1-D MS
Matrix: Water
Analysis Batch: 813777

Client Sample ID: Matrix Spike
Prep Type: Total/NA
Prep Batch: 813640

Analyte	Sample Result	Sample Qualifier	Spike Added	MS Result	MS Qualifier	Unit	D	%Rec	%Rec Limits		
Mercury	0.200	U F1	1.00	0.8064		ug/L		81	80 - 120		

Lab Sample ID: 680-244329-G-1-E MSD
Matrix: Water
Analysis Batch: 813777

Client Sample ID: Matrix Spike Duplicate
Prep Type: Total/NA
Prep Batch: 813640

Analyte	Sample Result	Sample Qualifier	Spike Added	MSD Result	MSD Qualifier	Unit	D	%Rec	%Rec Limits	RPD	RPD Limit
Mercury	0.200	U F1	1.00	0.7930	F1	ug/L		79	80 - 120	2	20

Metals

Prep Batch: 813640

Lab Sample ID	Client Sample ID	Prep Type	Matrix	Method	Prep Batch
680-244376-1	AF85222	Total/NA	Water	7470A	
680-244376-2	AF85223	Total/NA	Water	7470A	
680-244376-3	AF85224	Total/NA	Water	7470A	
680-244376-4	AF85225	Total/NA	Water	7470A	
MB 680-813640/1-A	Method Blank	Total/NA	Water	7470A	
LCS 680-813640/2-A	Lab Control Sample	Total/NA	Water	7470A	
680-244329-G-1-D MS	Matrix Spike	Total/NA	Water	7470A	
680-244329-G-1-E MSD	Matrix Spike Duplicate	Total/NA	Water	7470A	

Analysis Batch: 813777

Lab Sample ID	Client Sample ID	Prep Type	Matrix	Method	Prep Batch
680-244376-1	AF85222	Total/NA	Water	7470A	813640
680-244376-2	AF85223	Total/NA	Water	7470A	813640
680-244376-3	AF85224	Total/NA	Water	7470A	813640
680-244376-4	AF85225	Total/NA	Water	7470A	813640
MB 680-813640/1-A	Method Blank	Total/NA	Water	7470A	813640
LCS 680-813640/2-A	Lab Control Sample	Total/NA	Water	7470A	813640
680-244329-G-1-D MS	Matrix Spike	Total/NA	Water	7470A	813640
680-244329-G-1-E MSD	Matrix Spike Duplicate	Total/NA	Water	7470A	813640

Lab Chronicle

Client: South Carolina Public Service Authority
Project/Site: 125915/JM02 09 G011/36500

Job ID: 680-244376-1

Client Sample ID: AF85222
Date Collected: 12/11/23 13:19
Date Received: 12/14/23 10:32

Lab Sample ID: 680-244376-1
Matrix: Water

Prep Type	Batch Type	Batch Method	Run	Dilution Factor	Batch Number	Analyst	Lab	Prepared or Analyzed
Total/NA	Prep	7470A			813640	DW	EET SAV	12/15/23 09:10
Total/NA	Analysis	7470A		1	813777	DW	EET SAV	12/15/23 16:02

Client Sample ID: AF85223
Date Collected: 12/11/23 10:24
Date Received: 12/14/23 10:32

Lab Sample ID: 680-244376-2
Matrix: Water

Prep Type	Batch Type	Batch Method	Run	Dilution Factor	Batch Number	Analyst	Lab	Prepared or Analyzed
Total/NA	Prep	7470A			813640	DW	EET SAV	12/15/23 09:10
Total/NA	Analysis	7470A		1	813777	DW	EET SAV	12/15/23 16:04

Client Sample ID: AF85224
Date Collected: 12/11/23 10:29
Date Received: 12/14/23 10:32

Lab Sample ID: 680-244376-3
Matrix: Water

Prep Type	Batch Type	Batch Method	Run	Dilution Factor	Batch Number	Analyst	Lab	Prepared or Analyzed
Total/NA	Prep	7470A			813640	DW	EET SAV	12/15/23 09:10
Total/NA	Analysis	7470A		1	813777	DW	EET SAV	12/15/23 16:06

Client Sample ID: AF85225
Date Collected: 12/11/23 11:50
Date Received: 12/14/23 10:32

Lab Sample ID: 680-244376-4
Matrix: Water

Prep Type	Batch Type	Batch Method	Run	Dilution Factor	Batch Number	Analyst	Lab	Prepared or Analyzed
Total/NA	Prep	7470A			813640	DW	EET SAV	12/15/23 09:10
Total/NA	Analysis	7470A		1	813777	DW	EET SAV	12/15/23 16:08

Laboratory References:
EET SAV = Eurofins Savannah, 5102 LaRoche Avenue, Savannah, GA 31404, TEL (912)354-7858

Contract Lab Info: TA SAV Contract Lab Due Date (Lab Only): 12 / 22 / 23 Send report to lcwillia@santeecooper.com & sjbrown@santeecooper.com

Chain of Custody

santee cooper
Santee Cooper
One Riverwood Drive
Moncks Corner, SC 29461
Phone: (843)761-8000 Ext. 5148
Fax: (843)761-4175

Customer Email/Report Recipient	Date Results Needed by	Project/Task/Unit #	Rerun request for any flagged QC
LINDA WILLIAMS @santeecooper.com	/ /	125915 / JM02 09 G01 1 / 36500	(Yes) No

Analysis Group

Labworks ID # (Internal use only)	Sample Location/ Description	Collection Date	Collection Time	Sample Collector	Total # of containers	Bottle type: (Glass-G/Plastic-P)	Grab (G) or Composite (C)	Matrix(see below)	Preservative (see below)	Comments • Method # • Reporting limit • Misc. sample info • Any other notes	Hg
AF85222	WAP-27	12/11/23	1319	ZM ML	1	P	G	GW	2	RL <0.2 ug/L	X
AF85223	WAP-28	"	1024	"	"	"	"	"	"		"
AF85224	WAP-28 DUP	"	1029	"	"	"	"	"	"		"
AF85225	WAP-29	"	1150	"	"	"	"	"	"		"

680-244376 Chain of Custody

Relinquished by:	Employee#	Date	Time	Received by:	Employee #	Date	Time
SRury	35594	12/12/23	1200			12/14 23	1032
Relinquished by:	Employee#	Date	Time	Received by:	Employee #	Date	Time
Relinquished by:	Employee#	Date	Time	Received by:	Employee #	Date	Time

Sample Receiving (Internal Use Only)
TEMP (°C): 13.3/13.6 Initial:
Correct pH: Yes No
Preservative Lot#:
Date/Time/Init for preservative:

☐ METALS (all)		
☐ Ag	☐ Cu	☐ Sb
☐ Al	☐ Fe	☐ Se
☐ As	☐ K	☐ Sn
☐ B	☐ Li	☐ Sr
☐ Ba	☐ Mg	☐ Ti
☐ Be	☐ Mn	☐ Tl
☐ Ca	☐ Mo	☐ V
☐ Cd	☐ Na	☐ Zn
☐ Co	☐ Ni	☐ Hg
☐ Cr	☐ Pb	☐ CrVI

Nutrients
- ☐ TOC
- ☐ DOC
- ☐ TP/TPO4
- ☐ NH3-N
- ☐ F
- ☐ Cl
- ☐ NO2
- ☐ Br
- ☐ NO3
- ☐ SO4

MISC.
- ☐ BTEX
- ☐ Naphthalene
- ☐ THM/HAA
- ☐ VOC
- ☐ Oil & Grease
- ☐ E. Coli
- ☐ Total Coliform
- ☐ pH
- ☐ Dissolved As
- ☐ Dissolved Fe
- ☐ Rad 226
- ☐ Rad 228
- ☐ PCB

Gypsum
- ☐ Wallboard Gypsum *(all below)*
- ☐ AIM
- ☐ TGC
- ☐ Total metals
- ☐ Soluble Metals
- ☐ Purity ($CaSO_4$)
- ☐ % Moisture
- ☐ Sulfites
- ☐ pH
- ☐ Chlorides
- ☐ Particle Size
- ☐ Sulfur

Coal
- ☐ Ultimate
- ☐ % Moisture
- ☐ Ash
- ☐ Sulfur
- ☐ BTUs
- ☐ Volatile Matter
- ☐ CHN

Other Tests:
- ☐ XRF Scan
- ☐ HGI
- ☐ Fineness
- ☐ Particulate Matter

Flyash
- ☐ Ammonia
- ☐ LOI
- ☐ % Carbon
- ☐ Mineral Analysis
- ☐ Steve
- ☐ % Moisture

NPDES
- ☐ Oil & Grease
- ☐ As
- ☐ TSS

Oil
- ☐ Trans. Oil Qual.
- ☐ %Moisture
- ☐ Color
- ☐ Acidity
- ☐ Dielectric Strength
- ☐ IFT
- ☐ Dissolved Gases
- ☐ Used Oil
- ☐ Flashpoint
- ☐ Metals in oil (As Cd Cr Ni Pb Hg)
- ☐ TN
- ☐ GOPER

Matrix codes. GW-groundwater, DW-drinking water, SW-surface water, WW-waste water, BW-boiler water, L-limestone, Oil-oil, S-Soil, SL-solid, C-coal, G-gypsum, FA-flyash, BA-bottom ash, M-misc (describe in comment section)
Preservative code- 1=<4°C 2=HNO_3 3=H_2SO_4 4-HCl 5=$Na_2S_2O_3$ 6-Other (Specify)

Login Sample Receipt Checklist

Client: South Carolina Public Service Authority

Job Number: 680-244376-1

Login Number: 244376
List Number: 1
Creator: Stewart, Rendaisha

List Source: Eurofins Savannah

Question	Answer	Comment
Radioactivity wasn't checked or is </= background as measured by a survey meter.	N/A	
The cooler's custody seal, if present, is intact.	True	
Sample custody seals, if present, are intact.	True	
The cooler or samples do not appear to have been compromised or tampered with.	True	
Samples were received on ice.	True	
Cooler Temperature is acceptable.	True	
Cooler Temperature is recorded.	True	
COC is present.	True	
COC is filled out in ink and legible.	True	
COC is filled out with all pertinent information.	True	
Is the Field Sampler's name present on COC?	True	
There are no discrepancies between the containers received and the COC.	True	
Samples are received within Holding Time (excluding tests with immediate HTs)	True	
Sample containers have legible labels.	True	
Containers are not broken or leaking.	True	
Sample collection date/times are provided.	True	
Appropriate sample containers are used.	True	
Sample bottles are completely filled.	True	
Sample Preservation Verified.	N/A	
There is sufficient vol. for all requested analyses, incl. any requested MS/MSDs	True	
Containers requiring zero headspace have no headspace or bubble is <6mm (1/4").	N/A	
Multiphasic samples are not present.	True	
Samples do not require splitting or compositing.	True	
Residual Chlorine Checked.	N/A	

Accreditation/Certification Summary

Client: South Carolina Public Service Authority
Job ID: 680-244376-1
Project/Site: 125915/JM02 09 G011/36500

Laboratory: Eurofins Savannah

The accreditations/certifications listed below are applicable to this report.

Authority	Program	Identification Number	Expiration Date
South Carolina	State	98001	06-30-24

eurofins | Environment Testing

ANALYTICAL REPORT

PREPARED FOR

Attn: Linda Williams
South Carolina Public Service Authority
Santee Cooper
PO BOX 2946101
Moncks Corner, South Carolina 29461-2901

Generated 8/25/2023 9:18:19 AM

JOB DESCRIPTION

125915/JM02-08-G01.1/36500

JOB NUMBER

680-237959-2

Eurofins Savannah
5102 LaRoche Avenue
Savannah GA 31404

See page two for job notes and contact information.

my EOL

Job Notes

This report may not be reproduced except in full, and with written approval from the laboratory. The results relate only to the samples tested. For questions please contact the Project Manager at the e-mail address or telephone number listed on this page.

The test results in this report relate only to the samples as received by the laboratory and will meet all requirements of the methodology, with any exceptions noted. This report shall not be reproduced except in full, without the express written approval of the laboratory. All questions should be directed to the Eurofins Environment Testing Southeast, LLC Project Manager.

Authorization



Generated
8/25/2023 9:18:19 AM

Authorized for release by
Jerry Lanier, Project Manager I
Jerry.Lanier@et.eurofinsus.com
(912)250-0281

Table of Contents

Cover Page 1
Table of Contents 3
Case Narrative 4
Sample Summary 5
Method Summary 6
Definitions 7
Detection Summary 8
Client Sample Results 11
QC Sample Results 28
QC Association 30
Chronicle 32
Chain of Custody 36
Receipt Checklists 39
Certification Summary 40

Client: South Carolina Public Service Authority
Project/Site: 125915/JM02-08-G01.1/36500

Job ID: 680-237959-2

Job ID: 680-237959-2

Laboratory: Eurofins Savannah

Narrative

Job Narrative
680-237959-2

Receipt
The samples were received on 7/20/2023 9:45 AM. Unless otherwise noted below, the samples arrived in good condition, and, where required, properly preserved and on ice. The temperature of the cooler at receipt time was 21.7°C

Metals
No additional analytical or quality issues were noted, other than those described above or in the Definitions/ Glossary page.

Sample Summary

Client: South Carolina Public Service Authority
Project/Site: 125915/JM02-08-G01.1/36500

Job ID: 680-237959-2

Lab Sample ID	Client Sample ID	Matrix	Collected	Received
680-237959-1	AF68738	Water	07/12/23 12:28	07/20/23 09:45
680-237959-2	AF68732	Water	07/12/23 14:32	07/20/23 09:45
680-237959-3	AF68740	Water	07/12/23 11:01	07/20/23 09:45
680-237959-4	AF68743	Water	07/12/23 13:23	07/20/23 09:45
680-237959-5	AF68744	Water	07/12/23 13:28	07/20/23 09:45
680-237959-8	AF68725	Water	07/18/23 11:49	07/20/23 09:45
680-237959-9	AF68742	Water	07/18/23 14:53	07/20/23 09:45
680-237959-10	AF68747	Water	07/17/23 10:08	07/20/23 09:45
680-237959-11	AF68731	Water	07/17/23 11:15	07/20/23 09:45
680-237959-12	AF68723	Water	07/17/23 13:00	07/20/23 09:45
680-237959-13	AF68724	Water	07/17/23 13:05	07/20/23 09:45
680-237959-14	AF68746	Water	07/17/23 14:24	07/20/23 09:45
680-237959-15	AF68726	Water	07/13/23 14:16	07/20/23 09:45
680-237959-16	AF68727	Water	07/13/23 14:21	07/20/23 09:45
680-237959-17	AF68730	Water	07/13/23 10:01	07/20/23 09:45
680-237959-18	AF68729	Water	07/13/23 11:24	07/20/23 09:45
680-237959-19	AF68728	Water	07/13/23 13:32	07/20/23 09:45

Method Summary

Client: South Carolina Public Service Authority
Project/Site: 125915/JM02-08-G01.1/36500

Job ID: 680-237959-2

Method	Method Description	Protocol	Laboratory
6010D	Metals (ICP)	SW846	EET SAV
6020B	Metals (ICP/MS)	SW846	EET SAV
3005A	Preparation, Total Recoverable or Dissolved Metals	SW846	EET SAV

Protocol References:

SW846 = "Test Methods For Evaluating Solid Waste, Physical/Chemical Methods", Third Edition, November 1986 And Its Updates.

Laboratory References:

EET SAV = Eurofins Savannah, 5102 LaRoche Avenue, Savannah, GA 31404, TEL (912)354-7858

Client: South Carolina Public Service Authority
Project/Site: 125915/JM02-08-G01.1/36500

Job ID: 680-237959-2

Qualifiers

Metals

Qualifier	Qualifier Description
4	MS, MSD: The analyte present in the original sample is greater than 4 times the matrix spike concentration; therefore, control limits are not applicable.
U	Indicates the analyte was analyzed for but not detected.

Glossary

Abbreviation	These commonly used abbreviations may or may not be present in this report.
¤	Listed under the "D" column to designate that the result is reported on a dry weight basis
%R	Percent Recovery
CFL	Contains Free Liquid
CFU	Colony Forming Unit
CNF	Contains No Free Liquid
DER	Duplicate Error Ratio (normalized absolute difference)
Dil Fac	Dilution Factor
DL	Detection Limit (DoD/DOE)
DL, RA, RE, IN	Indicates a Dilution, Re-analysis, Re-extraction, or additional Initial metals/anion analysis of the sample
DLC	Decision Level Concentration (Radiochemistry)
EDL	Estimated Detection Limit (Dioxin)
LOD	Limit of Detection (DoD/DOE)
LOQ	Limit of Quantitation (DoD/DOE)
MCL	EPA recommended "Maximum Contaminant Level"
MDA	Minimum Detectable Activity (Radiochemistry)
MDC	Minimum Detectable Concentration (Radiochemistry)
MDL	Method Detection Limit
ML	Minimum Level (Dioxin)
MPN	Most Probable Number
MQL	Method Quantitation Limit
NC	Not Calculated
ND	Not Detected at the reporting limit (or MDL or EDL if shown)
NEG	Negative / Absent
POS	Positive / Present
PQL	Practical Quantitation Limit
PRES	Presumptive
QC	Quality Control
RER	Relative Error Ratio (Radiochemistry)
RL	Reporting Limit or Requested Limit (Radiochemistry)
RPD	Relative Percent Difference, a measure of the relative difference between two points
TEF	Toxicity Equivalent Factor (Dioxin)
TEQ	Toxicity Equivalent Quotient (Dioxin)
TNTC	Too Numerous To Count

Detection Summary

Client: South Carolina Public Service Authority
Project/Site: 125915/JM02-08-G01.1/36500

Job ID: 680-237959-2

Client Sample ID: AF68738 — Lab Sample ID: 680-237959-1

Analyte	Result	Qualifier	RL	MDL	Unit	Dil Fac	D	Method	Prep Type
Calcium	97000		500		ug/L	1		6010D	Total Recoverable
Arsenic	5.72		3.00		ug/L	1		6020B	Total Recoverable
Barium	79.2		5.00		ug/L	1		6020B	Total Recoverable
Chromium	29.6		5.00		ug/L	1		6020B	Total Recoverable
Cobalt	2.31		0.500		ug/L	1		6020B	Total Recoverable
Lead	11.0		2.50		ug/L	1		6020B	Total Recoverable

Client Sample ID: AF68732 — Lab Sample ID: 680-237959-2

Analyte	Result	Qualifier	RL	MDL	Unit	Dil Fac	D	Method	Prep Type
Calcium	220000		500		ug/L	1		6010D	Total Recoverable
Barium	94.3		5.00		ug/L	1		6020B	Total Recoverable

Client Sample ID: AF68740 — Lab Sample ID: 680-237959-3

Analyte	Result	Qualifier	RL	MDL	Unit	Dil Fac	D	Method	Prep Type
Calcium	348000		500		ug/L	1		6010D	Total Recoverable
Arsenic	443		3.00		ug/L	1		6020B	Total Recoverable
Barium	186		5.00		ug/L	1		6020B	Total Recoverable

Client Sample ID: AF68743 — Lab Sample ID: 680-237959-4

Analyte	Result	Qualifier	RL	MDL	Unit	Dil Fac	D	Method	Prep Type
Calcium	19200		500		ug/L	1		6010D	Total Recoverable
Barium	35.1		5.00		ug/L	1		6020B	Total Recoverable

Client Sample ID: AF68744 — Lab Sample ID: 680-237959-5

Analyte	Result	Qualifier	RL	MDL	Unit	Dil Fac	D	Method	Prep Type
Calcium	20300		500		ug/L	1		6010D	Total Recoverable
Barium	36.9		5.00		ug/L	1		6020B	Total Recoverable

Client Sample ID: AF68725 — Lab Sample ID: 680-237959-8

Analyte	Result	Qualifier	RL	MDL	Unit	Dil Fac	D	Method	Prep Type
Calcium	400000		500		ug/L	1		6010D	Total Recoverable
Barium	270		5.00		ug/L	1		6020B	Total Recoverable
Cobalt	0.500		0.500		ug/L	1		6020B	Total Recoverable

This Detection Summary does not include radiochemical test results.

Detection Summary

Client: South Carolina Public Service Authority
Project/Site: 125915/JM02-08-G01.1/36500

Job ID: 680-237959-2

Client Sample ID: AF68742 — Lab Sample ID: 680-237959-9

Analyte	Result	Qualifier	RL	MDL	Unit	Dil Fac	D	Method	Prep Type
Calcium	61400		500		ug/L	1		6010D	Total Recoverable
Barium	8.14		5.00		ug/L	1		6020B	Total Recoverable

Client Sample ID: AF68747 — Lab Sample ID: 680-237959-10

Analyte	Result	Qualifier	RL	MDL	Unit	Dil Fac	D	Method	Prep Type
Calcium	519000		500		ug/L	1		6010D	Total Recoverable
Barium	36.3		5.00		ug/L	1		6020B	Total Recoverable
Cobalt	4.31		0.500		ug/L	1		6020B	Total Recoverable

Client Sample ID: AF68731 — Lab Sample ID: 680-237959-11

Analyte	Result	Qualifier	RL	MDL	Unit	Dil Fac	D	Method	Prep Type
Calcium	176000		500		ug/L	1		6010D	Total Recoverable
Barium	153		5.00		ug/L	1		6020B	Total Recoverable

Client Sample ID: AF68723 — Lab Sample ID: 680-237959-12

Analyte	Result	Qualifier	RL	MDL	Unit	Dil Fac	D	Method	Prep Type
Calcium	139000		500		ug/L	1		6010D	Total Recoverable
Barium	21.6		5.00		ug/L	1		6020B	Total Recoverable
Cobalt	0.925		0.500		ug/L	1		6020B	Total Recoverable

Client Sample ID: AF68724 — Lab Sample ID: 680-237959-13

Analyte	Result	Qualifier	RL	MDL	Unit	Dil Fac	D	Method	Prep Type
Calcium	139000		500		ug/L	1		6010D	Total Recoverable
Barium	22.9		5.00		ug/L	1		6020B	Total Recoverable
Cobalt	0.975		0.500		ug/L	1		6020B	Total Recoverable

Client Sample ID: AF68746 — Lab Sample ID: 680-237959-14

Analyte	Result	Qualifier	RL	MDL	Unit	Dil Fac	D	Method	Prep Type
Calcium	97500		500		ug/L	1		6010D	Total Recoverable
Barium	191		5.00		ug/L	1		6020B	Total Recoverable
Beryllium	0.695		0.500		ug/L	1		6020B	Total Recoverable
Cobalt	18.8		0.500		ug/L	1		6020B	Total Recoverable

This Detection Summary does not include radiochemical test results.

Detection Summary

Client: South Carolina Public Service Authority
Project/Site: 125915/JM02-08-G01.1/36500

Job ID: 680-237959-2

Client Sample ID: AF68726 — Lab Sample ID: 680-237959-15

Analyte	Result	Qualifier	RL	MDL	Unit	Dil Fac	D	Method	Prep Type
Calcium	1160000		5000		ug/L	10		6010D	Total Recoverable
Arsenic	22.3		3.00		ug/L	1		6020B	Total Recoverable
Barium	49.8		5.00		ug/L	1		6020B	Total Recoverable

Client Sample ID: AF68727 — Lab Sample ID: 680-237959-16

Analyte	Result	Qualifier	RL	MDL	Unit	Dil Fac	D	Method	Prep Type
Calcium	1230000		5000		ug/L	10		6010D	Total Recoverable
Arsenic	18.2		3.00		ug/L	1		6020B	Total Recoverable
Barium	46.7		5.00		ug/L	1		6020B	Total Recoverable

Client Sample ID: AF68730 — Lab Sample ID: 680-237959-17

Analyte	Result	Qualifier	RL	MDL	Unit	Dil Fac	D	Method	Prep Type
Calcium	165000		500		ug/L	1		6010D	Total Recoverable
Barium	85.4		5.00		ug/L	1		6020B	Total Recoverable
Cobalt	0.735		0.500		ug/L	1		6020B	Total Recoverable

Client Sample ID: AF68729 — Lab Sample ID: 680-237959-18

Analyte	Result	Qualifier	RL	MDL	Unit	Dil Fac	D	Method	Prep Type
Calcium	688000		500		ug/L	1		6010D	Total Recoverable
Arsenic	7.80		3.00		ug/L	1		6020B	Total Recoverable
Barium	133		5.00		ug/L	1		6020B	Total Recoverable

Client Sample ID: AF68728 — Lab Sample ID: 680-237959-19

Analyte	Result	Qualifier	RL	MDL	Unit	Dil Fac	D	Method	Prep Type
Calcium	832000		5000		ug/L	10		6010D	Total Recoverable
Arsenic	6.75		3.00		ug/L	1		6020B	Total Recoverable
Barium	82.3		5.00		ug/L	1		6020B	Total Recoverable

This Detection Summary does not include radiochemical test results.

Client: South Carolina Public Service Authority
Project/Site: 125915/JM02-08-G01.1/36500

Job ID: 680-237959-2

Client Sample ID: AF68738
Date Collected: 07/12/23 12:28
Date Received: 07/20/23 09:45

Lab Sample ID: 680-237959-1
Matrix: Water

Method: SW846 6010D - Metals (ICP) - Total Recoverable

Analyte	Result	Qualifier	RL	MDL	Unit	D	Prepared	Analyzed	Dil Fac
Calcium	**97000**		500		ug/L		08/24/23 05:25	08/24/23 10:28	1
Selenium	20.0	U	20.0		ug/L		08/24/23 05:25	08/24/23 10:28	1

Method: SW846 6020B - Metals (ICP/MS) - Total Recoverable

Analyte	Result	Qualifier	RL	MDL	Unit	D	Prepared	Analyzed	Dil Fac
Antimony	5.00	U	5.00		ug/L		08/24/23 05:25	08/24/23 11:15	1
Arsenic	**5.72**		3.00		ug/L		08/24/23 05:25	08/24/23 11:15	1
Barium	**79.2**		5.00		ug/L		08/24/23 05:25	08/24/23 11:15	1
Beryllium	0.500	U	0.500		ug/L		08/24/23 05:25	08/24/23 11:15	1
Cadmium	0.500	U	0.500		ug/L		08/24/23 05:25	08/24/23 11:15	1
Chromium	**29.6**		5.00		ug/L		08/24/23 05:25	08/24/23 11:15	1
Cobalt	**2.31**		0.500		ug/L		08/24/23 05:25	08/24/23 11:15	1
Lead	**11.0**		2.50		ug/L		08/24/23 05:25	08/24/23 11:15	1
Thallium	1.00	U	1.00		ug/L		08/24/23 05:25	08/24/23 11:15	1

Client: South Carolina Public Service Authority
Project/Site: 125915/JM02-08-G01.1/36500

Job ID: 680-237959-2

Client Sample ID: AF68732
Date Collected: 07/12/23 14:32
Date Received: 07/20/23 09:45

Lab Sample ID: 680-237959-2
Matrix: Water

Method: SW846 6010D - Metals (ICP) - Total Recoverable

Analyte	Result	Qualifier	RL	MDL	Unit	D	Prepared	Analyzed	Dil Fac
Calcium	**220000**		500		ug/L		08/24/23 05:25	08/24/23 10:21	1
Selenium	20.0	U	20.0		ug/L		08/24/23 05:25	08/24/23 10:21	1

Method: SW846 6020B - Metals (ICP/MS) - Total Recoverable

Analyte	Result	Qualifier	RL	MDL	Unit	D	Prepared	Analyzed	Dil Fac
Antimony	5.00	U	5.00		ug/L		08/24/23 05:25	08/24/23 11:02	1
Arsenic	3.00	U	3.00		ug/L		08/24/23 05:25	08/24/23 11:02	1
Barium	**94.3**		5.00		ug/L		08/24/23 05:25	08/24/23 11:02	1
Beryllium	0.500	U	0.500		ug/L		08/24/23 05:25	08/24/23 11:02	1
Cadmium	0.500	U	0.500		ug/L		08/24/23 05:25	08/24/23 11:02	1
Chromium	5.00	U	5.00		ug/L		08/24/23 05:25	08/24/23 11:02	1
Cobalt	0.500	U	0.500		ug/L		08/24/23 05:25	08/24/23 11:02	1
Lead	2.50	U	2.50		ug/L		08/24/23 05:25	08/24/23 11:02	1
Thallium	1.00	U	1.00		ug/L		08/24/23 05:25	08/24/23 11:02	1

Client: South Carolina Public Service Authority
Project/Site: 125915/JM02-08-G01.1/36500

Job ID: 680-237959-2

Client Sample ID: AF68740

Date Collected: 07/12/23 11:01
Date Received: 07/20/23 09:45

Lab Sample ID: 680-237959-3

Matrix: Water

Method: SW846 6010D - Metals (ICP) - Total Recoverable

Analyte	Result	Qualifier	RL	MDL	Unit	D	Prepared	Analyzed	Dil Fac
Calcium	**348000**		500		ug/L		08/24/23 05:25	08/24/23 10:30	1
Selenium	20.0	U	20.0		ug/L		08/24/23 05:25	08/24/23 10:30	1

Method: SW846 6020B - Metals (ICP/MS) - Total Recoverable

Analyte	Result	Qualifier	RL	MDL	Unit	D	Prepared	Analyzed	Dil Fac
Antimony	5.00	U	5.00		ug/L		08/24/23 05:25	08/24/23 11:19	1
Arsenic	**443**		3.00		ug/L		08/24/23 05:25	08/24/23 11:19	1
Barium	**186**		5.00		ug/L		08/24/23 05:25	08/24/23 11:19	1
Beryllium	0.500	U	0.500		ug/L		08/24/23 05:25	08/24/23 11:19	1
Cadmium	0.500	U	0.500		ug/L		08/24/23 05:25	08/24/23 11:19	1
Chromium	5.00	U	5.00		ug/L		08/24/23 05:25	08/24/23 11:19	1
Cobalt	0.500	U	0.500		ug/L		08/24/23 05:25	08/24/23 11:19	1
Lead	2.50	U	2.50		ug/L		08/24/23 05:25	08/24/23 11:19	1
Thallium	1.00	U	1.00		ug/L		08/24/23 05:25	08/24/23 11:19	1

Client: South Carolina Public Service Authority
Project/Site: 125915/JM02-08-G01.1/36500

Job ID: 680-237959-2

Client Sample ID: AF68743

Date Collected: 07/12/23 13:23
Date Received: 07/20/23 09:45

Lab Sample ID: 680-237959-4

Matrix: Water

Method: SW846 6010D - Metals (ICP) - Total Recoverable

Analyte	Result	Qualifier	RL	MDL	Unit	D	Prepared	Analyzed	Dil Fac
Calcium	**19200**		500		ug/L		08/24/23 05:25	08/24/23 10:33	1
Selenium	20.0	U	20.0		ug/L		08/24/23 05:25	08/24/23 10:33	1

Method: SW846 6020B - Metals (ICP/MS) - Total Recoverable

Analyte	Result	Qualifier	RL	MDL	Unit	D	Prepared	Analyzed	Dil Fac
Antimony	5.00	U	5.00		ug/L		08/24/23 05:25	08/24/23 11:23	1
Arsenic	3.00	U	3.00		ug/L		08/24/23 05:25	08/24/23 11:23	1
Barium	**35.1**		5.00		ug/L		08/24/23 05:25	08/24/23 11:23	1
Beryllium	0.500	U	0.500		ug/L		08/24/23 05:25	08/24/23 11:23	1
Cadmium	0.500	U	0.500		ug/L		08/24/23 05:25	08/24/23 11:23	1
Chromium	5.00	U	5.00		ug/L		08/24/23 05:25	08/24/23 11:23	1
Cobalt	0.500	U	0.500		ug/L		08/24/23 05:25	08/24/23 11:23	1
Lead	2.50	U	2.50		ug/L		08/24/23 05:25	08/24/23 11:23	1
Thallium	1.00	U	1.00		ug/L		08/24/23 05:25	08/24/23 11:23	1

Client: South Carolina Public Service Authority
Project/Site: 125915/JM02-08-G01.1/36500

Job ID: 680-237959-2

Client Sample ID: AF68744
Date Collected: 07/12/23 13:28
Date Received: 07/20/23 09:45

Lab Sample ID: 680-237959-5
Matrix: Water

Method: SW846 6010D - Metals (ICP) - Total Recoverable

Analyte	Result	Qualifier	RL	MDL	Unit	D	Prepared	Analyzed	Dil Fac
Calcium	**20300**		500		ug/L		08/24/23 05:25	08/24/23 10:35	1
Selenium	20.0	U	20.0		ug/L		08/24/23 05:25	08/24/23 10:35	1

Method: SW846 6020B - Metals (ICP/MS) - Total Recoverable

Analyte	Result	Qualifier	RL	MDL	Unit	D	Prepared	Analyzed	Dil Fac
Antimony	5.00	U	5.00		ug/L		08/24/23 05:25	08/24/23 11:27	1
Arsenic	3.00	U	3.00		ug/L		08/24/23 05:25	08/24/23 11:27	1
Barium	**36.9**		5.00		ug/L		08/24/23 05:25	08/24/23 11:27	1
Beryllium	0.500	U	0.500		ug/L		08/24/23 05:25	08/24/23 11:27	1
Cadmium	0.500	U	0.500		ug/L		08/24/23 05:25	08/24/23 11:27	1
Chromium	5.00	U	5.00		ug/L		08/24/23 05:25	08/24/23 11:27	1
Cobalt	0.500	U	0.500		ug/L		08/24/23 05:25	08/24/23 11:27	1
Lead	2.50	U	2.50		ug/L		08/24/23 05:25	08/24/23 11:27	1
Thallium	1.00	U	1.00		ug/L		08/24/23 05:25	08/24/23 11:27	1

Client: South Carolina Public Service Authority
Job ID: 680-237959-2
Project/Site: 125915/JM02-08-G01.1/36500

Client Sample ID: AF68725
Lab Sample ID: 680-237959-8
Date Collected: 07/18/23 11:49
Matrix: Water
Date Received: 07/20/23 09:45

Method: SW846 6010D - Metals (ICP) - Total Recoverable

Analyte	Result	Qualifier	RL	MDL	Unit	D	Prepared	Analyzed	Dil Fac
Calcium	**400000**		500		ug/L		08/24/23 05:25	08/24/23 10:47	1
Selenium	20.0	U	20.0		ug/L		08/24/23 05:25	08/24/23 10:47	1

Method: SW846 6020B - Metals (ICP/MS) - Total Recoverable

Analyte	Result	Qualifier	RL	MDL	Unit	D	Prepared	Analyzed	Dil Fac
Antimony	5.00	U	5.00		ug/L		08/24/23 05:25	08/24/23 11:47	1
Arsenic	3.00	U	3.00		ug/L		08/24/23 05:25	08/24/23 11:47	1
Barium	**270**		5.00		ug/L		08/24/23 05:25	08/24/23 11:47	1
Beryllium	0.500	U	0.500		ug/L		08/24/23 05:25	08/24/23 11:47	1
Cadmium	0.500	U	0.500		ug/L		08/24/23 05:25	08/24/23 11:47	1
Chromium	5.00	U	5.00		ug/L		08/24/23 05:25	08/24/23 11:47	1
Cobalt	**0.500**		0.500		ug/L		08/24/23 05:25	08/24/23 11:47	1
Lead	2.50	U	2.50		ug/L		08/24/23 05:25	08/24/23 11:47	1
Thallium	1.00	U	1.00		ug/L		08/24/23 05:25	08/24/23 11:47	1

Client: South Carolina Public Service Authority
Project/Site: 125915/JM02-08-G01.1/36500

Job ID: 680-237959-2

Client Sample ID: AF68742
Date Collected: 07/18/23 14:53
Date Received: 07/20/23 09:45

Lab Sample ID: 680-237959-9
Matrix: Water

Method: SW846 6010D - Metals (ICP) - Total Recoverable

Analyte	Result	Qualifier	RL	MDL	Unit	D	Prepared	Analyzed	Dil Fac
Calcium	**61400**		500		ug/L		08/24/23 05:25	08/24/23 10:49	1
Selenium	20.0	U	20.0		ug/L		08/24/23 05:25	08/24/23 10:49	1

Method: SW846 6020B - Metals (ICP/MS) - Total Recoverable

Analyte	Result	Qualifier	RL	MDL	Unit	D	Prepared	Analyzed	Dil Fac
Antimony	5.00	U	5.00		ug/L		08/24/23 05:25	08/24/23 11:51	1
Arsenic	3.00	U	3.00		ug/L		08/24/23 05:25	08/24/23 11:51	1
Barium	**8.14**		5.00		ug/L		08/24/23 05:25	08/24/23 11:51	1
Beryllium	0.500	U	0.500		ug/L		08/24/23 05:25	08/24/23 11:51	1
Cadmium	0.500	U	0.500		ug/L		08/24/23 05:25	08/24/23 11:51	1
Chromium	5.00	U	5.00		ug/L		08/24/23 05:25	08/24/23 11:51	1
Cobalt	0.500	U	0.500		ug/L		08/24/23 05:25	08/24/23 11:51	1
Lead	2.50	U	2.50		ug/L		08/24/23 05:25	08/24/23 11:51	1
Thallium	1.00	U	1.00		ug/L		08/24/23 05:25	08/24/23 11:51	1

Client: South Carolina Public Service Authority
Project/Site: 125915/JM02-08-G01.1/36500

Job ID: 680-237959-2

Client Sample ID: AF68747

Date Collected: 07/17/23 10:08
Date Received: 07/20/23 09:45

Lab Sample ID: 680-237959-10

Matrix: Water

Method: SW846 6010D - Metals (ICP) - Total Recoverable

Analyte	Result	Qualifier	RL	MDL	Unit	D	Prepared	Analyzed	Dil Fac
Calcium	**519000**		500		ug/L		08/24/23 05:25	08/24/23 10:51	1
Selenium	20.0	U	20.0		ug/L		08/24/23 05:25	08/24/23 10:51	1

Method: SW846 6020B - Metals (ICP/MS) - Total Recoverable

Analyte	Result	Qualifier	RL	MDL	Unit	D	Prepared	Analyzed	Dil Fac
Antimony	5.00	U	5.00		ug/L		08/24/23 05:25	08/24/23 11:55	1
Arsenic	3.00	U	3.00		ug/L		08/24/23 05:25	08/24/23 11:55	1
Barium	**36.3**		5.00		ug/L		08/24/23 05:25	08/24/23 11:55	1
Beryllium	0.500	U	0.500		ug/L		08/24/23 05:25	08/24/23 11:55	1
Cadmium	0.500	U	0.500		ug/L		08/24/23 05:25	08/24/23 11:55	1
Chromium	5.00	U	5.00		ug/L		08/24/23 05:25	08/24/23 11:55	1
Cobalt	**4.31**		0.500		ug/L		08/24/23 05:25	08/24/23 11:55	1
Lead	2.50	U	2.50		ug/L		08/24/23 05:25	08/24/23 11:55	1
Thallium	1.00	U	1.00		ug/L		08/24/23 05:25	08/24/23 11:55	1

Client: South Carolina Public Service Authority
Project/Site: 125915/JM02-08-G01.1/36500

Job ID: 680-237959-2

Client Sample ID: AF68731
Date Collected: 07/17/23 11:15
Date Received: 07/20/23 09:45

Lab Sample ID: 680-237959-11
Matrix: Water

Method: SW846 6010D - Metals (ICP) - Total Recoverable

Analyte	Result	Qualifier	RL	MDL	Unit	D	Prepared	Analyzed	Dil Fac
Calcium	**176000**		500		ug/L		08/24/23 05:25	08/24/23 10:54	1
Selenium	20.0	U	20.0		ug/L		08/24/23 05:25	08/24/23 10:54	1

Method: SW846 6020B - Metals (ICP/MS) - Total Recoverable

Analyte	Result	Qualifier	RL	MDL	Unit	D	Prepared	Analyzed	Dil Fac
Antimony	5.00	U	5.00		ug/L		08/24/23 05:25	08/24/23 11:59	1
Arsenic	3.00	U	3.00		ug/L		08/24/23 05:25	08/24/23 11:59	1
Barium	**153**		5.00		ug/L		08/24/23 05:25	08/24/23 11:59	1
Beryllium	0.500	U	0.500		ug/L		08/24/23 05:25	08/24/23 11:59	1
Cadmium	0.500	U	0.500		ug/L		08/24/23 05:25	08/24/23 11:59	1
Chromium	5.00	U	5.00		ug/L		08/24/23 05:25	08/24/23 11:59	1
Cobalt	0.500	U	0.500		ug/L		08/24/23 05:25	08/24/23 11:59	1
Lead	2.50	U	2.50		ug/L		08/24/23 05:25	08/24/23 11:59	1
Thallium	1.00	U	1.00		ug/L		08/24/23 05:25	08/24/23 11:59	1

Client: South Carolina Public Service Authority
Project/Site: 125915/JM02-08-G01.1/36500

Job ID: 680-237959-2

Client Sample ID: AF68723
Date Collected: 07/17/23 13:00
Date Received: 07/20/23 09:45

Lab Sample ID: 680-237959-12
Matrix: Water

Method: SW846 6010D - Metals (ICP) - Total Recoverable

Analyte	Result	Qualifier	RL	MDL	Unit	D	Prepared	Analyzed	Dil Fac
Calcium	**139000**		500		ug/L		08/24/23 05:25	08/24/23 10:56	1
Selenium	20.0	U	20.0		ug/L		08/24/23 05:25	08/24/23 10:56	1

Method: SW846 6020B - Metals (ICP/MS) - Total Recoverable

Analyte	Result	Qualifier	RL	MDL	Unit	D	Prepared	Analyzed	Dil Fac
Antimony	5.00	U	5.00		ug/L		08/24/23 05:25	08/24/23 12:03	1
Arsenic	3.00	U	3.00		ug/L		08/24/23 05:25	08/24/23 12:03	1
Barium	**21.6**		5.00		ug/L		08/24/23 05:25	08/24/23 12:03	1
Beryllium	0.500	U	0.500		ug/L		08/24/23 05:25	08/24/23 12:03	1
Cadmium	0.500	U	0.500		ug/L		08/24/23 05:25	08/24/23 12:03	1
Chromium	5.00	U	5.00		ug/L		08/24/23 05:25	08/24/23 12:03	1
Cobalt	**0.925**		0.500		ug/L		08/24/23 05:25	08/24/23 12:03	1
Lead	2.50	U	2.50		ug/L		08/24/23 05:25	08/24/23 12:03	1
Thallium	1.00	U	1.00		ug/L		08/24/23 05:25	08/24/23 12:03	1

Client: South Carolina Public Service Authority
Job ID: 680-237959-2
Project/Site: 125915/JM02-08-G01.1/36500

Client Sample ID: AF68724
Lab Sample ID: 680-237959-13
Date Collected: 07/17/23 13:05
Matrix: Water
Date Received: 07/20/23 09:45

Method: SW846 6010D - Metals (ICP) - Total Recoverable

Analyte	Result	Qualifier	RL	MDL	Unit	D	Prepared	Analyzed	Dil Fac
Calcium	**139000**		500		ug/L		08/24/23 05:25	08/24/23 10:58	1
Selenium	20.0	U	20.0		ug/L		08/24/23 05:25	08/24/23 10:58	1

Method: SW846 6020B - Metals (ICP/MS) - Total Recoverable

Analyte	Result	Qualifier	RL	MDL	Unit	D	Prepared	Analyzed	Dil Fac
Antimony	5.00	U	5.00		ug/L		08/24/23 05:25	08/24/23 12:07	1
Arsenic	3.00	U	3.00		ug/L		08/24/23 05:25	08/24/23 12:07	1
Barium	**22.9**		5.00		ug/L		08/24/23 05:25	08/24/23 12:07	1
Beryllium	0.500	U	0.500		ug/L		08/24/23 05:25	08/24/23 12:07	1
Cadmium	0.500	U	0.500		ug/L		08/24/23 05:25	08/24/23 12:07	1
Chromium	5.00	U	5.00		ug/L		08/24/23 05:25	08/24/23 12:07	1
Cobalt	**0.975**		0.500		ug/L		08/24/23 05:25	08/24/23 12:07	1
Lead	2.50	U	2.50		ug/L		08/24/23 05:25	08/24/23 12:07	1
Thallium	1.00	U	1.00		ug/L		08/24/23 05:25	08/24/23 12:07	1

Client: South Carolina Public Service Authority
Project/Site: 125915/JM02-08-G01.1/36500

Job ID: 680-237959-2

Client Sample ID: AF68746
Date Collected: 07/17/23 14:24
Date Received: 07/20/23 09:45

Lab Sample ID: 680-237959-14
Matrix: Water

Method: SW846 6010D - Metals (ICP) - Total Recoverable

Analyte	Result	Qualifier	RL	MDL	Unit	D	Prepared	Analyzed	Dil Fac
Calcium	**97500**		500		ug/L		08/24/23 05:25	08/24/23 11:01	1
Selenium	20.0	U	20.0		ug/L		08/24/23 05:25	08/24/23 11:01	1

Method: SW846 6020B - Metals (ICP/MS) - Total Recoverable

Analyte	Result	Qualifier	RL	MDL	Unit	D	Prepared	Analyzed	Dil Fac
Antimony	5.00	U	5.00		ug/L		08/24/23 05:25	08/24/23 12:11	1
Arsenic	3.00	U	3.00		ug/L		08/24/23 05:25	08/24/23 12:11	1
Barium	**191**		5.00		ug/L		08/24/23 05:25	08/24/23 12:11	1
Beryllium	**0.695**		0.500		ug/L		08/24/23 05:25	08/24/23 12:11	1
Cadmium	0.500	U	0.500		ug/L		08/24/23 05:25	08/24/23 12:11	1
Chromium	5.00	U	5.00		ug/L		08/24/23 05:25	08/24/23 12:11	1
Cobalt	**18.8**		0.500		ug/L		08/24/23 05:25	08/24/23 12:11	1
Lead	2.50	U	2.50		ug/L		08/24/23 05:25	08/24/23 12:11	1
Thallium	1.00	U	1.00		ug/L		08/24/23 05:25	08/24/23 12:11	1

Client: South Carolina Public Service Authority
Project/Site: 125915/JM02-08-G01.1/36500

Job ID: 680-237959-2

Client Sample ID: AF68726
Date Collected: 07/13/23 14:16
Date Received: 07/20/23 09:45

Lab Sample ID: 680-237959-15
Matrix: Water

Method: SW846 6010D - Metals (ICP) - Total Recoverable

Analyte	Result	Qualifier	RL	MDL	Unit	D	Prepared	Analyzed	Dil Fac
Calcium	**1160000**		5000		ug/L		08/24/23 05:25	08/25/23 09:25	10
Selenium	20.0	U	20.0		ug/L		08/24/23 05:25	08/24/23 11:03	1

Method: SW846 6020B - Metals (ICP/MS) - Total Recoverable

Analyte	Result	Qualifier	RL	MDL	Unit	D	Prepared	Analyzed	Dil Fac
Antimony	5.00	U	5.00		ug/L		08/24/23 05:25	08/24/23 12:15	1
Arsenic	**22.3**		3.00		ug/L		08/24/23 05:25	08/24/23 12:15	1
Barium	**49.8**		5.00		ug/L		08/24/23 05:25	08/24/23 12:15	1
Beryllium	0.500	U	0.500		ug/L		08/24/23 05:25	08/24/23 12:15	1
Cadmium	0.500	U	0.500		ug/L		08/24/23 05:25	08/24/23 12:15	1
Chromium	5.00	U	5.00		ug/L		08/24/23 05:25	08/24/23 12:15	1
Cobalt	0.500	U	0.500		ug/L		08/24/23 05:25	08/24/23 12:15	1
Lead	2.50	U	2.50		ug/L		08/24/23 05:25	08/24/23 12:15	1
Thallium	1.00	U	1.00		ug/L		08/24/23 05:25	08/24/23 12:15	1

Client: South Carolina Public Service Authority
Project/Site: 125915/JM02-08-G01.1/36500

Job ID: 680-237959-2

Client Sample ID: AF68727
Date Collected: 07/13/23 14:21
Date Received: 07/20/23 09:45

Lab Sample ID: 680-237959-16
Matrix: Water

Method: SW846 6010D - Metals (ICP) - Total Recoverable

Analyte	Result	Qualifier	RL	MDL	Unit	D	Prepared	Analyzed	Dil Fac
Calcium	**1230000**		5000		ug/L		08/24/23 05:25	08/25/23 09:27	10
Selenium	20.0	U	20.0		ug/L		08/24/23 05:25	08/24/23 11:05	1

Method: SW846 6020B - Metals (ICP/MS) - Total Recoverable

Analyte	Result	Qualifier	RL	MDL	Unit	D	Prepared	Analyzed	Dil Fac
Antimony	5.00	U	5.00		ug/L		08/24/23 05:25	08/24/23 12:19	1
Arsenic	**18.2**		3.00		ug/L		08/24/23 05:25	08/24/23 12:19	1
Barium	**46.7**		5.00		ug/L		08/24/23 05:25	08/24/23 12:19	1
Beryllium	0.500	U	0.500		ug/L		08/24/23 05:25	08/24/23 12:19	1
Cadmium	0.500	U	0.500		ug/L		08/24/23 05:25	08/24/23 12:19	1
Chromium	5.00	U	5.00		ug/L		08/24/23 05:25	08/24/23 12:19	1
Cobalt	0.500	U	0.500		ug/L		08/24/23 05:25	08/24/23 12:19	1
Lead	2.50	U	2.50		ug/L		08/24/23 05:25	08/24/23 12:19	1
Thallium	1.00	U	1.00		ug/L		08/24/23 05:25	08/24/23 12:19	1

Client: South Carolina Public Service Authority
Project/Site: 125915/JM02-08-G01.1/36500

Job ID: 680-237959-2

Client Sample ID: AF68730
Date Collected: 07/13/23 10:01
Date Received: 07/20/23 09:45

Lab Sample ID: 680-237959-17
Matrix: Water

Method: SW846 6010D - Metals (ICP) - Total Recoverable

Analyte	Result	Qualifier	RL	MDL	Unit	D	Prepared	Analyzed	Dil Fac
Calcium	**165000**		500		ug/L		08/24/23 05:25	08/24/23 11:12	1
Selenium	20.0	U	20.0		ug/L		08/24/23 05:25	08/24/23 11:12	1

Method: SW846 6020B - Metals (ICP/MS) - Total Recoverable

Analyte	Result	Qualifier	RL	MDL	Unit	D	Prepared	Analyzed	Dil Fac
Antimony	5.00	U	5.00		ug/L		08/24/23 05:25	08/24/23 12:31	1
Arsenic	3.00	U	3.00		ug/L		08/24/23 05:25	08/24/23 12:31	1
Barium	**85.4**		5.00		ug/L		08/24/23 05:25	08/24/23 12:31	1
Beryllium	0.500	U	0.500		ug/L		08/24/23 05:25	08/24/23 12:31	1
Cadmium	0.500	U	0.500		ug/L		08/24/23 05:25	08/24/23 12:31	1
Chromium	5.00	U	5.00		ug/L		08/24/23 05:25	08/24/23 12:31	1
Cobalt	**0.735**		0.500		ug/L		08/24/23 05:25	08/24/23 12:31	1
Lead	2.50	U	2.50		ug/L		08/24/23 05:25	08/24/23 12:31	1
Thallium	1.00	U	1.00		ug/L		08/24/23 05:25	08/24/23 12:31	1

Client: South Carolina Public Service Authority
Project/Site: 125915/JM02-08-G01.1/36500

Job ID: 680-237959-2

Client Sample ID: AF68729
Date Collected: 07/13/23 11:24
Date Received: 07/20/23 09:45

Lab Sample ID: 680-237959-18
Matrix: Water

Method: SW846 6010D - Metals (ICP) - Total Recoverable

Analyte	Result	Qualifier	RL	MDL	Unit	D	Prepared	Analyzed	Dil Fac
Calcium	**688000**		500		ug/L		08/24/23 05:25	08/24/23 11:15	1
Selenium	20.0	U	20.0		ug/L		08/24/23 05:25	08/24/23 11:15	1

Method: SW846 6020B - Metals (ICP/MS) - Total Recoverable

Analyte	Result	Qualifier	RL	MDL	Unit	D	Prepared	Analyzed	Dil Fac
Antimony	5.00	U	5.00		ug/L		08/24/23 05:25	08/24/23 12:36	1
Arsenic	**7.80**		3.00		ug/L		08/24/23 05:25	08/24/23 12:36	1
Barium	**133**		5.00		ug/L		08/24/23 05:25	08/24/23 12:36	1
Beryllium	0.500	U	0.500		ug/L		08/24/23 05:25	08/24/23 12:36	1
Cadmium	0.500	U	0.500		ug/L		08/24/23 05:25	08/24/23 12:36	1
Chromium	5.00	U	5.00		ug/L		08/24/23 05:25	08/24/23 12:36	1
Cobalt	0.500	U	0.500		ug/L		08/24/23 05:25	08/24/23 12:36	1
Lead	2.50	U	2.50		ug/L		08/24/23 05:25	08/24/23 12:36	1
Thallium	1.00	U	1.00		ug/L		08/24/23 05:25	08/24/23 12:36	1

Client: South Carolina Public Service Authority
Job ID: 680-237959-2
Project/Site: 125915/JM02-08-G01.1/36500

Client Sample ID: AF68728
Lab Sample ID: 680-237959-19
Date Collected: 07/13/23 13:32
Matrix: Water
Date Received: 07/20/23 09:45

Method: SW846 6010D - Metals (ICP) - Total Recoverable

Analyte	Result	Qualifier	RL	MDL	Unit	D	Prepared	Analyzed	Dil Fac
Calcium	**832000**		5000		ug/L		08/24/23 05:25	08/25/23 09:30	10
Selenium	20.0	U	20.0		ug/L		08/24/23 05:25	08/24/23 11:17	1

Method: SW846 6020B - Metals (ICP/MS) - Total Recoverable

Analyte	Result	Qualifier	RL	MDL	Unit	D	Prepared	Analyzed	Dil Fac
Antimony	5.00	U	5.00		ug/L		08/24/23 05:25	08/24/23 12:40	1
Arsenic	**6.75**		3.00		ug/L		08/24/23 05:25	08/24/23 12:40	1
Barium	**82.3**		5.00		ug/L		08/24/23 05:25	08/24/23 12:40	1
Beryllium	0.500	U	0.500		ug/L		08/24/23 05:25	08/24/23 12:40	1
Cadmium	0.500	U	0.500		ug/L		08/24/23 05:25	08/24/23 12:40	1
Chromium	5.00	U	5.00		ug/L		08/24/23 05:25	08/24/23 12:40	1
Cobalt	0.500	U	0.500		ug/L		08/24/23 05:25	08/24/23 12:40	1
Lead	2.50	U	2.50		ug/L		08/24/23 05:25	08/24/23 12:40	1
Thallium	1.00	U	1.00		ug/L		08/24/23 05:25	08/24/23 12:40	1

Method: 6010D - Metals (ICP)

Lab Sample ID: MB 680-794834/1-A
Matrix: Water
Analysis Batch: 795099

Client Sample ID: Method Blank
Prep Type: Total Recoverable
Prep Batch: 794834

Analyte	MB Result	MB Qualifier	RL	MDL	Unit	D	Prepared	Analyzed	Dil Fac
Calcium	500	U	500		ug/L		08/24/23 05:25	08/24/23 10:16	1
Selenium	20.0	U	20.0		ug/L		08/24/23 05:25	08/24/23 10:16	1

Lab Sample ID: LCS 680-794834/2-A
Matrix: Water
Analysis Batch: 795099

Client Sample ID: Lab Control Sample
Prep Type: Total Recoverable
Prep Batch: 794834

Analyte	Spike Added	LCS Result	LCS Qualifier	Unit	D	%Rec	%Rec Limits
Calcium	5000	4816		ug/L		96	80 - 120
Selenium	100	93.62		ug/L		94	80 - 120

Lab Sample ID: 680-237959-2 MS
Matrix: Water
Analysis Batch: 795099

Client Sample ID: AF68732
Prep Type: Total Recoverable
Prep Batch: 794834

Analyte	Sample Result	Sample Qualifier	Spike Added	MS Result	MS Qualifier	Unit	D	%Rec	%Rec Limits
Calcium	220000		5000	215400	4	ug/L		-88	75 - 125
Selenium	20.0	U	100	96.81		ug/L		97	75 - 125

Lab Sample ID: 680-237959-2 MSD
Matrix: Water
Analysis Batch: 795099

Client Sample ID: AF68732
Prep Type: Total Recoverable
Prep Batch: 794834

Analyte	Sample Result	Sample Qualifier	Spike Added	MSD Result	MSD Qualifier	Unit	D	%Rec	%Rec Limits	RPD	RPD Limit
Calcium	220000		5000	215500	4	ug/L		-86	75 - 125	0	20
Selenium	20.0	U	100	95.16		ug/L		95	75 - 125	2	20

Method: 6020B - Metals (ICP/MS)

Lab Sample ID: MB 680-794835/1-A
Matrix: Water
Analysis Batch: 795151

Client Sample ID: Method Blank
Prep Type: Total Recoverable
Prep Batch: 794835

Analyte	MB Result	MB Qualifier	RL	MDL	Unit	D	Prepared	Analyzed	Dil Fac
Antimony	5.00	U	5.00		ug/L		08/24/23 05:25	08/24/23 10:54	1
Arsenic	3.00	U	3.00		ug/L		08/24/23 05:25	08/24/23 10:54	1
Barium	5.00	U	5.00		ug/L		08/24/23 05:25	08/24/23 10:54	1
Beryllium	0.500	U	0.500		ug/L		08/24/23 05:25	08/24/23 10:54	1
Cadmium	0.500	U	0.500		ug/L		08/24/23 05:25	08/24/23 10:54	1
Chromium	5.00	U	5.00		ug/L		08/24/23 05:25	08/24/23 10:54	1
Cobalt	0.500	U	0.500		ug/L		08/24/23 05:25	08/24/23 10:54	1
Lead	2.50	U	2.50		ug/L		08/24/23 05:25	08/24/23 10:54	1
Thallium	1.00	U	1.00		ug/L		08/24/23 05:25	08/24/23 10:54	1

Lab Sample ID: LCS 680-794835/2-A
Matrix: Water
Analysis Batch: 795151

Client Sample ID: Lab Control Sample
Prep Type: Total Recoverable
Prep Batch: 794835

Analyte	Spike Added	LCS Result	LCS Qualifier	Unit	D	%Rec	%Rec Limits
Antimony	50.0	49.39		ug/L		99	80 - 120

Method: 6020B - Metals (ICP/MS) (Continued)

Lab Sample ID: LCS 680-794835/2-A
Matrix: Water
Analysis Batch: 795151

Client Sample ID: Lab Control Sample
Prep Type: Total Recoverable
Prep Batch: 794835

Analyte	Spike Added	LCS Result	LCS Qualifier	Unit	D	%Rec	%Rec Limits
Arsenic	100	105.6		ug/L		106	80 - 120
Barium	100	100.0		ug/L		100	80 - 120
Beryllium	50.0	50.74		ug/L		101	80 - 120
Cadmium	50.0	48.95		ug/L		98	80 - 120
Chromium	100	106.9		ug/L		107	80 - 120
Cobalt	50.0	54.47		ug/L		109	80 - 120
Lead	500	504.3		ug/L		101	80 - 120
Thallium	50.0	48.11		ug/L		96	80 - 120

Lab Sample ID: 680-237959-2 MS
Matrix: Water
Analysis Batch: 795151

Client Sample ID: AF68732
Prep Type: Total Recoverable
Prep Batch: 794835

Analyte	Sample Result	Sample Qualifier	Spike Added	MS Result	MS Qualifier	Unit	D	%Rec	%Rec Limits
Antimony	5.00	U	50.0	50.20		ug/L		100	75 - 125
Arsenic	3.00	U	100	103.6		ug/L		104	75 - 125
Barium	94.3		100	179.3		ug/L		85	75 - 125
Beryllium	0.500	U	50.0	51.30		ug/L		103	75 - 125
Cadmium	0.500	U	50.0	49.86		ug/L		100	75 - 125
Chromium	5.00	U	100	105.6		ug/L		104	75 - 125
Cobalt	0.500	U	50.0	53.02		ug/L		106	75 - 125
Lead	2.50	U	500	503.2		ug/L		101	75 - 125
Thallium	1.00	U	50.0	48.43		ug/L		97	75 - 125

Lab Sample ID: 680-237959-2 MSD
Matrix: Water
Analysis Batch: 795151

Client Sample ID: AF68732
Prep Type: Total Recoverable
Prep Batch: 794835

Analyte	Sample Result	Sample Qualifier	Spike Added	MSD Result	MSD Qualifier	Unit	D	%Rec	%Rec Limits	RPD	RPD Limit
Antimony	5.00	U	50.0	54.09		ug/L		108	75 - 125	7	20
Arsenic	3.00	U	100	109.0		ug/L		109	75 - 125	5	20
Barium	94.3		100	192.8		ug/L		98	75 - 125	7	20
Beryllium	0.500	U	50.0	51.49		ug/L		103	75 - 125	0	20
Cadmium	0.500	U	50.0	52.76		ug/L		106	75 - 125	6	20
Chromium	5.00	U	100	110.4		ug/L		109	75 - 125	5	20
Cobalt	0.500	U	50.0	56.07		ug/L		112	75 - 125	6	20
Lead	2.50	U	500	525.7		ug/L		105	75 - 125	4	20
Thallium	1.00	U	50.0	51.37		ug/L		103	75 - 125	6	20

Metals

Prep Batch: 794834

Lab Sample ID	Client Sample ID	Prep Type	Matrix	Method	Prep Batch
680-237959-1	AF68738	Total Recoverable	Water	3005A	
680-237959-2	AF68732	Total Recoverable	Water	3005A	
680-237959-3	AF68740	Total Recoverable	Water	3005A	
680-237959-4	AF68743	Total Recoverable	Water	3005A	
680-237959-5	AF68744	Total Recoverable	Water	3005A	
680-237959-8	AF68725	Total Recoverable	Water	3005A	
680-237959-9	AF68742	Total Recoverable	Water	3005A	
680-237959-10	AF68747	Total Recoverable	Water	3005A	
680-237959-11	AF68731	Total Recoverable	Water	3005A	
680-237959-12	AF68723	Total Recoverable	Water	3005A	
680-237959-13	AF68724	Total Recoverable	Water	3005A	
680-237959-14	AF68746	Total Recoverable	Water	3005A	
680-237959-15	AF68726	Total Recoverable	Water	3005A	
680-237959-16	AF68727	Total Recoverable	Water	3005A	
680-237959-17	AF68730	Total Recoverable	Water	3005A	
680-237959-18	AF68729	Total Recoverable	Water	3005A	
680-237959-19	AF68728	Total Recoverable	Water	3005A	
MB 680-794834/1-A	Method Blank	Total Recoverable	Water	3005A	
LCS 680-794834/2-A	Lab Control Sample	Total Recoverable	Water	3005A	
680-237959-2 MS	AF68732	Total Recoverable	Water	3005A	
680-237959-2 MSD	AF68732	Total Recoverable	Water	3005A	

Prep Batch: 794835

Lab Sample ID	Client Sample ID	Prep Type	Matrix	Method	Prep Batch
680-237959-1	AF68738	Total Recoverable	Water	3005A	
680-237959-2	AF68732	Total Recoverable	Water	3005A	
680-237959-3	AF68740	Total Recoverable	Water	3005A	
680-237959-4	AF68743	Total Recoverable	Water	3005A	
680-237959-5	AF68744	Total Recoverable	Water	3005A	
680-237959-8	AF68725	Total Recoverable	Water	3005A	
680-237959-9	AF68742	Total Recoverable	Water	3005A	
680-237959-10	AF68747	Total Recoverable	Water	3005A	
680-237959-11	AF68731	Total Recoverable	Water	3005A	
680-237959-12	AF68723	Total Recoverable	Water	3005A	
680-237959-13	AF68724	Total Recoverable	Water	3005A	
680-237959-14	AF68746	Total Recoverable	Water	3005A	
680-237959-15	AF68726	Total Recoverable	Water	3005A	
680-237959-16	AF68727	Total Recoverable	Water	3005A	
680-237959-17	AF68730	Total Recoverable	Water	3005A	
680-237959-18	AF68729	Total Recoverable	Water	3005A	
680-237959-19	AF68728	Total Recoverable	Water	3005A	
MB 680-794835/1-A	Method Blank	Total Recoverable	Water	3005A	
LCS 680-794835/2-A	Lab Control Sample	Total Recoverable	Water	3005A	
680-237959-2 MS	AF68732	Total Recoverable	Water	3005A	
680-237959-2 MSD	AF68732	Total Recoverable	Water	3005A	

Analysis Batch: 795099

Lab Sample ID	Client Sample ID	Prep Type	Matrix	Method	Prep Batch
680-237959-1	AF68738	Total Recoverable	Water	6010D	794834
680-237959-2	AF68732	Total Recoverable	Water	6010D	794834
680-237959-3	AF68740	Total Recoverable	Water	6010D	794834

Metals (Continued)

Analysis Batch: 795099 (Continued)

Lab Sample ID	Client Sample ID	Prep Type	Matrix	Method	Prep Batch
680-237959-4	AF68743	Total Recoverable	Water	6010D	794834
680-237959-5	AF68744	Total Recoverable	Water	6010D	794834
680-237959-8	AF68725	Total Recoverable	Water	6010D	794834
680-237959-9	AF68742	Total Recoverable	Water	6010D	794834
680-237959-10	AF68747	Total Recoverable	Water	6010D	794834
680-237959-11	AF68731	Total Recoverable	Water	6010D	794834
680-237959-12	AF68723	Total Recoverable	Water	6010D	794834
680-237959-13	AF68724	Total Recoverable	Water	6010D	794834
680-237959-14	AF68746	Total Recoverable	Water	6010D	794834
680-237959-15	AF68726	Total Recoverable	Water	6010D	794834
680-237959-16	AF68727	Total Recoverable	Water	6010D	794834
680-237959-17	AF68730	Total Recoverable	Water	6010D	794834
680-237959-18	AF68729	Total Recoverable	Water	6010D	794834
680-237959-19	AF68728	Total Recoverable	Water	6010D	794834
MB 680-794834/1-A	Method Blank	Total Recoverable	Water	6010D	794834
LCS 680-794834/2-A	Lab Control Sample	Total Recoverable	Water	6010D	794834
680-237959-2 MS	AF68732	Total Recoverable	Water	6010D	794834
680-237959-2 MSD	AF68732	Total Recoverable	Water	6010D	794834

Analysis Batch: 795151

Lab Sample ID	Client Sample ID	Prep Type	Matrix	Method	Prep Batch
680-237959-1	AF68738	Total Recoverable	Water	6020B	794835
680-237959-2	AF68732	Total Recoverable	Water	6020B	794835
680-237959-3	AF68740	Total Recoverable	Water	6020B	794835
680-237959-4	AF68743	Total Recoverable	Water	6020B	794835
680-237959-5	AF68744	Total Recoverable	Water	6020B	794835
680-237959-8	AF68725	Total Recoverable	Water	6020B	794835
680-237959-9	AF68742	Total Recoverable	Water	6020B	794835
680-237959-10	AF68747	Total Recoverable	Water	6020B	794835
680-237959-11	AF68731	Total Recoverable	Water	6020B	794835
680-237959-12	AF68723	Total Recoverable	Water	6020B	794835
680-237959-13	AF68724	Total Recoverable	Water	6020B	794835
680-237959-14	AF68746	Total Recoverable	Water	6020B	794835
680-237959-15	AF68726	Total Recoverable	Water	6020B	794835
680-237959-16	AF68727	Total Recoverable	Water	6020B	794835
680-237959-17	AF68730	Total Recoverable	Water	6020B	794835
680-237959-18	AF68729	Total Recoverable	Water	6020B	794835
680-237959-19	AF68728	Total Recoverable	Water	6020B	794835
MB 680-794835/1-A	Method Blank	Total Recoverable	Water	6020B	794835
LCS 680-794835/2-A	Lab Control Sample	Total Recoverable	Water	6020B	794835
680-237959-2 MS	AF68732	Total Recoverable	Water	6020B	794835
680-237959-2 MSD	AF68732	Total Recoverable	Water	6020B	794835

Analysis Batch: 795156

Lab Sample ID	Client Sample ID	Prep Type	Matrix	Method	Prep Batch
680-237959-15	AF68726	Total Recoverable	Water	6010D	794834
680-237959-16	AF68727	Total Recoverable	Water	6010D	794834
680-237959-19	AF68728	Total Recoverable	Water	6010D	794834

Client Sample ID: AF68738

Lab Sample ID: 680-237959-1

Date Collected: 07/12/23 12:28

Matrix: Water

Date Received: 07/20/23 09:45

Prep Type	Batch Type	Batch Method	Run	Dilution Factor	Batch Number	Analyst	Lab	Prepared or Analyzed
Total Recoverable	Prep	3005A			794834	RR	EET SAV	08/24/23 05:25
Total Recoverable	Analysis	6010D		1	795099	BJB	EET SAV	08/24/23 10:28
Total Recoverable	Prep	3005A			794835	RR	EET SAV	08/24/23 05:25
Total Recoverable	Analysis	6020B		1	795151	BWR	EET SAV	08/24/23 11:15

Client Sample ID: AF68732

Lab Sample ID: 680-237959-2

Date Collected: 07/12/23 14:32

Matrix: Water

Date Received: 07/20/23 09:45

Prep Type	Batch Type	Batch Method	Run	Dilution Factor	Batch Number	Analyst	Lab	Prepared or Analyzed
Total Recoverable	Prep	3005A			794834	RR	EET SAV	08/24/23 05:25
Total Recoverable	Analysis	6010D		1	795099	BJB	EET SAV	08/24/23 10:21
Total Recoverable	Prep	3005A			794835	RR	EET SAV	08/24/23 05:25
Total Recoverable	Analysis	6020B		1	795151	BWR	EET SAV	08/24/23 11:02

Client Sample ID: AF68740

Lab Sample ID: 680-237959-3

Date Collected: 07/12/23 11:01

Matrix: Water

Date Received: 07/20/23 09:45

Prep Type	Batch Type	Batch Method	Run	Dilution Factor	Batch Number	Analyst	Lab	Prepared or Analyzed
Total Recoverable	Prep	3005A			794834	RR	EET SAV	08/24/23 05:25
Total Recoverable	Analysis	6010D		1	795099	BJB	EET SAV	08/24/23 10:30
Total Recoverable	Prep	3005A			794835	RR	EET SAV	08/24/23 05:25
Total Recoverable	Analysis	6020B		1	795151	BWR	EET SAV	08/24/23 11:19

Client Sample ID: AF68743

Lab Sample ID: 680-237959-4

Date Collected: 07/12/23 13:23

Matrix: Water

Date Received: 07/20/23 09:45

Prep Type	Batch Type	Batch Method	Run	Dilution Factor	Batch Number	Analyst	Lab	Prepared or Analyzed
Total Recoverable	Prep	3005A			794834	RR	EET SAV	08/24/23 05:25
Total Recoverable	Analysis	6010D		1	795099	BJB	EET SAV	08/24/23 10:33
Total Recoverable	Prep	3005A			794835	RR	EET SAV	08/24/23 05:25
Total Recoverable	Analysis	6020B		1	795151	BWR	EET SAV	08/24/23 11:23

Client Sample ID: AF68744

Lab Sample ID: 680-237959-5

Date Collected: 07/12/23 13:28

Matrix: Water

Date Received: 07/20/23 09:45

Prep Type	Batch Type	Batch Method	Run	Dilution Factor	Batch Number	Analyst	Lab	Prepared or Analyzed
Total Recoverable	Prep	3005A			794834	RR	EET SAV	08/24/23 05:25
Total Recoverable	Analysis	6010D		1	795099	BJB	EET SAV	08/24/23 10:35
Total Recoverable	Prep	3005A			794835	RR	EET SAV	08/24/23 05:25
Total Recoverable	Analysis	6020B		1	795151	BWR	EET SAV	08/24/23 11:27

Client Sample ID: AF68725

Lab Sample ID: 680-237959-8

Date Collected: 07/18/23 11:49

Matrix: Water

Date Received: 07/20/23 09:45

Prep Type	Batch Type	Batch Method	Run	Dilution Factor	Batch Number	Analyst	Lab	Prepared or Analyzed
Total Recoverable	Prep	3005A			794834	RR	EET SAV	08/24/23 05:25
Total Recoverable	Analysis	6010D		1	795099	BJB	EET SAV	08/24/23 10:47
Total Recoverable	Prep	3005A			794835	RR	EET SAV	08/24/23 05:25
Total Recoverable	Analysis	6020B		1	795151	BWR	EET SAV	08/24/23 11:47

Client Sample ID: AF68742

Lab Sample ID: 680-237959-9

Date Collected: 07/18/23 14:53

Matrix: Water

Date Received: 07/20/23 09:45

Prep Type	Batch Type	Batch Method	Run	Dilution Factor	Batch Number	Analyst	Lab	Prepared or Analyzed
Total Recoverable	Prep	3005A			794834	RR	EET SAV	08/24/23 05:25
Total Recoverable	Analysis	6010D		1	795099	BJB	EET SAV	08/24/23 10:49
Total Recoverable	Prep	3005A			794835	RR	EET SAV	08/24/23 05:25
Total Recoverable	Analysis	6020B		1	795151	BWR	EET SAV	08/24/23 11:51

Client Sample ID: AF68747

Lab Sample ID: 680-237959-10

Date Collected: 07/17/23 10:08

Matrix: Water

Date Received: 07/20/23 09:45

Prep Type	Batch Type	Batch Method	Run	Dilution Factor	Batch Number	Analyst	Lab	Prepared or Analyzed
Total Recoverable	Prep	3005A			794834	RR	EET SAV	08/24/23 05:25
Total Recoverable	Analysis	6010D		1	795099	BJB	EET SAV	08/24/23 10:51
Total Recoverable	Prep	3005A			794835	RR	EET SAV	08/24/23 05:25
Total Recoverable	Analysis	6020B		1	795151	BWR	EET SAV	08/24/23 11:55

Client Sample ID: AF68731

Lab Sample ID: 680-237959-11

Date Collected: 07/17/23 11:15

Matrix: Water

Date Received: 07/20/23 09:45

Prep Type	Batch Type	Batch Method	Run	Dilution Factor	Batch Number	Analyst	Lab	Prepared or Analyzed
Total Recoverable	Prep	3005A			794834	RR	EET SAV	08/24/23 05:25
Total Recoverable	Analysis	6010D		1	795099	BJB	EET SAV	08/24/23 10:54
Total Recoverable	Prep	3005A			794835	RR	EET SAV	08/24/23 05:25
Total Recoverable	Analysis	6020B		1	795151	BWR	EET SAV	08/24/23 11:59

Client Sample ID: AF68723

Lab Sample ID: 680-237959-12

Date Collected: 07/17/23 13:00

Matrix: Water

Date Received: 07/20/23 09:45

Prep Type	Batch Type	Batch Method	Run	Dilution Factor	Batch Number	Analyst	Lab	Prepared or Analyzed
Total Recoverable	Prep	3005A			794834	RR	EET SAV	08/24/23 05:25
Total Recoverable	Analysis	6010D		1	795099	BJB	EET SAV	08/24/23 10:56
Total Recoverable	Prep	3005A			794835	RR	EET SAV	08/24/23 05:25
Total Recoverable	Analysis	6020B		1	795151	BWR	EET SAV	08/24/23 12:03

Client Sample ID: AF68724

Lab Sample ID: 680-237959-13

Date Collected: 07/17/23 13:05

Matrix: Water

Date Received: 07/20/23 09:45

Prep Type	Batch Type	Batch Method	Run	Dilution Factor	Batch Number	Analyst	Lab	Prepared or Analyzed
Total Recoverable	Prep	3005A			794834	RR	EET SAV	08/24/23 05:25
Total Recoverable	Analysis	6010D		1	795099	BJB	EET SAV	08/24/23 10:58
Total Recoverable	Prep	3005A			794835	RR	EET SAV	08/24/23 05:25
Total Recoverable	Analysis	6020B		1	795151	BWR	EET SAV	08/24/23 12:07

Client Sample ID: AF68746

Lab Sample ID: 680-237959-14

Date Collected: 07/17/23 14:24

Matrix: Water

Date Received: 07/20/23 09:45

Prep Type	Batch Type	Batch Method	Run	Dilution Factor	Batch Number	Analyst	Lab	Prepared or Analyzed
Total Recoverable	Prep	3005A			794834	RR	EET SAV	08/24/23 05:25
Total Recoverable	Analysis	6010D		1	795099	BJB	EET SAV	08/24/23 11:01
Total Recoverable	Prep	3005A			794835	RR	EET SAV	08/24/23 05:25
Total Recoverable	Analysis	6020B		1	795151	BWR	EET SAV	08/24/23 12:11

Client Sample ID: AF68726

Lab Sample ID: 680-237959-15

Date Collected: 07/13/23 14:16

Matrix: Water

Date Received: 07/20/23 09:45

Prep Type	Batch Type	Batch Method	Run	Dilution Factor	Batch Number	Analyst	Lab	Prepared or Analyzed
Total Recoverable	Prep	3005A			794834	RR	EET SAV	08/24/23 05:25
Total Recoverable	Analysis	6010D		1	795099	BJB	EET SAV	08/24/23 11:03
Total Recoverable	Prep	3005A			794834	RR	EET SAV	08/24/23 05:25
Total Recoverable	Analysis	6010D		10	795156	BJB	EET SAV	08/25/23 09:25
Total Recoverable	Prep	3005A			794835	RR	EET SAV	08/24/23 05:25
Total Recoverable	Analysis	6020B		1	795151	BWR	EET SAV	08/24/23 12:15

Client Sample ID: AF68727

Lab Sample ID: 680-237959-16

Date Collected: 07/13/23 14:21

Matrix: Water

Date Received: 07/20/23 09:45

Prep Type	Batch Type	Batch Method	Run	Dilution Factor	Batch Number	Analyst	Lab	Prepared or Analyzed
Total Recoverable	Prep	3005A			794834	RR	EET SAV	08/24/23 05:25
Total Recoverable	Analysis	6010D		1	795099	BJB	EET SAV	08/24/23 11:05
Total Recoverable	Prep	3005A			794834	RR	EET SAV	08/24/23 05:25
Total Recoverable	Analysis	6010D		10	795156	BJB	EET SAV	08/25/23 09:27
Total Recoverable	Prep	3005A			794835	RR	EET SAV	08/24/23 05:25
Total Recoverable	Analysis	6020B		1	795151	BWR	EET SAV	08/24/23 12:19

Client Sample ID: AF68730

Lab Sample ID: 680-237959-17

Date Collected: 07/13/23 10:01

Matrix: Water

Date Received: 07/20/23 09:45

Prep Type	Batch Type	Batch Method	Run	Dilution Factor	Batch Number	Analyst	Lab	Prepared or Analyzed
Total Recoverable	Prep	3005A			794834	RR	EET SAV	08/24/23 05:25
Total Recoverable	Analysis	6010D		1	795099	BJB	EET SAV	08/24/23 11:12

Lab Chronicle

Client: South Carolina Public Service Authority
Project/Site: 125915/JM02-08-G01.1/36500

Job ID: 680-237959-2

Client Sample ID: AF68730

Lab Sample ID: 680-237959-17

Date Collected: 07/13/23 10:01

Matrix: Water

Date Received: 07/20/23 09:45

Prep Type	Batch Type	Batch Method	Run	Dilution Factor	Batch Number	Analyst	Lab	Prepared or Analyzed
Total Recoverable	Prep	3005A			794835	RR	EET SAV	08/24/23 05:25
Total Recoverable	Analysis	6020B		1	795151	BWR	EET SAV	08/24/23 12:31

Client Sample ID: AF68729

Lab Sample ID: 680-237959-18

Date Collected: 07/13/23 11:24

Matrix: Water

Date Received: 07/20/23 09:45

Prep Type	Batch Type	Batch Method	Run	Dilution Factor	Batch Number	Analyst	Lab	Prepared or Analyzed
Total Recoverable	Prep	3005A			794834	RR	EET SAV	08/24/23 05:25
Total Recoverable	Analysis	6010D		1	795099	BJB	EET SAV	08/24/23 11:15
Total Recoverable	Prep	3005A			794835	RR	EET SAV	08/24/23 05:25
Total Recoverable	Analysis	6020B		1	795151	BWR	EET SAV	08/24/23 12:36

Client Sample ID: AF68728

Lab Sample ID: 680-237959-19

Date Collected: 07/13/23 13:32

Matrix: Water

Date Received: 07/20/23 09:45

Prep Type	Batch Type	Batch Method	Run	Dilution Factor	Batch Number	Analyst	Lab	Prepared or Analyzed
Total Recoverable	Prep	3005A			794834	RR	EET SAV	08/24/23 05:25
Total Recoverable	Analysis	6010D		1	795099	BJB	EET SAV	08/24/23 11:17
Total Recoverable	Prep	3005A			794834	RR	EET SAV	08/24/23 05:25
Total Recoverable	Analysis	6010D		10	795156	BJB	EET SAV	08/25/23 09:30
Total Recoverable	Prep	3005A			794835	RR	EET SAV	08/24/23 05:25
Total Recoverable	Analysis	6020B		1	795151	BWR	EET SAV	08/24/23 12:40

Laboratory References:

EET SAV = Eurofins Savannah, 5102 LaRoche Avenue, Savannah, GA 31404, TEL (912)354-7858

Contract Lab Info: TA-SAV Contract Lab Due Date (Lab Only): 9 / 1 / 23 Send report to lcwillia@santeecooper.com & sjbrown@santeecooper.com

Chain of Custody

santee cooper
Santee Cooper
One Riverwood Drive
Moncks Corner, SC 29461
Phone: (843)761-8000 Ext. 5148
Fax: (843)761-4175

Customer Email/Report Recipient: LCWILLIA @santeecooper.com

Date Results Needed by: ___/___/___

Project/Task/Unit #: 125915 / JM02.09.GB1.1 / 36500

Rerun request for any flagged QC (Yes) No

Analysis Group

Labworks ID # (Internal use only)	Sample Location/ Description	Collection Date	Collection Time	Sample Collector	Total # of containers	Bottle type: (Glass-G/Plastic-P)	Grab (G) or Composite (C)	Matrix(see below)	Preservative (see below)	Comments • Method # • Reporting limit • Misc. sample info • Any other notes	TOTAL METALS -SEE BELOW			
AF68726	WAP-14	7/13/23	1416	WJK ML	1	P	G	GW	2	Cd, Se - 6010	X			
AF68727	WAP-14 DUP	〃	1421	〃	〃	〃	〃	〃	〃	ALL OTHERS - 6020	〃			
AF68747	WAP-29	7/17/23	1008	〃	〃	〃	〃	〃	〃	- SEE SHEET FOR RLS.	〃			
AF68731	WAP-15	〃	1115	〃	〃	〃	〃	〃	〃		〃			
AF68723	WAP-12	〃	1300	〃	〃	〃	〃	〃	〃		〃			
AF68724	WAP-12 DUP	〃	1305	〃	〃	〃	〃	〃	〃		〃			
AF68746	WAP-28	〃	1424	〃	〃	〃	〃	〃	〃		〃			
AF68742	WAP-25	7/18/23	1453	〃	〃	〃	〃	〃	〃		〃			

Relinquished by:	Employee#	Date	Time	Received by:	Employee #	Date	Time
SJBrown	35594	8/23/23	0900				
Relinquished by:	Employee#	Date	Time	Received by:	Employee #	Date	Time
Relinquished by:	Employee#	Date	Time	Received by:	Employee #	Date	Time

Sample Receiving (Internal Use Only)
TEMP (°C):_____ Initial:_____
Correct pH: Yes No
Preservative Lot#:
Date/Time/Init for preservative:

☐ METALS (all)

☐ Ag	☐ Cu	☑ Sb
☐ Al	☐ Fe	☑ Se
☑ As	☐ K	☐ Sn
☐ B	☐ Li	☐ Sr
☑ Ba	☐ Mg	☐ Ti
☑ Be	☐ Mn	☑ Tl
☑ Ca	☐ Mo	☐ V
☑ Cd	☐ Na	☐ Zn
☑ Co	☐ Ni	☐ Hg
☑ Cr	☑ Pb	☐ CrVI

Nutrients
☐ TOC
☐ DOC
☐ TP/TPO4
☐ NH3-N
☐ F
☐ Cl
☐ NO2
☐ Br
☐ NO3
☐ SO4

MISC.
☐ BTEX
☐ Naphthalene
☐ THM/HAA
☐ VOC
☐ Oil & Grease
☑ E. Coli
☐ Total Coliform
☐ pH
☐ Dissolved As
☐ Dissolved Fe
☐ Rad 226
☐ Rad 228
☐ PCB

Gypsum
☐ Wallboard Gypsum(*all below*)
☐ AIM
☐ TOC
☐ Total metals
☐ Soluble Metals
☐ Purity (CaSO4)
☐ % Moisture
☐ Sulfites
☐ pH
☐ Chlorides
☐ Particle Size
☐ Sulfur

Coal
☐ Ultimate
☐ % Moisture
☐ Ash
☐ Sulfur
☐ BTUs
☐ Volatile Matter
☐ CHN
Other Tests:
☐ XRF Scan
☐ HGI
☐ Fineness
☐ Particulate Matter

Flyash
☐ Ammonia
☐ LOI
☐ % Carbon
☐ Mineral Analysis
☐ Sieve
☐ % Moisture

NPDES
☐ Oil & Grease
☐ As
☐ TSS

Oil
☐ Trans. Oil Qual:
☐ %Moisture
☐ Color
☐ Acidity
☐ Dielectric Strength
☐ IFT
☐ Dissolved Gases
☐ Used Oil
☐ Flashpoint
☐ Metals in oil (As,Cd,Cr,Ni,Pb Hg)
☐ TN
☐ GOFER

Matrix codes: GW-groundwater, DW-drinking water, SW-surface water, WW-waste water, BW-boiler water, L-limestone, Oil-oil, S-Soil, SL-solid, C-coal, G-gypsum, FA-flyash, BA-bottom ash, M-misc (describe in comment section)
Preservative code- 1=<4°C 2=HNO_3 3=H_2SO_4 4-HCl 5=$NaOH$ 6=Other (Specify)

8/25/2023

Contract Lab Info: TA- SAV Contract Lab Due Date (Lab Only): 9 / 1 / 23 Send report to lcwillia@santeecooper.com & slbrown@santeecooper.com

Chain of Custody

Santee Cooper
One Riverwood Drive
Moncks Corner, SC 29461
Phone: (843)761-8000 Ext. 5148
Fax: (843)761-4175

Customer Email/Report Recipient: LCWILLIA @santeecooper.com **Date Results Needed by:** ___/___/___ **Project/Task/Unit #:** 125915 / JM02.09.G01.1 / 36500 **Rerun request for any flagged QC** (Yes) No

Labworks ID # (Internal use only)	Sample Location/ Description	Collection Date	Collection Time	Sample Collector	Total # of containers	Bottle type: (Glass-G/Plastic-P)	Grab (G) or Composite (C)	Matrix(see below)	Preservative (see below)	Comments • Method # • Reporting limit • Misc. sample info • Any other notes	Analysis Group: TOTAL METALS -SEE BELOW			
AF68738	WAP-21	7/12/23	1228	WJK ML	1	P	G	GW	2	Ca, Se - 6010	X			
AF68732	WAP-16	"	1432	"	1	"	"	"	"	ALL OTHERS 6020	"			
AF68740	WAP-23	"	1101	"	"	"	"	"	"	-SEE SHEET FOR RLs.	"			
AF68743	WAP-26	"	1323	"	"	"	"	"	"		"			
AF68744	WAP-26 DUP	"	1328	"	"	"	"	"	"		"			
AF68730	WAP-14C	7/13/23	1001	"	"	"	"	"	"		"			
AF68729	WAP-14B	"	1124	"	"	"	"	"	"		"			
AF68728	WAP-14A	"	1332	"	"	"	"	"	"		"			
AF68725	WAP-13	7/18/23	1149											

Relinquished by:	Employee#	Date	Time	Received by:	Employee #	Date	Time
[signature]	35594	8/23/23	0900				
Relinquished by:	Employee#	Date	Time	Received by:	Employee #	Date	Time
Relinquished by:	Employee#	Date	Time	Received by:	Employee #	Date	Time

Sample Receiving (Internal Use Only)
TEMP (°C):_____ Initial:_____
Correct pH: Yes No
Preservative Lot#:
Date/Time/Init for preservative:

☐ METALS (all)

☐ Ag	☐ Cu	☒ Sb
☐ Al	☐ Fe	☒ Se
☒ As	☐ K	☐ Sn
☐ B	☐ Li	☐ Sr
☒ Ba	☐ Mg	☐ Ti
☒ Be	☐ Mn	☒ Tl
☒ Ca	☐ Mo	☐ V
☒ Cd	☐ Na	☐ Zn
☒ Co	☐ Ni	☐ Hg
☒ Cr	☒ Pb	☐ CrVI

Nutrients
☐ TOC
☐ DOC
☐ TP/TPO4
☐ NH3-N
☐ F
☐ Cl
☐ NO2
☐ Br
☐ NO3
☐ SO4

MISC.
☐ BTEX
☐ Naphthalene
☐ THM/HAA
☐ VOC
☐ Oil & Grease
☐ E. Coli
☐ Total Coliform
☐ pH
☐ Dissolved As
☐ Dissolved Fe
☐ Rad 226
☐ Rad 228
☐ PCB

Gypsum
☐ Wallboard Gypsum(*all below*)
☐ AIM
☐ TOC
☐ Total metals
☐ Soluble Metals
☐ Purity (CaSO4)
☐ % Moisture
☐ Sulfites
☐ pH
☐ Chlorides
☐ Particle Size
☐ Sulfur

Coal
☐ Ultimate
☐ % Moisture
☐ Ash
☐ Sulfur
☐ BTUs
☐ Volatile Matter
☐ CHN
Other Tests:
☐ XRF Scan
☐ HGI
☐ Fineness
☐ Particulate Matter

Flyash
☐ Ammonia
☐ LOI
☐ % Carbon
☐ Mineral Analysis
☐ Sieve
☐ % Moisture

NPDES
☐ Oil & Grease
☐ As
☐ TSS

Oil
☐ Trans. Oil Qual.
☐ %Moisture
☐ Color
☐ Acidity
☐ Dielectric Strength
☐ IFT
☐ Dissolved Gases
☐ Used Oil
☐ Flashpoint
☐ Metals in oil (As,Cd,Cr,Ni,Pb Hg)
☐ TS
☐ GOFER

Matrix codes: GW-groundwater, DW-drinking water, SW-surface water, WW-waste water, BW-boiler water, L-limestone, Oil-oil, S-Soil, SL-solid, C-coal, G-gypsum, FA-flyash, BA-bottom ash, M-misc (describe in comment section)
Preservative code- 1=<4°C 2=HNO_3 3=H_2SO_4 4-HCl 5=$Na_2S_2O_3$ 6=Other (Specify)

8/25/2023

Table of Reporting Limits for Groundwater Samples-- Metals Only

Analyte	Unit	GWPS/ MCL/ RSL	Reporting Limits best case
Aluminum	mg/L	0.05 to 0.2	---
Antimony	ug/L	6	5
Arsenic	ug/L	10	5
Arsenic Dissolved	ug/L	---	---
Barium	ug/L	2000	5
Beryllium	ug/L	4	0.5
Boron	ug/L	---	10 to 15
Cadmium	ug/L	5	0.5
Calcium	ug/L	---	0.1
Chromium	ug/L	100	5
Cobalt	ug/L	6	0.5
Copper	mg/L	1	---
Iron	ug/L	300	---
Lead	ug/L	15	1
Lithium	ug/L	40	5
Magnesium	ug/L	---	---
Mercury	ug/L	2	0.2
Molybdenum	ug/L	100	5
Nickel	ug/L	---	---
Potassium	mg/L	---	---
Selenium	ug/L	50	5
Sodium	mg/L	---	---
Thallium	ug/L	2	1
Zinc	ug/L	5000	---

Login Sample Receipt Checklist

Client: South Carolina Public Service Authority

Job Number: 680-237959-2

Login Number: 237959

List Source: Eurofins Savannah

List Number: 1

Creator: Johnson, Corey M

Question	Answer	Comment
Radioactivity wasn't checked or is </= background as measured by a survey meter.	N/A	
The cooler's custody seal, if present, is intact.	True	
Sample custody seals, if present, are intact.	True	
The cooler or samples do not appear to have been compromised or tampered with.	True	
Samples were received on ice.	True	
Cooler Temperature is acceptable.	True	
Cooler Temperature is recorded.	True	
COC is present.	True	
COC is filled out in ink and legible.	True	
COC is filled out with all pertinent information.	True	
Is the Field Sampler's name present on COC?	True	
There are no discrepancies between the containers received and the COC.	True	
Samples are received within Holding Time (excluding tests with immediate HTs)	True	
Sample containers have legible labels.	True	
Containers are not broken or leaking.	True	
Sample collection date/times are provided.	True	
Appropriate sample containers are used.	True	
Sample bottles are completely filled.	True	
Sample Preservation Verified.	N/A	
There is sufficient vol. for all requested analyses, incl. any requested MS/MSDs	True	
Containers requiring zero headspace have no headspace or bubble is <6mm (1/4").	N/A	
Multiphasic samples are not present.	True	
Samples do not require splitting or compositing.	True	
Residual Chlorine Checked.	N/A	

Accreditation/Certification Summary

Client: South Carolina Public Service Authority
Job ID: 680-237959-2
Project/Site: 125915/JM02-08-G01.1/36500

Laboratory: Eurofins Savannah

The accreditations/certifications listed below are applicable to this report.

Authority	Program	Identification Number	Expiration Date
South Carolina	State	98001	06-30-23 *

* Accreditation/Certification renewal pending - accreditation/certification considered valid.

GEL Laboratories LLC
a member of The GEL Group INC

2040 Savage Road | Charleston, SC 29407
843.556.8171
gel.com

September 21, 2023

Ms. Jeanette Gilmetti
Santee Cooper
P.O. Box 2946101
OCO3
Moncks Corner, South Carolina 29461

Re: ABS Lab Analytical
Work Order: 634957

Dear Ms. Gilmetti:

GEL Laboratories, LLC (GEL) appreciates the opportunity to provide the enclosed analytical results for the sample(s) we received on August 25, 2023. This original data report has been prepared and reviewed in accordance with GEL's standard operating procedures.

The samples were delivered with proper chain of custody documentation and signatures. All sample containers arrived without any visible signs of tampering or breakage. There are no additional comments concerning sample receipt.

Test results for NELAP or ISO 17025 accredited tests are verified to meet the requirements of those standards, with any exceptions noted. The results reported relate only to the items tested and to the sample as received by the laboratory. These results may not be reproduced except as full reports without approval by the laboratory. Copies of GEL's accreditations and certifications can be found on our website at www.gel.com.

Our policy is to provide high quality, personalized analytical services to enable you to meet your analytical needs on time every time. We trust that you will find everything in order and to your satisfaction. If you have any questions, please do not hesitate to call me at (843) 556-8171, ext. 4289.

Sincerely,

Julie Robinson
Project Manager

Purchase Order: 398684
Enclosures

GEL LABORATORIES LLC
2040 Savage Road Charleston SC 29407 - (843) 556-8171 - www.gel.com

Certificate of Analysis Report
for

SOOP001 Santee Cooper

Client SDG: 634957 GEL Work Order: 634957

The Qualifiers in this report are defined as follows:

* A quality control analyte recovery is outside of specified acceptance criteria

** Analyte is a Tracer compound

** Analytc is a surrogatc compound

U Analyte was analyzed for, but not detected above the MDL, MDA, MDC or LOD.

Where the analytical method has been performed under NELAP certification, the analysis has met all of the requirements of the NELAC standard unless qualified on the Certificate of Analysis.

The designation ND, if present, appears in the result column when the analyte concentration is not detected above the limit as defined in the 'U' qualifier above.

This data report has been prepared and reviewed in accordance with GEL Laboratories LLC standard operating procedures. Please direct any questions to your Project Manager, Julie Robinson.

Reviewed by 

GEL LABORATORIES LLC
2040 Savage Road Charleston SC 29407 - (843) 556-8171 - www.gel.com

Certificate of Analysis

Report Date: September 21, 2023

Company :	Santee Cooper
Address :	P.O. Box 2946101 OCO3 Moncks Corner, South Carolina 29461
Contact:	Ms. Jeanette Gilmetti
Project:	ABS Lab Analytical

Client Sample ID:	AF75783	Project:	SOOP00119
Sample ID:	634957001	Client ID:	SOOP001
Matrix:	GW		
Collect Date:	23-AUG-23 13:49		
Receive Date:	25-AUG-23		
Collector:	Client		

Parameter	Qualifier	Result	Uncertainty	MDC	RL	Units	PF	DF	Analyst	Date	Time	Batch	Method
Rad Gas Flow Proportional Counting													
GFPC, Ra228, Liquid "As Received"													
Radium-228	U	0.864	+/-0.711	1.13	3.00	pCi/L			JE1	09/21/23	1011	2494000	1
Radium-226+Radium-228 Calculation "See Parent Products"													
Radium-226+228 Sum		1.79	+/-0.825			pCi/L		1	LXB3	09/21/23	1536	2492737	2
Rad Radium-226													
Lucas Cell, Ra226, Liquid "As Received"													
Radium-226		0.923	+/-0.419	0.492	1.00	pCi/L			LXP1	09/20/23	1030	2486922	3

The following Analytical Methods were performed:

Method	Description	Analyst Comments
1	EPA 904.0/SW846 9320 Modified	
2	Calculation	
3	EPA 903.1 Modified	

Surrogate/Tracer Recovery	Test	Result	Nominal	Recovery%	Acceptable Limits
Barium-133 Tracer	GFPC, Ra228, Liquid "As Received"			99.1	(15%-125%)

Notes:
Counting Uncertainty is calculated at the 95% confidence level (1.96-sigma).

Column headers are defined as follows:

DF: Dilution Factor	Lc/LC: Critical Level
DL: Detection Limit	PF: Prep Factor
MDA: Minimum Detectable Activity	RL: Reporting Limit
MDC: Minimum Detectable Concentration	SQL: Sample Quantitation Limit

GEL LABORATORIES LLC
2040 Savage Road Charleston SC 29407 - (843) 556-8171 - www.gel.com

Certificate of Analysis

Report Date: September 21, 2023

Company :	Santee Cooper
Address :	P.O. Box 2946101 OCO3 Moncks Corner, South Carolina 29461
Contact:	Ms. Jeanette Gilmetti
Project:	ABS Lab Analytical

Client Sample ID:	AF75784	Project:	SOOP00119
Sample ID:	634957002	Client ID:	SOOP001
Matrix:	GW		
Collect Date:	23-AUG-23 11:09		
Receive Date:	25-AUG-23		
Collector:	Client		

Parameter	Qualifier	Result	Uncertainty	MDC	RL	Units	PF	DF	Analyst	Date	Time	Batch	Method
Rad Gas Flow Proportional Counting													
GFPC, Ra228, Liquid "As Received"													
Radium-228		1.83	+/-0.906	1.21	3.00	pCi/L			JE1	09/21/23	1011	2494000	1
Radium-226+Radium-228 Calculation "See Parent Products"													
Radium-226+228 Sum		3.55	+/-1.01			pCi/L		1	LXB3	09/21/23	1536	2492737	2
Rad Radium-226													
Lucas Cell, Ra226, Liquid "As Received"													
Radium-226		1.72	+/-0.436	0.213	1.00	pCi/L			LXP1	09/20/23	1030	2486922	3

The following Analytical Methods were performed:

Method	Description	Analyst Comments
1	EPA 904.0/SW846 9320 Modified	
2	Calculation	
3	EPA 903.1 Modified	

Surrogate/Tracer Recovery	Test	Result	Nominal	Recovery%	Acceptable Limits
Barium-133 Tracer	GFPC, Ra228, Liquid "As Received"			86.4	(15%-125%)

Notes:
Counting Uncertainty is calculated at the 95% confidence level (1.96-sigma).

Column headers are defined as follows:

DF: Dilution Factor	Lc/LC: Critical Level
DL: Detection Limit	PF: Prep Factor
MDA: Minimum Detectable Activity	RL: Reporting Limit
MDC: Minimum Detectable Concentration	SQL: Sample Quantitation Limit

GEL LABORATORIES LLC
2040 Savage Road Charleston SC 29407 - (843) 556-8171 - www.gel.com

Certificate of Analysis

Report Date: September 21, 2023

Company :	Santee Cooper
Address :	P.O. Box 2946101 OCO3 Moncks Corner, South Carolina 29461
Contact:	Ms. Jeanette Gilmetti
Project:	ABS Lab Analytical

Client Sample ID:	AF75785	Project:	SOOP00119
Sample ID:	634957003	Client ID:	SOOP001
Matrix:	GW		
Collect Date:	23-AUG-23 11:14		
Receive Date:	25-AUG-23		
Collector:	Client		

Parameter	Qualifier	Result	Uncertainty	MDC	RL	Units	PF	DF	Analyst	Date	Time	Batch	Method
Rad Gas Flow Proportional Counting													
GFPC, Ra228, Liquid "As Received"													
Radium-228		1.70	+/-0.833	1.16	3.00	pCi/L			JE1	09/21/23	1011	2494000	1
Radium-226+Radium-228 Calculation "See Parent Products"													
Radium-226+228 Sum		4.44	+/-1.08			pCi/L		1	LXB3	09/21/23	1536	2492737	2
Rad Radium-226													
Lucas Cell, Ra226, Liquid "As Received"													
Radium-226		2.74	+/-0.684	0.591	1.00	pCi/L			LXP1	09/20/23	1030	2486922	3

The following Analytical Methods were performed:

Method	Description	Analyst Comments
1	EPA 904.0/SW846 9320 Modified	
2	Calculation	
3	EPA 903.1 Modified	

Surrogate/Tracer Recovery	Test	Result	Nominal	Recovery%	Acceptable Limits
Barium-133 Tracer	GFPC, Ra228, Liquid "As Received"			95.9	(15%-125%)

Notes:
Counting Uncertainty is calculated at the 95% confidence level (1.96-sigma).

Column headers are defined as follows:

DF: Dilution Factor	Lc/LC: Critical Level
DL: Detection Limit	PF: Prep Factor
MDA: Minimum Detectable Activity	RL: Reporting Limit
MDC: Minimum Detectable Concentration	SQL: Sample Quantitation Limit

GEL LABORATORIES LLC
2040 Savage Road Charleston SC 29407 - (843) 556-8171 - www.gel.com

Certificate of Analysis

Report Date: September 21, 2023

Company :	Santee Cooper
Address :	P.O. Box 2946101 OCO3 Moncks Corner, South Carolina 29461
Contact:	Ms. Jeanette Gilmetti
Project:	ABS Lab Analytical

Client Sample ID:	AF75786	Project:	SOOP00119
Sample ID:	634957004	Client ID:	SOOP001
Matrix:	GW		
Collect Date:	23-AUG-23 12:35		
Receive Date:	25-AUG-23		
Collector:	Client		

Parameter	Qualifier	Result	Uncertainty	MDC	RL	Units	PF	DF	Analyst	Date	Time	Batch	Method
Rad Gas Flow Proportional Counting													
GFPC, Ra228, Liquid "As Received"													
Radium-228	U	0.958	+/-0.758	1.18	3.00	pCi/L			JE1	09/21/23	1011	2494000	1
Radium-226+Radium-228 Calculation "See Parent Products"													
Radium-226+228 Sum		1.18	+/-0.789			pCi/L		1	LXB3	09/21/23	1536	2492737	2
Rad Radium-226													
Lucas Cell, Ra226, Liquid "As Received"													
Radium-226	U	0.226	+/-0.221	0.347	1.00	pCi/L			LXP1	09/20/23	1030	2486922	3

The following Analytical Methods were performed:

Method	Description	Analyst Comments
1	EPA 904.0/SW846 9320 Modified	
2	Calculation	
3	EPA 903.1 Modified	

Surrogate/Tracer Recovery	Test	Result	Nominal	Recovery%	Acceptable Limits
Barium-133 Tracer	GFPC, Ra228, Liquid "As Received"			89.1	(15%-125%)

Notes:
Counting Uncertainty is calculated at the 95% confidence level (1.96-sigma).

Column headers are defined as follows:

DF: Dilution Factor	Lc/LC: Critical Level
DL: Detection Limit	PF: Prep Factor
MDA: Minimum Detectable Activity	RL: Reporting Limit
MDC: Minimum Detectable Concentration	SQL: Sample Quantitation Limit

QC Summary

Report Date: September 21, 2023

Santee Cooper
P.O. Box 2946101
OCO3
Moncks Corner, South Carolina

Contact: **Ms. Jeanette Gilmetti**

Workorder: **634957**

Parmname	NOM	Sample	Qual	QC	Units	RPD%	REC%	Range	Anlst	Date Time
Rad Gas Flow										
Batch 2494000										
QC1205519879 634957002 DUP										
Radium-228		1.83	U	0.940	pCi/L	64.2		(0% - 100%)	JE1	09/21/23 10:11
	Uncertainty	+/-0.906		+/-0.764						
QC1205519881 LCS										
Radium-228	77.6			69.3	pCi/L		89.3	(75%-125%)		09/21/23 10:10
	Uncertainty			+/-3.77						
QC1205519878 MB										
Radium-228			U	0.0450	pCi/L					09/21/23 10:11
	Uncertainty			+/-0.480						
Rad Ra-226										
Batch 2486922										
QC1205506771 634957001 DUP										
Radium-226		0.923		1.19	pCi/L	24.9		(0% - 100%)	LXP1	09/20/23 11:02
	Uncertainty	+/-0.419		+/-0.525						
QC1205506775 LCS										
Radium-226	27.1			29.1	pCi/L		107	(75%-125%)		09/20/23 11:03
	Uncertainty			+/-1.95						
QC1205506770 MB										
Radium-226			U	0.104	pCi/L					09/20/23 11:02
	Uncertainty			+/-0.264						
QC1205506773 634957001 MS										
Radium-226	135	0.923		154	pCi/L		113	(75%-125%)		09/20/23 11:02
	Uncertainty	+/-0.419		+/-9.54						

Notes:

Counting Uncertainty is calculated at the 95% confidence level (1.96-sigma).

The Qualifiers in this report are defined as follows:

- U Analyte was analyzed for, but not detected above the MDL, MDA, MDC or LOD.
- J Value is estimated
- X Consult Case Narrative, Data Summary package, or Project Manager concerning this qualifier
- H Analytical holding time was exceeded
- < Result is less than value reported

QC Summary

Workorder: **634957**

Parmname	NOM	Sample	Qual	QC	Units	RPD%	REC%	Range	Anlst	Date	Time

>	Result is greater than value reported
UI	Gamma Spectroscopy--Uncertain identification
BD	Results are either below the MDC or tracer recovery is low
h	Preparation or preservation holding time was exceeded
R	Sample results are rejected
^	RPD of sample and duplicate evaluated using +/-RL. Concentrations are <5X the RL. Qualifier Not Applicable for Radiochemistry.
N/A	RPD or %Recovery limits do not apply.
ND	Analyte concentration is not detected above the detection limit
M	M if above MDC and less than LLD
NJ	Consult Case Narrative, Data Summary package, or Project Manager concerning this qualifier
FA	Failed analysis.
UJ	Gamma Spectroscopy--Uncertain identification
Q	One or more quality control criteria have not been met. Refer to the applicable narrative or DER.
K	Analyte present. Reported value may be biased high. Actual value is expected to be lower.
UL	Not considered detected. The associated number is the reported concentration, which may be inaccurate due to a low bias.
L	Analyte present. Reported value may be biased low. Actual value is expected to be higher.
N1	See case narrative
Y	Other specific qualifiers were required to properly define the results. Consult case narrative.
**	Analyte is a Tracer compound
M	REMP Result > MDC/CL and < RDL
J	See case narrative for an explanation

N/A indicates that spike recovery limits do not apply when sample concentration exceeds spike conc. by a factor of 4 or more or %RPD not applicable.
^ The Relative Percent Difference (RPD) obtained from the sample duplicate (DUP) is evaluated against the acceptance criteria when the sample is greater than five times (5X) the contract required detection limit (RL). In cases where either the sample or duplicate value is less than 5X the RL, a control limit of +/- the RL is used to evaluate the DUP result.
* Indicates that a Quality Control parameter was not within specifications.
For PS, PSD, and SDILT results, the values listed are the measured amounts, not final concentrations.

Where the analytical method has been performed under NELAP certification, the analysis has met all of the requirements of the NELAC standard unless qualified on the QC Summary.

Radiochemistry
Technical Case Narrative
Santee Cooper
SDG #: 634957

Product: **Radium-226+Radium-228 Calculation**
Analytical Method: Calculation
Analytical Procedure: GL-RAD-D-003 REV# 45
Analytical Batch: 2492737

The following samples were analyzed using the above methods and analytical procedure(s).

GEL Sample ID#	Client Sample Identification
634957001	AF75783
634957002	AF75784
634957003	AF75785
634957004	AF75786

The samples in this SDG were analyzed on an "as received" basis.

Data Summary:

There are no exceptions, anomalies or deviations from the specified methods. All sample data provided in this report met the acceptance criteria specified in the analytical methods and procedures for initial calibration, continuing calibration, instrument controls and process controls where applicable.

Product: **GFPC, Ra228, Liquid**
Analytical Method: EPA 904.0/SW846 9320 Modified
Analytical Procedure: GL-RAD-A-063 REV# 5
Analytical Batch: 2494000

The following samples were analyzed using the above methods and analytical procedure(s).

GEL Sample ID#	Client Sample Identification
634957001	AF75783
634957002	AF75784
634957003	AF75785
634957004	AF75786
1205519878	Method Blank (MB)
1205519879	634957002(AF75784) Sample Duplicate (DUP)
1205519881	Laboratory Control Sample (LCS)

The samples in this SDG were analyzed on an "as received" basis.

Data Summary:

All sample data provided in this report met the acceptance criteria specified in the analytical methods and procedures for initial calibration, continuing calibration, instrument controls and process controls where applicable, with the following exceptions.

Technical Information

Sample Re-prep/Re-analysis
Samples were reprepped due to low carrier/tracer yield. The re-analysis is being reported.

Product: **Lucas Cell, Ra226, Liquid**
Analytical Method: EPA 903.1 Modified
Analytical Procedure: GL-RAD-A-008 REV# 15
Analytical Batch: 2486922

The following samples were analyzed using the above methods and analytical procedure(s).

GEL Sample ID#	Client Sample Identification
634957001	AF75783
634957002	AF75784
634957003	AF75785
634957004	AF75786
1205506770	Method Blank (MB)
1205506771	634957001(AF75783) Sample Duplicate (DUP)
1205506773	634957001(AF75783) Matrix Spike (MS)
1205506775	Laboratory Control Sample (LCS)

The samples in this SDG were analyzed on an "as received" basis.

Data Summary:

All sample data provided in this report met the acceptance criteria specified in the analytical methods and procedures for initial calibration, continuing calibration, instrument controls and process controls where applicable, with the following exceptions.

Preparation Information

Aliquot Reduced
1205506773 (AF75783MS) Aliquot was reduced due to limited sample volume.

Certification Statement

Where the analytical method has been performed under NELAP certification, the analysis has met all of the requirements of the NELAC standard unless otherwise noted in the analytical case narrative.

Contract Lab Info: GEL Contract Lab Due Date (Lab Only): 9 / 1 / 23 Send report to lcwillia@santeecooper.com & sjbrown@santeecooper.com

Chain of Custody

634957

santee cooper
Santee Cooper
One Riverwood Drive
Moncks Corner, SC 29461
Phone: (843)761-8000 Ext. 5148
Fax: (843)761-4175

Customer Email/Report Recipient: LCWILLIA @santeecooper.com

Date Results Needed by: ___/___/___

Project/Task/Unit #: 125915 / JM02.09.001-1 / 36500

Rerun request for any flagged QC Yes (No)

Analysis Group

Labworks ID # (Internal use only)	Sample Location/ Description	Collection Date	Collection Time	Sample Collector	Total # of containers	Bottle type: (Glass-G/Plastic-P)	Grab (G) or Composite (C)	Matrix(see below)	Preservative (see below)	Comments • Method # • Reporting limit • Misc. sample info • Any other notes	RAD 226/228	TOTAL RAD CALC.	F, Cl, SO4	
AF75783	WAP-27	8/23/23	1349	ZDM BB	3	P	G	GW	2/1		2	x	1	
84	WAP-28		1109											
85	WAP-28 D		1114											
86	WAP-29		1235											

Relinquished by:	Employee#	Date	Time	Received by:	Employee #	Date	Time
	36158	8/25/23	0940		GEL	8/25/23	0940
Relinquished by:	Employee#	Date	Time	Received by:	Employee #	Date	Time
	GEL	8/25/23	1515		GEL	8/25/23	1545
Relinquished by:	Employee#	Date	Time	Received by:	Employee #	Date	Time

Sample Receiving (Internal Use Only)
TEMP (°C):_____ **Initial:**_____
Correct pH: Yes No
Preservative Lot#:
Date/Time/Init for preservative:

☐ **METALS (all)**

☐ Ag	☐ Cu	☐ Sb
☐ Al	☐ Fe	☐ Se
☐ As	☐ K	☐ Sn
☐ B	☐ Li	☐ Sr
☐ Ba	☐ Mg	☐ Ti
☐ Be	☐ Mn	☐ Tl
☐ Ca	☐ Mo	☐ V
☐ Cd	☐ Na	☐ Zn
☐ Co	☐ Ni	☐ Hg
☐ Cr	☐ Pb	☐ CrVI

Nutrients
☐ TOC
☐ DOC
☐ TP/TPO4
☐ NH3-N
☐ F
☐ Cl
☐ NO2
☐ Br
☐ NO3
☐ SO4

MISC.
☐ BTEX
☐ Naphthalene
☐ THM/HAA
☐ VOC
☐ Oil & Grease
☐ E. Coli
☐ Total Coliform
☐ pH
☐ Dissolved As
☐ Dissolved Fe
☐ Rad 226
☐ Rad 228
☐ PCB

Gypsum
☐ Wallboard Gypsum(*all below*)
☐ AIM
☐ TOC
☐ Total metals
☐ Soluble Metals
☐ Purity (CaSO4)
☐ % Moisture
☐ Sulfites
☐ pH
☐ Chlorides
☐ Particle Size
☐ Sulfur

Coal
☐ Ultimate
☐ % Moisture
☐ Ash
☐ Sulfur
☐ BTUs
☐ Volatile Matter
☐ CHN
Other Tests:
☐ XRF Scan
☐ HGI
☐ Fineness
☐ Particulate Matter

Flyash
☐ Ammonia
☐ LOI
☐ % Carbon
☐ Mineral Analysis
☐ Sieve
☐ % Moisture

NPDES
☐ Oil & Grease
☐ As
☐ TSS

Oil
☐ Trans. Oil Qual.
☐ %Moisture
☐ Color
☐ Acidity
☐ Dielectric Strength
☐ IFT
☐ Dissolved Gases
☐ Used Oil
☐ Flashpoint
☐ Metals in oil (As,Cd,Cr,Ni,Pb Hg)
☐ TX
☐ GOFER

Matrix codes: GW-groundwater, DW-drinking water, SW-surface water, WW-waste water, BW-boiler water, L-limestone, Oil-oil, S-Soil, SL-solid, C-coal, G-gypsum, FA-flyash, BA-bottom ash, M-misc (describe in comment section)
Preservative code- 1=<4°C 2=HNO_3 3=H_2SO_4 4-HCl 5=$Na_2S_2O_3$ 6-Other (Specify)

GEL Laboratories LLC

SAMPLE RECEIPT & REVIEW FORM

Client: SCDF	**SDG/AR/COC/Work Order:** 634957
Received By: ~~MVH~~ JW	**Date Received:** 8-25-23
Carrier and Tracking Number	Circle Applicable: FedEx Express FedEx Ground UPS Field Services (Courier) Other

Suspected Hazard Information	Yes	No	*If Net Counts > 100cpm on samples not marked "radioactive", contact the Radiation Safety Group for further investigation.
A)Shipped as a DOT Hazardous?		✓	Hazard Class Shipped: UN#: If UN2910, Is the Radioactive Shipment Survey Compliant? Yes___ No___
B) Did the client designate the samples are to be received as radioactive?		✓	COC notation or radioactive stickers on containers equal client designation.
C) Did the RSO classify the samples as radioactive?		✓	Maximum Net Counts Observed* (Observed Counts - Area Background Counts): _____CPM / mR/Hr **Classified as: Rad 1 Rad 2 Rad 3**
D) Did the client designate samples are hazardous?		✓	COC notation or hazard labels on containers equal client designation.
E) Did the RSO identify possible hazards?		✓	If D or E is yes, select Hazards below. PCB's Flammable Foreign Soil RCRA Asbestos Beryllium Other:

	Sample Receipt Criteria	Yes	NA	No	**Comments/Qualifiers (Required for Non-Conforming Items)**
1	Shipping containers received intact and sealed?	✓			Circle Applicable: Seals broken Damaged container Leaking container Other (describe)
2	Chain of custody documents included with shipment?	✓			Circle Applicable: Client contacted and provided COC COC created upon receipt
3	Samples requiring cold preservation within (0 ≤ 6 deg. C)?*	✓			Preservation Method: Wet Ice Ice Packs Dry ice None Other: *all temperatures are recorded in Celsius TEMP: 2
4	Daily check performed and passed on IR temperature gun?	✓			**Temperature Device Serial #:** IR2-21 Secondary Temperature Device Serial # (If Applicable):
5	Sample containers intact and sealed?	✓			Circle Applicable: Seals broken Damaged container Leaking container Other (describe)
6	Samples requiring chemical preservation at proper pH?	✓			Sample ID's and Containers Affected: If Preservation added, Lot#:
7	Do any samples require Volatile Analysis?			✓	If Yes, are Encores or Soil Kits present for solids? Yes___ No___ NA___(If yes, take to VOA Freezer) Do liquid VOA vials contain acid preservation? Yes___ No___ NA___(If unknown, select No) Are liquid VOA vials free of headspace? Yes___ No___ NA___ Sample ID's and containers affected:
8	Samples received within holding time?	✓			ID's and tests affected:
9	Sample ID's on COC match ID's on bottles?	✓			ID's and containers affected:
10	Date & time on COC match date & time on bottles?	✓			Circle Applicable: No dates on containers No times on containers COC missing info Other (describe)
11	Number of containers received match number indicated on COC?	✓			Circle Applicable: No container count on COC Other (describe)
12	Are sample containers identifiable as GEL provided by use of GEL labels?	✓			
13	COC form is properly signed in relinquished/received sections?	✓			Circle Applicable: Not relinquished Other (describe)

Comments (Use Continuation Form if needed):

PM (or PMA) review: Initials CO Date 8/28/23 Page 1 of 1

GL-CHL-SR-001 Rev 7

List of current GEL Certifications as of 21 September 2023

State	Certification
Alabama	42200
Alaska	17-018
Alaska Drinking Water	SC00012
Arkansas	88-0651
CLIA	42D0904046
California	2940
Colorado	SC00012
Connecticut	PH-0169
DoD ELAP/ ISO17025 A2LA	2567.01
Florida NELAP	E87156
Foreign Soils Permit	P330-15-00283, P330-15-00253
Georgia	SC00012
Georgia SDWA	967
Hawaii	SC00012
Idaho	SC00012
Illinois NELAP	200029
Indiana	C-SC-01
Kansas NELAP	E-10332
Kentucky SDWA	90129
Kentucky Wastewater	90129
Louisiana Drinking Water	LA024
Louisiana NELAP	03046 (AI33904)
Maine	2019020
Maryland	270
Massachusetts	M-SC012
Massachusetts PFAS Approv	Letter
Michigan	9976
Mississippi	SC00012
Nebraska	NE-OS-26-13
Nevada	SC000122023-4
New Hampshire NELAP	2054
New Jersey NELAP	SC002
New Mexico	SC00012
New York NELAP	11501
North Carolina	233
North Carolina SDWA	45709
North Dakota	R-158
Oklahoma	2022-160
Pennsylvania NELAP	68-00485
Puerto Rico	SC00012
S. Carolina Radiochem	10120002
Sanitation Districts of L	9255651
South Carolina Chemistry	10120001
Tennessee	TN 02934
Texas NELAP	T104704235-23-21
Utah NELAP	SC000122022-37
Vermont	VT87156
Virginia NELAP	460202
Washington	C780

GEL Laboratories LLC
a member of The GEL Group INC

PO Box 30712 Charleston, SC 29417
2040 Savage Road Charleston, SC 29407
P 843.556.8171
F 843.766.1178

gel.com

August 03, 2023

Ms. Jeanette Gilmetti
Santee Cooper
P.O. Box 2946101
OCO3
Moncks Corner, South Carolina 29461

Re: ABS Lab Analytical
Work Order: 628441

Dear Ms. Gilmetti:

GEL Laboratories, LLC (GEL) appreciates the opportunity to provide the enclosed analytical results for the sample(s) we received on July 07, 2023. This original data report has been prepared and reviewed in accordance with GEL's standard operating procedures.

The samples were delivered with proper chain of custody documentation and signatures. All sample containers arrived without any visible signs of tampering or breakage. There are no additional comments concerning sample receipt.

Test results for NELAP or ISO 17025 accredited tests are verified to meet the requirements of those standards, with any exceptions noted. The results reported relate only to the items tested and to the sample as received by the laboratory. These results may not be reproduced except as full reports without approval by the laboratory. Copies of GEL's accreditations and certifications can be found on our website at www.gel.com.

Our policy is to provide high quality, personalized analytical services to enable you to meet your analytical needs on time every time. We trust that you will find everything in order and to your satisfaction. If you have any questions, please do not hesitate to call me at (843) 556-8171, ext. 4289.

Sincerely,

Jessica Ward for
Julie Robinson
Project Manager

Purchase Order: 398684
Enclosures

GEL LABORATORIES LLC
2040 Savage Road Charleston SC 29407 - (843) 556-8171 - www.gel.com

Certificate of Analysis Report
for

SOOP001 Santee Cooper

Client SDG: 628441 GEL Work Order: 628441

The Qualifiers in this report are defined as follows:

* A quality control analyte recovery is outside of specified acceptance criteria

** Analyte is a Tracer compound

** Analytc is a surrogatc compound

U Analyte was analyzed for, but not detected above the MDL, MDA, MDC or LOD.

Where the analytical method has been performed under NELAP certification, the analysis has met all of the requirements of the NELAC standard unless qualified on the Certificate of Analysis.

The designation ND, if present, appears in the result column when the analyte concentration is not detected above the limit as defined in the 'U' qualifier above.

This data report has been prepared and reviewed in accordance with GEL Laboratories LLC standard operating procedures. Please direct any questions to your Project Manager, Julie Robinson.

Reviewed by 

GEL LABORATORIES LLC
2040 Savage Road Charleston SC 29407 - (843) 556-8171 - www.gel.com

Certificate of Analysis

Report Date: August 3, 2023

Company :	Santee Cooper
Address :	P.O. Box 2946101 OCO3 Moncks Corner, South Carolina 29461
Contact:	Ms. Jeanette Gilmetti
Project:	ABS Lab Analytical

Client Sample ID:	AF68739	Project:	SOOP00119
Sample ID:	628441001	Client ID:	SOOP001
Matrix:	GW		
Collect Date:	05-JUL-23 10:44		
Receive Date:	07-JUL-23		
Collector:	Client		

Parameter	Qualifier	Result	Uncertainty	MDC	RL	Units	PF	DF	Analyst	Date	Time	Batch	Method
Rad Gas Flow Proportional Counting													
GFPC, Ra228, Liquid "As Received"													
Radium-228		4.57	+/-1.50	1.82	3.00	pCi/L			JE1	07/18/23	0924	2455718	1
Radium-226+Radium-228 Calculation "See Parent Products"													
Radium-226+228 Sum		4.74	+/-1.53			pCi/L			NXL1	08/02/23	0858	2455717	2
Rad Radium-226													
Lucas Cell, Ra226, Liquid "As Received"													
Radium-226	U	0.165	+/-0.281	0.523	1.00	pCi/L			LXP1	08/01/23	0944	2455712	3

The following Analytical Methods were performed:

Method	Description	Analyst Comments
1	EPA 904.0/SW846 9320 Modified	
2	Calculation	
3	EPA 903.1 Modified	

Surrogate/Tracer Recovery	Test	Result	Nominal	Recovery%	Acceptable Limits
Barium-133 Tracer	GFPC, Ra228, Liquid "As Received"			69.8	(15%-125%)

Notes:
Counting Uncertainty is calculated at the 95% confidence level (1.96-sigma).

Column headers are defined as follows:

DF: Dilution Factor	Lc/LC: Critical Level
DL: Detection Limit	PF: Prep Factor
MDA: Minimum Detectable Activity	RL: Reporting Limit
MDC: Minimum Detectable Concentration	SQL: Sample Quantitation Limit

GEL LABORATORIES LLC
2040 Savage Road Charleston SC 29407 - (843) 556-8171 - www.gel.com

Certificate of Analysis

Report Date: August 3, 2023

Company :	Santee Cooper
Address :	P.O. Box 2946101 OCO3 Moncks Corner, South Carolina 29461
Contact:	Ms. Jeanette Gilmetti
Project:	ABS Lab Analytical

Client Sample ID:	AF68735	Project:	SOOP00119
Sample ID:	628441002	Client ID:	SOOP001
Matrix:	GW		
Collect Date:	05-JUL-23 09:35		
Receive Date:	07-JUL-23		
Collector:	Client		

Parameter	Qualifier	Result	Uncertainty	MDC	RL	Units	PF	DF	Analyst	Date	Time	Batch	Method
Rad Gas Flow Proportional Counting													
GFPC, Ra228, Liquid "As Received"													
Radium-228		3.43	+/-1.21	1.39	3.00	pCi/L			JE1	07/18/23	0924	2455718	1
Radium-226+Radium-228 Calculation "See Parent Products"													
Radium-226+228 Sum		4.18	+/-1.28			pCi/L			NXL1	08/02/23	0858	2455717	2
Rad Radium-226													
Lucas Cell, Ra226, Liquid "As Received"													
Radium-226		0.746	+/-0.413	0.408	1.00	pCi/L			LXP1	08/01/23	1005	2455712	3

The following Analytical Methods were performed:

Method	Description	Analyst Comments
1	EPA 904.0/SW846 9320 Modified	
2	Calculation	
3	EPA 903.1 Modified	

Surrogate/Tracer Recovery	Test	Result	Nominal	Recovery%	Acceptable Limits
Barium-133 Tracer	GFPC, Ra228, Liquid "As Received"			71.5	(15%-125%)

Notes:
Counting Uncertainty is calculated at the 95% confidence level (1.96-sigma).

Column headers are defined as follows:

DF: Dilution Factor	Lc/LC: Critical Level
DL: Detection Limit	PF: Prep Factor
MDA: Minimum Detectable Activity	RL: Reporting Limit
MDC: Minimum Detectable Concentration	SQL: Sample Quantitation Limit

GEL LABORATORIES LLC
2040 Savage Road Charleston SC 29407 - (843) 556-8171 - www.gel.com

Certificate of Analysis

Report Date: August 3, 2023

Company :	Santee Cooper
Address :	P.O. Box 2946101 OCO3 Moncks Corner, South Carolina 29461
Contact:	Ms. Jeanette Gilmetti
Project:	ABS Lab Analytical

Client Sample ID:	AF68756	Project:	SOOP00119
Sample ID:	628441003	Client ID:	SOOP001
Matrix:	GW		
Collect Date:	05-JUL-23 11:39		
Receive Date:	07-JUL-23		
Collector:	Client		

Parameter	Qualifier	Result	Uncertainty	MDC	RL	Units	PF	DF	Analyst	Date	Time	Batch	Method
Rad Gas Flow Proportional Counting													
GFPC, Ra228, Liquid "As Received"													
Radium-228		3.86	+/-1.36	1.70	3.00	pCi/L			JE1	07/18/23	0924	2455718	1
Radium-226+Radium-228 Calculation "See Parent Products"													
Radium-226+228 Sum		4.33	+/-1.42			pCi/L			NXL1	08/02/23	0858	2455717	2
Rad Radium-226													
Lucas Cell, Ra226, Liquid "As Received"													
Radium-226	U	0.471	+/-0.397	0.579	1.00	pCi/L			LXP1	08/01/23	1005	2455712	3

The following Analytical Methods were performed:

Method	Description	Analyst Comments
1	EPA 904.0/SW846 9320 Modified	
2	Calculation	
3	EPA 903.1 Modified	

Surrogate/Tracer Recovery	Test	Result	Nominal	Recovery%	Acceptable Limits
Barium-133 Tracer	GFPC, Ra228, Liquid "As Received"			75.5	(15%-125%)

Notes:
Counting Uncertainty is calculated at the 95% confidence level (1.96-sigma).

Column headers are defined as follows:

DF: Dilution Factor	Lc/LC: Critical Level
DL: Detection Limit	PF: Prep Factor
MDA: Minimum Detectable Activity	RL: Reporting Limit
MDC: Minimum Detectable Concentration	SQL: Sample Quantitation Limit

GEL LABORATORIES LLC
2040 Savage Road Charleston SC 29407 - (843) 556-8171 - www.gel.com

Certificate of Analysis

Report Date: August 3, 2023

Company :	Santee Cooper
Address :	P.O. Box 2946101 OCO3 Moncks Corner, South Carolina 29461
Contact:	Ms. Jeanette Gilmetti
Project:	ABS Lab Analytical

Client Sample ID:	AF68758	Project:	SOOP00119
Sample ID:	628441004	Client ID:	SOOP001
Matrix:	GW		
Collect Date:	06-JUL-23 09:47		
Receive Date:	07-JUL-23		
Collector:	Client		

Parameter	Qualifier	Result	Uncertainty	MDC	RL	Units	PF	DF	Analyst	Date	Time	Batch	Method
Rad Gas Flow Proportional Counting													
GFPC, Ra228, Liquid "As Received"													
Radium-228	U	0.938	+/-1.42	2.44	3.00	pCi/L			JE1	07/18/23	0924	2455718	1
Radium-226+Radium-228 Calculation "See Parent Products"													
Radium-226+228 Sum		1.48	+/-1.46			pCi/L			NXL1	08/02/23	0858	2455717	2
Rad Radium-226													
Lucas Cell, Ra226, Liquid "As Received"													
Radium-226		0.542	+/-0.339	0.302	1.00	pCi/L			LXP1	08/01/23	1005	2455712	3

The following Analytical Methods were performed:

Method	Description	Analyst Comments
1	EPA 904.0/SW846 9320 Modified	
2	Calculation	
3	EPA 903.1 Modified	

Surrogate/Tracer Recovery	Test	Result	Nominal	Recovery%	Acceptable Limits
Barium-133 Tracer	GFPC, Ra228, Liquid "As Received"			70.9	(15%-125%)

Notes:
Counting Uncertainty is calculated at the 95% confidence level (1.96-sigma).

Column headers are defined as follows:

DF: Dilution Factor	Lc/LC: Critical Level
DL: Detection Limit	PF: Prep Factor
MDA: Minimum Detectable Activity	RL: Reporting Limit
MDC: Minimum Detectable Concentration	SQL: Sample Quantitation Limit

GEL LABORATORIES LLC
2040 Savage Road Charleston SC 29407 - (843) 556-8171 - www.gel.com

Certificate of Analysis

Report Date: August 3, 2023

Company :	Santee Cooper
Address :	P.O. Box 2946101 OCO3 Moncks Corner, South Carolina 29461
Contact:	Ms. Jeanette Gilmetti
Project:	ABS Lab Analytical

Client Sample ID:	AF68759	Project:	SOOP00119
Sample ID:	628441005	Client ID:	SOOP001
Matrix:	GW		
Collect Date:	06-JUL-23 09:52		
Receive Date:	07-JUL-23		
Collector:	Client		

Parameter	Qualifier	Result	Uncertainty	MDC	RL	Units	PF	DF	Analyst	Date	Time	Batch	Method
Rad Gas Flow Proportional Counting													
GFPC, Ra228, Liquid "As Received"													
Radium-228		4.73	+/-1.48	1.61	3.00	pCi/L			JE1	07/18/23	0924	2455718	1
Radium-226+Radium-228 Calculation "See Parent Products"													
Radium-226+228 Sum		5.19	+/-1.52			pCi/L			NXL1	08/02/23	0858	2455717	2
Rad Radium-226													
Lucas Cell, Ra226, Liquid "As Received"													
Radium-226		0.462	+/-0.347	0.361	1.00	pCi/L			LXP1	08/01/23	1005	2455712	3

The following Analytical Methods were performed:

Method	Description	Analyst Comments
1	EPA 904.0/SW846 9320 Modified	
2	Calculation	
3	EPA 903.1 Modified	

Surrogate/Tracer Recovery	Test	Result	Nominal	Recovery%	Acceptable Limits
Barium-133 Tracer	GFPC, Ra228, Liquid "As Received"			69.5	(15%-125%)

Notes:
Counting Uncertainty is calculated at the 95% confidence level (1.96-sigma).

Column headers are defined as follows:

DF: Dilution Factor	Lc/LC: Critical Level
DL: Detection Limit	PF: Prep Factor
MDA: Minimum Detectable Activity	RL: Reporting Limit
MDC: Minimum Detectable Concentration	SQL: Sample Quantitation Limit

GEL LABORATORIES LLC
2040 Savage Road Charleston SC 29407 - (843) 556-8171 - www.gel.com

Certificate of Analysis

Report Date: August 3, 2023

Company :	Santee Cooper
Address :	P.O. Box 2946101 OCO3 Moncks Corner, South Carolina 29461
Contact:	Ms. Jeanette Gilmetti
Project:	ABS Lab Analytical

Client Sample ID:	AF68736	Project:	SOOP00119
Sample ID:	628441006	Client ID:	SOOP001
Matrix:	GW		
Collect Date:	06-JUL-23 11:21		
Receive Date:	07-JUL-23		
Collector:	Client		

Parameter	Qualifier	Result	Uncertainty	MDC	RL	Units	PF	DF	Analyst	Date	Time	Batch	Method
Rad Gas Flow Proportional Counting													
GFPC, Ra228, Liquid "As Received"													
Radium-228		4.13	+/-1.65	2.22	3.00	pCi/L			JE1	07/18/23	0924	2455718	1
Radium-226+Radium-228 Calculation "See Parent Products"													
Radium-226+228 Sum		4.94	+/-1.71			pCi/L			NXL1	08/02/23	0858	2455717	2
Rad Radium-226													
Lucas Cell, Ra226, Liquid "As Received"													
Radium-226		0.812	+/-0.450	0.518	1.00	pCi/L			LXP1	08/01/23	1005	2455712	3

The following Analytical Methods were performed:

Method	Description	Analyst Comments
1	EPA 904.0/SW846 9320 Modified	
2	Calculation	
3	EPA 903.1 Modified	

Surrogate/Tracer Recovery	Test	Result	Nominal	Recovery%	Acceptable Limits
Barium-133 Tracer	GFPC, Ra228, Liquid "As Received"			61.2	(15%-125%)

Notes:
Counting Uncertainty is calculated at the 95% confidence level (1.96-sigma).

Column headers are defined as follows:

DF: Dilution Factor	Lc/LC: Critical Level
DL: Detection Limit	PF: Prep Factor
MDA: Minimum Detectable Activity	RL: Reporting Limit
MDC: Minimum Detectable Concentration	SQL: Sample Quantitation Limit

GEL LABORATORIES LLC
2040 Savage Road Charleston SC 29407 - (843) 556-8171 - www.gel.com

Certificate of Analysis

Report Date: August 3, 2023

Company :	Santee Cooper
Address :	P.O. Box 2946101 OCO3 Moncks Corner, South Carolina 29461
Contact:	Ms. Jeanette Gilmetti
Project:	ABS Lab Analytical

Client Sample ID:	AF68753	Project:	SOOP00119
Sample ID:	628441007	Client ID:	SOOP001
Matrix:	GW		
Collect Date:	06-JUL-23 13:08		
Receive Date:	07-JUL-23		
Collector:	Client		

Parameter	Qualifier	Result	Uncertainty	MDC	RL	Units	PF	DF	Analyst	Date	Time	Batch	Method
Rad Gas Flow Proportional Counting													
GFPC, Ra228, Liquid "As Received"													
Radium-228	U	1.28	+/-0.974	1.50	3.00	pCi/L			JE1	07/18/23	0924	2455718	1
Radium-226+Radium-228 Calculation "See Parent Products"													
Radium-226+228 Sum		2.34	+/-1.08			pCi/L			NXL1	08/02/23	0858	2455717	2
Rad Radium-226													
Lucas Cell, Ra226, Liquid "As Received"													
Radium-226		1.05	+/-0.469	0.389	1.00	pCi/L			LXP1	08/01/23	1005	2455712	3

The following Analytical Methods were performed:

Method	Description	Analyst Comments
1	EPA 904.0/SW846 9320 Modified	
2	Calculation	
3	EPA 903.1 Modified	

Surrogate/Tracer Recovery	Test	Result	Nominal	Recovery%	Acceptable Limits
Barium-133 Tracer	GFPC, Ra228, Liquid "As Received"			69.4	(15%-125%)

Notes:
Counting Uncertainty is calculated at the 95% confidence level (1.96-sigma).

Column headers are defined as follows:

DF: Dilution Factor	Lc/LC: Critical Level
DL: Detection Limit	PF: Prep Factor
MDA: Minimum Detectable Activity	RL: Reporting Limit
MDC: Minimum Detectable Concentration	SQL: Sample Quantitation Limit

GEL LABORATORIES LLC
2040 Savage Road Charleston SC 29407 - (843) 556-8171 - www.gel.com

Certificate of Analysis

Report Date: August 3, 2023

Company :	Santee Cooper
Address :	P.O. Box 2946101 OCO3 Moncks Corner, South Carolina 29461
Contact:	Ms. Jeanette Gilmetti
Project:	ABS Lab Analytical

Client Sample ID:	AF68754	Project:	SOOP00119
Sample ID:	628441008	Client ID:	SOOP001
Matrix:	GW		
Collect Date:	06-JUL-23 13:13		
Receive Date:	07-JUL-23		
Collector:	Client		

Parameter	Qualifier	Result	Uncertainty	MDC	RL	Units	PF	DF	Analyst	Date	Time	Batch	Method
Rad Gas Flow Proportional Counting													
GFPC, Ra228, Liquid "As Received"													
Radium-228		2.81	+/-1.24	1.67	3.00	pCi/L			JE1	07/18/23	0924	2455718	1
Radium-226+Radium-228 Calculation "See Parent Products"													
Radium-226+228 Sum		3.13	+/-1.28			pCi/L			NXL1	08/02/23	0858	2455717	2
Rad Radium-226													
Lucas Cell, Ra226, Liquid "As Received"													
Radium-226	U	0.321	+/-0.315	0.466	1.00	pCi/L			LXP1	08/01/23	1005	2455712	3

The following Analytical Methods were performed:

Method	Description	Analyst Comments
1	EPA 904.0/SW846 9320 Modified	
2	Calculation	
3	EPA 903.1 Modified	

Surrogate/Tracer Recovery	Test	Result	Nominal	Recovery%	Acceptable Limits
Barium-133 Tracer	GFPC, Ra228, Liquid "As Received"			73.4	(15%-125%)

Notes:
Counting Uncertainty is calculated at the 95% confidence level (1.96-sigma).

Column headers are defined as follows:

DF: Dilution Factor	Lc/LC: Critical Level
DL: Detection Limit	PF: Prep Factor
MDA: Minimum Detectable Activity	RL: Reporting Limit
MDC: Minimum Detectable Concentration	SQL: Sample Quantitation Limit

GEL LABORATORIES LLC
2040 Savage Road Charleston SC 29407 - (843) 556-8171 - www.gel.com

Certificate of Analysis

Report Date: August 3, 2023

Company :	Santee Cooper
Address :	P.O. Box 2946101 OCO3 Moncks Corner, South Carolina 29461
Contact:	Ms. Jeanette Gilmetti
Project:	ABS Lab Analytical

Client Sample ID:	AF68752	Project:	SOOP00119
Sample ID:	628441009	Client ID:	SOOP001
Matrix:	GW		
Collect Date:	06-JUL-23 14:09		
Receive Date:	07-JUL-23		
Collector:	Client		

Parameter	Qualifier	Result	Uncertainty	MDC	RL	Units	PF	DF	Analyst	Date	Time	Batch	Method
Rad Gas Flow Proportional Counting													
GFPC, Ra228, Liquid "As Received"													
Radium-228		3.55	+/-1.26	1.46	3.00	pCi/L			JE1	07/18/23	0924	2455718	1
Radium-226+Radium-228 Calculation "See Parent Products"													
Radium-226+228 Sum		3.61	+/-1.28			pCi/L			NXL1	08/02/23	0858	2455717	2
Rad Radium-226													
Lucas Cell, Ra226, Liquid "As Received"													
Radium-226	U	0.0603	+/-0.237	0.525	1.00	pCi/L			LXP1	08/01/23	1005	2455712	3

The following Analytical Methods were performed:

Method	Description	Analyst Comments
1	EPA 904.0/SW846 9320 Modified	
2	Calculation	
3	EPA 903.1 Modified	

Surrogate/Tracer Recovery	Test	Result	Nominal	Recovery%	Acceptable Limits
Barium-133 Tracer	GFPC, Ra228, Liquid "As Received"			68.7	(15%-125%)

Notes:
Counting Uncertainty is calculated at the 95% confidence level (1.96-sigma).

Column headers are defined as follows:

DF: Dilution Factor	Lc/LC: Critical Level
DL: Detection Limit	PF: Prep Factor
MDA: Minimum Detectable Activity	RL: Reporting Limit
MDC: Minimum Detectable Concentration	SQL: Sample Quantitation Limit

QC Summary

Report Date: August 3, 2023

Santee Cooper
P.O. Box 2946101
OCO3
Moncks Corner, South Carolina

Contact: **Ms. Jeanette Gilmetti**

Workorder: **628441**

Parmname	NOM	Sample	Qual	QC	Units	RPD%	REC%	Range	Anlst	Date Time
Rad Gas Flow										
Batch 2455718										
QC1205453175 628441001 DUP										
Radium-228		4.57		2.31	pCi/L	65.8		(0% - 100%)	JE1	07/18/23 09:23
	Uncertainty	+/-1.50		+/-1.23						
QC1205453176 LCS										
Radium-228	77.9			79.3	pCi/L		102	(75%-125%)		07/18/23 09:23
	Uncertainty			+/-4.58						
QC1205453174 MB										
Radium-228			U	1.22	pCi/L					07/18/23 11:01
	Uncertainty			+/-1.25						
Rad Ra-226										
Batch 2455712										
QC1205453161 628343001 DUP										
Radium-226		5.77		4.99	pCi/L	14.5		(0%-20%)	LXP1	08/01/23 10:28
	Uncertainty	+/-1.15		+/-1.05						
QC1205453163 LCS										
Radium-226	26.3			21.5	pCi/L		81.7	(75%-125%)		08/01/23 10:28
	Uncertainty			+/-1.96						
QC1205453160 MB										
Radium-226			U	0.275	pCi/L					08/01/23 10:28
	Uncertainty			+/-0.333						
QC1205453162 628343001 MS										
Radium-226	131	5.77		158	pCi/L		116	(75%-125%)		08/01/23 10:28
	Uncertainty	+/-1.15		+/-13.8						

Notes:

Counting Uncertainty is calculated at the 95% confidence level (1.96-sigma).

The Qualifiers in this report are defined as follows:

- U Analyte was analyzed for, but not detected above the MDL, MDA, MDC or LOD.
- J Value is estimated
- X Consult Case Narrative, Data Summary package, or Project Manager concerning this qualifier
- H Analytical holding time was exceeded
- < Result is less than value reported

QC Summary

Workorder: **628441**

Parmname	NOM	Sample	Qual	QC	Units	RPD%	REC%	Range	Anlst	Date	Time

>	Result is greater than value reported
UI	Gamma Spectroscopy--Uncertain identification
BD	Results are either below the MDC or tracer recovery is low
h	Preparation or preservation holding time was exceeded
R	Sample results are rejected
^	RPD of sample and duplicate evaluated using +/-RL. Concentrations are <5X the RL. Qualifier Not Applicable for Radiochemistry.
N/A	RPD or %Recovery limits do not apply.
ND	Analyte concentration is not detected above the detection limit
M	M if above MDC and less than LLD
NJ	Consult Case Narrative, Data Summary package, or Project Manager concerning this qualifier
FA	Failed analysis.
UJ	Gamma Spectroscopy--Uncertain identification
Q	One or more quality control criteria have not been met. Refer to the applicable narrative or DER.
K	Analyte present. Reported value may be biased high. Actual value is expected to be lower.
UL	Not considered detected. The associated number is the reported concentration, which may be inaccurate due to a low bias.
L	Analyte present. Reported value may be biased low. Actual value is expected to be higher.
N1	See case narrative
Y	Other specific qualifiers were required to properly define the results. Consult case narrative.
**	Analyte is a Tracer compound
M	REMP Result > MDC/CL and < RDL
J	See case narrative for an explanation

N/A indicates that spike recovery limits do not apply when sample concentration exceeds spike conc. by a factor of 4 or more or %RPD not applicable.
^ The Relative Percent Difference (RPD) obtained from the sample duplicate (DUP) is evaluated against the acceptance criteria when the sample is greater than five times (5X) the contract required detection limit (RL). In cases where either the sample or duplicate value is less than 5X the RL, a control limit of +/- the RL is used to evaluate the DUP result.
* Indicates that a Quality Control parameter was not within specifications.
For PS, PSD, and SDILT results, the values listed are the measured amounts, not final concentrations.

Where the analytical method has been performed under NELAP certification, the analysis has met all of the requirements of the NELAC standard unless qualified on the QC Summary.

Radiochemistry
Technical Case Narrative
Santee Cooper
SDG #: 628441

Product: **GFPC, Ra228, Liquid**
Analytical Method: EPA 904.0/SW846 9320 Modified
Analytical Procedure: GL-RAD-A-063 REV# 5
Analytical Batch: 2455718

The following samples were analyzed using the above methods and analytical procedure(s).

GEL Sample ID#	Client Sample Identification
628441001	AF68739
628441002	AF68735
628441003	AF68756
628441004	AF68758
628441005	AF68759
628441006	AF68736
628441007	AF68753
628441008	AF68754
628441009	AF68752
1205453174	Method Blank (MB)
1205453175	628441001(AF68739) Sample Duplicate (DUP)
1205453176	Laboratory Control Sample (LCS)

The samples in this SDG were analyzed on an "as received" basis.

Data Summary:

All sample data provided in this report met the acceptance criteria specified in the analytical methods and procedures for initial calibration, continuing calibration, instrument controls and process controls where applicable, with the following exceptions.

Technical Information

Recounts
Sample 1205453174 (MB) was recounted due to a suspected blank false positive. The recount is reported.

Product: **Lucas Cell, Ra226, Liquid**
Analytical Method: EPA 903.1 Modified
Analytical Procedure: GL-RAD-A-008 REV# 15
Analytical Batch: 2455712

The following samples were analyzed using the above methods and analytical procedure(s).

GEL Sample ID#	Client Sample Identification
628441001	AF68739
628441002	AF68735

628441003	AF68756
628441004	AF68758
628441005	AF68759
628441006	AF68736
628441007	AF68753
628441008	AF68754
628441009	AF68752
1205453160	Method Blank (MB)
1205453161	628343001(NonSDG) Sample Duplicate (DUP)
1205453162	628343001(NonSDG) Matrix Spike (MS)
1205453163	Laboratory Control Sample (LCS)

The samples in this SDG were analyzed on an "as received" basis.

Data Summary:

All sample data provided in this report met the acceptance criteria specified in the analytical methods and procedures for initial calibration, continuing calibration, instrument controls and process controls where applicable, with the following exceptions.

Miscellaneous Information

Additional Comments
The matrix spike, 1205453162 (Non SDG 628343001MS), aliquot was reduced to conserve sample volume.

Certification Statement

Where the analytical method has been performed under NELAP certification, the analysis has met all of the requirements of the NELAC standard unless otherwise noted in the analytical case narrative.

Contract Lab Info: GEL Contract Lab Due Date (Lab Only): 8 / 7 / 23 Send report to lcwillia@santeecooper.com & sjbrown@santeecooper.com

Chain of Custody

628441

santee cooper
Santee Cooper
One Riverwood Drive
Moncks Corner, SC 29461
Phone: (843)761-8000 Ext. 5148
Fax: (843)761-4175

Customer Email/Report Recipient: LCWILLIA @santeecooper.com

Date Results Needed by: ___/___/___

Project/Task/Unit #: 125915 / JM02.09.G01.1 / 36500

Rerun request for any flagged QC (Yes) No

Labworks ID # (Internal use only)	Sample Location/ Description	Collection Date	Collection Time	Sample Collector	Total # of containers	Bottle type: (Glass-G/Plastic-P)	Grab (G) or Composite (C)	Matrix(see below)	Preservative (see below)	Comments • Method # • Reporting limit • Misc. sample info • Any other notes	Analysis Group: RAD 226/228	Analysis Group: TOTAL RAD CALC		
AF68739	WAP-22	7/5/23	1044	WJK ML	2	P	G	GW	2		X	X		
AF68735	WAP-18		0935											
AF68756	WLF-A2-1		1139											
AF68758	WLF-A2-6	7/6/23	0947											
AF68759	WLF-A2-6 DUP		0952											
AF68736	WAP-19		1121											
AF68753	WLF-A1-4	7/6/23	1368											
AF68754	WLF-A1-4 DUP		1313											
AF68752	WLF-A1-3		1409											

Relinquished by:	Employee#	Date	Time	Received by:	Employee #	Date	Time
SJBrown	35594	7/7/23	1019		GEL	7/7/23	1019
Relinquished by:	Employee#	Date	Time	Received by:	Employee #	Date	Time
	GEL	7-7-23	1510		GEL	7/7/23	1810
Relinquished by:	Employee#	Date	Time	Received by:	Employee #	Date	Time

Sample Receiving (Internal Use Only)
TEMP (°C):_____ Initial:_____
Correct pH: Yes No
Preservative Lot#:
Date/Time/Init for preservative:

☐ METALS (all)

☐ Ag	☐ Cu	☐ Sb
☐ Al	☐ Fe	☐ Se
☐ As	☐ K	☐ Sn
☐ B	☐ Li	☐ Sr
☐ Ba	☐ Mg	☐ Ti
☐ Be	☐ Mn	☐ Tl
☐ Ca	☐ Mo	☐ V
☐ Cd	☐ Na	☐ Zn
☐ Co	☐ Ni	☐ Hg
☐ Cr	☐ Pb	☐ CrVI

Nutrients
- ☐ TOC
- ☐ DOC
- ☐ TP/TPO4
- ☐ NH3-N
- ☐ F
- ☐ Cl
- ☐ NO2
- ☐ Br
- ☐ NO3
- ☐ SO4

MISC.
- ☐ BTEX
- ☐ Naphthalene
- ☐ THM/HAA
- ☐ VOC
- ☐ Oil & Grease
- ☐ E. Coli
- ☐ Total Coliform
- ☐ pH
- ☐ Dissolved As
- ☐ Dissolved Fe
- ☐ Rad 226
- ☐ Rad 228
- ☐ PCB

Gypsum
- ☐ **Wallboard Gypsum(*all below*)**
  - ☐ AIM
  - ☐ TOC
  - ☐ Total metals
  - ☐ Soluble Metals
  - ☐ Purity (CaSO4)
  - ☐ % Moisture
  - ☐ Sulfites
  - ☐ pH
  - ☐ Chlorides
  - ☐ Particle Size
- ☐ Sulfur

Coal
- ☐ **Ultimate**
  - ☐ % Moisture
  - ☐ Ash
  - ☐ Sulfur
  - ☐ BTUs
  - ☐ Volatile Matter
  - ☐ CHN
- **Other Tests:**
  - ☐ XRF Scan
  - ☐ HGI
  - ☐ Fineness
  - ☐ Particulate Matter

Flyash
- ☐ Ammonia
- ☐ LOI
- ☐ % Carbon
- ☐ Mineral Analysis
- ☐ Sieve
- ☐ % Moisture

NPDES
- ☐ Oil & Grease
- ☐ As
- ☐ TSS

Oil
- ☐ **Trans. Oil Qual.**
  - ☐ %Moisture
  - ☐ Color
  - ☐ Acidity
  - ☐ Dielectric Strength
  - ☐ IFT
  - ☐ Dissolved Gases
- ☐ **Used Oil**
  - ☐ Flashpoint
  - ☐ Metals in oil (As,Cd,Cr,Ni,Pb Hg)
  - ☐ TX
- ☐ **GOFER**

Matrix Codes: GW-groundwater, DW-drinking water, SW-surface water, WW-waste water, BW-boiler water, L-limestone, Oil-oil, S-Soil, SL-solid, C-coal, G-gypsum, FA-flyash, BA-bottom ash, M-misc (describe in comment section)
Preservative code- 1=<4°C 2=HNO_3 3=H_2SO_4 4-HCl 5=$Na_2S_2O_3$ 6-Other (Specify)

JK

GEL Laboratories LLC

SAMPLE RECEIPT & REVIEW FORM

Client: SOOP

Received By: SNS

SDG/AR/COC/Work Order: 628441

Date Received: 7/7/23

Circle Applicable: FedEx Express FedEx Ground UPS Field Services Courier Other

Carrier and Tracking Number

Cooler 1 - 3°C Cooler 2 - 1°C

Suspected Hazard Information	Yes	No	
			*If Net Counts > 100cpm on samples not marked "radioactive", contact the Radiation Safety Group for further investigation.
A) Shipped as a DOT Hazardous?		X	Hazard Class Shipped: UN#: If UN2910, Is the Radioactive Shipment Survey Compliant? Yes___ No___
B) Did the client designate the samples are to be received as radioactive?		X	COC notation or radioactive stickers on containers equal client designation.
C) Did the RSO classify the samples as radioactive?		X	Maximum Net Counts Observed* (Observed Counts - Area Background Counts): 0 CPM/mR/Hr Classified as: Rad 1 Rad 2 Rad 3
D) Did the client designate samples are hazardous?		X	COC notation or hazard labels on containers equal client designation.
E) Did the RSO identify possible hazards?		X	If D or E is yes, select Hazards below. PCB's Flammable Foreign Soil RCRA Asbestos Beryllium Other:

Sample Receipt Criteria	Yes	NA	No	Comments/Qualifiers (Required for Non-Conforming Items)
1 Shipping containers received intact and sealed?	X			Circle Applicable: Seals broken Damaged container Leaking container Other (describe)
2 Chain of custody documents included with shipment?	X			Circle Applicable: Client contacted and provided COC COC created upon receipt
3 Samples requiring cold preservation within (0 ≤ 6 deg. C)?*	X			Preservation Method: Wet Ice Ice Packs Dry ice None Other: TEMP: See above *all temperatures are recorded in Celsius
4 Daily check performed and passed on IR temperature gun?	X			Temperature Device Serial #: IR1-23 Secondary Temperature Device Serial # (If Applicable):
5 Sample containers intact and sealed?	X			Circle Applicable: Seals broken Damaged container Leaking container Other (describe)
6 Samples requiring chemical preservation at proper pH?				Sample ID's and Containers Affected: If Preservation added, Lot#:
7 Do any samples require Volatile Analysis?			X	If Yes, are Encores or Soil Kits present for solids? Yes___ No___ NA___(If yes, take to VOA Freezer) Do liquid VOA vials contain acid preservation? Yes___ No___ NA___(If unknown, select No) Are liquid VOA vials free of headspace? Yes___ No___ NA___ Sample ID's and containers affected:
8 Samples received within holding time?	X			ID's and tests affected:
9 Sample ID's on COC match ID's on bottles?	X			ID's and containers affected:
10 Date & time on COC match date & time on bottles?	X			Circle Applicable: No dates on containers No times on containers COC missing info Other (describe)
11 Number of containers received match number indicated on COC?	X			Circle Applicable: No container count on COC Other (describe)
12 Are sample containers identifiable as GEL provided by use of GEL labels?	X			
13 COC form is properly signed in relinquished/received sections?	X			Circle Applicable: Not relinquished Other (describe)

Comments (Use Continuation Form if needed):

Sample Custodian Initials: SO Date: 7/10/23 Page ___ of ___

List of current GEL Certifications as of 03 August 2023

State	Certification
Alabama	42200
Alaska	17-018
Alaska Drinking Water	SC00012
Arkansas	88-0651
CLIA	42D0904046
California	2940
Colorado	SC00012
Connecticut	PH-0169
DoD ELAP/ ISO17025 A2LA	2567.01
Florida NELAP	E87156
Foreign Soils Permit	P330-15-00283, P330-15-00253
Georgia	SC00012
Georgia SDWA	967
Hawaii	SC00012
Idaho	SC00012
Illinois NELAP	200029
Indiana	C-SC-01
Kansas NELAP	E-10332
Kentucky SDWA	90129
Kentucky Wastewater	90129
Louisiana Drinking Water	LA024
Louisiana NELAP	03046 (AI33904)
Maine	2019020
Maryland	270
Massachusetts	M-SC012
Massachusetts PFAS Approv	Letter
Michigan	9976
Mississippi	SC00012
Nebraska	NE-OS-26-13
Nevada	SC000122023-4
New Hampshire NELAP	2054
New Jersey NELAP	SC002
New Mexico	SC00012
New York NELAP	11501
North Carolina	233
North Carolina SDWA	45709
North Dakota	R-158
Oklahoma	2022-160
Pennsylvania NELAP	68-00485
Puerto Rico	SC00012
S. Carolina Radiochem	10120002
Sanitation Districts of L	9255651
South Carolina Chemistry	10120001
Tennessee	TN 02934
Texas NELAP	T104704235-22-20
Utah NELAP	SC000122022-37
Vermont	VT87156
Virginia NELAP	460202
Washington	C780

GEL Laboratories LLC
a member of The GEL Group INC

2040 Savage Road | Charleston, SC 29407
843.556.8171
gel.com

October 26, 2023

Ms. Jeanette Gilmetti
Santee Cooper
P.O. Box 2946101
OCO3
Moncks Corner, South Carolina 29461

Re: ABS Lab Analytical
Work Order: 639285

Dear Ms. Gilmetti:

GEL Laboratories, LLC (GEL) appreciates the opportunity to provide the enclosed analytical results for the sample(s) we received on September 29, 2023. This original data report has been prepared and reviewed in accordance with GEL's standard operating procedures.

The samples were delivered with proper chain of custody documentation and signatures. All sample containers arrived without any visible signs of tampering or breakage. There are no additional comments concerning sample receipt.

Test results for NELAP or ISO 17025 accredited tests are verified to meet the requirements of those standards, with any exceptions noted. The results reported relate only to the items tested and to the sample as received by the laboratory. These results may not be reproduced except as full reports without approval by the laboratory. Copies of GEL's accreditations and certifications can be found on our website at www.gel.com.

Our policy is to provide high quality, personalized analytical services to enable you to meet your analytical needs on time every time. We trust that you will find everything in order and to your satisfaction. If you have any questions, please do not hesitate to call me at (843) 556-8171, ext. 4289.

Sincerely,

Jordan Melton

Jordan Melton for
Julie Robinson
Project Manager

Purchase Order: 398684
Enclosures

GEL LABORATORIES LLC
2040 Savage Road Charleston SC 29407 - (843) 556-8171 - www.gel.com

Certificate of Analysis Report
for

SOOP001 Santee Cooper

Client SDG: 639285 GEL Work Order: 639285

The Qualifiers in this report are defined as follows:

* A quality control analyte recovery is outside of specified acceptance criteria

** Analyte is a Tracer compound

** Analytc is a surrogatc compound

U Analyte was analyzed for, but not detected above the MDL, MDA, MDC or LOD.

Where the analytical method has been performed under NELAP certification, the analysis has met all of the requirements of the NELAC standard unless qualified on the Certificate of Analysis.

The designation ND, if present, appears in the result column when the analyte concentration is not detected above the limit as defined in the 'U' qualifier above.

This data report has been prepared and reviewed in accordance with GEL Laboratories LLC standard operating procedures. Please direct any questions to your Project Manager, Julie Robinson.

Reviewed by Jordan Melton

GEL LABORATORIES LLC
2040 Savage Road Charleston SC 29407 - (843) 556-8171 - www.gel.com

Certificate of Analysis

Report Date: October 26, 2023

Company :	Santee Cooper
Address :	P.O. Box 2946101 OCO3 Moncks Corner, South Carolina 29461
Contact:	Ms. Jeanette Gilmetti
Project:	ABS Lab Analytical

Client Sample ID:	AF79064	Project:	SOOP00119
Sample ID:	639285001	Client ID:	SOOP001
Matrix:	GW		
Collect Date:	26-SEP-23 12:13		
Receive Date:	29-SEP-23		
Collector:	Client		

Parameter	Qualifier	Result	Uncertainty	MDC	RL	Units	PF	DF	Analyst	Date	Time	Batch	Method
Rad Gas Flow Proportional Counting													
GFPC, Ra228, Liquid "As Received"													
Radium-228	U	0.698	+/-0.999	1.71	3.00	pCi/L			JE1	10/10/23	1123	2502094	1
Radium-226+Radium-228 Calculation "See Parent Products"													
Radium-226+228 Sum		1.46	+/-1.08			pCi/L			NXL1	10/26/23	1206	2511601	2
Rad Radium-226													
Lucas Cell, Ra226, Liquid "As Received"													
Radium-226		0.763	+/-0.411	0.390	1.00	pCi/L			LXP1	10/26/23	0846	2502095	3

The following Analytical Methods were performed:

Method	Description	Analyst Comments
1	EPA 904.0/SW846 9320 Modified	
2	Calculation	
3	EPA 903.1 Modified	

Surrogate/Tracer Recovery	Test	Result	Nominal	Recovery%	Acceptable Limits
Barium-133 Tracer	GFPC, Ra228, Liquid "As Received"			88.3	(15%-125%)

Notes:
Counting Uncertainty is calculated at the 95% confidence level (1.96-sigma).

Column headers are defined as follows:

DF: Dilution Factor	Lc/LC: Critical Level
DL: Detection Limit	PF: Prep Factor
MDA: Minimum Detectable Activity	RL: Reporting Limit
MDC: Minimum Detectable Concentration	SQL: Sample Quantitation Limit

GEL LABORATORIES LLC
2040 Savage Road Charleston SC 29407 - (843) 556-8171 - www.gel.com

Certificate of Analysis

Report Date: October 26, 2023

Company :	Santee Cooper
Address :	P.O. Box 2946101 OCO3 Moncks Corner, South Carolina 29461
Contact:	Ms. Jeanette Gilmetti
Project:	ABS Lab Analytical

Client Sample ID:	AF79065	Project:	SOOP00119
Sample ID:	639285002	Client ID:	SOOP001
Matrix:	GW		
Collect Date:	27-SEP-23 10:49		
Receive Date:	29-SEP-23		
Collector:	Client		

Parameter	Qualifier	Result	Uncertainty	MDC	RL	Units	PF	DF	Analyst	Date	Time	Batch	Method
Rad Gas Flow Proportional Counting													
GFPC, Ra228, Liquid "As Received"													
Radium-228	U	0.944	+/-1.32	2.25	3.00	pCi/L			JE1	10/10/23	1123	2502094	1
Radium-226+Radium-228 Calculation "See Parent Products"													
Radium-226+228 Sum		4.29	+/-1.62			pCi/L			NXL1	10/26/23	1206	2511601	2
Rad Radium-226													
Lucas Cell, Ra226, Liquid "As Received"													
Radium-226		3.34	+/-0.934	0.605	1.00	pCi/L			LXP1	10/26/23	0846	2502095	3

The following Analytical Methods were performed:

Method	Description	Analyst Comments
1	EPA 904.0/SW846 9320 Modified	
2	Calculation	
3	EPA 903.1 Modified	

Surrogate/Tracer Recovery	Test	Result	Nominal	Recovery%	Acceptable Limits
Barium-133 Tracer	GFPC, Ra228, Liquid "As Received"			84.6	(15%-125%)

Notes:
Counting Uncertainty is calculated at the 95% confidence level (1.96-sigma).

Column headers are defined as follows:

DF: Dilution Factor	Lc/LC: Critical Level
DL: Detection Limit	PF: Prep Factor
MDA: Minimum Detectable Activity	RL: Reporting Limit
MDC: Minimum Detectable Concentration	SQL: Sample Quantitation Limit

GEL LABORATORIES LLC
2040 Savage Road Charleston SC 29407 - (843) 556-8171 - www.gel.com

Certificate of Analysis

Report Date: October 26, 2023

Company :	Santee Cooper
Address :	P.O. Box 2946101 OCO3 Moncks Corner, South Carolina 29461
Contact:	Ms. Jeanette Gilmetti
Project:	ABS Lab Analytical

Client Sample ID:	AF79066	Project:	SOOP00119
Sample ID:	639285003	Client ID:	SOOP001
Matrix:	GW		
Collect Date:	27-SEP-23 10:54		
Receive Date:	29-SEP-23		
Collector:	Client		

Parameter	Qualifier	Result	Uncertainty	MDC	RL	Units	PF	DF	Analyst	Date	Time	Batch	Method
Rad Gas Flow Proportional Counting													
GFPC, Ra228, Liquid "As Received"													
Radium-228	U	1.02	+/-0.710	1.06	3.00	pCi/L			JE1	10/10/23	1123	2502094	1
Radium-226+Radium-228 Calculation "See Parent Products"													
Radium-226+228 Sum		2.44	+/-0.887			pCi/L			NXL1	10/26/23	1206	2511601	2
Rad Radium-226													
Lucas Cell, Ra226, Liquid "As Received"													
Radium-226		1.42	+/-0.531	0.515	1.00	pCi/L			LXP1	10/26/23	0846	2502095	3

The following Analytical Methods were performed:

Method	Description	Analyst Comments
1	EPA 904.0/SW846 9320 Modified	
2	Calculation	
3	EPA 903.1 Modified	

Surrogate/Tracer Recovery	Test	Result	Nominal	Recovery%	Acceptable Limits
Barium-133 Tracer	GFPC, Ra228, Liquid "As Received"			89.6	(15%-125%)

Notes:
Counting Uncertainty is calculated at the 95% confidence level (1.96-sigma).

Column headers are defined as follows:

DF: Dilution Factor	Lc/LC: Critical Level
DL: Detection Limit	PF: Prep Factor
MDA: Minimum Detectable Activity	RL: Reporting Limit
MDC: Minimum Detectable Concentration	SQL: Sample Quantitation Limit

GEL LABORATORIES LLC
2040 Savage Road Charleston SC 29407 - (843) 556-8171 - www.gel.com

Certificate of Analysis

Report Date: October 26, 2023

Company :	Santee Cooper
Address :	P.O. Box 2946101 OCO3 Moncks Corner, South Carolina 29461
Contact:	Ms. Jeanette Gilmetti
Project:	ABS Lab Analytical

Client Sample ID:	AF79067	Project:	SOOP00119
Sample ID:	639285004	Client ID:	SOOP001
Matrix:	GW		
Collect Date:	27-SEP-23 13:19		
Receive Date:	29-SEP-23		
Collector:	Client		

Parameter	Qualifier	Result	Uncertainty	MDC	RL	Units	PF	DF	Analyst	Date	Time	Batch	Method
Rad Gas Flow Proportional Counting													
GFPC, Ra228, Liquid "As Received"													
Radium-228		1.70	+/-0.886	1.25	3.00	pCi/L			JE1	10/10/23	1123	2502094	1
Radium-226+Radium-228 Calculation "See Parent Products"													
Radium-226+228 Sum		3.33	+/-1.03			pCi/L			NXL1	10/26/23	1206	2511601	2
Rad Radium-226													
Lucas Cell, Ra226, Liquid "As Received"													
Radium-226		1.63	+/-0.519	0.313	1.00	pCi/L			LXP1	10/26/23	0846	2502095	3

The following Analytical Methods were performed:

Method	Description	Analyst Comments
1	EPA 904.0/SW846 9320 Modified	
2	Calculation	
3	EPA 903.1 Modified	

Surrogate/Tracer Recovery	Test	Result	Nominal	Recovery%	Acceptable Limits
Barium-133 Tracer	GFPC, Ra228, Liquid "As Received"			85.3	(15%-125%)

Notes:
Counting Uncertainty is calculated at the 95% confidence level (1.96-sigma).

Column headers are defined as follows:

DF: Dilution Factor	Lc/LC: Critical Level
DL: Detection Limit	PF: Prep Factor
MDA: Minimum Detectable Activity	RL: Reporting Limit
MDC: Minimum Detectable Concentration	SQL: Sample Quantitation Limit

QC Summary

Report Date: October 26, 2023

Santee Cooper
P.O. Box 2946101
OCO3
Moncks Corner, South Carolina

Contact: **Ms. Jeanette Gilmetti**

Workorder: **639285**

Parmname	NOM	Sample	Qual	QC	Units	RPD%	REC%	Range	Anlst	Date Time
Rad Gas Flow										
Batch 2502094										
QC1205534749 639285001 DUP										
Radium-228	U	0.698	U	0.830	pCi/L	N/A		N/A	JE1	10/10/23 11:22
	Uncertainty	+/-0.999		+/-0.775						
QC1205534750 LCS										
Radium-228	77.3			77.2	pCi/L		99.8	(75%-125%)		10/10/23 11:23
	Uncertainty			+/-4.08						
QC1205534748 MB										
Radium-228			U	0.205	pCi/L					10/10/23 11:22
	Uncertainty			+/-0.562						
Rad Ra-226										
Batch 2502095										
QC1205534752 639285001 DUP										
Radium-226		0.763		0.770	pCi/L	0.836		(0% - 100%)	LXP1	10/26/23 08:46
	Uncertainty	+/-0.411		+/-0.440						
QC1205534754 LCS										
Radium-226	27.1			32.7	pCi/L		121	(75%-125%)		10/26/23 09:18
	Uncertainty			+/-2.41						
QC1205534751 MB										
Radium-226			U	0.390	pCi/L					10/26/23 08:46
	Uncertainty			+/-0.449						
QC1205534753 639285001 MS										
Radium-226	109	0.763		110	pCi/L		99.6	(75%-125%)		10/26/23 09:18
	Uncertainty	+/-0.411		+/-8.53						

Notes:

Counting Uncertainty is calculated at the 95% confidence level (1.96-sigma).

The Qualifiers in this report are defined as follows:

- U Analyte was analyzed for, but not detected above the MDL, MDA, MDC or LOD.
- J Value is estimated
- X Consult Case Narrative, Data Summary package, or Project Manager concerning this qualifier
- H Analytical holding time was exceeded
- < Result is less than value reported

QC Summary

Workorder: **639285**

Parmname	NOM	Sample	Qual	QC	Units	RPD%	REC%	Range	Anlst	Date	Time

>	Result is greater than value reported
UI	Gamma Spectroscopy--Uncertain identification
BD	Results are either below the MDC or tracer recovery is low
h	Preparation or preservation holding time was exceeded
R	Sample results are rejected
^	RPD of sample and duplicate evaluated using +/-RL. Concentrations are <5X the RL. Qualifier Not Applicable for Radiochemistry.
N/A	RPD or %Recovery limits do not apply.
ND	Analyte concentration is not detected above the detection limit
M	M if above MDC and less than LLD
NJ	Consult Case Narrative, Data Summary package, or Project Manager concerning this qualifier
FA	Failed analysis.
UJ	Gamma Spectroscopy--Uncertain identification
Q	One or more quality control criteria have not been met. Refer to the applicable narrative or DER.
K	Analyte present. Reported value may be biased high. Actual value is expected to be lower.
UL	Not considered detected. The associated number is the reported concentration, which may be inaccurate due to a low bias.
L	Analyte present. Reported value may be biased low. Actual value is expected to be higher.
N1	See case narrative
Y	Other specific qualifiers were required to properly define the results. Consult case narrative.
**	Analyte is a Tracer compound
M	REMP Result > MDC/CL and < RDL
J	See case narrative for an explanation

N/A indicates that spike recovery limits do not apply when sample concentration exceeds spike conc. by a factor of 4 or more or %RPD not applicable.
^ The Relative Percent Difference (RPD) obtained from the sample duplicate (DUP) is evaluated against the acceptance criteria when the sample is greater than five times (5X) the contract required detection limit (RL). In cases where either the sample or duplicate value is less than 5X the RL, a control limit of +/- the RL is used to evaluate the DUP result.
* Indicates that a Quality Control parameter was not within specifications.
For PS, PSD, and SDILT results, the values listed are the measured amounts, not final concentrations.

Where the analytical method has been performed under NELAP certification, the analysis has met all of the requirements of the NELAC standard unless qualified on the QC Summary.

Radiochemistry
Technical Case Narrative
Santee Cooper
SDG #: 639285

Product: **GFPC, Ra228, Liquid**
Analytical Method: EPA 904.0/SW846 9320 Modified
Analytical Procedure: GL-RAD-A-063 REV# 5
Analytical Batch: 2502094

The following samples were analyzed using the above methods and analytical procedure(s).

GEL Sample ID#	Client Sample Identification
639285001	AF79064
639285002	AF79065
639285003	AF79066
639285004	AF79067
1205534748	Method Blank (MB)
1205534749	639285001(AF79064) Sample Duplicate (DUP)
1205534750	Laboratory Control Sample (LCS)

The samples in this SDG were analyzed on an "as received" basis.

Data Summary:

There are no exceptions, anomalies or deviations from the specified methods. All sample data provided in this report met the acceptance criteria specified in the analytical methods and procedures for initial calibration, continuing calibration, instrument controls and process controls where applicable.

Product: **Lucas Cell, Ra226, Liquid**
Analytical Method: EPA 903.1 Modified
Analytical Procedure: GL-RAD-A-008 REV# 15
Analytical Batch: 2502095

The following samples were analyzed using the above methods and analytical procedure(s).

GEL Sample ID#	Client Sample Identification
639285001	AF79064
639285002	AF79065
639285003	AF79066
639285004	AF79067
1205534751	Method Blank (MB)
1205534752	639285001(AF79064) Sample Duplicate (DUP)
1205534753	639285001(AF79064) Matrix Spike (MS)
1205534754	Laboratory Control Sample (LCS)

The samples in this SDG were analyzed on an "as received" basis.

Data Summary:

All sample data provided in this report met the acceptance criteria specified in the analytical methods and procedures for initial calibration, continuing calibration, instrument controls and process controls where applicable, with the following exceptions.

Miscellaneous Information

Additional Comments
The matrix spike, 1205534753 (AF79064MS), aliquot was reduced to conserve sample volume.

Certification Statement

Where the analytical method has been performed under NELAP certification, the analysis has met all of the requirements of the NELAC standard unless otherwise noted in the analytical case narrative.

Contract Lab Info: GEL Contract Lab Due Date (Lab Only): 10 / 9 / 23 Send report to lcwillia@santeecooper.com & sjbrown@santeecooper.com

Chain of Custody

639284
639285

santee cooper
Santee Cooper
One Riverwood Drive
Moncks Corner, SC 29461
Phone: (843)761-8000 Ext. 5148
Fax: (843)761-4175

Customer Email/Report Recipient: LCWILLIA@santeecooper.com

Date Results Needed by: ___/___/___

Project/Task/Unit #: 125915 / JM02.09.G01.1 / 36500

Rerun request for any flagged QC (Yes) No

Analysis Group

Labworks ID # (Internal use only)	Sample Location/ Description	Collection Date	Collection Time	Sample Collector	Total # of containers	Bottle type: (Glass-G/Plastic-P)	Grab (G) or Composite (C)	Matrix(see below)	Preservative (see below)	Comments • Method # • Reporting limit • Misc. sample info • Any other notes	RAD 226/228	TOTAL RAD CALC	F, Cl, SO4	
AF79064	WAP-27	9/26/23	1213	ZDM BSB	3	P	G	GW	2/1		2	X	1	
65	WAP-28	9/27/23	1049											
66	WAP-28 DUP		1054											
67	WAP-29		1319											

Relinquished by:	Employee#	Date	Time	Received by:	Employee #	Date	Time
[signature]	36851	9/29/23	0936	[signature]	GEL	9/29/23	0936
Relinquished by:	Employee#	Date	Time	Received by:	Employee #	Date	Time
[signature]	GEL	9/29/23	1600	[signature]	GEL	9/29/23	1600
Relinquished by:	Employee#	Date	Time	Received by:	Employee #	Date	Time

Sample Receiving (Internal Use Only)
TEMP (°C):_____ Initial:_____
Correct pH: Yes No
Preservative Lot#:
Date/Time/Init for preservative:

☐ **METALS (all)**

☐ Ag	☐ Cu	☐ Sb
☐ Al	☐ Fe	☐ Se
☐ As	☐ K	☐ Sn
☐ B	☐ Li	☐ Sr
☐ Ba	☐ Mg	☐ Ti
☐ Be	☐ Mn	☐ Tl
☐ Ca	☐ Mo	☐ V
☐ Cd	☐ Na	☐ Zn
☐ Co	☐ Ni	☐ Hg
☐ Cr	☐ Pb	☐ CrVI

Nutrients
☐ TOC
☐ DOC
☐ TP/TPO4
☐ NH3-N
☐ F
☐ Cl
☐ NO2
☐ Br
☐ NO3
☐ SO4

MISC.
☐ BTEX
☐ Naphthalene
☐ THM/HAA
☐ VOC
☐ Oil & Grease
☐ E. Coli
☐ Total Coliform
☐ pH
☐ Dissolved As
☐ Dissolved Fe
☐ Rad 226
☐ Rad 228
☐ PCB

Gypsum
☐ Wallboard Gypsum(*all below*)
☐ AIM
☐ TOC
☐ Total metals
☐ Soluble Metals
☐ Purity (CaSO4)
☐ % Moisture
☐ Sulfites
☐ pH
☐ Chlorides
☐ Particle Size
☐ Sulfur

Coal
☐ Ultimate
☐ % Moisture
☐ Ash
☐ Sulfur
☐ BTUs
☐ Volatile Matter
☐ CHN
Other Tests:
☐ XRF Scan
☐ HGI
☐ Fineness
☐ Particulate Matter

Flyash
☐ Ammonia
☐ LOI
☐ % Carbon
☐ Mineral Analysis
☐ Sieve
☐ % Moisture

NPDES
☐ Oil & Grease
☐ As
☐ TSS

Oil
☐ Trans. Oil Qual.
☐ %Moisture
☐ Color
☐ Acidity
☐ Dielectric Strength
☐ IFT
☐ Dissolved Gases
☐ Used Oil
☐ Flashpoint
☐ Metals in oil (As,Cd,Cr,Ni,Pb Hg)
☐ TX
☐ GOFER

Matrix codes: GW-groundwater, DW-drinking water, SW-surface water, WW-waste water, BW-boiler water, L-limestone, Oil-oil, S-Soil, SL-solid, C-coal, G-gypsum, FA-flyash, BA-bottom ash, M-misc (describe in comment section)
Preservative codes 1=ice 2=HNO_3 3=H_2SO_4 4-HCl 5=$Na_2S_2O_3$ 6-Other (Specify)

GEL Laboratories LLC

SAMPLE RECEIPT & REVIEW FORM

Client: SCOP	SDG/AR/COC/Work Order: 639284 / 639285
Received By: QG	Date Received: 9/29/23
Carrier and Tracking Number	Circle Applicable: FedEx Express FedEx Ground UPS Field Services Courier Other n/a

Suspected Hazard Information	Yes	No	
			*If Net Counts > 100cpm on samples not marked "radioactive", contact the Radiation Safety Group for further investigation.
A)Shipped as a DOT Hazardous?		✓	Hazard Class Shipped: UN#: If UN2910, Is the Radioactive Shipment Survey Compliant? Yes___ No___
B) Did the client designate the samples are to be received as radioactive?		✓	COC notation or radioactive stickers on containers equal client designation.
C) Did the RSO classify the samples as radioactive?		✓	Maximum Net Counts Observed* (Observed Counts - Area Background Counts): 0 CPM / mR/Hr Classified as: Rad 1 Rad 2 Rad 3
D) Did the client designate samples are hazardous?		✓	COC notation or hazard labels on containers equal client designation.
E) Did the RSO identify possible hazards?		✓	If D or E is yes, select Hazards below. PCB's Flammable Foreign Soil RCRA Asbestos Beryllium Other:

	Sample Receipt Criteria	Yes	NA	No	Comments/Qualifiers (Required for Non-Conforming Items)
1	Shipping containers received intact and sealed?	✓			Circle Applicable: Seals broken Damaged container Leaking container Other (describe)
2	Chain of custody documents included with shipment?	✓			Circle Applicable: Client contacted and provided COC COC created upon receipt
3	Samples requiring cold preservation within (0 ≤ 6 deg. C)?*	✓			Preservation Method: Wet Ice Ice Packs Dry ice None Other: *all temperatures are recorded in Celsius TEMP: 3°C
4	Daily check performed and passed on IR temperature gun?	✓			Temperature Device Serial #: IR1-23 Secondary Temperature Device Serial # (If Applicable):
5	Sample containers intact and sealed?	✓			Circle Applicable: Seals broken Damaged container Leaking container Other (describe)
6	Samples requiring chemical preservation at proper pH?	✓			Sample ID's and Containers Affected: If Preservation added, Lot#:
7	Do any samples require Volatile Analysis?				If Yes, are Encores or Soil Kits present for solids? Yes___ No___ NA___(If yes, take to VOA Freezer) Do liquid VOA vials contain acid preservation? Yes___ No___ NA___(If unknown, select No) Are liquid VOA vials free of headspace? Yes___ No___ NA___ Sample ID's and containers affected:
8	Samples received within holding time?	✓			ID's and tests affected:
9	Sample ID's on COC match ID's on bottles?	✓			ID's and containers affected:
10	Date & time on COC match date & time on bottles?	✓			Circle Applicable: No dates on containers No times on containers COC missing info Other (describe)
11	Number of containers received match number indicated on COC?	✓			Circle Applicable: No container count on COC Other (describe)
12	Are sample containers identifiable as GEL provided by use of GEL labels?	✓			
13	COC form is properly signed in relinquished/received sections?	✓			Circle Applicable: Not relinquished Other (describe)

Comments (Use Continuation Form if needed):

PM (or PMA) review: Initials JW Date 9/30/23 Page 1 of 1

GL-CHL-SR-001 Rev 7

List of current GEL Certifications as of 26 October 2023

State	Certification
Alabama	42200
Alaska	17-018
Alaska Drinking Water	SC00012
Arkansas	88-00651
CLIA	42D0904046
California	2940
Colorado	SC00012
Connecticut	PH-0169
DoD ELAP/ ISO17025 A2LA	2567.01
Florida NELAP	E87156
Foreign Soils Permit	P330-15-00283, P330-15-00253
Georgia	SC00012
Georgia SDWA	967
Hawaii	SC00012
Idaho	SC00012
Illinois NELAP	200029
Indiana	C-SC-01
Kansas NELAP	E-10332
Kentucky SDWA	KY90129
Kentucky Wastewater	KY90129
Louisiana Drinking Water	LA024
Louisiana NELAP	03046 (AI33904)
Maine	2023019
Maryland	270
Massachusetts	M-SC012
Massachusetts PFAS Approv	Letter
Michigan	9976
Mississippi	SC00012
Nebraska	NE-OS-26-13
Nevada	SC000122024-04
New Hampshire NELAP	2054
New Jersey NELAP	SC002
New Mexico	SC00012
New York NELAP	11501
North Carolina	233
North Carolina SDWA	45709
North Dakota	R-158
Oklahoma	2023-152
Pennsylvania NELAP	68-00485
Puerto Rico	SC00012
S. Carolina Radiochem	10120002
Sanitation Districts of L	9255651
South Carolina Chemistry	10120001
Tennessee	TN 02934
Texas NELAP	T104704235-23-21
Utah NELAP	SC000122022-37
Vermont	VT87156
Virginia NELAP	460202
Washington	C780

eurofins | Environment Testing

1 2 3 4 5 6 7 8 9 10 11 12 13 14

ANALYTICAL REPORT

PREPARED FOR

Attn: Linda Williams
South Carolina Public Service Authority
Santee Cooper
PO BOX 2946101
Moncks Corner, South Carolina 29461-2901

Generated 7/14/2023 2:17:57 PM

JOB DESCRIPTION

125915/JM02.08.G01.1/36500

JOB NUMBER

680-237587-1

Eurofins Savannah
5102 LaRoche Avenue
Savannah GA 31404

See page two for job notes and contact information.

myEOL

Job Notes

This report may not be reproduced except in full, and with written approval from the laboratory. The results relate only to the samples tested. For questions please contact the Project Manager at the e-mail address or telephone number listed on this page.

The test results in this report relate only to the samples as received by the laboratory and will meet all requirements of the methodology, with any exceptions noted. This report shall not be reproduced except in full, without the express written approval of the laboratory. All questions should be directed to the Eurofins Environment Testing Southeast, LLC Project Manager.

Authorization



Generated
7/14/2023 2:17:57 PM

Authorized for release by
Jerry Lanier, Project Manager I
Jerry.Lanier@et.eurofinsus.com
(912)250-0281

Table of Contents

Cover Page 1
Table of Contents 3
Case Narrative 4
Sample Summary 5
Method Summary 6
Definitions 7
Detection Summary 8
Client Sample Results 9
QC Sample Results 18
QC Association 19
Chronicle 20
Chain of Custody 22
Receipt Checklists 23
Certification Summary 24

Client: South Carolina Public Service Authority
Project/Site: 125915/JM02.08.G01.1/36500

Job ID: 680-237587-1

Job ID: 680-237587-1

Laboratory: Eurofins Savannah

Narrative

Job Narrative
680-237587-1

Receipt
The samples were received on 7/12/2023 10:03 AM. Unless otherwise noted below, the samples arrived in good condition, and, where required, properly preserved and on ice. The temperature of the cooler at receipt time was 24.4°C

Metals
No additional analytical or quality issues were noted, other than those described above or in the Definitions/ Glossary page.

Sample Summary

Client: South Carolina Public Service Authority
Project/Site: 125915/JM02.08.G01.1/36500

Job ID: 680-237587-1

Lab Sample ID	Client Sample ID	Matrix	Collected	Received
680-237587-1	AF68758	GW	07/06/23 09:47	07/12/23 10:03
680-237587-2	AF68759	GW	07/06/23 09:52	07/12/23 10:03
680-237587-3	AF68736	GW	07/06/23 11:21	07/12/23 10:03
680-237587-4	AF68753	GW	07/06/23 13:08	07/12/23 10:03
680-237587-5	AF68754	GW	07/06/23 13:13	07/12/23 10:03
680-237587-6	AF68752	GW	07/06/23 14:09	07/12/23 10:03
680-237587-7	AF68739	GW	07/05/23 10:44	07/12/23 10:03
680-237587-8	AF68755	GW	07/05/23 09:35	07/12/23 10:03
680-237587-9	AF68756	GW	07/05/23 11:39	07/12/23 10:03

Method Summary

Client: South Carolina Public Service Authority
Project/Site: 125915/JM02.08.G01.1/36500

Job ID: 680-237587-1

Method	Method Description	Protocol	Laboratory
7470A	Mercury (CVAA)	SW846	EET SAV
7470A	Preparation, Mercury	SW846	EET SAV

Protocol References:

SW846 = "Test Methods For Evaluating Solid Waste, Physical/Chemical Methods", Third Edition, November 1986 And Its Updates.

Laboratory References:

EET SAV = Eurofins Savannah, 5102 LaRoche Avenue, Savannah, GA 31404, TEL (912)354-7858

Client: South Carolina Public Service Authority
Project/Site: 125915/JM02.08.G01.1/36500

Job ID: 680-237587-1

Qualifiers

Metals

Qualifier	Qualifier Description
U	Indicates the analyte was analyzed for but not detected.

Glossary

Abbreviation	These commonly used abbreviations may or may not be present in this report.
¤	Listed under the "D" column to designate that the result is reported on a dry weight basis
%R	Percent Recovery
CFL	Contains Free Liquid
CFU	Colony Forming Unit
CNF	Contains No Free Liquid
DER	Duplicate Error Ratio (normalized absolute difference)
Dil Fac	Dilution Factor
DL	Detection Limit (DoD/DOE)
DL, RA, RE, IN	Indicates a Dilution, Re-analysis, Re-extraction, or additional Initial metals/anion analysis of the sample
DLC	Decision Level Concentration (Radiochemistry)
EDL	Estimated Detection Limit (Dioxin)
LOD	Limit of Detection (DoD/DOE)
LOQ	Limit of Quantitation (DoD/DOE)
MCL	EPA recommended "Maximum Contaminant Level"
MDA	Minimum Detectable Activity (Radiochemistry)
MDC	Minimum Detectable Concentration (Radiochemistry)
MDL	Method Detection Limit
ML	Minimum Level (Dioxin)
MPN	Most Probable Number
MQL	Method Quantitation Limit
NC	Not Calculated
ND	Not Detected at the reporting limit (or MDL or EDL if shown)
NEG	Negative / Absent
POS	Positive / Present
PQL	Practical Quantitation Limit
PRES	Presumptive
QC	Quality Control
RER	Relative Error Ratio (Radiochemistry)
RL	Reporting Limit or Requested Limit (Radiochemistry)
RPD	Relative Percent Difference, a measure of the relative difference between two points
TEF	Toxicity Equivalent Factor (Dioxin)
TEQ	Toxicity Equivalent Quotient (Dioxin)
TNTC	Too Numerous To Count

Detection Summary

Client: South Carolina Public Service Authority
Job ID: 680-237587-1
Project/Site: 125915/JM02.08.G01.1/36500

Client Sample ID: AF68758 **Lab Sample ID: 680-237587-1**

No Detections.

Client Sample ID: AF68759 **Lab Sample ID: 680-237587-2**

No Detections.

Client Sample ID: AF68736 **Lab Sample ID: 680-237587-3**

No Detections.

Client Sample ID: AF68753 **Lab Sample ID: 680-237587-4**

No Detections.

Client Sample ID: AF68754 **Lab Sample ID: 680-237587-5**

No Detections.

Client Sample ID: AF68752 **Lab Sample ID: 680-237587-6**

No Detections.

Client Sample ID: AF68739 **Lab Sample ID: 680-237587-7**

No Detections.

Client Sample ID: AF68755 **Lab Sample ID: 680-237587-8**

No Detections.

Client Sample ID: AF68756 **Lab Sample ID: 680-237587-9**

No Detections.

This Detection Summary does not include radiochemical test results.

Client: South Carolina Public Service Authority
Project/Site: 125915/JM02.08.G01.1/36500

Job ID: 680-237587-1

Client Sample ID: AF68758
Date Collected: 07/06/23 09:47
Date Received: 07/12/23 10:03

Lab Sample ID: 680-237587-1
Matrix: GW

Method: SW846 7470A - Mercury (CVAA)

Analyte	Result	Qualifier	RL	MDL	Unit	D	Prepared	Analyzed	Dil Fac
Mercury	0.200	U	0.200		ug/L		07/14/23 08:42	07/14/23 14:32	1

Client: South Carolina Public Service Authority
Project/Site: 125915/JM02.08.G01.1/36500

Job ID: 680-237587-1

Client Sample ID: AF68759
Date Collected: 07/06/23 09:52
Date Received: 07/12/23 10:03

Lab Sample ID: 680-237587-2
Matrix: GW

Method: SW846 7470A - Mercury (CVAA)

Analyte	Result	Qualifier	RL	MDL	Unit	D	Prepared	Analyzed	Dil Fac
Mercury	0.200	U	0.200		ug/L		07/14/23 08:42	07/14/23 14:37	1

Client: South Carolina Public Service Authority
Project/Site: 125915/JM02.08.G01.1/36500

Job ID: 680-237587-1

Client Sample ID: AF68736
Date Collected: 07/06/23 11:21
Date Received: 07/12/23 10:03

Lab Sample ID: 680-237587-3
Matrix: GW

Method: SW846 7470A - Mercury (CVAA)

Analyte	Result	Qualifier	RL	MDL	Unit	D	Prepared	Analyzed	Dil Fac
Mercury	0.200	U	0.200		ug/L		07/14/23 08:42	07/14/23 14:38	1

Client: South Carolina Public Service Authority
Project/Site: 125915/JM02.08.G01.1/36500

Job ID: 680-237587-1

Client Sample ID: AF68753
Date Collected: 07/06/23 13:08
Date Received: 07/12/23 10:03

Lab Sample ID: 680-237587-4
Matrix: GW

Method: SW846 7470A - Mercury (CVAA)

Analyte	Result	Qualifier	RL	MDL	Unit	D	Prepared	Analyzed	Dil Fac
Mercury	0.200	U	0.200		ug/L		07/14/23 08:42	07/14/23 14:40	1

Client: South Carolina Public Service Authority
Project/Site: 125915/JM02.08.G01.1/36500

Job ID: 680-237587-1

Client Sample ID: AF68754
Date Collected: 07/06/23 13:13
Date Received: 07/12/23 10:03

Lab Sample ID: 680-237587-5
Matrix: GW

Method: SW846 7470A - Mercury (CVAA)

Analyte	Result	Qualifier	RL	MDL	Unit	D	Prepared	Analyzed	Dil Fac
Mercury	0.200	U	0.200		ug/L		07/14/23 08:42	07/14/23 14:41	1

Client: South Carolina Public Service Authority
Project/Site: 125915/JM02.08.G01.1/36500

Job ID: 680-237587-1

Client Sample ID: AF68752
Date Collected: 07/06/23 14:09
Date Received: 07/12/23 10:03

Lab Sample ID: 680-237587-6
Matrix: GW

Method: SW846 7470A - Mercury (CVAA)

Analyte	Result	Qualifier	RL	MDL	Unit	D	Prepared	Analyzed	Dil Fac
Mercury	0.200	U	0.200		ug/L		07/14/23 08:42	07/14/23 14:43	1

Client: South Carolina Public Service Authority
Project/Site: 125915/JM02.08.G01.1/36500

Job ID: 680-237587-1

Client Sample ID: AF68739
Date Collected: 07/05/23 10:44
Date Received: 07/12/23 10:03

Lab Sample ID: 680-237587-7
Matrix: GW

Method: SW846 7470A - Mercury (CVAA)

Analyte	Result	Qualifier	RL	MDL	Unit	D	Prepared	Analyzed	Dil Fac
Mercury	0.200	U	0.200		ug/L		07/14/23 08:42	07/14/23 14:48	1

Client: South Carolina Public Service Authority
Project/Site: 125915/JM02.08.G01.1/36500

Job ID: 680-237587-1

Client Sample ID: AF68755
Date Collected: 07/05/23 09:35
Date Received: 07/12/23 10:03

Lab Sample ID: 680-237587-8
Matrix: GW

Method: SW846 7470A - Mercury (CVAA)

Analyte	Result	Qualifier	RL	MDL	Unit	D	Prepared	Analyzed	Dil Fac
Mercury	0.200	U	0.200		ug/L		07/14/23 08:42	07/14/23 14:49	1

Client: South Carolina Public Service Authority
Project/Site: 125915/JM02.08.G01.1/36500

Job ID: 680-237587-1

Client Sample ID: AF68756
Date Collected: 07/05/23 11:39
Date Received: 07/12/23 10:03

Lab Sample ID: 680-237587-9
Matrix: GW

Method: SW846 7470A - Mercury (CVAA)

Analyte	Result	Qualifier	RL	MDL	Unit	D	Prepared	Analyzed	Dil Fac
Mercury	0.200	U	0.200		ug/L		07/14/23 08:42	07/14/23 14:51	1

Method: 7470A - Mercury (CVAA)

Lab Sample ID: MB 680-788246/1-A
Matrix: Water
Analysis Batch: 788395

Client Sample ID: Method Blank
Prep Type: Total/NA
Prep Batch: 788246

Analyte	MB Result	MB Qualifier	RL	MDL	Unit	D	Prepared	Analyzed	Dil Fac
Mercury	0.200	U	0.200		ug/L		07/14/23 08:42	07/14/23 14:29	1

Lab Sample ID: LCS 680-788246/2-A
Matrix: Water
Analysis Batch: 788395

Client Sample ID: Lab Control Sample
Prep Type: Total/NA
Prep Batch: 788246

Analyte			Spike Added	LCS Result	LCS Qualifier	Unit	D	%Rec	%Rec Limits		
Mercury			2.50	2.658		ug/L		106	80 - 120		

Lab Sample ID: 680-237587-1 MS
Matrix: GW
Analysis Batch: 788395

Client Sample ID: AF68758
Prep Type: Total/NA
Prep Batch: 788246

Analyte	Sample Result	Sample Qualifier	Spike Added	MS Result	MS Qualifier	Unit	D	%Rec	%Rec Limits		
Mercury	0.200	U	1.00	1.036		ug/L		104	80 - 120		

Lab Sample ID: 680-237587-1 MSD
Matrix: GW
Analysis Batch: 788395

Client Sample ID: AF68758
Prep Type: Total/NA
Prep Batch: 788246

Analyte	Sample Result	Sample Qualifier	Spike Added	MSD Result	MSD Qualifier	Unit	D	%Rec	%Rec Limits	RPD	RPD Limit
Mercury	0.200	U	1.00	1.022		ug/L		102	80 - 120	1	20

Metals

Prep Batch: 788246

Lab Sample ID	Client Sample ID	Prep Type	Matrix	Method	Prep Batch
680-237587-1	AF68758	Total/NA	GW	7470A	
680-237587-2	AF68759	Total/NA	GW	7470A	
680-237587-3	AF68736	Total/NA	GW	7470A	
680-237587-4	AF68753	Total/NA	GW	7470A	
680-237587-5	AF68754	Total/NA	GW	7470A	
680-237587-6	AF68752	Total/NA	GW	7470A	
680-237587-7	AF68739	Total/NA	GW	7470A	
680-237587-8	AF68755	Total/NA	GW	7470A	
680-237587-9	AF68756	Total/NA	GW	7470A	
MB 680-788246/1-A	Method Blank	Total/NA	Water	7470A	
LCS 680-788246/2-A	Lab Control Sample	Total/NA	Water	7470A	
680-237587-1 MS	AF68758	Total/NA	GW	7470A	
680-237587-1 MSD	AF68758	Total/NA	GW	7470A	

Analysis Batch: 788395

Lab Sample ID	Client Sample ID	Prep Type	Matrix	Method	Prep Batch
680-237587-1	AF68758	Total/NA	GW	7470A	788246
680-237587-2	AF68759	Total/NA	GW	7470A	788246
680-237587-3	AF68736	Total/NA	GW	7470A	788246
680-237587-4	AF68753	Total/NA	GW	7470A	788246
680-237587-5	AF68754	Total/NA	GW	7470A	788246
680-237587-6	AF68752	Total/NA	GW	7470A	788246
680-237587-7	AF68739	Total/NA	GW	7470A	788246
680-237587-8	AF68755	Total/NA	GW	7470A	788246
680-237587-9	AF68756	Total/NA	GW	7470A	788246
MB 680-788246/1-A	Method Blank	Total/NA	Water	7470A	788246
LCS 680-788246/2-A	Lab Control Sample	Total/NA	Water	7470A	788246
680-237587-1 MS	AF68758	Total/NA	GW	7470A	788246
680-237587-1 MSD	AF68758	Total/NA	GW	7470A	788246

Lab Chronicle

Client: South Carolina Public Service Authority
Project/Site: 125915/JM02.08.G01.1/36500

Job ID: 680-237587-1

Client Sample ID: AF68758
Date Collected: 07/06/23 09:47
Date Received: 07/12/23 10:03

Lab Sample ID: 680-237587-1
Matrix: GW

Prep Type	Batch Type	Batch Method	Run	Dilution Factor	Batch Number	Analyst	Lab	Prepared or Analyzed
Total/NA	Prep	7470A			788246	DW	EET SAV	07/14/23 08:42
Total/NA	Analysis	7470A		1	788395	BCB	EET SAV	07/14/23 14:32

Client Sample ID: AF68759
Date Collected: 07/06/23 09:52
Date Received: 07/12/23 10:03

Lab Sample ID: 680-237587-2
Matrix: GW

Prep Type	Batch Type	Batch Method	Run	Dilution Factor	Batch Number	Analyst	Lab	Prepared or Analyzed
Total/NA	Prep	7470A			788246	DW	EET SAV	07/14/23 08:42
Total/NA	Analysis	7470A		1	788395	BCB	EET SAV	07/14/23 14:37

Client Sample ID: AF68736
Date Collected: 07/06/23 11:21
Date Received: 07/12/23 10:03

Lab Sample ID: 680-237587-3
Matrix: GW

Prep Type	Batch Type	Batch Method	Run	Dilution Factor	Batch Number	Analyst	Lab	Prepared or Analyzed
Total/NA	Prep	7470A			788246	DW	EET SAV	07/14/23 08:42
Total/NA	Analysis	7470A		1	788395	BCB	EET SAV	07/14/23 14:38

Client Sample ID: AF68753
Date Collected: 07/06/23 13:08
Date Received: 07/12/23 10:03

Lab Sample ID: 680-237587-4
Matrix: GW

Prep Type	Batch Type	Batch Method	Run	Dilution Factor	Batch Number	Analyst	Lab	Prepared or Analyzed
Total/NA	Prep	7470A			788246	DW	EET SAV	07/14/23 08:42
Total/NA	Analysis	7470A		1	788395	BCB	EET SAV	07/14/23 14:40

Client Sample ID: AF68754
Date Collected: 07/06/23 13:13
Date Received: 07/12/23 10:03

Lab Sample ID: 680-237587-5
Matrix: GW

Prep Type	Batch Type	Batch Method	Run	Dilution Factor	Batch Number	Analyst	Lab	Prepared or Analyzed
Total/NA	Prep	7470A			788246	DW	EET SAV	07/14/23 08:42
Total/NA	Analysis	7470A		1	788395	BCB	EET SAV	07/14/23 14:41

Client Sample ID: AF68752
Date Collected: 07/06/23 14:09
Date Received: 07/12/23 10:03

Lab Sample ID: 680-237587-6
Matrix: GW

Prep Type	Batch Type	Batch Method	Run	Dilution Factor	Batch Number	Analyst	Lab	Prepared or Analyzed
Total/NA	Prep	7470A			788246	DW	EET SAV	07/14/23 08:42
Total/NA	Analysis	7470A		1	788395	BCB	EET SAV	07/14/23 14:43

Lab Chronicle

Client: South Carolina Public Service Authority
Project/Site: 125915/JM02.08.G01.1/36500

Job ID: 680-237587-1

Client Sample ID: AF68739

Lab Sample ID: 680-237587-7

Date Collected: 07/05/23 10:44

Matrix: GW

Date Received: 07/12/23 10:03

Prep Type	Batch Type	Batch Method	Run	Dilution Factor	Batch Number	Analyst	Lab	Prepared or Analyzed
Total/NA	Prep	7470A			788246	DW	EET SAV	07/14/23 08:42
Total/NA	Analysis	7470A		1	788395	BCB	EET SAV	07/14/23 14:48

Client Sample ID: AF68755

Lab Sample ID: 680-237587-8

Date Collected: 07/05/23 09:35

Matrix: GW

Date Received: 07/12/23 10:03

Prep Type	Batch Type	Batch Method	Run	Dilution Factor	Batch Number	Analyst	Lab	Prepared or Analyzed
Total/NA	Prep	7470A			788246	DW	EET SAV	07/14/23 08:42
Total/NA	Analysis	7470A		1	788395	BCB	EET SAV	07/14/23 14:49

Client Sample ID: AF68756

Lab Sample ID: 680-237587-9

Date Collected: 07/05/23 11:39

Matrix: GW

Date Received: 07/12/23 10:03

Prep Type	Batch Type	Batch Method	Run	Dilution Factor	Batch Number	Analyst	Lab	Prepared or Analyzed
Total/NA	Prep	7470A			788246	DW	EET SAV	07/14/23 08:42
Total/NA	Analysis	7470A		1	788395	BCB	EET SAV	07/14/23 14:51

Laboratory References:

EET SAV = Eurofins Savannah, 5102 LaRoche Avenue, Savannah, GA 31404, TEL (912)354-7858

Contract Lab Info. TA-SAV Contract Lab Due Date (Lab Only). 7 / 21 / 23 Send report to lcwillia@santeecooper.com & sjbrown@santeecooper.com

Chain of Custody

santee cooper
Santee Cooper
One Riverwood Drive
Moncks Corner, SC 29461
Phone: (843)761-8000 Ext. 5148
Fax: (843)761-4175

Customer Email/Report Recipient: LCWILLIA @santeecooper.com

Date Results Needed by: ___/___/___

Project/Task/Unit #: 125915 / JM02.08.601.1 / 36500

Rerun request for any flagged QC (Yes) No

Analysis Group

Labworks ID # (Internal use only)	Sample Location/ Description	Collection Date	Collection Time	Sample Collector	Total # of containers	Bottle type: (Glass-G/Plastic-P)	Grab (G) or Composite (C)	Matrix(see below)	Preservative (see below)	Comments • Method # • Reporting limit • Misc. sample info • Any other notes	Hg			
AF68758	WLF-A2-6	7/6/23	0947	WJK ML	1	P	G	GW	2	-470 RL<0	X			
59	WLF-A2-6 DUP		0952											
36	WAP-19		1121											
AF68753	WLF-A1-4		1308											
54	WLF-A1-4 DUP		1313											
52	WLF-A1-3		1409											
AF68739	WAP-22	7/5/23	1044											
AF68735	WAP-18		0935											
56	WLF-A2-1		1139											
										24.3 / 24.4				

Relinquished by:	Employee#	Date	Time	Received by:	Employee #	Date	Time
BJBrown	35594	7/11/23	1200			07/12/23	10:13
Relinquished by:	Employee#	Date	Time	Received by:	Employee #	Date	Time
Relinquished by:	Employee#	Date	Time	Received by:	Employee #	Date	Time

Sample Receiving (Internal Use Only)
TEMP (°C):_____ Initial:_____
Correct pH: Yes No
Preservative Lot#:
Date/Time/Init for preservative:

☐ METALS (all)

☐ Ag	☐ Cu	☐ Sb
☐ Al	☐ Fe	☐ Se
☐ As	☐ K	☐ Sn
☐ B	☐ Li	☐ Sr
☐ Ba	☐ Mg	☐ Ti
☐ Be	☐ Mn	☐ Tl
☐ Ca	☐ Mo	☐ V
☐ Cd	☐ Na	☐ Zn
☐ Co	☐ Ni	☐ Hg
☐ Cr	☐ Pb	☐ CrVI

Nutrients
☐ TOC
☐ DOC
☐ TP/TPO4
☐ NH3-N
☐ F
☐ Cl
☐ NO2
☐ Br
☐ NO3
☐ SO4

MISC.
☐ BTEX
☐ Naphthalene
☐ THM/HAA
☐ VOC
☐ Oil & Grease
☐ E. Coli
☐ Total Coliform
☐ pH
☐ Dissolved As
☐ Dissolved Fe
☐ Rad 226
☐ Rad 228
☐ PCB

Gypsum
☐ Wallboard Gypsum(*all below*)
☐ AIM
☐ TOC
☐ Total metals
☐ Soluble Metals
☐ Purity (CaSO4)
☐ % Moisture
☐ Sulfites
☐ pH
☐ Chlorid
☐ Particl
☐ Sulfur

Coal
☐ Ultimate
☐ % Moisture
☐ Ash
☐ Sulfur
☐ BTUs
☐ Volatile Matter
☐ CHN
Other Tests:
☐ XRF Scan
☐ HGI

Flyash
☐ Ammonia
☐ LOI
☐ % Carbon
☐ Mineral Analysis
☐ Sieve
☐ % Moisture

NPDES

Oil
☐ Trans. Oil Qual.
☐ %Moisture
☐ Color
☐ Acidity
☐ Dielectric Strength
☐ IFT
☐ Dissolved Gases
☐ Used Oil
☐ Flashpoint
☐ Metals in oil (As,Cd,Cr,Ni,Pb Hg)
☐ TX
☐ GOFER

680-237587 Chain of Custody

Matrix codes: GW-groundwater, DW-drinking water, SW-surface water, WW-waste water, BW-boiler water, L-limestone, Oil-oil, S-Soil, SL-solid, C-coal, G-gypsum, FA-flyash, BA-bottom ash, M-misc (describe in comment section)
Preservative code- 1=<4°C 2=HNO_3 3=H_2SO_4 4-HCl 5=$Na_2S_2O_3$ 6-Other (Specify)

Login Sample Receipt Checklist

Client: South Carolina Public Service Authority

Job Number: 680-237587-1

Login Number: 237587

List Source: Eurofins Savannah

List Number: 1

Creator: Padayao, Abigail

Question	Answer	Comment
Radioactivity wasn't checked or is </= background as measured by a survey meter.	N/A	
The cooler's custody seal, if present, is intact.	True	
Sample custody seals, if present, are intact.	True	
The cooler or samples do not appear to have been compromised or tampered with.	True	
Samples were received on ice.	False	Thermal preservation not required.
Cooler Temperature is acceptable.	True	
Cooler Temperature is recorded.	True	
COC is present.	True	
COC is filled out in ink and legible.	True	
COC is filled out with all pertinent information.	True	
Is the Field Sampler's name present on COC?	True	
There are no discrepancies between the containers received and the COC.	True	
Samples are received within Holding Time (excluding tests with immediate HTs)	True	
Sample containers have legible labels.	True	
Containers are not broken or leaking.	True	
Sample collection date/times are provided.	True	
Appropriate sample containers are used.	True	
Sample bottles are completely filled.	True	
Sample Preservation Verified.	True	
There is sufficient vol. for all requested analyses, incl. any requested MS/MSDs	True	
Containers requiring zero headspace have no headspace or bubble is <6mm (1/4").	True	
Multiphasic samples are not present.	True	
Samples do not require splitting or compositing.	True	
Residual Chlorine Checked.	N/A	

Accreditation/Certification Summary

Client: South Carolina Public Service Authority
Job ID: 680-237587-1
Project/Site: 125915/JM02.08.G01.1/36500

Laboratory: Eurofins Savannah

The accreditations/certifications listed below are applicable to this report.

Authority	Program	Identification Number	Expiration Date
South Carolina	State	98001	06-30-23 *

* Accreditation/Certification renewal pending - accreditation/certification considered valid.

eurofins | Environment Testing

1 2 3 4 5 6 7 8 9 10 11 12 13 14

ANALYTICAL REPORT

PREPARED FOR

Attn: Linda Williams
South Carolina Public Service Authority
Santee Cooper
PO BOX 2946101
Moncks Corner, South Carolina 29461-2901

Generated 10/6/2023 1:08:33 PM

JOB DESCRIPTION

125915/JM02.09.G01.1/36500

JOB NUMBER

680-241003-1

Eurofins Savannah
5102 LaRoche Avenue
Savannah GA 31404

See page two for job notes and contact information.

my EOL

Job Notes

This report may not be reproduced except in full, and with written approval from the laboratory. The results relate only to the samples tested. For questions please contact the Project Manager at the e-mail address or telephone number listed on this page.

The test results in this report relate only to the samples as received by the laboratory and will meet all requirements of the methodology, with any exceptions noted. This report shall not be reproduced except in full, without the express written approval of the laboratory. All questions should be directed to the Eurofins Environment Testing Southeast, LLC Project Manager.

Authorization



Generated
10/6/2023 1:08:33 PM

Authorized for release by
Jerry Lanier, Project Manager I
Jerry.Lanier@et.eurofinsus.com
(912)250-0281

Table of Contents

Cover Page 1
Table of Contents 3
Case Narrative 4
Sample Summary 5
Method Summary 6
Definitions 7
Detection Summary 8
Client Sample Results 9
QC Sample Results 13
QC Association 14
Chronicle 15
Chain of Custody 16
Receipt Checklists 17
Certification Summary 18

Job ID: 680-241003-1

Laboratory: Eurofins Savannah

Narrative

Job Narrative
680-241003-1

Analytical test results meet all requirements of the associated regulatory program listed on the Accreditation/Certification Summary Page unless otherwise noted under the individual analysis. Data qualifiers are applied to indicate exceptions. Noncompliant quality control (QC) is further explained in narrative comments.

Matrix QC may not be reported if insufficient sample or site-specific QC samples were not submitted. In these situations, to demonstrate precision and accuracy at a batch level, a LCS/LCSD may be performed, unless otherwise specified in the method.
Surrogate and/or isotope dilution analyte recoveries (if applicable) which are outside of the QC window are confirmed unless attributed to a dilution or otherwise noted in the narrative.

Regulated compliance samples (e.g. SDWA, NPDES) must comply with the associated agency requirements/permits.

Receipt
The samples were received on 9/29/2023 10:22 AM. Unless otherwise noted below, the samples arrived in good condition, and, where required, properly preserved and on ice. The temperature of the cooler at receipt time was 21.3°C

Metals
No additional analytical or quality issues were noted, other than those described above or in the Definitions/ Glossary page.

Sample Summary

Client: South Carolina Public Service Authority
Project/Site: 125915/JM02.09.G01.1/36500

Job ID: 680-241003-1

Lab Sample ID	Client Sample ID	Matrix	Collected	Received
680-241003-1	AF79064	GW	09/26/23 12:13	09/29/23 10:22
680-241003-2	AF79065	GW	09/27/23 10:49	09/29/23 10:22
680-241003-3	AF79066	GW	09/27/23 10:54	09/29/23 10:22
680-241003-4	AF79067	GW	09/27/23 13:19	09/29/23 10:22

Method Summary

Client: South Carolina Public Service Authority
Project/Site: 125915/JM02.09.G01.1/36500

Job ID: 680-241003-1

Method	Method Description	Protocol	Laboratory
7470A	Mercury (CVAA)	SW846	EET SAV
7470A	Preparation, Mercury	SW846	EET SAV

Protocol References:

SW846 = "Test Methods For Evaluating Solid Waste, Physical/Chemical Methods", Third Edition, November 1986 And Its Updates.

Laboratory References:

EET SAV = Eurofins Savannah, 5102 LaRoche Avenue, Savannah, GA 31404, TEL (912)354-7858

Definitions/Glossary

Client: South Carolina Public Service Authority
Project/Site: 125915/JM02.09.G01.1/36500

Job ID: 680-241003-1

Qualifiers

Metals

Qualifier	Qualifier Description
U	Indicates the analyte was analyzed for but not detected.

Glossary

Abbreviation	These commonly used abbreviations may or may not be present in this report.
¤	Listed under the "D" column to designate that the result is reported on a dry weight basis
%R	Percent Recovery
CFL	Contains Free Liquid
CFU	Colony Forming Unit
CNF	Contains No Free Liquid
DER	Duplicate Error Ratio (normalized absolute difference)
Dil Fac	Dilution Factor
DL	Detection Limit (DoD/DOE)
DL, RA, RE, IN	Indicates a Dilution, Re-analysis, Re-extraction, or additional Initial metals/anion analysis of the sample
DLC	Decision Level Concentration (Radiochemistry)
EDL	Estimated Detection Limit (Dioxin)
LOD	Limit of Detection (DoD/DOE)
LOQ	Limit of Quantitation (DoD/DOE)
MCL	EPA recommended "Maximum Contaminant Level"
MDA	Minimum Detectable Activity (Radiochemistry)
MDC	Minimum Detectable Concentration (Radiochemistry)
MDL	Method Detection Limit
ML	Minimum Level (Dioxin)
MPN	Most Probable Number
MQL	Method Quantitation Limit
NC	Not Calculated
ND	Not Detected at the reporting limit (or MDL or EDL if shown)
NEG	Negative / Absent
POS	Positive / Present
PQL	Practical Quantitation Limit
PRES	Presumptive
QC	Quality Control
RER	Relative Error Ratio (Radiochemistry)
RL	Reporting Limit or Requested Limit (Radiochemistry)
RPD	Relative Percent Difference, a measure of the relative difference between two points
TEF	Toxicity Equivalent Factor (Dioxin)
TEQ	Toxicity Equivalent Quotient (Dioxin)
TNTC	Too Numerous To Count

Detection Summary

Client: South Carolina Public Service Authority
Project/Site: 125915/JM02.09.G01.1/36500

Job ID: 680-241003-1

Client Sample ID: AF79064 — Lab Sample ID: 680-241003-1

No Detections.

Client Sample ID: AF79065 — Lab Sample ID: 680-241003-2

No Detections.

Client Sample ID: AF79066 — Lab Sample ID: 680-241003-3

No Detections.

Client Sample ID: AF79067 — Lab Sample ID: 680-241003-4

No Detections.

This Detection Summary does not include radiochemical test results.

Client: South Carolina Public Service Authority
Project/Site: 125915/JM02.09.G01.1/36500

Job ID: 680-241003-1

Client Sample ID: AF79064
Date Collected: 09/26/23 12:13
Date Received: 09/29/23 10:22

Lab Sample ID: 680-241003-1
Matrix: GW

Method: SW846 7470A - Mercury (CVAA)

Analyte	Result	Qualifier	RL	MDL	Unit	D	Prepared	Analyzed	Dil Fac
Mercury	0.200	U	0.200		ug/L		10/03/23 12:11	10/03/23 16:36	1

Client: South Carolina Public Service Authority
Project/Site: 125915/JM02.09.G01.1/36500

Job ID: 680-241003-1

Client Sample ID: AF79065
Date Collected: 09/27/23 10:49
Date Received: 09/29/23 10:22

Lab Sample ID: 680-241003-2
Matrix: GW

Method: SW846 7470A - Mercury (CVAA)

Analyte	Result	Qualifier	RL	MDL	Unit	D	Prepared	Analyzed	Dil Fac
Mercury	0.200	U	0.200		ug/L		10/03/23 12:11	10/03/23 16:38	1

Client: South Carolina Public Service Authority
Project/Site: 125915/JM02.09.G01.1/36500

Job ID: 680-241003-1

Client Sample ID: AF79066
Date Collected: 09/27/23 10:54
Date Received: 09/29/23 10:22

Lab Sample ID: 680-241003-3
Matrix: GW

Method: SW846 7470A - Mercury (CVAA)

Analyte	Result	Qualifier	RL	MDL	Unit	D	Prepared	Analyzed	Dil Fac
Mercury	0.200	U	0.200		ug/L		10/03/23 12:11	10/03/23 16:40	1

Client: South Carolina Public Service Authority
Project/Site: 125915/JM02.09.G01.1/36500

Job ID: 680-241003-1

Client Sample ID: AF79067
Date Collected: 09/27/23 13:19
Date Received: 09/29/23 10:22

Lab Sample ID: 680-241003-4
Matrix: GW

Method: SW846 7470A - Mercury (CVAA)

Analyte	Result	Qualifier	RL	MDL	Unit	D	Prepared	Analyzed	Dil Fac
Mercury	0.200	U	0.200		ug/L		10/03/23 12:11	10/03/23 16:43	1

Client: South Carolina Public Service Authority
Project/Site: 125915/JM02.09.G01.1/36500

Job ID: 680-241003-1

Method: 7470A - Mercury (CVAA)

Lab Sample ID: MB 680-800807/1-A
Matrix: Water
Analysis Batch: 800852

Client Sample ID: Method Blank
Prep Type: Total/NA
Prep Batch: 800807

Analyte	MB Result	MB Qualifier	RL	MDL	Unit	D	Prepared	Analyzed	Dil Fac
Mercury	0.200	U	0.200		ug/L		10/03/23 12:11	10/03/23 16:32	1

Lab Sample ID: LCS 680-800807/2-A
Matrix: Water
Analysis Batch: 800852

Client Sample ID: Lab Control Sample
Prep Type: Total/NA
Prep Batch: 800807

Analyte			Spike Added	LCS Result	LCS Qualifier	Unit	D	%Rec	%Rec Limits		
Mercury			2.50	2.613		ug/L		105	80 - 120		

Client: South Carolina Public Service Authority
Project/Site: 125915/JM02.09.G01.1/36500

Job ID: 680-241003-1

Metals

Prep Batch: 800807

Lab Sample ID	Client Sample ID	Prep Type	Matrix	Method	Prep Batch
680-241003-1	AF79064	Total/NA	GW	7470A	
680-241003-2	AF79065	Total/NA	GW	7470A	
680-241003-3	AF79066	Total/NA	GW	7470A	
680-241003-4	AF79067	Total/NA	GW	7470A	
MB 680-800807/1-A	Method Blank	Total/NA	Water	7470A	
LCS 680-800807/2-A	Lab Control Sample	Total/NA	Water	7470A	

Analysis Batch: 800852

Lab Sample ID	Client Sample ID	Prep Type	Matrix	Method	Prep Batch
680-241003-1	AF79064	Total/NA	GW	7470A	800807
680-241003-2	AF79065	Total/NA	GW	7470A	800807
680-241003-3	AF79066	Total/NA	GW	7470A	800807
680-241003-4	AF79067	Total/NA	GW	7470A	800807
MB 680-800807/1-A	Method Blank	Total/NA	Water	7470A	800807
LCS 680-800807/2-A	Lab Control Sample	Total/NA	Water	7470A	800807

Lab Chronicle

Client: South Carolina Public Service Authority
Project/Site: 125915/JM02.09.G01.1/36500

Job ID: 680-241003-1

Client Sample ID: AF79064

Lab Sample ID: 680-241003-1

Date Collected: 09/26/23 12:13

Matrix: GW

Date Received: 09/29/23 10:22

Prep Type	Batch Type	Batch Method	Run	Dilution Factor	Batch Number	Analyst	Lab	Prepared or Analyzed
Total/NA	Prep	7470A			800807	DW	EET SAV	10/03/23 12:11
Total/NA	Analysis	7470A		1	800852	DW	EET SAV	10/03/23 16:36

Client Sample ID: AF79065

Lab Sample ID: 680-241003-2

Date Collected: 09/27/23 10:49

Matrix: GW

Date Received: 09/29/23 10:22

Prep Type	Batch Type	Batch Method	Run	Dilution Factor	Batch Number	Analyst	Lab	Prepared or Analyzed
Total/NA	Prep	7470A			800807	DW	EET SAV	10/03/23 12:11
Total/NA	Analysis	7470A		1	800852	DW	EET SAV	10/03/23 16:38

Client Sample ID: AF79066

Lab Sample ID: 680-241003-3

Date Collected: 09/27/23 10:54

Matrix: GW

Date Received: 09/29/23 10:22

Prep Type	Batch Type	Batch Method	Run	Dilution Factor	Batch Number	Analyst	Lab	Prepared or Analyzed
Total/NA	Prep	7470A			800807	DW	EET SAV	10/03/23 12:11
Total/NA	Analysis	7470A		1	800852	DW	EET SAV	10/03/23 16:40

Client Sample ID: AF79067

Lab Sample ID: 680-241003-4

Date Collected: 09/27/23 13:19

Matrix: GW

Date Received: 09/29/23 10:22

Prep Type	Batch Type	Batch Method	Run	Dilution Factor	Batch Number	Analyst	Lab	Prepared or Analyzed
Total/NA	Prep	7470A			800807	DW	EET SAV	10/03/23 12:11
Total/NA	Analysis	7470A		1	800852	DW	EET SAV	10/03/23 16:43

Laboratory References:

EET SAV = Eurofins Savannah, 5102 LaRoche Avenue, Savannah, GA 31404, TEL (912)354-7858

Contract Lab Info: TA - SAV Contract Lab Due Date (Lab Only): 10 / 6 / 23 Send report to lcwillia@santeecooper.com & sjbrown@santeecooper.com

Chain of Custody

santee cooper
Santee Coope
One Riverwood Driv
Moncks Corner, SC 2946
Phone: (843)761-8000 Ext. 514
Fax: (843)761-417

Customer Email/Report Recipient: LCWILLIA @santeecooper.com

Date Results Needed by: ___/___/___

Project/Task/Unit #: 125915 / JM02.09-601.1 / 36500

Rerun request for any flagged QC (Yes) No

Analysis Group

Labworks ID # (Internal use only)	Sample Location/ Description	Collection Date	Collection Time	Sample Collector	Total # of containers	Bottle type: (Glass-G/Plastic-P)	Grab (G) or Composite (C)	Matrix(see below)	Preservative (see below)	Comments • Method # • Reporting limit • Misc. sample info • Any other notes	Hg			
AF79064	WAP-27	9/26/23	1213	ZDM BSB	1	P	G	GW	2	7470 RL< 0.2 ug/L	X			
AF79065	WAP-28	9/27/23	1049	"	"	"	"	"	"		X			
AF79066	WAP-28 DUP	"	1054	"	"	"	"	"	"		X			
AF79067	WAP-29	"	1319	"	"	"	"	"	"		X			

680-241003 Chain of Custody

Relinquished by:	Employee#	Date	Time	Received by:	Employee #	Date	Time
SJBrown	35594	9/28/23	1200				
Relinquished by:	Employee#	Date	Time	Received by:	Employee #	Date	Time
Relinquished by:	Employee#	Date	Time	Received by:	Employee #	Date	Time
						9/29/23	1022

Sample Receiving (Internal Use Only)
TEMP (°C):_____ Initial:_____
Correct pH: Yes No
Preservative Lot#:
21.8/21.3
Date/Time/Init for preservative:

☐ METALS (all)

☐ Ag	☐ Cu	☐ Sb
☐ Al	☐ Fe	☐ Se
☐ As	☐ K	☐ Sn
☐ B	☐ Li	☐ Sr
☐ Ba	☐ Mg	☐ Ti
☐ Be	☐ Mn	☐ Tl
☐ Ca	☐ Mo	☐ V
☐ Cd	☐ Na	☐ Zn
☐ Co	☐ Ni	☐ Hg
☐ Cr	☐ Pb	☐ CrVI

Nutrients
☐ TOC
☒ DOC
☐ TP/TPO4
☐ NH3-N
☐ F
☐ Cl
☐ NO2
☐ Br
☐ NO3
☐ SO4

MISC.
☐ BTEX
☐ Naphthalene
☐ THM/HAA
☐ VOC
☐ Oil & Grease
☒ E. Coli
☐ Total Coliform
☐ pH
☐ Dissolved As
☐ Dissolved Fe
☐ Rad 226
☐ Rad 228
☐ PCB

Gypsum
☐ Wallboard Gypsum(*all below*)
☐ AIM
☐ TOC
☐ Total metals
☐ Soluble Metals
☐ Purity (CaSO4)
☐ % Moisture
☐ Sulfites
☐ pH
☐ Chlorides
☐ Particle Size
☐ Sulfur

Coal
☐ Ultimate
☐ % Moisture
☐ Ash
☐ Sulfur
☐ BTUs
☐ Volatile Matter
☐ CHN
Other Tests:
☐ XRF Scan
☐ HGI
☐ Fineness
☐ Particulate Matter

Flyash
☐ [redacted]
☐ LOI
☐ % Carbon
☐ Mineral Analysis
☐ Sieve
☐ % Moisture

NPDES
☐ Oil & Grease
☐ As
☐ TSS

Oil
☐ Trans. Oil Qual.
☐ %Moisture
☐ Color
☐ Acidity
☐ Dielectric Strength
☐ IFT
☐ [redacted]
Used Oil
☐ Flashpoint
☐ Metals in oil (As,Cd,Cr,Ni,Pb Hg)
☐ TX
☐ GOFER

Matrix codes: GW-groundwater, DW-drinking water, SW-surface water, WW-waste water, BW-boiler water, L-limestone, Oil-oil, S-Soil, SL-solid, C-coal, G-gypsum, FA-flyash, BA-bottom ash, M-misc (describe in comment section)
Preservative code- 1=<4°C 2=HNO_3 3=H_2SO_4 4-HCl 5=$Na_2S_2O_3$ 6-Other (Specify)

Login Sample Receipt Checklist

Client: South Carolina Public Service Authority

Job Number: 680-241003-1

Login Number: 241003

List Source: Eurofins Savannah

List Number: 1

Creator: Johnson, Corey M

Question	Answer	Comment
Radioactivity wasn't checked or is </= background as measured by a survey meter.	N/A	
The cooler's custody seal, if present, is intact.	True	
Sample custody seals, if present, are intact.	True	
The cooler or samples do not appear to have been compromised or tampered with.	True	
Samples were received on ice.	False	Thermal preservation not required.
Cooler Temperature is acceptable.	True	
Cooler Temperature is recorded.	True	
COC is present.	True	
COC is filled out in ink and legible.	True	
COC is filled out with all pertinent information.	True	
Is the Field Sampler's name present on COC?	True	
There are no discrepancies between the containers received and the COC.	True	
Samples are received within Holding Time (excluding tests with immediate HTs)	True	
Sample containers have legible labels.	True	
Containers are not broken or leaking.	True	
Sample collection date/times are provided.	True	
Appropriate sample containers are used.	True	
Sample bottles are completely filled.	True	
Sample Preservation Verified.	N/A	
There is sufficient vol. for all requested analyses, incl. any requested MS/MSDs	True	
Containers requiring zero headspace have no headspace or bubble is <6mm (1/4").	N/A	
Multiphasic samples are not present.	True	
Samples do not require splitting or compositing.	True	
Residual Chlorine Checked.	N/A	

Accreditation/Certification Summary

Client: South Carolina Public Service Authority
Job ID: 680-241003-1
Project/Site: 125915/JM02.09.G01.1/36500

Laboratory: Eurofins Savannah

The accreditations/certifications listed below are applicable to this report.

Authority	Program	Identification Number	Expiration Date
South Carolina	State	98001	06-30-23 *

* Accreditation/Certification renewal pending - accreditation/certification considered valid.

GEL Laboratories LLC
a member of The GEL Group INC

PO Box 30712 Charleston, SC 29417
2040 Savage Road Charleston, SC 29407
P 843.556.8171
F 843.766.1178

gel.com

July 27, 2023

Ms. Jeanette Gilmetti
Santee Cooper
P.O. Box 2946101
OCO3
Moncks Corner, South Carolina 29461

Re: ABS Lab Analytical
Work Order: 627961

Dear Ms. Gilmetti:

GEL Laboratories, LLC (GEL) appreciates the opportunity to provide the enclosed analytical results for the sample(s) we received on June 30, 2023. This original data report has been prepared and reviewed in accordance with GEL's standard operating procedures.

Sample containers were not received, client contacted, client stated these were added to COC in error. *627961005(AF68715), 627961006(AF68722)*. All sample containers arrived without any visible signs of tampering or breakage. There are no additional comments concerning sample receipt.

Test results for NELAP or ISO 17025 accredited tests are verified to meet the requirements of those standards, with any exceptions noted. The results reported relate only to the items tested and to the sample as received by the laboratory. These results may not be reproduced except as full reports without approval by the laboratory. Copies of GEL's accreditations and certifications can be found on our website at www.gel.com.

Our policy is to provide high quality, personalized analytical services to enable you to meet your analytical needs on time every time. We trust that you will find everything in order and to your satisfaction. If you have any questions, please do not hesitate to call me at (843) 556-8171, ext. 4289.

Sincerely,

Julie Robinson
Project Manager

Purchase Order: 398684
Enclosures

GEL LABORATORIES LLC
2040 Savage Road Charleston SC 29407 - (843) 556-8171 - www.gel.com

Certificate of Analysis Report
for

SOOP001 Santee Cooper

Client SDG: 627961 GEL Work Order: 627961

The Qualifiers in this report are defined as follows:

* A quality control analyte recovery is outside of specified acceptance criteria

** Analyte is a Tracer compound

** Analytc is a surrogatc compound

U Analyte was analyzed for, but not detected above the MDL, MDA, MDC or LOD.

Where the analytical method has been performed under NELAP certification, the analysis has met all of the requirements of the NELAC standard unless qualified on the Certificate of Analysis.

The designation ND, if present, appears in the result column when the analyte concentration is not detected above the limit as defined in the 'U' qualifier above.

This data report has been prepared and reviewed in accordance with GEL Laboratories LLC standard operating procedures. Please direct any questions to your Project Manager, Julie Robinson.

Reviewed by 

GEL LABORATORIES LLC
2040 Savage Road Charleston SC 29407 - (843) 556-8171 - www.gel.com

Certificate of Analysis

Report Date: July 27, 2023

Company :	Santee Cooper
Address :	P.O. Box 2946101 OCO3 Moncks Corner, South Carolina 29461
Contact:	Ms. Jeanette Gilmetti
Project:	ABS Lab Analytical

Client Sample ID:	AF68719	Project:	SOOP00119
Sample ID:	627961001	Client ID:	SOOP001
Matrix:	GW		
Collect Date:	29-JUN-23 10:48		
Receive Date:	30-JUN-23		
Collector:	Client		

Parameter	Qualifier	Result	Uncertainty	MDC	RL	Units	PF	DF	Analyst	Date	Time	Batch	Method
Rad Gas Flow Proportional Counting													
GFPC, Ra228, Liquid "As Received"													
Radium-228		3.47	+/-1.34	1.77	3.00	pCi/L			JE1	07/17/23	1510	2454081	1
Radium-226+Radium-228 Calculation "See Parent Products"													
Radium-226+228 Sum		5.06	+/-1.49			pCi/L			NXL1	07/24/23	1519	2462863	2
Rad Radium-226													
Lucas Cell, Ra226, Liquid "As Received"													
Radium-226		1.59	+/-0.659	0.553	1.00	pCi/L			LXP1	07/24/23	0755	2454082	3

The following Analytical Methods were performed:

Method	Description	Analyst Comments
1	EPA 904.0/SW846 9320 Modified	
2	Calculation	
3	EPA 903.1 Modified	

Surrogate/Tracer Recovery	Test	Result	Nominal	Recovery%	Acceptable Limits
Barium-133 Tracer	GFPC, Ra228, Liquid "As Received"			72.3	(15%-125%)

Notes:
Counting Uncertainty is calculated at the 95% confidence level (1.96-sigma).

Column headers are defined as follows:

DF: Dilution Factor	Lc/LC: Critical Level
DL: Detection Limit	PF: Prep Factor
MDA: Minimum Detectable Activity	RL: Reporting Limit
MDC: Minimum Detectable Concentration	SQL: Sample Quantitation Limit

GEL LABORATORIES LLC
2040 Savage Road Charleston SC 29407 - (843) 556-8171 - www.gel.com

Certificate of Analysis

Report Date: July 27, 2023

Company :	Santee Cooper
Address :	P.O. Box 2946101 OCO3 Moncks Corner, South Carolina 29461
Contact:	Ms. Jeanette Gilmetti
Project:	ABS Lab Analytical

Client Sample ID:	AF68720	Project:	SOOP00119
Sample ID:	627961002	Client ID:	SOOP001
Matrix:	GW		
Collect Date:	29-JUN-23 11:40		
Receive Date:	30-JUN-23		
Collector:	Client		

Parameter	Qualifier	Result	Uncertainty	MDC	RL	Units	PF	DF	Analyst	Date	Time	Batch	Method
Rad Gas Flow Proportional Counting													
GFPC, Ra228, Liquid "As Received"													
Radium-228		2.79	+/-1.53	2.25	3.00	pCi/L			JE1	07/19/23	1027	2454081	1
Radium-226+Radium-228 Calculation "See Parent Products"													
Radium-226+228 Sum		5.75	+/-1.77			pCi/L			NXL1	07/24/23	1519	2462863	2
Rad Radium-226													
Lucas Cell, Ra226, Liquid "As Received"													
Radium-226		2.96	+/-0.886	0.398	1.00	pCi/L			LXP1	07/24/23	0755	2454082	3

The following Analytical Methods were performed:

Method	Description	Analyst Comments
1	EPA 904.0/SW846 9320 Modified	
2	Calculation	
3	EPA 903.1 Modified	

Surrogate/Tracer Recovery	Test	Result	Nominal	Recovery%	Acceptable Limits
Barium-133 Tracer	GFPC, Ra228, Liquid "As Received"			69.2	(15%-125%)

Notes:
Counting Uncertainty is calculated at the 95% confidence level (1.96-sigma).

Column headers are defined as follows:

DF: Dilution Factor	Lc/LC: Critical Level
DL: Detection Limit	PF: Prep Factor
MDA: Minimum Detectable Activity	RL: Reporting Limit
MDC: Minimum Detectable Concentration	SQL: Sample Quantitation Limit

GEL LABORATORIES LLC
2040 Savage Road Charleston SC 29407 - (843) 556-8171 - www.gel.com

Certificate of Analysis

Report Date: July 27, 2023

Company :	Santee Cooper
Address :	P.O. Box 2946101 OCO3 Moncks Corner, South Carolina 29461
Contact:	Ms. Jeanette Gilmetti
Project:	ABS Lab Analytical

Client Sample ID:	AF68721	Project:	SOOP00119
Sample ID:	627961003	Client ID:	SOOP001
Matrix:	GW		
Collect Date:	29-JUN-23 11:45		
Receive Date:	30-JUN-23		
Collector:	Client		

Parameter	Qualifier	Result	Uncertainty	MDC	RL	Units	PF	DF	Analyst	Date	Time	Batch	Method
Rad Gas Flow Proportional Counting													
GFPC, Ra228, Liquid "As Received"													
Radium-228		2.71	+/-1.47	2.21	3.00	pCi/L			JE1	07/17/23	1511	2454081	1
Radium-226+Radium-228 Calculation "See Parent Products"													
Radium-226+228 Sum		8.64	+/-1.94			pCi/L			NXL1	07/24/23	1519	2463279	2
Rad Radium-226													
Lucas Cell, Ra226, Liquid "As Received"													
Radium-226		5.93	+/-1.26	0.485	1.00	pCi/L			LXP1	07/24/23	0844	2454082	3

The following Analytical Methods were performed:

Method	Description	Analyst Comments
1	EPA 904.0/SW846 9320 Modified	
2	Calculation	
3	EPA 903.1 Modified	

Surrogate/Tracer Recovery	Test	Result	Nominal	Recovery%	Acceptable Limits
Barium-133 Tracer	GFPC, Ra228, Liquid "As Received"			71.3	(15%-125%)

Notes:
Counting Uncertainty is calculated at the 95% confidence level (1.96-sigma).

Column headers are defined as follows:

DF: Dilution Factor	Lc/LC: Critical Level
DL: Detection Limit	PF: Prep Factor
MDA: Minimum Detectable Activity	RL: Reporting Limit
MDC: Minimum Detectable Concentration	SQL: Sample Quantitation Limit

GEL LABORATORIES LLC
2040 Savage Road Charleston SC 29407 - (843) 556-8171 - www.gel.com

Certificate of Analysis

Report Date: July 27, 2023

Company :	Santee Cooper
Address :	P.O. Box 2946101 OCO3 Moncks Corner, South Carolina 29461
Contact:	Ms. Jeanette Gilmetti
Project:	ABS Lab Analytical

Client Sample ID:	AF68713	Project:	SOOP00119
Sample ID:	627961004	Client ID:	SOOP001
Matrix:	GW		
Collect Date:	29-JUN-23 13:51		
Receive Date:	30-JUN-23		
Collector:	Client		

Parameter	Qualifier	Result	Uncertainty	MDC	RL	Units	PF	DF	Analyst	Date	Time	Batch	Method
Rad Gas Flow Proportional Counting													
GFPC, Ra228, Liquid "As Received"													
Radium-228		3.09	+/-1.46	2.09	3.00	pCi/L			JE1	07/17/23	1511	2454081	1
Radium-226+Radium-228 Calculation "See Parent Products"													
Radium-226+228 Sum		4.34	+/-1.58			pCi/L			NXL1	07/24/23	1519	2463279	2
Rad Radium-226													
Lucas Cell, Ra226, Liquid "As Received"													
Radium-226		1.25	+/-0.604	0.599	1.00	pCi/L			LXP1	07/24/23	0844	2454082	3

The following Analytical Methods were performed:

Method	Description	Analyst Comments
1	EPA 904.0/SW846 9320 Modified	
2	Calculation	
3	EPA 903.1 Modified	

Surrogate/Tracer Recovery	Test	Result	Nominal	Recovery%	Acceptable Limits
Barium-133 Tracer	GFPC, Ra228, Liquid "As Received"			68.9	(15%-125%)

Notes:
Counting Uncertainty is calculated at the 95% confidence level (1.96-sigma).

Column headers are defined as follows:

DF: Dilution Factor	Lc/LC: Critical Level
DL: Detection Limit	PF: Prep Factor
MDA: Minimum Detectable Activity	RL: Reporting Limit
MDC: Minimum Detectable Concentration	SQL: Sample Quantitation Limit

GEL LABORATORIES LLC
2040 Savage Road Charleston SC 29407 - (843) 556-8171 - www.gel.com

Certificate of Analysis

Report Date: July 27, 2023

Company :	Santee Cooper
Address :	P.O. Box 2946101 OCO3 Moncks Corner, South Carolina 29461
Contact:	Ms. Jeanette Gilmetti
Project:	ABS Lab Analytical

Client Sample ID:	AF68714	Project:	SOOP00119
Sample ID:	627961007	Client ID:	SOOP001
Matrix:	GW		
Collect Date:	28-JUN-23 14:09		
Receive Date:	30-JUN-23		
Collector:	Client		

Parameter	Qualifier	Result	Uncertainty	MDC	RL	Units	PF	DF	Analyst	Date	Time	Batch	Method
Rad Gas Flow Proportional Counting													
GFPC, Ra228, Liquid "As Received"													
Radium-228	U	1.04	+/-1.00	1.64	3.00	pCi/L			JE1	07/17/23	1511	2454081	1
Radium-226+Radium-228 Calculation "See Parent Products"													
Radium-226+228 Sum		2.57	+/-1.22			pCi/L			NXL1	07/24/23	1519	2463279	2
Rad Radium-226													
Lucas Cell, Ra226, Liquid "As Received"													
Radium-226		1.53	+/-0.701	0.635	1.00	pCi/L			LXP1	07/24/23	0844	2454082	3

The following Analytical Methods were performed:

Method	Description	Analyst Comments
1	EPA 904.0/SW846 9320 Modified	
2	Calculation	
3	EPA 903.1 Modified	

Surrogate/Tracer Recovery	Test	Result	Nominal	Recovery%	Acceptable Limits
Barium-133 Tracer	GFPC, Ra228, Liquid "As Received"			71.1	(15%-125%)

Notes:
Counting Uncertainty is calculated at the 95% confidence level (1.96-sigma).

Column headers are defined as follows:

DF: Dilution Factor	Lc/LC: Critical Level
DL: Detection Limit	PF: Prep Factor
MDA: Minimum Detectable Activity	RL: Reporting Limit
MDC: Minimum Detectable Concentration	SQL: Sample Quantitation Limit

GEL LABORATORIES LLC
2040 Savage Road Charleston SC 29407 - (843) 556-8171 - www.gel.com

Certificate of Analysis

Report Date: July 27, 2023

Company : Santee Cooper
Address : P.O. Box 2946101
OCO3
Moncks Corner, South Carolina 29461
Contact: Ms. Jeanette Gilmetti
Project: ABS Lab Analytical

Client Sample ID: AF68712
Sample ID: 627961008
Matrix: GW
Collect Date: 28-JUN-23 15:20
Receive Date: 30-JUN-23
Collector: Client

Project: SOOP00119
Client ID: SOOP001

Parameter	Qualifier	Result	Uncertainty	MDC	RL	Units	PF	DF	Analyst	Date	Time	Batch	Method
Rad Gas Flow Proportional Counting													
GFPC, Ra228, Liquid "As Received"													
Radium-228	U	1.17	+/-1.12	1.85	3.00	pCi/L			JE1	07/17/23	1511	2454081	1
Radium-226+Radium-228 Calculation "See Parent Products"													
Radium-226+228 Sum		3.01	+/-1.31			pCi/L			NXL1	07/24/23	1519	2462863	2
Rad Radium-226													
Lucas Cell, Ra226, Liquid "As Received"													
Radium-226		1.83	+/-0.674	0.477	1.00	pCi/L			LXP1	07/24/23	0844	2454082	3

The following Analytical Methods were performed:

Method	Description	Analyst Comments
1	EPA 904.0/SW846 9320 Modified	
2	Calculation	
3	EPA 903.1 Modified	

Surrogate/Tracer Recovery	Test	Result	Nominal	Recovery%	Acceptable Limits
Barium-133 Tracer	GFPC, Ra228, Liquid "As Received"			70.5	(15%-125%)

Notes:
Counting Uncertainty is calculated at the 95% confidence level (1.96-sigma).

Column headers are defined as follows:

DF: Dilution Factor
DL: Detection Limit
MDA: Minimum Detectable Activity
MDC: Minimum Detectable Concentration
Lc/LC: Critical Level
PF: Prep Factor
RL: Reporting Limit
SQL: Sample Quantitation Limit

GEL LABORATORIES LLC
2040 Savage Road Charleston SC 29407 - (843) 556-8171 - www.gel.com

Certificate of Analysis

Report Date: July 27, 2023

Company :	Santee Cooper
Address :	P.O. Box 2946101 OCO3 Moncks Corner, South Carolina 29461
Contact:	Ms. Jeanette Gilmetti
Project:	ABS Lab Analytical

Client Sample ID:	AF68748	Project:	SOOP00119
Sample ID:	627961009	Client ID:	SOOP001
Matrix:	GW		
Collect Date:	27-JUN-23 10:15		
Receive Date:	30-JUN-23		
Collector:	Client		

Parameter	Qualifier	Result	Uncertainty	MDC	RL	Units	PF	DF	Analyst	Date	Time	Batch	Method
Rad Gas Flow Proportional Counting													
GFPC, Ra228, Liquid "As Received"													
Radium-228		3.93	+/-1.52	1.92	3.00	pCi/L			JE1	07/19/23	1027	2454081	1
Radium-226+Radium-228 Calculation "See Parent Products"													
Radium-226+228 Sum		4.32	+/-1.56			pCi/L			NXL1	07/24/23	1519	2462863	2
Rad Radium-226													
Lucas Cell, Ra226, Liquid "As Received"													
Radium-226	U	0.388	+/-0.369	0.553	1.00	pCi/L			LXP1	07/24/23	0844	2454082	3

The following Analytical Methods were performed:

Method	Description	Analyst Comments
1	EPA 904.0/SW846 9320 Modified	
2	Calculation	
3	EPA 903.1 Modified	

Surrogate/Tracer Recovery	Test	Result	Nominal	Recovery%	Acceptable Limits
Barium-133 Tracer	GFPC, Ra228, Liquid "As Received"			70.2	(15%-125%)

Notes:
Counting Uncertainty is calculated at the 95% confidence level (1.96-sigma).

Column headers are defined as follows:

DF: Dilution Factor	Lc/LC: Critical Level
DL: Detection Limit	PF: Prep Factor
MDA: Minimum Detectable Activity	RL: Reporting Limit
MDC: Minimum Detectable Concentration	SQL: Sample Quantitation Limit

GEL LABORATORIES LLC
2040 Savage Road Charleston SC 29407 - (843) 556-8171 - www.gel.com

Certificate of Analysis

Report Date: July 27, 2023

Company :	Santee Cooper
Address :	P.O. Box 2946101 OCO3 Moncks Corner, South Carolina 29461
Contact:	Ms. Jeanette Gilmetti
Project:	ABS Lab Analytical

Client Sample ID:	AF68711	Project:	SOOP00119
Sample ID:	627961010	Client ID:	SOOP001
Matrix:	GW		
Collect Date:	27-JUN-23 11:26		
Receive Date:	30-JUN-23		
Collector:	Client		

Parameter	Qualifier	Result	Uncertainty	MDC	RL	Units	PF	DF	Analyst	Date	Time	Batch	Method
Rad Gas Flow Proportional Counting													
GFPC, Ra228, Liquid "As Received"													
Radium-228	U	-0.145	+/-1.35	2.52	3.00	pCi/L			JE1	07/17/23	1511	2454081	1
Radium-226+Radium-228 Calculation "See Parent Products"													
Radium-226+228 Sum		1.85	+/-1.54			pCi/L			NXL1	07/24/23	1519	2462863	2
Rad Radium-226													
Lucas Cell, Ra226, Liquid "As Received"													
Radium-226		1.85	+/-0.737	0.659	1.00	pCi/L			LXP1	07/24/23	0844	2454082	3

The following Analytical Methods were performed:

Method	Description	Analyst Comments
1	EPA 904.0/SW846 9320 Modified	
2	Calculation	
3	EPA 903.1 Modified	

Surrogate/Tracer Recovery	Test	Result	Nominal	Recovery%	Acceptable Limits
Barium-133 Tracer	GFPC, Ra228, Liquid "As Received"			72.3	(15%-125%)

Notes:
Counting Uncertainty is calculated at the 95% confidence level (1.96-sigma).

Column headers are defined as follows:

DF: Dilution Factor	Lc/LC: Critical Level
DL: Detection Limit	PF: Prep Factor
MDA: Minimum Detectable Activity	RL: Reporting Limit
MDC: Minimum Detectable Concentration	SQL: Sample Quantitation Limit

GEL LABORATORIES LLC
2040 Savage Road Charleston SC 29407 - (843) 556-8171 - www.gel.com

Certificate of Analysis

Report Date: July 27, 2023

Company :	Santee Cooper
Address :	P.O. Box 2946101 OCO3 Moncks Corner, South Carolina 29461
Contact:	Ms. Jeanette Gilmetti
Project:	ABS Lab Analytical

Client Sample ID:	AF68717	Project:	SOOP00119
Sample ID:	627961011	Client ID:	SOOP001
Matrix:	GW		
Collect Date:	27-JUN-23 13:57		
Receive Date:	30-JUN-23		
Collector:	Client		

Parameter	Qualifier	Result	Uncertainty	MDC	RL	Units	PF	DF	Analyst	Date	Time	Batch	Method
Rad Gas Flow Proportional Counting													
GFPC, Ra228, Liquid "As Received"													
Radium-228	U	2.51	+/-1.64	2.55	3.00	pCi/L			JE1	07/17/23	1511	2454081	1
Radium-226+Radium-228 Calculation "See Parent Products"													
Radium-226+228 Sum		2.96	+/-1.69			pCi/L			NXL1	07/24/23	1519	2462863	2
Rad Radium-226													
Lucas Cell, Ra226, Liquid "As Received"													
Radium-226	U	0.446	+/-0.395	0.554	1.00	pCi/L			LXP1	07/24/23	0844	2454082	3

The following Analytical Methods were performed:

Method	Description	Analyst Comments
1	EPA 904.0/SW846 9320 Modified	
2	Calculation	
3	EPA 903.1 Modified	

Surrogate/Tracer Recovery	Test	Result	Nominal	Recovery%	Acceptable Limits
Barium-133 Tracer	GFPC, Ra228, Liquid "As Received"			63.3	(15%-125%)

Notes:
Counting Uncertainty is calculated at the 95% confidence level (1.96-sigma).

Column headers are defined as follows:

DF: Dilution Factor	Lc/LC: Critical Level
DL: Detection Limit	PF: Prep Factor
MDA: Minimum Detectable Activity	RL: Reporting Limit
MDC: Minimum Detectable Concentration	SQL: Sample Quantitation Limit

QC Summary

Report Date: July 27, 2023

Santee Cooper
P.O. Box 2946101
OCO3
Moncks Corner, South Carolina

Contact: Ms. Jeanette Gilmetti

Workorder: 627961

Parmname			NOM	Sample	Qual	QC	Units	RPD%	REC%	Range	Anlst	Date	Time
Rad Gas Flow													
Batch 2454081													
QC1205450523	627961001	DUP											
Radium-228				3.47	U	1.53	pCi/L	77.9		(0% - 100%)	JE1	07/17/23	15:10
			Uncertainty	+/-1.34		+/-1.36							
QC1205450524	LCS												
Radium-228			78.2			67.7	pCi/L		86.6	(75%-125%)		07/17/23	15:10
			Uncertainty			+/-4.40							
QC1205450522	MB												
Radium-228					U	1.44	pCi/L					07/17/23	15:10
			Uncertainty			+/-1.05							
Rad Ra-226													
Batch 2454082													
QC1205450526	627961001	DUP											
Radium-226				1.59		1.22	pCi/L	26.5		(0% - 100%)	LXP1	07/24/23	10:06
			Uncertainty	+/-0.659		+/-0.539							
QC1205450528	LCS												
Radium-226			52.9			55.4	pCi/L		105	(75%-125%)		07/24/23	10:06
			Uncertainty			+/-3.58							
QC1205450525	MB												
Radium-226					U	0.282	pCi/L					07/24/23	09:22
			Uncertainty			+/-0.403							
QC1205450527	627961001	MS											
Radium-226			132	1.59		136	pCi/L		101	(75%-125%)		07/24/23	10:06
			Uncertainty	+/-0.659		+/-13.5							

Notes:

Counting Uncertainty is calculated at the 95% confidence level (1.96-sigma).

The Qualifiers in this report are defined as follows:

- U Analyte was analyzed for, but not detected above the MDL, MDA, MDC or LOD.
- J Value is estimated
- X Consult Case Narrative, Data Summary package, or Project Manager concerning this qualifier
- H Analytical holding time was exceeded
- < Result is less than value reported

QC Summary

Workorder: **627961**

Parmname	NOM	Sample	Qual	QC	Units	RPD%	REC%	Range	Anlst	Date	Time

>	Result is greater than value reported
UI	Gamma Spectroscopy--Uncertain identification
BD	Results are either below the MDC or tracer recovery is low
h	Preparation or preservation holding time was exceeded
R	Sample results are rejected
^	RPD of sample and duplicate evaluated using +/-RL. Concentrations are <5X the RL. Qualifier Not Applicable for Radiochemistry.
N/A	RPD or %Recovery limits do not apply.
ND	Analyte concentration is not detected above the detection limit
M	M if above MDC and less than LLD
NJ	Consult Case Narrative, Data Summary package, or Project Manager concerning this qualifier
FA	Failed analysis.
UJ	Gamma Spectroscopy--Uncertain identification
Q	One or more quality control criteria have not been met. Refer to the applicable narrative or DER.
K	Analyte present. Reported value may be biased high. Actual value is expected to be lower.
UL	Not considered detected. The associated number is the reported concentration, which may be inaccurate due to a low bias.
L	Analyte present. Reported value may be biased low. Actual value is expected to be higher.
N1	See case narrative
Y	Other specific qualifiers were required to properly define the results. Consult case narrative.
**	Analyte is a Tracer compound
M	REMP Result > MDC/CL and < RDL
J	See case narrative for an explanation

N/A indicates that spike recovery limits do not apply when sample concentration exceeds spike conc. by a factor of 4 or more or %RPD not applicable.
^ The Relative Percent Difference (RPD) obtained from the sample duplicate (DUP) is evaluated against the acceptance criteria when the sample is greater than five times (5X) the contract required detection limit (RL). In cases where either the sample or duplicate value is less than 5X the RL, a control limit of +/- the RL is used to evaluate the DUP result.
* Indicates that a Quality Control parameter was not within specifications.
For PS, PSD, and SDILT results, the values listed are the measured amounts, not final concentrations.

Where the analytical method has been performed under NELAP certification, the analysis has met all of the requirements of the NELAC standard unless qualified on the QC Summary.

Radiochemistry
Technical Case Narrative
Santee Cooper
SDG #: 627961

Product: **GFPC, Ra228, Liquid**
Analytical Method: EPA 904.0/SW846 9320 Modified
Analytical Procedure: GL-RAD-A-063 REV# 5
Analytical Batch: 2454081

The following samples were analyzed using the above methods and analytical procedure(s).

GEL Sample ID#	Client Sample Identification
627961001	AF68719
627961002	AF68720
627961003	AF68721
627961004	AF68713
627961007	AF68714
627961008	AF68712
627961009	AF68748
627961010	AF68711
627961011	AF68717
1205450522	Method Blank (MB)
1205450523	627961001(AF68719) Sample Duplicate (DUP)
1205450524	Laboratory Control Sample (LCS)

The samples in this SDG were analyzed on an "as received" basis.

Data Summary:

All sample data provided in this report met the acceptance criteria specified in the analytical methods and procedures for initial calibration, continuing calibration, instrument controls and process controls where applicable, with the following exceptions.

Technical Information

Recounts
Samples 627961002 (AF68720) and 627961009 (AF68748) were re-eluted and recounted to verify sample results. The recounts are reported.

Product: **Lucas Cell, Ra226, Liquid**
Analytical Method: EPA 903.1 Modified
Analytical Procedure: GL-RAD-A-008 REV# 15
Analytical Batch: 2454082

The following samples were analyzed using the above methods and analytical procedure(s).

GEL Sample ID#	Client Sample Identification
627961001	AF68719

627961002	AF68720
627961003	AF68721
627961004	AF68713
627961007	AF68714
627961008	AF68712
627961009	AF68748
627961010	AF68711
627961011	AF68717
1205450525	Method Blank (MB)
1205450526	627961001(AF68719) Sample Duplicate (DUP)
1205450527	627961001(AF68719) Matrix Spike (MS)
1205450528	Laboratory Control Sample (LCS)

The samples in this SDG were analyzed on an "as received" basis.

Data Summary:

All sample data provided in this report met the acceptance criteria specified in the analytical methods and procedures for initial calibration, continuing calibration, instrument controls and process controls where applicable, with the following exceptions.

Preparation Information

Aliquot Reduced
1205450527 (AF68719MS) Aliquot was reduced due to limited sample volume.

Certification Statement

Where the analytical method has been performed under NELAP certification, the analysis has met all of the requirements of the NELAC standard unless otherwise noted in the analytical case narrative.

627961

Contract Lab Info: GEL Contract Lab Due Date (Lab Only): 8 / 1 / 23 Send report to lcwillia@santeecooper.com & sjbrown@santeecooper.com

Chain of Custody

santee cooper
Santee Cooper
One Riverwood Drive
Moncks Corner, SC 29461
Phone: (843)761-8000 Ext. 5148
Fax: (843)761-4175

Customer Email/Report Recipient: LCWILLIA @santeecooper.com

Date Results Needed by: ___/___/___

Project/Task/Unit #: 125915 / JM02.08.G01.3 / 36500

Rerun request for any flagged QC (Yes) No

Analysis Group

Labworks ID # (Internal use only)	Sample Location/ Description	Collection Date	Collection Time	Sample Collector	Total # of containers	Bottle type: (Glass-G/Plastic-P)	Grab (G) or Composite (C)	Matrix(see below)	Preservative (see below)	Comments • Method # • Reporting limit • Misc. sample info • Any other notes	RAD 226	RAD 228	TOTAL RAD CALC	
AF68719	WAP-9	6/29/23	1048	WJK/ML	2	P	G	GW	2		1	1	X	
AF68720	WAP-10	"	1140	"	"	"	"	"	"		"	"	"	
AF68721	WAP-10 DUP	"	1145	"	"	"	"	"	"		"	"	"	
AF68713	WAP-3	"	1351	"	"	"	"	"	"		"	"	"	
AF68715	WAP-5	"	0947	"	"	"	"	"	"		"	"	"	
AF68722	WAP-11	"	1453	"	"	"	—	"	"		"	"	"	

Relinquished by:	Employee#	Date	Time	Received by:	Employee #	Date	Time
SJBrown	35594	6/30/23	1035	M. Ann	GEL	6/30/23	1035
Relinquished by:	**Employee#**	**Date**	**Time**	**Received by:**	**Employee #**	**Date**	**Time**
M. Ann	GEL	6.30.23	1235	[signature]	GEL	6/30/23	1235
Relinquished by:	**Employee#**	**Date**	**Time**	**Received by:**	**Employee #**	**Date**	**Time**

Sample Receiving (Internal Use Only)
TEMP (°C):_____ **Initial:**_____

Correct pH: Yes No

Preservative Lot#:

Date/Time/Init for preservative:

☐ **METALS (all)**

☐ Ag	☐ Cu	☐ Sb
☐ Al	☐ Fe	☐ Se
☐ As	☐ K	☐ Sn
☐ B	☐ Li	☐ Sr
☐ Ba	☐ Mg	☐ Ti
☐ Be	☐ Mn	☐ Tl
☐ Ca	☐ Mo	☐ V
☐ Cd	☐ Na	☐ Zn
☐ Co	☐ Ni	☐ Hg
☐ Cr	☐ Pb	☐ CrVI

Nutrients
- ☐ TOC
- ☐ DOC
- ☐ TP/TPO4
- ☐ NH3-N
- ☐ F
- ☐ Cl
- ☐ NO2
- ☐ Br
- ☐ NO3
- ☐ SO4

MISC.
- ☐ BTEX
- ☐ Naphthalene
- ☐ THM/HAA
- ☐ VOC
- ☐ Oil & Grease
- ☐ E. Coli
- ☐ Total Coliform
- ☐ pH
- ☐ Dissolved As
- ☐ Dissolved Fe
- ☐ Rad 226
- ☐ Rad 228
- ☐ PCB

Gypsum
- ☐ **Wallboard Gypsum(*all below*)**
  - ☐ AIM
  - ☐ TOC
  - ☐ Total metals
  - ☐ Soluble Metals
  - ☐ Purity ($CaSO_4$)
  - ☐ % Moisture
  - ☐ Sulfites
  - ☐ pH
  - ☐ Chlorides
  - ☐ Particle Size
- ☐ Sulfur

Coal
- ☐ **Ultimate**
  - ☐ % Moisture
  - ☐ Ash
  - ☐ Sulfur
  - ☐ BTUs
  - ☐ Volatile Matter
  - ☐ CHN
- **Other Tests:**
  - ☐ XRF Scan
  - ☐ HGI
  - ☐ Fineness
  - ☐ Particulate Matter

Flyash
- ☐ Ammonia
- ☐ LOI
- ☐ % Carbon
- ☐ Mineral Analysis
- ☐ Sieve
- ☐ % Moisture

NPDES
- ☐ Oil & Grease
- ☐ As
- ☐ TSS

Oil
- ☐ Trans. Oil Qual.
  - ☐ %Moisture
  - ☐ Color
  - ☐ Acidity
  - ☐ Dielectric Strength
  - ☐ IFT
  - ☐ Dissolved Gases
- ☐ **Used Oil**
  - ☐ Flashpoint
  - ☐ Metals in oil (As,Cd,Cr,Ni,Pb Hg)
  - ☐ TX
- ☐ **GOFER**

Matrix codes: GW-groundwater, DW-drinking water, SW-surface water, WW-waste water, BW-boiler water, L-limestone, Oil-oil, S-Soil, SL-solid, C-coal, G-gypsum, FA-flyash, BA-bottom ash, M-misc (describe in comment section)
Preservative code- 1=<4°C 2=HNO_3 3=H_2SO_4 4-HCl 5=$Na_2S_2O_3$ 6-Other (Specify)

Contract Lab Info: GEL Contract Lab Due Date (Lab Only): 8 / 1 / 23 Send report to lcwillia@santeecooper.com & sjbrown@santeecooper.com

Chain of Custody

santee cooper
Santee Cooper
One Riverwood Drive
Moncks Corner, SC 29461
Phone: (843)761-8000 Ext. 5148
Fax: (843)761-4175

Customer Email/Report Recipient: LINDA.WILLIAMS@santeecooper.com

Date Results Needed by: ___/___/___

Project/Task/Unit #: 125915 / JM02.68.G01.3 / 36500

Rerun request for any flagged QC (Yes) No

Analysis Group

Labworks ID # (Internal use only)	Sample Location/ Description	Collection Date	Collection Time	Sample Collector	Total # of containers	Bottle type: (Glass-G/Plastic-P)	Grab (G) or Composite (C)	Matrix(see below)	Preservative (see below)	Comments • Method # • Reporting limit • Misc. sample info • Any other notes	RAD 226	RAD 228	TOTAL RAD CALC.	
AF68714	WAP-4	6/28/23	1409	WJK ML	2	P	G	GW	2		1	1	X	
AF68712	WAP-2	1	1520											
AF68748	WBW-1	6/27/23	1015											
AF68711	WAP-1	1	1126											
AF68717	WAP-7	1	1357											

Relinquished by:	Employee#	Date	Time	Received by:	Employee #	Date	Time
BJ Brown	35594	6/30/23	1036	M. Allen	GEL	6/30/23	1026
Relinquished by:	Employee#	Date	Time	Received by:	Employee #	Date	Time
M. Allen	GEL	6.30.23	1235	[signature]	GEL	6/30/23	1235
Relinquished by:	Employee#	Date	Time	Received by:	Employee #	Date	Time

Sample Receiving (Internal Use Only)
TEMP (°C):_____ **Initial:**_____
Correct pH: Yes No
Preservative Lot#:
Date/Time/Init for preservative:

☐ **METALS (all)**

☐ Ag	☐ Cu	☐ Sb
☐ Al	☐ Fe	☐ Se
☐ As	☐ K	☐ Sn
☐ B	☐ Li	☐ Sr
☐ Ba	☐ Mg	☐ Ti
☐ Be	☐ Mn	☐ Tl
☐ Ca	☐ Mo	☐ V
☐ Cd	☐ Na	☐ Zn
☐ Co	☐ Ni	☐ Hg
☐ Cr	☐ Pb	☐ CrVI

Nutrients
☐ TOC
☐ DOC
☐ TP/TRO4
☐ NH3N
☐ TKN
☐ Cl
☐ NO2
☐ Br
☐ NO3
☐ SO4
☐ F

MISC.
☐ BTEX
☐ Naphthalene
☐ THM/HAA
☐ VOC
☐ Oil & Grease
☐ E. Coli
☐ Total Coliform
☐ pH
☐ Dissolved As
☐ Dissolved Fe
☐ Rad 226
☐ Rad 228
☐ PCB

Gypsum
Wallboard
Cyclone/Fl
Lehigh
APC
TC
Total metals
Sample wt/vol
Purity (CaSO4)
% Moisture
Sulfite
Chloride
Particle Size
Sulfur

Coal
☐ Ultimate
☐ % Moisture
☐ Ash
☐ Sulfur
☐ BtU/lb
☐ Volatile Matter
☐ CHN
Other Tests:
☐ DXN Scan
☐ Cl
☐ Fluorides
☐ Particulate Matter

Flyash
Aluminum
Iron
% Carbon
Physical
Analysis
Sieve
% Moisture

NPDES
Oil & Grease
TSS

Matrix codes: GW-groundwater, DW-drinking water, SW-surface water, WW-waste water, BW-boiler water, L-limestone, Oil-oil, S-Soil, SL-solid, C-coal, G-gypsum, FA-flyash, BA-bottom ash, M-misc (describe in comment section)
Preservative code- 1=<4°C 2=HNO_3 3=H_2SO_4 4-HCl 5=$Na_2S_2O_3$ 6-Other (Specify)

GEL Laboratories LLC

SAMPLE RECEIPT & REVIEW FORM

Client: SCOP	SDG/AR/COC/Work Order: 627961
Received By: QG	Date Received: 6/30/23
Carrier and Tracking Number	Circle Applicable: FedEx Express FedEx Ground UPS Field Services (Courier) Other n/a

Suspected Hazard Information	Yes	No	
			*If Net Counts > 100cpm on samples not marked "radioactive", contact the Radiation Safety Group for further investigation.
A)Shipped as a DOT Hazardous?		✓	Hazard Class Shipped: UN#: If UN2910, Is the Radioactive Shipment Survey Compliant? Yes___ No___
B) Did the client designate the samples are to be received as radioactive?		✓	COC notation or radioactive stickers on containers equal client designation.
C) Did the RSO classify the samples as radioactive?		✓	Maximum Net Counts Observed* (Observed Counts - Area Background Counts): 0 (CPM) uR/Hr Classified as: Rad 1 Rad 2 Rad 3
D) Did the client designate samples are hazardous?		✓	COC notation or hazard labels on containers equal client designation.
E) Did the RSO identify possible hazards?		✓	If D or E is yes, select Hazards below. PCB's Flammable Foreign Soil RCRA Asbestos Beryllium Other:

	Sample Receipt Criteria	Yes	NA	No	Comments/Qualifiers (Required for Non-Conforming Items)
1	Shipping containers received intact and sealed?	✓			Circle Applicable: Seals broken Damaged container Leaking container Other (describe)
2	Chain of custody documents included with shipment?	✓			Circle Applicable: Client contacted and provided COC COC created upon receipt
3	Samples requiring cold preservation within (0 ≤ 6 deg. C)?*	✓			Preservation Method: (Wet Ice) Ice Packs Dry ice (None) Other: *all temperatures are recorded in Celsius TEMP: 3°C
4	Daily check performed and passed on IR temperature gun?	✓			Temperature Device Serial #: IR4-23 Secondary Temperature Device Serial # (If Applicable):
5	Sample containers intact and sealed?	✓			Circle Applicable: Seals broken Damaged container Leaking container Other (describe)
6	Samples requiring chemical preservation at proper pH?	✓			Sample ID's and Containers Affected: If Preservation added, Lot#:
7	Do any samples require Volatile Analysis?			✓	If Yes, are Encores or Soil Kits present for solids? Yes___ No___ NA___(If yes, take to VOA Freezer) Do liquid VOA vials contain acid preservation? Yes___ No___ NA___(If unknown, select No) Are liquid VOA vials free of headspace? Yes___ No___ NA___ Sample ID's and containers affected:
8	Samples received within holding time?	✓			ID's and tests affected:
9	Sample ID's on COC match ID's on bottles?	✓			ID's and containers affected:
10	Date & time on COC match date & time on bottles?	✓			Circle Applicable: No dates on containers No times on containers COC missing info Other (describe)
11	Number of containers received match number indicated on COC?			✓	Circle Applicable: No container count on COC (Other (describe)) Missing AF68715 and AF68722
12	Are sample containers identifiable as GEL provided by use of GEL labels?	✓			
13	COC form is properly signed in relinquished/received sections?	✓			Circle Applicable: Not relinquished Other (describe)

Comments (Use Continuation Form if needed):

PM (or PMA) review: Initials CO Date 7/3/23 Page ___ of ___

GL-CHL-SR-001 Rev 7

List of current GEL Certifications as of 27 July 2023

State	Certification
Alabama	42200
Alaska	17-018
Alaska Drinking Water	SC00012
Arkansas	88-0651
CLIA	42D0904046
California	2940
Colorado	SC00012
Connecticut	PH-0169
DoD ELAP/ ISO17025 A2LA	2567.01
Florida NELAP	E87156
Foreign Soils Permit	P330-15-00283, P330-15-00253
Georgia	SC00012
Georgia SDWA	967
Hawaii	SC00012
Idaho	SC00012
Illinois NELAP	200029
Indiana	C-SC-01
Kansas NELAP	E-10332
Kentucky SDWA	90129
Kentucky Wastewater	90129
Louisiana Drinking Water	LA024
Louisiana NELAP	03046 (AI33904)
Maine	2019020
Maryland	270
Massachusetts	M-SC012
Massachusetts PFAS Approv	Letter
Michigan	9976
Mississippi	SC00012
Nebraska	NE-OS-26-13
Nevada	SC000122023-4
New Hampshire NELAP	2054
New Jersey NELAP	SC002
New Mexico	SC00012
New York NELAP	11501
North Carolina	233
North Carolina SDWA	45709
North Dakota	R-158
Oklahoma	2022-160
Pennsylvania NELAP	68-00485
Puerto Rico	SC00012
S. Carolina Radiochem	10120002
Sanitation Districts of L	9255651
South Carolina Chemistry	10120001
Tennessee	TN 02934
Texas NELAP	T104704235-22-20
Utah NELAP	SC000122022-37
Vermont	VT87156
Virginia NELAP	460202
Washington	C780

GEL Laboratories LLC
a member of The GEL Group INC

2040 Savage Road | Charleston, SC 29407
843.556.8171
gel.com

October 11, 2023

Ms. Jeanette Gilmetti
Santee Cooper
P.O. Box 2946101
OCO3
Moncks Corner, South Carolina 29461

Re: ABS Lab Analytical
Work Order: 640498

Dear Ms. Gilmetti:

GEL Laboratories, LLC (GEL) appreciates the opportunity to provide the enclosed analytical results for the sample(s) we received on September 29, 2023. This original data report has been prepared and reviewed in accordance with GEL's standard operating procedures.

The samples were delivered with proper chain of custody documentation and signatures. All sample containers arrived without any visible signs of tampering or breakage. There are no additional comments concerning sample receipt.

Test results for NELAP or ISO 17025 accredited tests are verified to meet the requirements of those standards, with any exceptions noted. The results reported relate only to the items tested and to the sample as received by the laboratory. These results may not be reproduced except as full reports without approval by the laboratory. Copies of GEL's accreditations and certifications can be found on our website at www.gel.com.

Our policy is to provide high quality, personalized analytical services to enable you to meet your analytical needs on time every time. We trust that you will find everything in order and to your satisfaction. If you have any questions, please do not hesitate to call me at (843) 556-8171, ext. 4289.

Sincerely,

Jordan Melton

Jordan Melton for
Julie Robinson
Project Manager

Purchase Order: 398684
Enclosures

GEL LABORATORIES LLC
2040 Savage Road Charleston SC 29407 - (843) 556-8171 - www.gel.com

Certificate of Analysis Report
for

SOOP001 Santee Cooper

Client SDG: 640498 GEL Work Order: 640498

The Qualifiers in this report are defined as follows:

* A quality control analyte recovery is outside of specified acceptance criteria

** Analyte is a Tracer compound

** Analyte is a surrogate compound

J Value is estimated

U Analyte was analyzed for, but not detected above the MDL, MDA, MDC or LOD.

Where the analytical method has been performed under NELAP certification, the analysis has met all of the requirements of the NELAC standard unless qualified on the Certificate of Analysis.

The designation ND, if present, appears in the result column when the analyte concentration is not detected above the limit as defined in the 'U' qualifier above.

This data report has been prepared and reviewed in accordance with GEL Laboratories LLC standard operating procedures. Please direct any questions to your Project Manager, Julie Robinson.

Reviewed by Jordan Melton

GEL LABORATORIES LLC
2040 Savage Road Charleston SC 29407 - (843) 556-8171 - www.gel.com

Certificate of Analysis

Report Date: October 11, 2023

Company :	Santee Cooper
Address :	P.O. Box 2946101 OCO3 Moncks Corner, South Carolina 29461
Contact:	Ms. Jeanette Gilmetti
Project:	ABS Lab Analytical

Client Sample ID:	AF79064	Project:	SOOP00119
Sample ID:	640498001	Client ID:	SOOP001
Matrix:	GW		
Collect Date:	26-SEP-23 12:13		
Receive Date:	29-SEP-23		
Collector:	Client		

Parameter	Qualifier	Result	DL	RL	Units	PF	DF	Analyst	Date	Time	Batch	Method
Ion Chromatography												
EPA 300.0 Chloride, Liquid "As Received"												
Chloride		211	3.35	10.0	mg/L		50	LXA2	10/10/23	0438	2505683	1
Sulfate		36.0	6.65	20.0	mg/L		50					

The following Analytical Methods were performed:

Method	Description	Analyst Comments
1	EPA 300.0	

Notes:

Column headers are defined as follows:

DF: Dilution Factor
DL: Detection Limit
MDA: Minimum Detectable Activity
MDC: Minimum Detectable Concentration
Lc/LC: Critical Level
PF: Prep Factor
RL: Reporting Limit
SQL: Sample Quantitation Limit

GEL LABORATORIES LLC
2040 Savage Road Charleston SC 29407 - (843) 556-8171 - www.gel.com

Certificate of Analysis

Report Date: October 11, 2023

Company :	Santee Cooper
Address :	P.O. Box 2946101 OCO3 Moncks Corner, South Carolina 29461
Contact:	Ms. Jeanette Gilmetti
Project:	ABS Lab Analytical

Client Sample ID:	AF79065	Project:	SOOP00119
Sample ID:	640498002	Client ID:	SOOP001
Matrix:	GW		
Collect Date:	27-SEP-23 10:49		
Receive Date:	29-SEP-23		
Collector:	Client		

Parameter	Qualifier	Result	DL	RL	Units	PF	DF	Analyst	Date	Time	Batch	Method
Ion Chromatography												
EPA 300.0 Chloride, Liquid "As Received"												
Chloride		342	6.70	20.0	mg/L		100	LXA2	10/10/23	0610	2505683	1
Sulfate		84.5	13.3	40.0	mg/L		100					

The following Analytical Methods were performed:

Method	Description	Analyst Comments
1	EPA 300.0	

Notes:

Column headers are defined as follows:

DF: Dilution Factor	Lc/LC: Critical Level
DL: Detection Limit	PF: Prep Factor
MDA: Minimum Detectable Activity	RL: Reporting Limit
MDC: Minimum Detectable Concentration	SQL: Sample Quantitation Limit

GEL LABORATORIES LLC
2040 Savage Road Charleston SC 29407 - (843) 556-8171 - www.gel.com

Certificate of Analysis

Report Date: October 11, 2023

Company :	Santee Cooper
Address :	P.O. Box 2946101 OCO3 Moncks Corner, South Carolina 29461
Contact:	Ms. Jeanette Gilmetti
Project:	ABS Lab Analytical

Client Sample ID:	AF79066	Project:	SOOP00119
Sample ID:	640498003	Client ID:	SOOP001
Matrix:	GW		
Collect Date:	27-SEP-23 10:54		
Receive Date:	29-SEP-23		
Collector:	Client		

Parameter	Qualifier	Result	DL	RL	Units	PF	DF	Analyst	Date	Time	Batch	Method
Ion Chromatography												
EPA 300.0 Chloride, Liquid "As Received"												
Chloride		345	6.70	20.0	mg/L		100	LXA2	10/10/23	0641	2505683	1
Sulfate		96.4	13.3	40.0	mg/L		100					

The following Analytical Methods were performed:

Method	Description	Analyst Comments
1	EPA 300.0	

Notes:

Column headers are defined as follows:

DF: Dilution Factor
DL: Detection Limit
MDA: Minimum Detectable Activity
MDC: Minimum Detectable Concentration
Lc/LC: Critical Level
PF: Prep Factor
RL: Reporting Limit
SQL: Sample Quantitation Limit

GEL LABORATORIES LLC
2040 Savage Road Charleston SC 29407 - (843) 556-8171 - www.gel.com

Certificate of Analysis

Report Date: October 11, 2023

Company :	Santee Cooper
Address :	P.O. Box 2946101 OCO3 Moncks Corner, South Carolina 29461
Contact:	Ms. Jeanette Gilmetti
Project:	ABS Lab Analytical

Client Sample ID:	AF79067	Project:	SOOP00119
Sample ID:	640498004	Client ID:	SOOP001
Matrix:	GW		
Collect Date:	27-SEP-23 13:19		
Receive Date:	29-SEP-23		
Collector:	Client		

Parameter	Qualifier	Result	DL	RL	Units	PF	DF	Analyst	Date	Time	Batch	Method
Ion Chromatography												
EPA 300.0 Chloride, Liquid "As Received"												
Chloride		939	13.4	40.0	mg/L		200	LXA2	10/10/23	0712	2505683	1
Sulfate		699	26.6	80.0	mg/L		200					

The following Analytical Methods were performed:

Method	Description	Analyst Comments
1	EPA 300.0	

Notes:

Column headers are defined as follows:

DF: Dilution Factor	Lc/LC: Critical Level
DL: Detection Limit	PF: Prep Factor
MDA: Minimum Detectable Activity	RL: Reporting Limit
MDC: Minimum Detectable Concentration	SQL: Sample Quantitation Limit

QC Summary

Report Date: October 11, 2023

Santee Cooper
P.O. Box 2946101
OCO3
Moncks Corner, South Carolina

Contact: **Ms. Jeanette Gilmetti**

Workorder: **640498**

Parmname	NOM	Sample	Qual	QC	Units	RPD%	REC%	Range	Anlst	Date Time
Ion Chromatography										
Batch 2505683										
QC1205541104 640498001 DUP										
Chloride		211		212	mg/L	0.534		(0%-20%)	LXA2	10/10/23 05:09
Sulfate		36.0		38.8	mg/L	7.48 ^		(+/-20.0)		
QC1205541102 LCS										
Chloride	5.00			4.59	mg/L		91.9	(90%-110%)		10/09/23 16:48
Sulfate	10.0			9.45	mg/L		94.5	(90%-110%)		
QC1205541101 MB										
Chloride			U	ND	mg/L					10/09/23 16:17
Sulfate			J	0.183	mg/L					
QC1205541106 640498001 PS										
Chloride	5.00	4.22		9.76	mg/L		111 *	(90%-110%)		10/10/23 05:40
Sulfate	10.0	0.721		10.4	mg/L		97.1	(90%-110%)		

Notes:

The Qualifiers in this report are defined as follows:

- U Analyte was analyzed for, but not detected above the MDL, MDA, MDC or LOD.
- J Value is estimated
- X Consult Case Narrative, Data Summary package, or Project Manager concerning this qualifier
- H Analytical holding time was exceeded
- < Result is less than value reported
- > Result is greater than value reported
- h Preparation or preservation holding time was exceeded
- R Sample results are rejected

QC Summary

Workorder: **640498**

Parmname	NOM	Sample	Qual	QC	Units	RPD%	REC%	Range	Anlst	Date	Time

Z	Paint Filter Test--Particulates passed through the filter, however no free liquids were observed.
d	5-day BOD--The 2:1 depletion requirement was not met for this sample
^	RPD of sample and duplicate evaluated using +/-RL. Concentrations are <5X the RL. Qualifier Not Applicable for Radiochemistry.
N/A	RPD or %Recovery limits do not apply.
ND	Analyte concentration is not detected above the detection limit
NJ	Consult Case Narrative, Data Summary package, or Project Manager concerning this qualifier
E	General Chemistry--Concentration of the target analyte exceeds the instrument calibration range
Q	One or more quality control criteria have not been met. Refer to the applicable narrative or DER.
N1	See case narrative
R	Per section 9.3.4.1 of Method 1664 Revision B, due to matrix spike recovery issues, this result may not be reported or used for regulatory compliance purposes.
B	The target analyte was detected in the associated blank.
e	5-day BOD--Test replicates show more than 30% difference between high and low values. The data is qualified per the method and can be used for reporting purposes
J	See case narrative for an explanation

N/A indicates that spike recovery limits do not apply when sample concentration exceeds spike conc. by a factor of 4 or more or %RPD not applicable.
^ The Relative Percent Difference (RPD) obtained from the sample duplicate (DUP) is evaluated against the acceptance criteria when the sample is greater than five times (5X) the contract required detection limit (RL). In cases where either the sample or duplicate value is less than 5X the RL, a control limit of +/- the RL is used to evaluate the DUP result.
* Indicates that a Quality Control parameter was not within specifications.
For PS, PSD, and SDILT results, the values listed are the measured amounts, not final concentrations.

Where the analytical method has been performed under NELAP certification, the analysis has met all of the requirements of the NELAC standard unless qualified on the QC Summary.

General Chemistry
Technical Case Narrative
Santee Cooper
SDG #: 640498

Product: **Ion Chromatography**
Analytical Method: EPA 300.0
Analytical Procedure: GL-GC-E-086 REV# 33
Analytical Batch: 2505683

The following samples were analyzed using the above methods and analytical procedure(s).

GEL Sample ID#	Client Sample Identification
640498001	AF79064
640498002	AF79065
640498003	AF79066
640498004	AF79067
1205541101	Method Blank (MB)
1205541102	Laboratory Control Sample (LCS)
1205541104	640498001(AF79064) Sample Duplicate (DUP)
1205541106	640498001(AF79064) Post Spike (PS)

The samples in this SDG were analyzed on an "as received" basis.

Data Summary:

All sample data provided in this report met the acceptance criteria specified in the analytical methods and procedures for initial calibration, continuing calibration, instrument controls and process controls where applicable, with the following exceptions.

Quality Control (QC) Information

Matrix Spike (MS)/Post Spike (PS) Recovery Statement
The percent recoveries (%R) obtained from the spike analyses are evaluated when the sample concentration is less than four times (4X) the spike concentration added. The matrix spike recovered outside of the established acceptance limits due to matrix interference and/or non-homogeneity.

Analyte	Sample	Value
Chloride	1205541106 (AF79064PS)	111* (90%-110%)

Technical Information

Sample Dilutions
The following samples 1205541104 (AF79064DUP), 1205541106 (AF79064PS), 640498001 (AF79064), 640498002 (AF79065), 640498003 (AF79066) and 640498004 (AF79067) were diluted because target analyte concentrations exceeded the calibration range. Samples 1205541104 (AF79064DUP), 1205541106 (AF79064PS), 640498001 (AF79064), 640498002 (AF79065), 640498003 (AF79066) and 640498004 (AF79067) were diluted based on historical data. Dilutions may be required for many reasons, including to minimize matrix interferences or to bring over range target analyte concentrations into the linear calibration range.

Analyte	640498			
	001	**002**	**003**	**004**
Chloride	50X	100X	100X	200X
Sulfate	50X	100X	100X	200X

Certification Statement

Where the analytical method has been performed under NELAP certification, the analysis has met all of the requirements of the NELAC standard unless otherwise noted in the analytical case narrative.

Contract Lab Info: GEL Contract Lab Due Date (Lab Only): 10 / 9 / 23 Send report to lcwillia@santeecooper.com & sjbrown@santeecooper.com

Chain of Custody

639284
639285

santee cooper
Santee Cooper
One Riverwood Drive
Moncks Corner, SC 29461
Phone: (843)761-8000 Ext. 5148
Fax: (843)761-4175

Customer Email/Report Recipient: LCWILLIA@santeecooper.com

Date Results Needed by: ___/___/___

Project/Task/Unit #: 125915 / JM02.09.G01.1 / 36500

Rerun request for any flagged QC (Yes) No

Analysis Group

Labworks ID # (Internal use only)	Sample Location/ Description	Collection Date	Collection Time	Sample Collector	Total # of containers	Bottle type: (Glass-G/Plastic-P)	Grab (G) or Composite (C)	Matrix(see below)	Preservative (see below)	Comments • Method # • Reporting limit • Misc. sample info • Any other notes	RAD 226/228	TOTAL RAD CALC	F, Cl, SO4	
AF79064	WAP-27	9/26/23	1213	EDM BSB	3	P	G	GW	2/1		2	X	1	
65	WAP-28	9/27/23	1049											
66	WAP-28 DUP		1054											
67	WAP-29		1319											

Relinquished by:	Employee#	Date	Time	Received by:	Employee #	Date	Time
[signature]	36851	9/29/23	0936	[signature]	GEL	9/29/23	0936
Relinquished by:	Employee#	Date	Time	Received by:	Employee #	Date	Time
[signature]	GEL	9/29/23	1400	[signature]	GEL	9/29/23	1600
Relinquished by:	Employee#	Date	Time	Received by:	Employee #	Date	Time

Sample Receiving (Internal Use Only)
TEMP (°C):_____ Initial:_____
Correct pH: Yes No
Preservative Lot#:
Date/Time/Init for preservative:

☐ METALS (all)

☐ Ag	☐ Cu	☐ Sb
☐ Al	☐ Fe	☐ Se
☐ As	☐ K	☐ Sn
☐ B	☐ Li	☐ Sr
☐ Ba	☐ Mg	☐ Ti
☐ Be	☐ Mn	☐ Tl
☐ Ca	☐ Mo	☐ V
☐ Cd	☐ Na	☐ Zn
☐ Co	☐ Ni	☐ Hg
☐ Cr	☐ Pb	☐ CrVI

Nutrients
☐ TOC
☐ DOC
☐ TP/TPO4
☐ NH3-N
☐ F
☐ Cl
☐ NO2
☐ Br
☐ NO3
☐ SO4

MISC.
☐ BTEX
☐ Naphthalene
☐ THM/HAA
☐ VOC
☐ Oil & Grease
☐ E. Coli
☐ Total Coliform
☐ pH
☐ Dissolved As
☐ Dissolved Fe
☐ Rad 226
☐ Rad 228
☐ PCB

Gypsum
☐ Wallboard Gypsum(*all below*)
☐ AIM
☐ TOC
☐ Total metals
☐ Soluble Metals
☐ Purity (CaSO4)
☐ % Moisture
☐ Sulfites
☐ pH
☐ Chlorides
☐ Particle Size
☐ Sulfur

Coal
☐ Ultimate
☐ % Moisture
☐ Ash
☐ Sulfur
☐ BTUs
☐ Volatile Matter
☐ CHN
Other Tests:
☐ XRF Scan
☐ HGI
☐ Fineness
☐ Particulate Matter

Flyash
☐ Ammonia
☐ LOI
☐ % Carbon
☐ Mineral Analysis
☐ Sieve
☐ % Moisture

NPDES
☐ Oil & Grease
☐ As
☐ TSS

Oil
☐ Trans. Oil Qual.
☐ %Moisture
☐ Color
☐ Acidity
☐ Dielectric Strength
☐ IFT
☐ Dissolved Gases
☐ Used Oil
☐ Flashpoint
☐ Metals in oil (As,Cd,Cr,Ni,Pb Hg)
☐ TX
☐ GOFER

Matrix codes: GW-groundwater, DW-drinking water, SW-surface water, WW-waste water, BW-boiler water, L-limestone, Oil-oil, S-Soil, SL-solid, C-coal, G-gypsum, FA-flyash, BA-bottom ash, M-misc (describe in comment section)
Preservative code: 1=<4°C 2=HNO_3 3=H_2SO_4 4-HCl 5=$Na_2S_2O_3$ 6-Other (Specify)

GEL Laboratories LLC

SAMPLE RECEIPT & REVIEW FORM

Client: SCDP	SDG/AR/COC/Work Order: 639284 / 639285
Received By: QG	Date Received: 9/29/23
Carrier and Tracking Number	Circle Applicable: FedEx Express FedEx Ground UPS Field Services Courier Other n/a

Suspected Hazard Information	Yes	No	
			*If Net Counts > 100cpm on samples not marked "radioactive", contact the Radiation Safety Group for further investigation.
A)Shipped as a DOT Hazardous?		✓	Hazard Class Shipped: UN#: If UN2910, Is the Radioactive Shipment Survey Compliant? Yes___ No___
B) Did the client designate the samples are to be received as radioactive?		✓	COC notation or radioactive stickers on containers equal client designation.
C) Did the RSO classify the samples as radioactive?		✓	Maximum Net Counts Observed* (Observed Counts - Area Background Counts): 0 CPM / mR/Hr Classified as: Rad 1 Rad 2 Rad 3
D) Did the client designate samples are hazardous?		✓	COC notation or hazard labels on containers equal client designation.
E) Did the RSO identify possible hazards?		✓	If D or E is yes, select Hazards below. PCB's Flammable Foreign Soil RCRA Asbestos Beryllium Other:

	Sample Receipt Criteria	Yes	NA	No	Comments/Qualifiers (Required for Non-Conforming Items)
1	Shipping containers received intact and sealed?	✓			Circle Applicable: Seals broken Damaged container Leaking container Other (describe)
2	Chain of custody documents included with shipment?	✓			Circle Applicable: Client contacted and provided COC COC created upon receipt
3	Samples requiring cold preservation within (0 ≤ 6 deg. C)?*	✓			Preservation Method: Wet Ice Ice Packs Dry ice None Other: *all temperatures are recorded in Celsius TEMP: 3°C
4	Daily check performed and passed on IR temperature gun?	✓			Temperature Device Serial #: IR1-23 Secondary Temperature Device Serial # (If Applicable):
5	Sample containers intact and sealed?	✓			Circle Applicable: Seals broken Damaged container Leaking container Other (describe)
6	Samples requiring chemical preservation at proper pH?				Sample ID's and Containers Affected: If Preservation added, Lot#:
7	Do any samples require Volatile Analysis?				If Yes, are Encores or Soil Kits present for solids? Yes___ No___ NA___(If yes, take to VOA Freezer) Do liquid VOA vials contain acid preservation? Yes___ No___ NA___(If unknown, select No) Are liquid VOA vials free of headspace? Yes___ No___ NA___ Sample ID's and containers affected:
8	Samples received within holding time?	✓			ID's and tests affected:
9	Sample ID's on COC match ID's on bottles?	✓			ID's and containers affected:
10	Date & time on COC match date & time on bottles?	✓			Circle Applicable: No dates on containers No times on containers COC missing info Other (describe)
11	Number of containers received match number indicated on COC?	✓			Circle Applicable: No container count on COC Other (describe)
12	Are sample containers identifiable as GEL provided by use of GEL labels?	✓			
13	COC form is properly signed in relinquished/received sections?	✓			Circle Applicable: Not relinquished Other (describe)

Comments (Use Continuation Form if needed):

PM (or PMA) review: Initials JW Date 9/30/23 Page 1 of 1

GL-CHL-SR-001 Rev 7

List of current GEL Certifications as of 11 October 2023

State	Certification
Alabama	42200
Alaska	17-018
Alaska Drinking Water	SC00012
Arkansas	88-00651
CLIA	42D0904046
California	2940
Colorado	SC00012
Connecticut	PH-0169
DoD ELAP/ ISO17025 A2LA	2567.01
Florida NELAP	E87156
Foreign Soils Permit	P330-15-00283, P330-15-00253
Georgia	SC00012
Georgia SDWA	967
Hawaii	SC00012
Idaho	SC00012
Illinois NELAP	200029
Indiana	C-SC-01
Kansas NELAP	E-10332
Kentucky SDWA	KY90129
Kentucky Wastewater	KY90129
Louisiana Drinking Water	LA024
Louisiana NELAP	03046 (AI33904)
Maine	2023019
Maryland	270
Massachusetts	M-SC012
Massachusetts PFAS Approv	Letter
Michigan	9976
Mississippi	SC00012
Nebraska	NE-OS-26-13
Nevada	SC000122024-04
New Hampshire NELAP	2054
New Jersey NELAP	SC002
New Mexico	SC00012
New York NELAP	11501
North Carolina	233
North Carolina SDWA	45709
North Dakota	R-158
Oklahoma	2022-160
Pennsylvania NELAP	68-00485
Puerto Rico	SC00012
S. Carolina Radiochem	10120002
Sanitation Districts of L	9255651
South Carolina Chemistry	10120001
Tennessee	TN 02934
Texas NELAP	T104704235-23-21
Utah NELAP	SC000122022-37
Vermont	VT87156
Virginia NELAP	460202
Washington	C780

eurofins | Environment Testing

1 2 3 4 5 6 7 8 9 10 11 12 13 14

ANALYTICAL REPORT

PREPARED FOR

Attn: Linda Williams
South Carolina Public Service Authority
Santee Cooper
PO BOX 2946101
Moncks Corner, South Carolina 29461-2901

Generated 7/14/2023 8:56:55 AM Revision 1

JOB DESCRIPTION

Santee Cooper / 125915

JOB NUMBER

680-237317-1

Eurofins Savannah
5102 LaRoche Avenue
Savannah GA 31404

See page two for job notes and contact information.

my EOL

Job Notes

This report may not be reproduced except in full, and with written approval from the laboratory. The results relate only to the samples tested. For questions please contact the Project Manager at the e-mail address or telephone number listed on this page.

The test results in this report relate only to the samples as received by the laboratory and will meet all requirements of the methodology, with any exceptions noted. This report shall not be reproduced except in full, without the express written approval of the laboratory. All questions should be directed to the Eurofins Environment Testing Southeast, LLC Project Manager.

Authorization

Generated
7/14/2023 8:56:55 AM
Revision 1

Authorized for release by
Heather Trotter, Project Manager
Heather.Trotter@et.eurofinsus.com
Designee for
Jerry Lanier, Project Manager I
Jerry.Lanier@et.eurofinsus.com
(912)250-0281

Table of Contents

Cover Page 1
Table of Contents 3
Case Narrative 4
Sample Summary 5
Method Summary 6
Definitions 7
Detection Summary 8
Client Sample Results 9
QC Sample Results 18
QC Association 19
Chronicle 20
Chain of Custody 22
Receipt Checklists 23
Certification Summary 24

Job ID: 680-237317-1

Laboratory: Eurofins Savannah

Narrative

Job Narrative
680-237317-1

Comments
No additional comments.

Revision
The report being provided is a revision of the original report sent on 7/11/2023. The report (revision 1) is being revised due to: Client needs the Mercury associated with failed QC to be ran again for verification..

Receipt
The samples were received on 7/6/2023 9:40 AM. Unless otherwise noted below, the samples arrived in good condition, and where required, properly preserved and on ice. The temperature of the cooler at receipt was 21.2º C.

Metals
No analytical or quality issues were noted, other than those described in the Definitions/Glossary page.

Sample Summary

Client: South Carolina Public Service Authority
Project/Site: Santee Cooper / 125915

Job ID: 680-237317-1

Lab Sample ID	Client Sample ID	Matrix	Collected	Received
680-237317-1	AF68719	Water	06/29/23 10:48	07/06/23 09:40
680-237317-2	AF68720	Water	06/29/23 11:40	07/06/23 09:40
680-237317-3	AF68721	Water	06/29/23 11:45	07/06/23 09:40
680-237317-4	AF68713	Water	06/29/23 13:51	07/06/23 09:40
680-237317-5	AF68714	Water	06/28/23 14:09	07/06/23 09:40
680-237317-6	AF68712	Water	06/28/23 15:20	07/06/23 09:40
680-237317-7	AF68748	Water	06/27/23 10:15	07/06/23 09:40
680-237317-8	AF68711	Water	06/27/23 11:26	07/06/23 09:40
680-237317-9	AF68717	Water	06/27/23 13:57	07/06/23 09:40

Method Summary

Client: South Carolina Public Service Authority
Project/Site: Santee Cooper / 125915

Job ID: 680-237317-1

Method	Method Description	Protocol	Laboratory
7470A	Mercury (CVAA)	SW846	EET SAV
7470A	Preparation, Mercury	SW846	EET SAV

Protocol References:

SW846 = "Test Methods For Evaluating Solid Waste, Physical/Chemical Methods", Third Edition, November 1986 And Its Updates.

Laboratory References:

EET SAV = Eurofins Savannah, 5102 LaRoche Avenue, Savannah, GA 31404, TEL (912)354-7858

Definitions/Glossary

Client: South Carolina Public Service Authority
Project/Site: Santee Cooper / 125915

Job ID: 680-237317-1

Qualifiers

Metals

Qualifier	Qualifier Description
F1	MS and/or MSD recovery exceeds control limits.
F2	MS/MSD RPD exceeds control limits
U	Indicates the analyte was analyzed for but not detected.

Glossary

Abbreviation	These commonly used abbreviations may or may not be present in this report.
¤	Listed under the "D" column to designate that the result is reported on a dry weight basis
%R	Percent Recovery
CFL	Contains Free Liquid
CFU	Colony Forming Unit
CNF	Contains No Free Liquid
DER	Duplicate Error Ratio (normalized absolute difference)
Dil Fac	Dilution Factor
DL	Detection Limit (DoD/DOE)
DL, RA, RE, IN	Indicates a Dilution, Re-analysis, Re-extraction, or additional Initial metals/anion analysis of the sample
DLC	Decision Level Concentration (Radiochemistry)
EDL	Estimated Detection Limit (Dioxin)
LOD	Limit of Detection (DoD/DOE)
LOQ	Limit of Quantitation (DoD/DOE)
MCL	EPA recommended "Maximum Contaminant Level"
MDA	Minimum Detectable Activity (Radiochemistry)
MDC	Minimum Detectable Concentration (Radiochemistry)
MDL	Method Detection Limit
ML	Minimum Level (Dioxin)
MPN	Most Probable Number
MQL	Method Quantitation Limit
NC	Not Calculated
ND	Not Detected at the reporting limit (or MDL or EDL if shown)
NEG	Negative / Absent
POS	Positive / Present
PQL	Practical Quantitation Limit
PRES	Presumptive
QC	Quality Control
RER	Relative Error Ratio (Radiochemistry)
RL	Reporting Limit or Requested Limit (Radiochemistry)
RPD	Relative Percent Difference, a measure of the relative difference between two points
TEF	Toxicity Equivalent Factor (Dioxin)
TEQ	Toxicity Equivalent Quotient (Dioxin)
TNTC	Too Numerous To Count

Detection Summary

Client: South Carolina Public Service Authority
Project/Site: Santee Cooper / 125915

Job ID: 680-237317-1

Client Sample ID: AF68719 — Lab Sample ID: 680-237317-1

No Detections.

Client Sample ID: AF68720 — Lab Sample ID: 680-237317-2

No Detections.

Client Sample ID: AF68721 — Lab Sample ID: 680-237317-3

No Detections.

Client Sample ID: AF68713 — Lab Sample ID: 680-237317-4

No Detections.

Client Sample ID: AF68714 — Lab Sample ID: 680-237317-5

No Detections.

Client Sample ID: AF68712 — Lab Sample ID: 680-237317-6

No Detections.

Client Sample ID: AF68748 — Lab Sample ID: 680-237317-7

No Detections.

Client Sample ID: AF68711 — Lab Sample ID: 680-237317-8

No Detections.

Client Sample ID: AF68717 — Lab Sample ID: 680-237317-9

No Detections.

This Detection Summary does not include radiochemical test results.

Client: South Carolina Public Service Authority
Project/Site: Santee Cooper / 125915

Job ID: 680-237317-1

Client Sample ID: AF68719
Date Collected: 06/29/23 10:48
Date Received: 07/06/23 09:40

Lab Sample ID: 680-237317-1
Matrix: Water

Method: SW846 7470A - Mercury (CVAA)

Analyte	Result	Qualifier	RL	MDL	Unit	D	Prepared	Analyzed	Dil Fac
Mercury	0.200	U	0.200		ug/L		07/10/23 12:38	07/11/23 14:29	1

Client: South Carolina Public Service Authority
Project/Site: Santee Cooper / 125915

Job ID: 680-237317-1

Client Sample ID: AF68720
Date Collected: 06/29/23 11:40
Date Received: 07/06/23 09:40

Lab Sample ID: 680-237317-2
Matrix: Water

Method: SW846 7470A - Mercury (CVAA)

Analyte	Result	Qualifier	RL	MDL	Unit	D	Prepared	Analyzed	Dil Fac
Mercury	0.200	U F1 F2	0.200		ug/L		07/10/23 12:38	07/11/23 14:30	1
Mercury	0.200	U	0.200		ug/L		07/13/23 09:39	07/13/23 13:38	1

Client: South Carolina Public Service Authority
Project/Site: Santee Cooper / 125915

Job ID: 680-237317-1

Client Sample ID: AF68721
Date Collected: 06/29/23 11:45
Date Received: 07/06/23 09:40

Lab Sample ID: 680-237317-3
Matrix: Water

Method: SW846 7470A - Mercury (CVAA)

Analyte	Result	Qualifier	RL	MDL	Unit	D	Prepared	Analyzed	Dil Fac
Mercury	0.200	U	0.200		ug/L		07/10/23 12:38	07/11/23 14:35	1

Client Sample Results

Client: South Carolina Public Service Authority
Project/Site: Santee Cooper / 125915

Job ID: 680-237317-1

Client Sample ID: AF68713
Date Collected: 06/29/23 13:51
Date Received: 07/06/23 09:40

Lab Sample ID: 680-237317-4
Matrix: Water

Method: SW846 7470A - Mercury (CVAA)

Analyte	Result	Qualifier	RL	MDL	Unit	D	Prepared	Analyzed	Dil Fac
Mercury	0.200	U	0.200		ug/L		07/10/23 12:38	07/11/23 14:36	1

Client: South Carolina Public Service Authority
Project/Site: Santee Cooper / 125915

Job ID: 680-237317-1

Client Sample ID: AF68714
Date Collected: 06/28/23 14:09
Date Received: 07/06/23 09:40

Lab Sample ID: 680-237317-5
Matrix: Water

Method: SW846 7470A - Mercury (CVAA)

Analyte	Result	Qualifier	RL	MDL	Unit	D	Prepared	Analyzed	Dil Fac
Mercury	0.200	U	0.200		ug/L		07/10/23 12:38	07/11/23 14:38	1

Client: South Carolina Public Service Authority
Project/Site: Santee Cooper / 125915

Job ID: 680-237317-1

Client Sample ID: AF68712
Date Collected: 06/28/23 15:20
Date Received: 07/06/23 09:40

Lab Sample ID: 680-237317-6
Matrix: Water

Method: SW846 7470A - Mercury (CVAA)

Analyte	Result	Qualifier	RL	MDL	Unit	D	Prepared	Analyzed	Dil Fac
Mercury	0.200	U	0.200		ug/L		07/10/23 12:38	07/11/23 14:39	1

Client: South Carolina Public Service Authority
Project/Site: Santee Cooper / 125915

Job ID: 680-237317-1

Client Sample ID: AF68748
Date Collected: 06/27/23 10:15
Date Received: 07/06/23 09:40

Lab Sample ID: 680-237317-7
Matrix: Water

Method: SW846 7470A - Mercury (CVAA)

Analyte	Result	Qualifier	RL	MDL	Unit	D	Prepared	Analyzed	Dil Fac
Mercury	0.200	U	0.200		ug/L		07/10/23 12:38	07/11/23 13:19	1

Client: South Carolina Public Service Authority
Project/Site: Santee Cooper / 125915

Job ID: 680-237317-1

Client Sample ID: AF68711
Date Collected: 06/27/23 11:26
Date Received: 07/06/23 09:40

Lab Sample ID: 680-237317-8
Matrix: Water

Method: SW846 7470A - Mercury (CVAA)

Analyte	Result	Qualifier	RL	MDL	Unit	D	Prepared	Analyzed	Dil Fac
Mercury	0.200	U	0.200		ug/L		07/10/23 12:38	07/11/23 13:20	1

Client: South Carolina Public Service Authority
Project/Site: Santee Cooper / 125915

Job ID: 680-237317-1

Client Sample ID: AF68717
Date Collected: 06/27/23 13:57
Date Received: 07/06/23 09:40

Lab Sample ID: 680-237317-9
Matrix: Water

Method: SW846 7470A - Mercury (CVAA)

Analyte	Result	Qualifier	RL	MDL	Unit	D	Prepared	Analyzed	Dil Fac
Mercury	0.200	U	0.200		ug/L		07/10/23 12:38	07/11/23 13:22	1

Method: 7470A - Mercury (CVAA)

Lab Sample ID: MB 680-787520/1-A
Matrix: Water
Analysis Batch: 787762

Client Sample ID: Method Blank
Prep Type: Total/NA
Prep Batch: 787520

Analyte	MB Result	MB Qualifier	RL	MDL	Unit	D	Prepared	Analyzed	Dil Fac
Mercury	0.200	U	0.200		ug/L		07/10/23 12:38	07/11/23 14:26	1

Lab Sample ID: LCS 680-787520/2-A
Matrix: Water
Analysis Batch: 787762

Client Sample ID: Lab Control Sample
Prep Type: Total/NA
Prep Batch: 787520

Analyte	Spike Added	LCS Result	LCS Qualifier	Unit	D	%Rec	%Rec Limits
Mercury	2.50	2.357		ug/L		94	80 - 120

Lab Sample ID: 680-237317-2 MS
Matrix: Water
Analysis Batch: 787762

Client Sample ID: AF68720
Prep Type: Total/NA
Prep Batch: 787520

Analyte	Sample Result	Sample Qualifier	Spike Added	MS Result	MS Qualifier	Unit	D	%Rec	%Rec Limits
Mercury	0.200	U F1 F2	1.00	0.2587	F1	ug/L		26	80 - 120

Lab Sample ID: 680-237317-2 MSD
Matrix: Water
Analysis Batch: 787762

Client Sample ID: AF68720
Prep Type: Total/NA
Prep Batch: 787520

Analyte	Sample Result	Sample Qualifier	Spike Added	MSD Result	MSD Qualifier	Unit	D	%Rec	%Rec Limits	RPD	RPD Limit
Mercury	0.200	U F1 F2	1.00	0.200	U F1 F2	ug/L		17	80 - 120	40	20

Lab Sample ID: MB 680-788105/1-A
Matrix: Water
Analysis Batch: 788196

Client Sample ID: Method Blank
Prep Type: Total/NA
Prep Batch: 788105

Analyte	MB Result	MB Qualifier	RL	MDL	Unit	D	Prepared	Analyzed	Dil Fac
Mercury	0.200	U	0.200		ug/L		07/13/23 09:39	07/13/23 13:24	1

Lab Sample ID: LCS 680-788105/2-A
Matrix: Water
Analysis Batch: 788196

Client Sample ID: Lab Control Sample
Prep Type: Total/NA
Prep Batch: 788105

Analyte	Spike Added	LCS Result	LCS Qualifier	Unit	D	%Rec	%Rec Limits
Mercury	2.50	2.716		ug/L		109	80 - 120

Metals

Prep Batch: 787520

Lab Sample ID	Client Sample ID	Prep Type	Matrix	Method	Prep Batch
680-237317-1	AF68719	Total/NA	Water	7470A	
680-237317-2	AF68720	Total/NA	Water	7470A	
680-237317-3	AF68721	Total/NA	Water	7470A	
680-237317-4	AF68713	Total/NA	Water	7470A	
680-237317-5	AF68714	Total/NA	Water	7470A	
680-237317-6	AF68712	Total/NA	Water	7470A	
680-237317-7	AF68748	Total/NA	Water	7470A	
680-237317-8	AF68711	Total/NA	Water	7470A	
680-237317-9	AF68717	Total/NA	Water	7470A	
MB 680-787520/1-A	Method Blank	Total/NA	Water	7470A	
LCS 680-787520/2-A	Lab Control Sample	Total/NA	Water	7470A	
680-237317-2 MS	AF68720	Total/NA	Water	7470A	
680-237317-2 MSD	AF68720	Total/NA	Water	7470A	

Analysis Batch: 787762

Lab Sample ID	Client Sample ID	Prep Type	Matrix	Method	Prep Batch
680-237317-1	AF68719	Total/NA	Water	7470A	787520
680-237317-2	AF68720	Total/NA	Water	7470A	787520
680-237317-3	AF68721	Total/NA	Water	7470A	787520
680-237317-4	AF68713	Total/NA	Water	7470A	787520
680-237317-5	AF68714	Total/NA	Water	7470A	787520
680-237317-6	AF68712	Total/NA	Water	7470A	787520
680-237317-7	AF68748	Total/NA	Water	7470A	787520
680-237317-8	AF68711	Total/NA	Water	7470A	787520
680-237317-9	AF68717	Total/NA	Water	7470A	787520
MB 680-787520/1-A	Method Blank	Total/NA	Water	7470A	787520
LCS 680-787520/2-A	Lab Control Sample	Total/NA	Water	7470A	787520
680-237317-2 MS	AF68720	Total/NA	Water	7470A	787520
680-237317-2 MSD	AF68720	Total/NA	Water	7470A	787520

Prep Batch: 788105

Lab Sample ID	Client Sample ID	Prep Type	Matrix	Method	Prep Batch
680-237317-2	AF68720	Total/NA	Water	7470A	
MB 680-788105/1-A	Method Blank	Total/NA	Water	7470A	
LCS 680-788105/2-A	Lab Control Sample	Total/NA	Water	7470A	

Analysis Batch: 788196

Lab Sample ID	Client Sample ID	Prep Type	Matrix	Method	Prep Batch
680-237317-2	AF68720	Total/NA	Water	7470A	788105
MB 680-788105/1-A	Method Blank	Total/NA	Water	7470A	788105
LCS 680-788105/2-A	Lab Control Sample	Total/NA	Water	7470A	788105

Lab Chronicle

Client: South Carolina Public Service Authority
Project/Site: Santee Cooper / 125915

Job ID: 680-237317-1

Client Sample ID: AF68719
Date Collected: 06/29/23 10:48
Date Received: 07/06/23 09:40

Lab Sample ID: 680-237317-1
Matrix: Water

Prep Type	Batch Type	Batch Method	Run	Dilution Factor	Batch Number	Analyst	Lab	Prepared or Analyzed
Total/NA	Prep	7470A			787520	DW	EET SAV	07/10/23 12:38
Total/NA	Analysis	7470A		1	787762	BJB	EET SAV	07/11/23 14:29

Client Sample ID: AF68720
Date Collected: 06/29/23 11:40
Date Received: 07/06/23 09:40

Lab Sample ID: 680-237317-2
Matrix: Water

Prep Type	Batch Type	Batch Method	Run	Dilution Factor	Batch Number	Analyst	Lab	Prepared or Analyzed
Total/NA	Prep	7470A			787520	DW	EET SAV	07/10/23 12:38
Total/NA	Analysis	7470A		1	787762	BJB	EET SAV	07/11/23 14:30
Total/NA	Prep	7470A			788105	DW	EET SAV	07/13/23 09:39
Total/NA	Analysis	7470A		1	788196	BCB	EET SAV	07/13/23 13:38

Client Sample ID: AF68721
Date Collected: 06/29/23 11:45
Date Received: 07/06/23 09:40

Lab Sample ID: 680-237317-3
Matrix: Water

Prep Type	Batch Type	Batch Method	Run	Dilution Factor	Batch Number	Analyst	Lab	Prepared or Analyzed
Total/NA	Prep	7470A			787520	DW	EET SAV	07/10/23 12:38
Total/NA	Analysis	7470A		1	787762	BJB	EET SAV	07/11/23 14:35

Client Sample ID: AF68713
Date Collected: 06/29/23 13:51
Date Received: 07/06/23 09:40

Lab Sample ID: 680-237317-4
Matrix: Water

Prep Type	Batch Type	Batch Method	Run	Dilution Factor	Batch Number	Analyst	Lab	Prepared or Analyzed
Total/NA	Prep	7470A			787520	DW	EET SAV	07/10/23 12:38
Total/NA	Analysis	7470A		1	787762	BJB	EET SAV	07/11/23 14:36

Client Sample ID: AF68714
Date Collected: 06/28/23 14:09
Date Received: 07/06/23 09:40

Lab Sample ID: 680-237317-5
Matrix: Water

Prep Type	Batch Type	Batch Method	Run	Dilution Factor	Batch Number	Analyst	Lab	Prepared or Analyzed
Total/NA	Prep	7470A			787520	DW	EET SAV	07/10/23 12:38
Total/NA	Analysis	7470A		1	787762	BJB	EET SAV	07/11/23 14:38

Client Sample ID: AF68712
Date Collected: 06/28/23 15:20
Date Received: 07/06/23 09:40

Lab Sample ID: 680-237317-6
Matrix: Water

Prep Type	Batch Type	Batch Method	Run	Dilution Factor	Batch Number	Analyst	Lab	Prepared or Analyzed
Total/NA	Prep	7470A			787520	DW	EET SAV	07/10/23 12:38
Total/NA	Analysis	7470A		1	787762	BJB	EET SAV	07/11/23 14:39

Lab Chronicle

Client: South Carolina Public Service Authority
Project/Site: Santee Cooper / 125915

Job ID: 680-237317-1

Client Sample ID: AF68748
Date Collected: 06/27/23 10:15
Date Received: 07/06/23 09:40

Lab Sample ID: 680-237317-7
Matrix: Water

Prep Type	Batch Type	Batch Method	Run	Dilution Factor	Batch Number	Analyst	Lab	Prepared or Analyzed
Total/NA	Prep	7470A			787520	DW	EET SAV	07/10/23 12:38
Total/NA	Analysis	7470A		1	787762	BJB	EET SAV	07/11/23 13:19

Client Sample ID: AF68711
Date Collected: 06/27/23 11:26
Date Received: 07/06/23 09:40

Lab Sample ID: 680-237317-8
Matrix: Water

Prep Type	Batch Type	Batch Method	Run	Dilution Factor	Batch Number	Analyst	Lab	Prepared or Analyzed
Total/NA	Prep	7470A			787520	DW	EET SAV	07/10/23 12:38
Total/NA	Analysis	7470A		1	787762	BJB	EET SAV	07/11/23 13:20

Client Sample ID: AF68717
Date Collected: 06/27/23 13:57
Date Received: 07/06/23 09:40

Lab Sample ID: 680-237317-9
Matrix: Water

Prep Type	Batch Type	Batch Method	Run	Dilution Factor	Batch Number	Analyst	Lab	Prepared or Analyzed
Total/NA	Prep	7470A			787520	DW	EET SAV	07/10/23 12:38
Total/NA	Analysis	7470A		1	787762	BJB	EET SAV	07/11/23 13:22

Laboratory References:
EET SAV = Eurofins Savannah, 5102 LaRoche Avenue, Savannah, GA 31404, TEL (912)354-7858

Contract Lab Info. TA - SAV Contract Lab Due Date (Lab Only): 7 / 14 / 23 Send report to lcwillia@santeecooper.com & sjbrown@santeecooper.com

Chain of Custody

santee cooper
Santee Cooper
One Riverwood Drive
Moncks Corner, SC 29461
Phone (843)761-8000 Ext. 5148
Fax. (843)761-4175

Customer Email/Report Recipient: LCWILLIA @santeecooper.com **Date Results Needed by:** ___/___/___ **Project/Task/Unit #:** 125915 / JM02.08.G01.3 / 36500 **Rerun request for any flagged QC** (Yes) No

Analysis Group

Labworks ID # (Internal use only)	Sample Location/ Description	Collection Date	Collection Time	Sample Collector	Total # of containers	Bottle type: (Glass-G/Plastic-P)	Grab (G) or Composite (C)	Matrix(see below)	Preservative (see below)	Comments • Method # • Reporting limit • Misc. sample info • Any other notes	Hg			
AF68719	WAP-9	6/29/23	1048	WJK ML	1	P	G	GW	2	7470 RL= 0.2 ug/L	X			
AF68720	WAP-10	"	1140	"	"	"	"	"	"		"			
AF68721	WAP-10 DUP	"	1145	"	"	"	"	"	"		"			
AF68713	WAP-3	"	1351	"	"	"	"	"	"		"			
AF68714	WAP-4	6/28/23	1409	"	"	"	"	"	"		"			
AF68712	WAP-2	"	1520	"	"	"	"	"	"		"			
AF68748	WBW-1	6/27/23	1015	"	"	"	"	"	"		"			
AF68711	WAP-1	"	1126	"	"	"	"	"	"		"			
AF68717	WAP-7	"	1357	"	"	"	"	"	"		"			

Relinquished by:	Employee#	Date	Time	Received by:	Employee #	Date	Time
SJBrown	35594	7/5/23	1400	CMMo		7/6/23	0940
Relinquished by:	Employee#	Date	Time	Received by:	Employee #	Date	Time
Relinquished by:	Employee#	Date	Time	Received by:	Employee #	Date	Time

Sample Receiving (Internal Use Only)
TEMP (°C):_____ Initial:_____
Correct pH: Yes No 2 1 1
Preservative Lot#: 2 1 2
Date/Time/Init for preservative:

☐ **METALS (all)**

☐ Ag	☐ Cu	☐ Sb
☐ Al	☐ Fe	☐ Se
☐ As	☐ K	☐ Sn
☐ B	☐ Li	☐ Sr
☐ Ba	☐ Mg	☐ Ti
☐ Be	☐ Mn	☐ Tl
☐ Ca	☐ Mo	☐ V
☐ Cd	☐ Na	☐ Zn
☐ Co	☐ Ni	☐ Hg
☐ Cr	☐ Pb	☐ CrVI

Nutrients
☐ TOC
☐ DOC
☐ TP/TPO4
☐ NH3-N
☐ F
☐ Cl
☐ NO2
☐ Br
☐ NO3
☐ SO4

MISC.
☐ BTEX
☐ Naphthalene
☐ THM/HAA
☐ VOC
☐ Oil & Grease
☐ E. Coli
☐ Total Coliform
☐ pH
☐ Dissolved As
☐ Dissolved Fe
☐ Rad 226
☐ Rad 228
☐ PCB

Gypsum
☐ Wallboard Gypsum *(all below)*
☐ AIM
☐ TOC
☐ Total metals
☐ Soluble Metals
☐ Purity (CaSO4)
☐ % Moisture
☐ Sulfites
☐ pH
☐ Chlorides
☐ Particle Size
☐ Sulfur

Coal
☐ Ultimate
☐ % Moisture
☐ Ash
☐ Sulfur
☐ BTUs
☐ Volatile Matter
☐ CHN
Other Tests:
☐ XRF Scan
☐ HGI
☐ Fineness
☐ Particulate Matter

Flyash
☐ Ammonia
☐ LOI
☐ % Carbon
☐ Mineral Analysis
☐ Sieve
☐ % Moisture

NPDES
☐ Oil & Grease
☐ As
☐ TSS

Oil
☐ Trans. Oil Qual.
☐ %Moisture
☐ Color
☐ Acidity
☐ Dielectric Strength
☐ IFT
☐ Dissolved Gases
☐ Used Oil
☐ Flashpoint
☐ Metals in oil (As,Cd,Cr,Ni,Pb Hg)
☐ TN
☐ GOFER

Matrix codes: GW-groundwater, DW-drinking water, SW-surface water, WW-waste water, BW-bo
C-coal, G-gypsum, FA-flyash, BA-bottom ash, M-misc (describe in comment section)
Preservative code- 1=<4°C 2=HNO_3 3=H_2SO_4 4-HCl 5=$Na_2S_2O_3$ 6-Other (Specify)

680-237317 Chain of Custody

Login Sample Receipt Checklist

Client: South Carolina Public Service Authority

Job Number: 680-237317-1

Login Number: 237317
List Number: 1
Creator: Munro, Caroline

List Source: Eurofins Savannah

Question	Answer	Comment
Radioactivity wasn't checked or is </= background as measured by a survey meter.	N/A	
The cooler's custody seal, if present, is intact.	True	
Sample custody seals, if present, are intact.	True	
The cooler or samples do not appear to have been compromised or tampered with.	True	
Samples were received on ice.	True	
Cooler Temperature is acceptable.	True	
Cooler Temperature is recorded.	True	
COC is present.	True	
COC is filled out in ink and legible.	True	
COC is filled out with all pertinent information.	True	
Is the Field Sampler's name present on COC?	True	
There are no discrepancies between the containers received and the COC.	True	
Samples are received within Holding Time (excluding tests with immediate HTs)	True	
Sample containers have legible labels.	True	
Containers are not broken or leaking.	True	
Sample collection date/times are provided.	True	
Appropriate sample containers are used.	True	
Sample bottles are completely filled.	True	
Sample Preservation Verified.	N/A	
There is sufficient vol. for all requested analyses, incl. any requested MS/MSDs	True	
Containers requiring zero headspace have no headspace or bubble is <6mm (1/4").	N/A	
Multiphasic samples are not present.	True	
Samples do not require splitting or compositing.	True	
Residual Chlorine Checked.	N/A	

Accreditation/Certification Summary

Client: South Carolina Public Service Authority
Job ID: 680-237317-1
Project/Site: Santee Cooper / 125915

Laboratory: Eurofins Savannah

The accreditations/certifications listed below are applicable to this report.

Authority	Program	Identification Number	Expiration Date
South Carolina	State	98001	06-30-23 *

* Accreditation/Certification renewal pending - accreditation/certification considered valid.

eurofins | Environment Testing

ANALYTICAL REPORT

PREPARED FOR

Attn: Linda Williams
South Carolina Public Service Authority
Santee Cooper
PO BOX 2946101
Moncks Corner, South Carolina 29461-2901

Generated 8/9/2023 8:32:53 AM

JOB DESCRIPTION

125915/JM02.08.G01.3/36500

JOB NUMBER

680-238532-1

Eurofins Savannah
5102 LaRoche Avenue
Savannah GA 31404

See page two for job notes and contact information.

my EOL

Job Notes

This report may not be reproduced except in full, and with written approval from the laboratory. The results relate only to the samples tested. For questions please contact the Project Manager at the e-mail address or telephone number listed on this page.

The test results in this report relate only to the samples as received by the laboratory and will meet all requirements of the methodology, with any exceptions noted. This report shall not be reproduced except in full, without the express written approval of the laboratory. All questions should be directed to the Eurofins Environment Testing Southeast, LLC Project Manager.

Authorization



Generated
8/9/2023 8:32:53 AM

Authorized for release by
Jerry Lanier, Project Manager I
Jerry.Lanier@et.eurofinsus.com
(912)250-0281

Table of Contents

Cover Page 1
Table of Contents 3
Case Narrative 4
Sample Summary 5
Method Summary 6
Definitions 7
Detection Summary 8
Client Sample Results 10
QC Sample Results 16
QC Association 19
Chronicle 21
Chain of Custody 23
Receipt Checklists 24
Certification Summary 25

Job ID: 680-238532-1

Laboratory: Eurofins Savannah

Narrative

Job Narrative
680-238532-1

Receipt

The samples were received on 8/2/2023 10:45 AM. Unless otherwise noted below, the samples arrived in good condition, and, where required, properly preserved and on ice. The temperature of the cooler at receipt time was 4.3°C

Metals

No additional analytical or quality issues were noted, other than those described above or in the Definitions/ Glossary page.

Sample Summary

Client: South Carolina Public Service Authority
Project/Site: 125915/JM02.08.G01.3/36500

Job ID: 680-238532-1

Lab Sample ID	Client Sample ID	Matrix	Collected	Received
680-238532-1	AF68719	Water	06/29/23 10:48	08/02/23 10:45
680-238532-2	AF68720	Water	06/29/23 11:40	08/02/23 10:45
680-238532-3	AF68721	Water	06/29/23 11:45	08/02/23 10:45
680-238532-4	AF68713	Water	06/29/23 13:51	08/02/23 10:45
680-238532-5	AF68714	Water	06/28/23 14:09	08/02/23 10:45
680-238532-6	AF68712	Water	06/28/23 15:20	08/02/23 10:45

Method Summary

Client: South Carolina Public Service Authority
Project/Site: 125915/JM02.08.G01.3/36500

Job ID: 680-238532-1

Method	Method Description	Protocol	Laboratory
6010D	Metals (ICP)	SW846	EET SAV
6020B	Metals (ICP/MS)	SW846	EET SAV
3005A	Preparation, Total Recoverable or Dissolved Metals	SW846	EET SAV

Protocol References:

SW846 = "Test Methods For Evaluating Solid Waste, Physical/Chemical Methods", Third Edition, November 1986 And Its Updates.

Laboratory References:

EET SAV = Eurofins Savannah, 5102 LaRoche Avenue, Savannah, GA 31404, TEL (912)354-7858

Definitions/Glossary

Client: South Carolina Public Service Authority
Project/Site: 125915/JM02.08.G01.3/36500

Job ID: 680-238532-1

Qualifiers

Metals

Qualifier	Qualifier Description
U	Indicates the analyte was analyzed for but not detected.

Glossary

Abbreviation	These commonly used abbreviations may or may not be present in this report.
¤	Listed under the "D" column to designate that the result is reported on a dry weight basis
%R	Percent Recovery
CFL	Contains Free Liquid
CFU	Colony Forming Unit
CNF	Contains No Free Liquid
DER	Duplicate Error Ratio (normalized absolute difference)
Dil Fac	Dilution Factor
DL	Detection Limit (DoD/DOE)
DL, RA, RE, IN	Indicates a Dilution, Re-analysis, Re-extraction, or additional Initial metals/anion analysis of the sample
DLC	Decision Level Concentration (Radiochemistry)
EDL	Estimated Detection Limit (Dioxin)
LOD	Limit of Detection (DoD/DOE)
LOQ	Limit of Quantitation (DoD/DOE)
MCL	EPA recommended "Maximum Contaminant Level"
MDA	Minimum Detectable Activity (Radiochemistry)
MDC	Minimum Detectable Concentration (Radiochemistry)
MDL	Method Detection Limit
ML	Minimum Level (Dioxin)
MPN	Most Probable Number
MQL	Method Quantitation Limit
NC	Not Calculated
ND	Not Detected at the reporting limit (or MDL or EDL if shown)
NEG	Negative / Absent
POS	Positive / Present
PQL	Practical Quantitation Limit
PRES	Presumptive
QC	Quality Control
RER	Relative Error Ratio (Radiochemistry)
RL	Reporting Limit or Requested Limit (Radiochemistry)
RPD	Relative Percent Difference, a measure of the relative difference between two points
TEF	Toxicity Equivalent Factor (Dioxin)
TEQ	Toxicity Equivalent Quotient (Dioxin)
TNTC	Too Numerous To Count

Detection Summary

Client: South Carolina Public Service Authority
Project/Site: 125915/JM02.08.G01.3/36500

Job ID: 680-238532-1

Client Sample ID: AF68719 — Lab Sample ID: 680-238532-1

Analyte	Result	Qualifier	RL	MDL	Unit	Dil Fac	D	Method	Prep Type
Calcium	232000		500		ug/L	1		6010D	Total Recoverable
Aluminum	547		100		ug/L	1		6020B	Total Recoverable
Arsenic	38.1		3.00		ug/L	1		6020B	Total Recoverable
Barium	99.1		5.00		ug/L	1		6020B	Total Recoverable
Cobalt	0.660		0.500		ug/L	1		6020B	Total Recoverable
Iron	28500		100		ug/L	1		6020B	Total Recoverable
Magnesium	30200		250		ug/L	1		6020B	Total Recoverable

Client Sample ID: AF68720 — Lab Sample ID: 680-238532-2

Analyte	Result	Qualifier	RL	MDL	Unit	Dil Fac	D	Method	Prep Type
Calcium	613000		500		ug/L	1		6010D	Total Recoverable
Barium	270		5.00		ug/L	1		6020B	Total Recoverable
Iron	23800		100		ug/L	1		6020B	Total Recoverable
Magnesium	82200		250		ug/L	1		6020B	Total Recoverable

Client Sample ID: AF68721 — Lab Sample ID: 680-238532-3

Analyte	Result	Qualifier	RL	MDL	Unit	Dil Fac	D	Method	Prep Type
Calcium	642000		500		ug/L	1		6010D	Total Recoverable
Barium	304		5.00		ug/L	1		6020B	Total Recoverable
Iron	25200		100		ug/L	1		6020B	Total Recoverable
Magnesium	97700		250		ug/L	1		6020B	Total Recoverable

Client Sample ID: AF68713 — Lab Sample ID: 680-238532-4

Analyte	Result	Qualifier	RL	MDL	Unit	Dil Fac	D	Method	Prep Type
Calcium	266000		500		ug/L	1		6010D	Total Recoverable
Barium	200		5.00		ug/L	1		6020B	Total Recoverable
Iron	18600		100		ug/L	1		6020B	Total Recoverable
Magnesium	13800		250		ug/L	1		6020B	Total Recoverable

Client Sample ID: AF68714 — Lab Sample ID: 680-238532-5

Analyte	Result	Qualifier	RL	MDL	Unit	Dil Fac	D	Method	Prep Type
Calcium	50800		500		ug/L	1		6010D	Total Recoverable
Barium	36.5		5.00		ug/L	1		6020B	Total Recoverable

This Detection Summary does not include radiochemical test results.

Eurofins Savannah

Client: South Carolina Public Service Authority
Project/Site: 125915/JM02.08.G01.3/36500

Job ID: 680-238532-1

Client Sample ID: AF68714 (Continued)

Lab Sample ID: 680-238532-5

Analyte	Result	Qualifier	RL	MDL	Unit	Dil Fac	D	Method	Prep Type
Iron	1200		100		ug/L	1		6020B	Total Recoverable
Magnesium	4000		250		ug/L	1		6020B	Total Recoverable

Client Sample ID: AF68712

Lab Sample ID: 680-238532-6

Analyte	Result	Qualifier	RL	MDL	Unit	Dil Fac	D	Method	Prep Type
Calcium	212000		500		ug/L	1		6010D	Total Recoverable
Aluminum	103		100		ug/L	1		6020B	Total Recoverable
Arsenic	45.7		3.00		ug/L	1		6020B	Total Recoverable
Barium	179		5.00		ug/L	1		6020B	Total Recoverable
Beryllium	0.570		0.500		ug/L	1		6020B	Total Recoverable
Cobalt	4.70		0.500		ug/L	1		6020B	Total Recoverable
Iron	17800		100		ug/L	1		6020B	Total Recoverable
Magnesium	26900		250		ug/L	1		6020B	Total Recoverable

This Detection Summary does not include radiochemical test results.

Client: South Carolina Public Service Authority
Project/Site: 125915/JM02.08.G01.3/36500

Job ID: 680-238532-1

Client Sample ID: AF68719
Date Collected: 06/29/23 10:48
Date Received: 08/02/23 10:45

Lab Sample ID: 680-238532-1
Matrix: Water

Method: SW846 6010D - Metals (ICP) - Total Recoverable

Analyte	Result	Qualifier	RL	MDL	Unit	D	Prepared	Analyzed	Dil Fac
Calcium	**232000**		500		ug/L		08/03/23 06:38	08/04/23 17:50	1
Selenium	20.0	U	20.0		ug/L		08/03/23 06:38	08/04/23 17:50	1

Method: SW846 6020B - Metals (ICP/MS) - Total Recoverable

Analyte	Result	Qualifier	RL	MDL	Unit	D	Prepared	Analyzed	Dil Fac
Aluminum	**547**		100		ug/L		08/03/23 06:38	08/08/23 15:58	1
Antimony	5.00	U	5.00		ug/L		08/03/23 06:38	08/08/23 15:58	1
Arsenic	**38.1**		3.00		ug/L		08/03/23 06:38	08/08/23 15:58	1
Barium	**99.1**		5.00		ug/L		08/03/23 06:38	08/08/23 15:58	1
Beryllium	0.500	U	0.500		ug/L		08/03/23 06:38	08/08/23 15:58	1
Cadmium	0.500	U	0.500		ug/L		08/03/23 06:38	08/08/23 15:58	1
Chromium	5.00	U	5.00		ug/L		08/03/23 06:38	08/08/23 15:58	1
Cobalt	**0.660**		0.500		ug/L		08/03/23 06:38	08/08/23 15:58	1
Copper	5.00	U	5.00		ug/L		08/03/23 06:38	08/08/23 15:58	1
Iron	**28500**		100		ug/L		08/03/23 06:38	08/08/23 15:58	1
Lead	2.50	U	2.50		ug/L		08/03/23 06:38	08/08/23 15:58	1
Magnesium	**30200**		250		ug/L		08/03/23 06:38	08/08/23 15:58	1
Thallium	1.00	U	1.00		ug/L		08/03/23 06:38	08/08/23 15:58	1
Zinc	20.0	U	20.0		ug/L		08/03/23 06:38	08/08/23 15:58	1

Client: South Carolina Public Service Authority
Project/Site: 125915/JM02.08.G01.3/36500

Job ID: 680-238532-1

Client Sample ID: AF68720
Date Collected: 06/29/23 11:40
Date Received: 08/02/23 10:45

Lab Sample ID: 680-238532-2
Matrix: Water

Method: SW846 6010D - Metals (ICP) - Total Recoverable

Analyte	Result	Qualifier	RL	MDL	Unit	D	Prepared	Analyzed	Dil Fac
Calcium	**613000**		500		ug/L		08/03/23 06:38	08/04/23 17:23	1
Selenium	20.0	U	20.0		ug/L		08/03/23 06:38	08/04/23 17:23	1

Method: SW846 6020B - Metals (ICP/MS) - Total Recoverable

Analyte	Result	Qualifier	RL	MDL	Unit	D	Prepared	Analyzed	Dil Fac
Aluminum	100	U	100		ug/L		08/03/23 06:38	08/08/23 15:17	1
Antimony	5.00	U	5.00		ug/L		08/03/23 06:38	08/08/23 15:17	1
Arsenic	3.00	U	3.00		ug/L		08/03/23 06:38	08/08/23 15:17	1
Barium	**270**		5.00		ug/L		08/03/23 06:38	08/08/23 15:17	1
Beryllium	0.500	U	0.500		ug/L		08/03/23 06:38	08/08/23 15:17	1
Cadmium	0.500	U	0.500		ug/L		08/03/23 06:38	08/08/23 15:17	1
Chromium	5.00	U	5.00		ug/L		08/03/23 06:38	08/08/23 15:17	1
Cobalt	0.500	U	0.500		ug/L		08/03/23 06:38	08/08/23 15:17	1
Copper	5.00	U	5.00		ug/L		08/03/23 06:38	08/08/23 15:17	1
Iron	**23800**		100		ug/L		08/03/23 06:38	08/08/23 15:17	1
Lead	2.50	U	2.50		ug/L		08/03/23 06:38	08/08/23 15:17	1
Magnesium	**82200**		250		ug/L		08/03/23 06:38	08/08/23 15:17	1
Thallium	1.00	U	1.00		ug/L		08/03/23 06:38	08/08/23 15:17	1
Zinc	20.0	U	20.0		ug/L		08/03/23 06:38	08/08/23 15:17	1

Client: South Carolina Public Service Authority
Project/Site: 125915/JM02.08.G01.3/36500

Job ID: 680-238532-1

Client Sample ID: AF68721

Date Collected: 06/29/23 11:45
Date Received: 08/02/23 10:45

Lab Sample ID: 680-238532-3

Matrix: Water

Method: SW846 6010D - Metals (ICP) - Total Recoverable

Analyte	Result	Qualifier	RL	MDL	Unit	D	Prepared	Analyzed	Dil Fac
Calcium	**642000**		500		ug/L		08/03/23 05:51	08/03/23 15:15	1
Selenium	20.0	U	20.0		ug/L		08/03/23 05:51	08/03/23 15:15	1

Method: SW846 6020B - Metals (ICP/MS) - Total Recoverable

Analyte	Result	Qualifier	RL	MDL	Unit	D	Prepared	Analyzed	Dil Fac
Aluminum	100	U	100		ug/L		08/03/23 05:51	08/07/23 16:30	1
Antimony	5.00	U	5.00		ug/L		08/03/23 05:51	08/07/23 16:30	1
Arsenic	3.00	U	3.00		ug/L		08/03/23 05:51	08/07/23 16:30	1
Barium	**304**		5.00		ug/L		08/03/23 05:51	08/07/23 16:30	1
Beryllium	0.500	U	0.500		ug/L		08/03/23 05:51	08/07/23 16:30	1
Cadmium	0.500	U	0.500		ug/L		08/03/23 05:51	08/07/23 16:30	1
Chromium	5.00	U	5.00		ug/L		08/03/23 05:51	08/07/23 16:30	1
Cobalt	0.500	U	0.500		ug/L		08/03/23 05:51	08/07/23 16:30	1
Copper	5.00	U	5.00		ug/L		08/03/23 05:51	08/07/23 16:30	1
Iron	**25200**		100		ug/L		08/03/23 05:51	08/07/23 16:30	1
Lead	2.50	U	2.50		ug/L		08/03/23 05:51	08/07/23 16:30	1
Magnesium	**97700**		250		ug/L		08/03/23 05:51	08/07/23 16:30	1
Thallium	1.00	U	1.00		ug/L		08/03/23 05:51	08/07/23 16:30	1
Zinc	20.0	U	20.0		ug/L		08/03/23 05:51	08/07/23 16:30	1

Client: South Carolina Public Service Authority
Project/Site: 125915/JM02.08.G01.3/36500

Job ID: 680-238532-1

Client Sample ID: AF68713
Date Collected: 06/29/23 13:51
Date Received: 08/02/23 10:45

Lab Sample ID: 680-238532-4
Matrix: Water

Method: SW846 6010D - Metals (ICP) - Total Recoverable

Analyte	Result	Qualifier	RL	MDL	Unit	D	Prepared	Analyzed	Dil Fac
Calcium	**266000**		500		ug/L		08/03/23 05:51	08/03/23 15:13	1
Selenium	20.0	U	20.0		ug/L		08/03/23 05:51	08/03/23 15:13	1

Method: SW846 6020B - Metals (ICP/MS) - Total Recoverable

Analyte	Result	Qualifier	RL	MDL	Unit	D	Prepared	Analyzed	Dil Fac
Aluminum	100	U	100		ug/L		08/03/23 05:51	08/07/23 16:26	1
Antimony	5.00	U	5.00		ug/L		08/03/23 05:51	08/07/23 16:26	1
Arsenic	3.00	U	3.00		ug/L		08/03/23 05:51	08/07/23 16:26	1
Barium	**200**		5.00		ug/L		08/03/23 05:51	08/07/23 16:26	1
Beryllium	0.500	U	0.500		ug/L		08/03/23 05:51	08/07/23 16:26	1
Cadmium	0.500	U	0.500		ug/L		08/03/23 05:51	08/07/23 16:26	1
Chromium	5.00	U	5.00		ug/L		08/03/23 05:51	08/07/23 16:26	1
Cobalt	0.500	U	0.500		ug/L		08/03/23 05:51	08/07/23 16:26	1
Copper	5.00	U	5.00		ug/L		08/03/23 05:51	08/07/23 16:26	1
Iron	**18600**		100		ug/L		08/03/23 05:51	08/07/23 16:26	1
Lead	2.50	U	2.50		ug/L		08/03/23 05:51	08/07/23 16:26	1
Magnesium	**13800**		250		ug/L		08/03/23 05:51	08/07/23 16:26	1
Thallium	1.00	U	1.00		ug/L		08/03/23 05:51	08/07/23 16:26	1
Zinc	20.0	U	20.0		ug/L		08/03/23 05:51	08/07/23 16:26	1

Client: South Carolina Public Service Authority
Project/Site: 125915/JM02.08.G01.3/36500

Job ID: 680-238532-1

Client Sample ID: AF68714
Date Collected: 06/28/23 14:09
Date Received: 08/02/23 10:45

Lab Sample ID: 680-238532-5
Matrix: Water

Method: SW846 6010D - Metals (ICP) - Total Recoverable

Analyte	Result	Qualifier	RL	MDL	Unit	D	Prepared	Analyzed	Dil Fac
Calcium	**50800**		500		ug/L		08/03/23 05:51	08/03/23 15:11	1
Selenium	20.0	U	20.0		ug/L		08/03/23 05:51	08/03/23 15:11	1

Method: SW846 6020B - Metals (ICP/MS) - Total Recoverable

Analyte	Result	Qualifier	RL	MDL	Unit	D	Prepared	Analyzed	Dil Fac
Aluminum	100	U	100		ug/L		08/03/23 05:51	08/07/23 16:22	1
Antimony	5.00	U	5.00		ug/L		08/03/23 05:51	08/07/23 16:22	1
Arsenic	3.00	U	3.00		ug/L		08/03/23 05:51	08/07/23 16:22	1
Barium	**36.5**		5.00		ug/L		08/03/23 05:51	08/07/23 16:22	1
Beryllium	0.500	U	0.500		ug/L		08/03/23 05:51	08/07/23 16:22	1
Cadmium	0.500	U	0.500		ug/L		08/03/23 05:51	08/07/23 16:22	1
Chromium	5.00	U	5.00		ug/L		08/03/23 05:51	08/07/23 16:22	1
Cobalt	0.500	U	0.500		ug/L		08/03/23 05:51	08/07/23 16:22	1
Copper	5.00	U	5.00		ug/L		08/03/23 05:51	08/07/23 16:22	1
Iron	**1200**		100		ug/L		08/03/23 05:51	08/07/23 16:22	1
Lead	2.50	U	2.50		ug/L		08/03/23 05:51	08/07/23 16:22	1
Magnesium	**4000**		250		ug/L		08/03/23 05:51	08/07/23 16:22	1
Thallium	1.00	U	1.00		ug/L		08/03/23 05:51	08/07/23 16:22	1
Zinc	20.0	U	20.0		ug/L		08/03/23 05:51	08/07/23 16:22	1

Client: South Carolina Public Service Authority
Project/Site: 125915/JM02.08.G01.3/36500

Job ID: 680-238532-1

Client Sample ID: AF68712
Date Collected: 06/28/23 15:20
Date Received: 08/02/23 10:45

Lab Sample ID: 680-238532-6
Matrix: Water

Method: SW846 6010D - Metals (ICP) - Total Recoverable

Analyte	Result	Qualifier	RL	MDL	Unit	D	Prepared	Analyzed	Dil Fac
Calcium	**212000**		500		ug/L		08/03/23 06:38	08/04/23 17:20	1
Selenium	20.0	U	20.0		ug/L		08/03/23 06:38	08/04/23 17:20	1

Method: SW846 6020B - Metals (ICP/MS) - Total Recoverable

Analyte	Result	Qualifier	RL	MDL	Unit	D	Prepared	Analyzed	Dil Fac
Aluminum	**103**		100		ug/L		08/03/23 06:38	08/08/23 15:13	1
Antimony	5.00	U	5.00		ug/L		08/03/23 06:38	08/08/23 15:13	1
Arsenic	**45.7**		3.00		ug/L		08/03/23 06:38	08/08/23 15:13	1
Barium	**179**		5.00		ug/L		08/03/23 06:38	08/08/23 15:13	1
Beryllium	**0.570**		0.500		ug/L		08/03/23 06:38	08/08/23 15:13	1
Cadmium	0.500	U	0.500		ug/L		08/03/23 06:38	08/08/23 15:13	1
Chromium	5.00	U	5.00		ug/L		08/03/23 06:38	08/08/23 15:13	1
Cobalt	**4.70**		0.500		ug/L		08/03/23 06:38	08/08/23 15:13	1
Copper	5.00	U	5.00		ug/L		08/03/23 06:38	08/08/23 15:13	1
Iron	**17800**		100		ug/L		08/03/23 06:38	08/08/23 15:13	1
Lead	2.50	U	2.50		ug/L		08/03/23 06:38	08/08/23 15:13	1
Magnesium	**26900**		250		ug/L		08/03/23 06:38	08/08/23 15:13	1
Thallium	1.00	U	1.00		ug/L		08/03/23 06:38	08/08/23 15:13	1
Zinc	20.0	U	20.0		ug/L		08/03/23 06:38	08/08/23 15:13	1

Method: 6010D - Metals (ICP)

Lab Sample ID: MB 680-791516/1-A
Matrix: Water
Analysis Batch: 791719

Client Sample ID: Method Blank
Prep Type: Total Recoverable
Prep Batch: 791516

Analyte	MB Result	MB Qualifier	RL	MDL	Unit	D	Prepared	Analyzed	Dil Fac
Calcium	500	U	500		ug/L		08/03/23 05:51	08/03/23 14:52	1
Selenium	20.0	U	20.0		ug/L		08/03/23 05:51	08/03/23 14:52	1

Lab Sample ID: LCS 680-791516/2-A
Matrix: Water
Analysis Batch: 791719

Client Sample ID: Lab Control Sample
Prep Type: Total Recoverable
Prep Batch: 791516

Analyte	Spike Added	LCS Result	LCS Qualifier	Unit	D	%Rec	%Rec Limits
Calcium	5000	4950		ug/L		99	80 - 120
Selenium	100	94.39		ug/L		94	80 - 120

Lab Sample ID: MB 680-791519/1-A
Matrix: Water
Analysis Batch: 791897

Client Sample ID: Method Blank
Prep Type: Total Recoverable
Prep Batch: 791519

Analyte	MB Result	MB Qualifier	RL	MDL	Unit	D	Prepared	Analyzed	Dil Fac
Calcium	500	U	500		ug/L		08/03/23 06:38	08/04/23 16:50	1
Selenium	20.0	U	20.0		ug/L		08/03/23 06:38	08/04/23 16:50	1

Lab Sample ID: LCS 680-791519/2-A
Matrix: Water
Analysis Batch: 791897

Client Sample ID: Lab Control Sample
Prep Type: Total Recoverable
Prep Batch: 791519

Analyte	Spike Added	LCS Result	LCS Qualifier	Unit	D	%Rec	%Rec Limits
Calcium	5000	4801		ug/L		96	80 - 120
Selenium	100	99.73		ug/L		100	80 - 120

Method: 6020B - Metals (ICP/MS)

Lab Sample ID: MB 680-791513/1-A
Matrix: Water
Analysis Batch: 792230

Client Sample ID: Method Blank
Prep Type: Total Recoverable
Prep Batch: 791513

Analyte	MB Result	MB Qualifier	RL	MDL	Unit	D	Prepared	Analyzed	Dil Fac
Aluminum	100	U	100		ug/L		08/03/23 05:51	08/07/23 15:57	1
Antimony	5.00	U	5.00		ug/L		08/03/23 05:51	08/07/23 15:57	1
Arsenic	3.00	U	3.00		ug/L		08/03/23 05:51	08/07/23 15:57	1
Barium	5.00	U	5.00		ug/L		08/03/23 05:51	08/07/23 15:57	1
Beryllium	0.500	U	0.500		ug/L		08/03/23 05:51	08/07/23 15:57	1
Cadmium	0.500	U	0.500		ug/L		08/03/23 05:51	08/07/23 15:57	1
Chromium	5.00	U	5.00		ug/L		08/03/23 05:51	08/07/23 15:57	1
Cobalt	0.500	U	0.500		ug/L		08/03/23 05:51	08/07/23 15:57	1
Copper	5.00	U	5.00		ug/L		08/03/23 05:51	08/07/23 15:57	1
Iron	100	U	100		ug/L		08/03/23 05:51	08/07/23 15:57	1
Lead	2.50	U	2.50		ug/L		08/03/23 05:51	08/07/23 15:57	1
Magnesium	250	U	250		ug/L		08/03/23 05:51	08/07/23 15:57	1
Thallium	1.00	U	1.00		ug/L		08/03/23 05:51	08/07/23 15:57	1
Zinc	20.0	U	20.0		ug/L		08/03/23 05:51	08/07/23 15:57	1

Method: 6020B - Metals (ICP/MS) (Continued)

Lab Sample ID: LCS 680-791513/2-A
Matrix: Water
Analysis Batch: 792230

Client Sample ID: Lab Control Sample
Prep Type: Total Recoverable
Prep Batch: 791513

Analyte	Spike Added	LCS Result	LCS Qualifier	Unit	D	%Rec	%Rec Limits
Aluminum	5050	5120		ug/L		101	80 - 120
Antimony	50.0	50.97		ug/L		102	80 - 120
Arsenic	100	106.4		ug/L		106	80 - 120
Barium	100	102.9		ug/L		103	80 - 120
Beryllium	50.0	49.97		ug/L		100	80 - 120
Cadmium	50.0	50.92		ug/L		102	80 - 120
Chromium	100	109.3		ug/L		109	80 - 120
Cobalt	50.0	55.15		ug/L		110	80 - 120
Copper	100	113.2		ug/L		113	80 - 120
Iron	4990	5167		ug/L		104	80 - 120
Lead	500	530.5		ug/L		106	80 - 120
Magnesium	5000	4977		ug/L		100	80 - 120
Thallium	50.0	50.20		ug/L		100	80 - 120
Zinc	100	110.4		ug/L		110	80 - 120

Lab Sample ID: MB 680-791518/1-A
Matrix: Water
Analysis Batch: 792490

Client Sample ID: Method Blank
Prep Type: Total Recoverable
Prep Batch: 791518

Analyte	MB Result	MB Qualifier	RL	MDL	Unit	D	Prepared	Analyzed	Dil Fac
Aluminum	100	U	100		ug/L		08/03/23 06:38	08/08/23 14:41	1
Antimony	5.00	U	5.00		ug/L		08/03/23 06:38	08/08/23 14:41	1
Arsenic	3.00	U	3.00		ug/L		08/03/23 06:38	08/08/23 14:41	1
Barium	5.00	U	5.00		ug/L		08/03/23 06:38	08/08/23 14:41	1
Beryllium	0.500	U	0.500		ug/L		08/03/23 06:38	08/08/23 14:41	1
Cadmium	0.500	U	0.500		ug/L		08/03/23 06:38	08/08/23 14:41	1
Chromium	5.00	U	5.00		ug/L		08/03/23 06:38	08/08/23 14:41	1
Cobalt	0.500	U	0.500		ug/L		08/03/23 06:38	08/08/23 14:41	1
Copper	5.00	U	5.00		ug/L		08/03/23 06:38	08/08/23 14:41	1
Iron	100	U	100		ug/L		08/03/23 06:38	08/08/23 14:41	1
Lead	2.50	U	2.50		ug/L		08/03/23 06:38	08/08/23 14:41	1
Magnesium	250	U	250		ug/L		08/03/23 06:38	08/08/23 14:41	1
Thallium	1.00	U	1.00		ug/L		08/03/23 06:38	08/08/23 14:41	1
Zinc	20.0	U	20.0		ug/L		08/03/23 06:38	08/08/23 14:41	1

Lab Sample ID: LCS 680-791518/2-A
Matrix: Water
Analysis Batch: 792490

Client Sample ID: Lab Control Sample
Prep Type: Total Recoverable
Prep Batch: 791518

Analyte	Spike Added	LCS Result	LCS Qualifier	Unit	D	%Rec	%Rec Limits
Aluminum	5050	4652		ug/L		92	80 - 120
Antimony	50.0	46.52		ug/L		93	80 - 120
Arsenic	100	97.80		ug/L		98	80 - 120
Barium	100	95.86		ug/L		96	80 - 120
Beryllium	50.0	48.56		ug/L		97	80 - 120
Cadmium	50.0	46.20		ug/L		92	80 - 120
Chromium	100	100.4		ug/L		100	80 - 120
Cobalt	50.0	47.54		ug/L		95	80 - 120
Copper	100	102.8		ug/L		103	80 - 120

Method: 6020B - Metals (ICP/MS) (Continued)

Lab Sample ID: LCS 680-791518/2-A
Matrix: Water
Analysis Batch: 792490

Client Sample ID: Lab Control Sample
Prep Type: Total Recoverable
Prep Batch: 791518

Analyte	Spike Added	LCS Result	LCS Qualifier	Unit	D	%Rec	%Rec Limits
Iron	4990	5052		ug/L		101	80 - 120
Lead	500	485.1		ug/L		97	80 - 120
Magnesium	5000	4591		ug/L		92	80 - 120
Thallium	50.0	46.82		ug/L		94	80 - 120
Zinc	100	101.9		ug/L		102	80 - 120

Metals

Prep Batch: 791513

Lab Sample ID	Client Sample ID	Prep Type	Matrix	Method	Prep Batch
680-238532-3	AF68721	Total Recoverable	Water	3005A	
680-238532-4	AF68713	Total Recoverable	Water	3005A	
680-238532-5	AF68714	Total Recoverable	Water	3005A	
MB 680-791513/1-A	Method Blank	Total Recoverable	Water	3005A	
LCS 680-791513/2-A	Lab Control Sample	Total Recoverable	Water	3005A	

Prep Batch: 791516

Lab Sample ID	Client Sample ID	Prep Type	Matrix	Method	Prep Batch
680-238532-3	AF68721	Total Recoverable	Water	3005A	
680-238532-4	AF68713	Total Recoverable	Water	3005A	
680-238532-5	AF68714	Total Recoverable	Water	3005A	
MB 680-791516/1-A	Method Blank	Total Recoverable	Water	3005A	
LCS 680-791516/2-A	Lab Control Sample	Total Recoverable	Water	3005A	

Prep Batch: 791518

Lab Sample ID	Client Sample ID	Prep Type	Matrix	Method	Prep Batch
680-238532-1	AF68719	Total Recoverable	Water	3005A	
680-238532-2	AF68720	Total Recoverable	Water	3005A	
680-238532-6	AF68712	Total Recoverable	Water	3005A	
MB 680-791518/1-A	Method Blank	Total Recoverable	Water	3005A	
LCS 680-791518/2-A	Lab Control Sample	Total Recoverable	Water	3005A	

Prep Batch: 791519

Lab Sample ID	Client Sample ID	Prep Type	Matrix	Method	Prep Batch
680-238532-1	AF68719	Total Recoverable	Water	3005A	
680-238532-2	AF68720	Total Recoverable	Water	3005A	
680-238532-6	AF68712	Total Recoverable	Water	3005A	
MB 680-791519/1-A	Method Blank	Total Recoverable	Water	3005A	
LCS 680-791519/2-A	Lab Control Sample	Total Recoverable	Water	3005A	

Analysis Batch: 791719

Lab Sample ID	Client Sample ID	Prep Type	Matrix	Method	Prep Batch
680-238532-3	AF68721	Total Recoverable	Water	6010D	791516
680-238532-4	AF68713	Total Recoverable	Water	6010D	791516
680-238532-5	AF68714	Total Recoverable	Water	6010D	791516
MB 680-791516/1-A	Method Blank	Total Recoverable	Water	6010D	791516
LCS 680-791516/2-A	Lab Control Sample	Total Recoverable	Water	6010D	791516

Analysis Batch: 791897

Lab Sample ID	Client Sample ID	Prep Type	Matrix	Method	Prep Batch
680-238532-1	AF68719	Total Recoverable	Water	6010D	791519
680-238532-2	AF68720	Total Recoverable	Water	6010D	791519
680-238532-6	AF68712	Total Recoverable	Water	6010D	791519
MB 680-791519/1-A	Method Blank	Total Recoverable	Water	6010D	791519
LCS 680-791519/2-A	Lab Control Sample	Total Recoverable	Water	6010D	791519

Analysis Batch: 792230

Lab Sample ID	Client Sample ID	Prep Type	Matrix	Method	Prep Batch
680-238532-3	AF68721	Total Recoverable	Water	6020B	791513
680-238532-4	AF68713	Total Recoverable	Water	6020B	791513
680-238532-5	AF68714	Total Recoverable	Water	6020B	791513

Metals (Continued)

Analysis Batch: 792230 (Continued)

Lab Sample ID	Client Sample ID	Prep Type	Matrix	Method	Prep Batch
MB 680-791513/1-A	Method Blank	Total Recoverable	Water	6020B	791513
LCS 680-791513/2-A	Lab Control Sample	Total Recoverable	Water	6020B	791513

Analysis Batch: 792490

Lab Sample ID	Client Sample ID	Prep Type	Matrix	Method	Prep Batch
680-238532-1	AF68719	Total Recoverable	Water	6020B	791518
680-238532-2	AF68720	Total Recoverable	Water	6020B	791518
680-238532-6	AF68712	Total Recoverable	Water	6020B	791518
MB 680-791518/1-A	Method Blank	Total Recoverable	Water	6020B	791518
LCS 680-791518/2-A	Lab Control Sample	Total Recoverable	Water	6020B	791518

Lab Chronicle

Client: South Carolina Public Service Authority
Project/Site: 125915/JM02.08.G01.3/36500

Job ID: 680-238532-1

Client Sample ID: AF68719

Lab Sample ID: 680-238532-1

Date Collected: 06/29/23 10:48

Matrix: Water

Date Received: 08/02/23 10:45

Prep Type	Batch Type	Batch Method	Run	Dilution Factor	Batch Number	Analyst	Lab	Prepared or Analyzed
Total Recoverable	Prep	3005A			791519	RR	EET SAV	08/03/23 06:38
Total Recoverable	Analysis	6010D		1	791897	BJB	EET SAV	08/04/23 17:50
Total Recoverable	Prep	3005A			791518	RR	EET SAV	08/03/23 06:38
Total Recoverable	Analysis	6020B		1	792490	BWR	EET SAV	08/08/23 15:58

Client Sample ID: AF68720

Lab Sample ID: 680-238532-2

Date Collected: 06/29/23 11:40

Matrix: Water

Date Received: 08/02/23 10:45

Prep Type	Batch Type	Batch Method	Run	Dilution Factor	Batch Number	Analyst	Lab	Prepared or Analyzed
Total Recoverable	Prep	3005A			791519	RR	EET SAV	08/03/23 06:38
Total Recoverable	Analysis	6010D		1	791897	BJB	EET SAV	08/04/23 17:23
Total Recoverable	Prep	3005A			791518	RR	EET SAV	08/03/23 06:38
Total Recoverable	Analysis	6020B		1	792490	BWR	EET SAV	08/08/23 15:17

Client Sample ID: AF68721

Lab Sample ID: 680-238532-3

Date Collected: 06/29/23 11:45

Matrix: Water

Date Received: 08/02/23 10:45

Prep Type	Batch Type	Batch Method	Run	Dilution Factor	Batch Number	Analyst	Lab	Prepared or Analyzed
Total Recoverable	Prep	3005A			791516	RR	EET SAV	08/03/23 05:51
Total Recoverable	Analysis	6010D		1	791719	BJB	EET SAV	08/03/23 15:15
Total Recoverable	Prep	3005A			791513	RR	EET SAV	08/03/23 05:51
Total Recoverable	Analysis	6020B		1	792230	BWR	EET SAV	08/07/23 16:30

Client Sample ID: AF68713

Lab Sample ID: 680-238532-4

Date Collected: 06/29/23 13:51

Matrix: Water

Date Received: 08/02/23 10:45

Prep Type	Batch Type	Batch Method	Run	Dilution Factor	Batch Number	Analyst	Lab	Prepared or Analyzed
Total Recoverable	Prep	3005A			791516	RR	EET SAV	08/03/23 05:51
Total Recoverable	Analysis	6010D		1	791719	BJB	EET SAV	08/03/23 15:13
Total Recoverable	Prep	3005A			791513	RR	EET SAV	08/03/23 05:51
Total Recoverable	Analysis	6020B		1	792230	BWR	EET SAV	08/07/23 16:26

Client Sample ID: AF68714

Lab Sample ID: 680-238532-5

Date Collected: 06/28/23 14:09

Matrix: Water

Date Received: 08/02/23 10:45

Prep Type	Batch Type	Batch Method	Run	Dilution Factor	Batch Number	Analyst	Lab	Prepared or Analyzed
Total Recoverable	Prep	3005A			791516	RR	EET SAV	08/03/23 05:51
Total Recoverable	Analysis	6010D		1	791719	BJB	EET SAV	08/03/23 15:11
Total Recoverable	Prep	3005A			791513	RR	EET SAV	08/03/23 05:51
Total Recoverable	Analysis	6020B		1	792230	BWR	EET SAV	08/07/23 16:22

Lab Chronicle

Client: South Carolina Public Service Authority
Project/Site: 125915/JM02.08.G01.3/36500

Job ID: 680-238532-1

Client Sample ID: AF68712

Date Collected: 06/28/23 15:20
Date Received: 08/02/23 10:45

Lab Sample ID: 680-238532-6

Matrix: Water

Prep Type	Batch Type	Batch Method	Run	Dilution Factor	Batch Number	Analyst	Lab	Prepared or Analyzed
Total Recoverable	Prep	3005A			791519	RR	EET SAV	08/03/23 06:38
Total Recoverable	Analysis	6010D		1	791897	BJB	EET SAV	08/04/23 17:20
Total Recoverable	Prep	3005A			791518	RR	EET SAV	08/03/23 06:38
Total Recoverable	Analysis	6020B		1	792490	BWR	EET SAV	08/08/23 15:13

Laboratory References:

EET SAV = Eurofins Savannah, 5102 LaRoche Avenue, Savannah, GA 31404, TEL (912)354-7858

Contract Lab Info. TA-SAV Contract Lab Due Date (Lab Only). 8 / 10 / 23 Send report to lcwillia@santeecooper.com & sjbrown@santeecooper.com

Chain of Custody

santee cooper
Santee Cooper
One Riverwood Drive
Moncks Corner, SC 29461
Phone (843)761-8000 Ext 5148
Fax. (843)761-4175

Customer Email/Report Recipient: LCWILLIA @santeecooper.com

Date Results Needed by: ___/___/___

Project/Task/Unit #: 125915 / JM02.08.G01.3 / 36500

Rerun request for any flagged QC (Yes) No

Analysis Group

Labworks ID # (Internal use only)	Sample Location/ Description	Collection Date	Collection Time	Sample Collector	Total # of containers	Bottle type: (Glass-G/Plastic-P)	Grab (G) or Composite (C)	Matrix(see below)	Preservative (see below)	Comments • Method # • Reporting limit • Misc sample info • Any other notes	TOTAL METALS -SEE BELOW			
AF68719	WAP-9	6/29/23	1048	WDK ML	1	P	G	GW	2	6020	X			
AF68720	WAP-10	"	1140	"	"	"	"	"	"	- SEE SHEET FOR RLS.	"			
AF68721	WAP-10 DUP	"	1145	"	"	"	"	"	"	"	"			
AF68713	WAP-3	"	1351	"	"	"	"	"	"	*PLEASE RETURN SAMPLES	"			
AF68714	WAP-4	6/28/23	1409	"	"	"	"	"	"	UPON COMPLETION.	"			
AF68712	WAP-2	"	1520	"	"	"	"	"	"	"	"			

680-238532 Chain of Custody

Relinquished by:	Employee#	Date	Time	Received by:	Employee #	Date	Time
SJBrown	35594	8/2/23	0756	EHodge	COURIER	8/2/23	0756
Relinquished by:	**Employee#**	**Date**	**Time**	**Received by:**	**Employee #**	**Date**	**Time**
EHodge	COURIER	8/2/23	1044	[signature]	TA	8.2.23	1045
Relinquished by:	**Employee#**	**Date**	**Time**	**Received by:**	**Employee #**	**Date**	**Time**

Sample Receiving (Internal Use Only)
TEMP (°C): 4.2/4.3 Initial:___
Correct pH: Yes No
Preservative Lot#:
Date/Time/Init for preservative:

☐ METALS (all)

☐ Ag	☑ Cu	☑ Sb
☑ Al	☑ Fe	☑ Se
☑ As	☐ K	☐ Sn
☐ B	☐ Li	☐ Sr
☑ Ba	☑ Mg	☐ Ti
☑ Be	☐ Mn	☑ Tl
☑ Ca	☐ Mo	☐ V
☑ Cd	☐ Na	☑ Zn
☑ Co	☐ Ni	☐ Hg
☑ Cr	☑ Pb	☐ CrVI

Nutrients
☐ TOC
☐ DOC
☐ TP/TPO4
☐ NH3-N
☐ F
☐ Cl
☐ NO2
☐ Br
☐ NO3
☐ SO4

MISC.
☐ BTEX
☐ Naphthalene
☐ THM/HAA
☐ VOC
☐ Oil & Grease
☐ E. Coli
☐ Total Coliform
☐ pH
☐ Dissolved As
☐ Dissolved Fe
☐ Rad 226
☐ Rad 228
☐ PCB

Gypsum
☐ Wallboard
Gypsum(*all below*)
☐ ATM
☐ TOC
☐ Total metals
☐ Soluble Metals
☐ Purity (CaSO4)
☐ % Moisture
☐ Sulfites
☐ pH
☐ Chlorides
☐ Particle Size
☐ Sulfur

Coal
☐ Ultimate
☐ % Moisture
☐ Ash
☐ Sulfur
☐ BTUs
☐ Volatile Matter
☐ CHN
Other Tests:
☐ XRF Scan
☐ HGI
☐ Fineness
☐ Particulate Matter

Flyash
☐ Ammonia
☐ LOI
☐ % Carbon
☐ Mineral Analysis
☐ Sieve
☐ % Moisture

NPDES
☐ Oil & Grease
☐ As
☐ TSS

Oil
☐ Trans. Oil Qual.
☐ %Moisture
☐ Color
☐ Acidity
☐ Dielectric Strength
☐ IFT
☐ Dissolved Gases
Used Oil
☐ Flashpoint
☐ Metals in oil (As,Cd,Cr,Ni,Pb Hg)
☐ TX
☐ GOFER

Matrix codes. GW-groundwater, DW-drinking water, SW-surface water, WW-waste water, BW-boiler water, L-limestone, Oil-oil, S-Soil, SL-solid, C-coal, G-gypsum, FA-flyash, BA-bottom ash, M-misc (describe in comment section)
Preservative code- 1=<4°C 2=HNO_3 3=H_2SO_4 4-HCl 5=$Na_2S_2O_3$ 6-Other (Specify)

Login Sample Receipt Checklist

Client: South Carolina Public Service Authority

Job Number: 680-238532-1

Login Number: 238532

List Source: Eurofins Savannah

List Number: 1

Creator: Sims, Robert D

Question	Answer	Comment
Radioactivity wasn't checked or is </= background as measured by a survey meter.	N/A	
The cooler's custody seal, if present, is intact.	True	
Sample custody seals, if present, are intact.	True	
The cooler or samples do not appear to have been compromised or tampered with.	True	
Samples were received on ice.	True	
Cooler Temperature is acceptable.	True	
Cooler Temperature is recorded.	True	
COC is present.	True	
COC is filled out in ink and legible.	True	
COC is filled out with all pertinent information.	True	
Is the Field Sampler's name present on COC?	True	
There are no discrepancies between the containers received and the COC.	True	
Samples are received within Holding Time (excluding tests with immediate HTs)	True	
Sample containers have legible labels.	True	
Containers are not broken or leaking.	True	
Sample collection date/times are provided.	True	
Appropriate sample containers are used.	True	
Sample bottles are completely filled.	True	
Sample Preservation Verified.	N/A	
There is sufficient vol. for all requested analyses, incl. any requested MS/MSDs	True	
Containers requiring zero headspace have no headspace or bubble is <6mm (1/4").	N/A	
Multiphasic samples are not present.	True	
Samples do not require splitting or compositing.	True	
Residual Chlorine Checked.	N/A	

Accreditation/Certification Summary

Client: South Carolina Public Service Authority
Job ID: 680-238532-1
Project/Site: 125915/JM02.08.G01.3/36500

Laboratory: Eurofins Savannah

The accreditations/certifications listed below are applicable to this report.

Authority	Program	Identification Number	Expiration Date
South Carolina	State	98001	06-30-23 *

* Accreditation/Certification renewal pending - accreditation/certification considered valid.

eurofins | Environment Testing

1 2 3 4 5 6 7 8 9 10 11 12 13 14

ANALYTICAL REPORT

PREPARED FOR

Attn: Linda Williams
South Carolina Public Service Authority
Santee Cooper
PO BOX 2946101
Moncks Corner, South Carolina 29461-2901

Generated 8/3/2023 6:06:42 PM Revision 1

JOB DESCRIPTION

125915/JM02-08-G01.1/36500

JOB NUMBER

680-237959-1

Eurofins Savannah
5102 LaRoche Avenue
Savannah GA 31404

See page two for job notes and contact information.

myEOL

Job Notes

This report may not be reproduced except in full, and with written approval from the laboratory. The results relate only to the samples tested. For questions please contact the Project Manager at the e-mail address or telephone number listed on this page.

The test results in this report relate only to the samples as received by the laboratory and will meet all requirements of the methodology, with any exceptions noted. This report shall not be reproduced except in full, without the express written approval of the laboratory. All questions should be directed to the Eurofins Environment Testing Southeast, LLC Project Manager.

Authorization



Generated
8/3/2023 6:06:42 PM
Revision 1

Authorized for release by
Jerry Lanier, Project Manager I
Jerry.Lanier@et.eurofinsus.com
(912)250-0281

Table of Contents

Cover Page 1
Table of Contents 3
Case Narrative 4
Sample Summary 5
Method Summary 6
Definitions 7
Detection Summary 8
Client Sample Results 10
QC Sample Results 36
QC Association 38
Chronicle 40
Chain of Custody 45
Receipt Checklists 48
Certification Summary 49

Job ID: 680-237959-1

Laboratory: Eurofins Savannah

Narrative

Job Narrative
680-237959-1

Receipt
The samples were received on 7/20/2023 9:45 AM. Unless otherwise noted below, the samples arrived in good condition, and, where required, properly preserved and on ice. The temperature of the cooler at receipt time was 21.7°C

Revision
The final report was revised to include the re-prepped data for samples which failed MS/MSD. Both sets of data have been reported.

Metals
No additional analytical or quality issues were noted, other than those described above or in the Definitions/ Glossary page.

Sample Summary

Client: South Carolina Public Service Authority
Project/Site: 125915/JM02-08-G01.1/36500

Job ID: 680-237959-1

Lab Sample ID	Client Sample ID	Matrix	Collected	Received
680-237959-1	AF68738	Water	07/12/23 12:28	07/20/23 09:45
680-237959-2	AF68732	Water	07/12/23 14:32	07/20/23 09:45
680-237959-3	AF68740	Water	07/12/23 11:01	07/20/23 09:45
680-237959-4	AF68743	Water	07/12/23 13:23	07/20/23 09:45
680-237959-5	AF68744	Water	07/12/23 13:28	07/20/23 09:45
680-237959-6	AF68745	Water	07/11/23 15:21	07/20/23 09:45
680-237959-7	AF68741	Water	07/11/23 12:51	07/20/23 09:45
680-237959-8	AF68725	Water	07/18/23 11:49	07/20/23 09:45
680-237959-9	AF68742	Water	07/18/23 14:53	07/20/23 09:45
680-237959-10	AF68747	Water	07/17/23 10:08	07/20/23 09:45
680-237959-11	AF68731	Water	07/17/23 11:15	07/20/23 09:45
680-237959-12	AF68723	Water	07/17/23 13:00	07/20/23 09:45
680-237959-13	AF68724	Water	07/17/23 13:05	07/20/23 09:45
680-237959-14	AF68746	Water	07/17/23 14:24	07/20/23 09:45
680-237959-15	AF68726	Water	07/13/23 14:16	07/20/23 09:45
680-237959-16	AF68725	Water	07/13/23 14:21	07/20/23 09:45
680-237959-17	AF68730	Water	07/13/23 10:01	07/20/23 09:45
680-237959-18	AF68729	Water	07/13/23 11:24	07/20/23 09:45
680-237959-19	AF68728	Water	07/13/23 13:32	07/20/23 09:45
680-237959-20	AF68751	Water	07/10/23 10:00	07/20/23 09:45
680-237959-21	AF68750	Water	07/10/23 11:18	07/20/23 09:45
680-237959-22	AF68755	Water	07/10/23 12:59	07/20/23 09:45
680-237959-23	AF68733	Water	07/10/23 14:10	07/20/23 09:45
680-237959-24	AF68734	Water	07/10/23 14:15	07/20/23 09:45
680-237959-25	AF68757	Water	07/11/23 09:51	07/20/23 09:45
680-237959-26	AF68749	Water	07/11/23 10:52	07/20/23 09:45

Method Summary

Client: South Carolina Public Service Authority
Project/Site: 125915/JM02-08-G01.1/36500

Job ID: 680-237959-1

Method	Method Description	Protocol	Laboratory
7470A	Mercury (CVAA)	SW846	EET SAV
7470A	Preparation, Mercury	SW846	EET SAV

Protocol References:

SW846 = "Test Methods For Evaluating Solid Waste, Physical/Chemical Methods", Third Edition, November 1986 And Its Updates.

Laboratory References:

EET SAV = Eurofins Savannah, 5102 LaRoche Avenue, Savannah, GA 31404, TEL (912)354-7858

Qualifiers

Metals

Qualifier	Qualifier Description
F1	MS and/or MSD recovery exceeds control limits.
F2	MS/MSD RPD exceeds control limits
U	Indicates the analyte was analyzed for but not detected.

Glossary

Abbreviation	These commonly used abbreviations may or may not be present in this report.
¤	Listed under the "D" column to designate that the result is reported on a dry weight basis
%R	Percent Recovery
CFL	Contains Free Liquid
CFU	Colony Forming Unit
CNF	Contains No Free Liquid
DER	Duplicate Error Ratio (normalized absolute difference)
Dil Fac	Dilution Factor
DL	Detection Limit (DoD/DOE)
DL, RA, RE, IN	Indicates a Dilution, Re-analysis, Re-extraction, or additional Initial metals/anion analysis of the sample
DLC	Decision Level Concentration (Radiochemistry)
EDL	Estimated Detection Limit (Dioxin)
LOD	Limit of Detection (DoD/DOE)
LOQ	Limit of Quantitation (DoD/DOE)
MCL	EPA recommended "Maximum Contaminant Level"
MDA	Minimum Detectable Activity (Radiochemistry)
MDC	Minimum Detectable Concentration (Radiochemistry)
MDL	Method Detection Limit
ML	Minimum Level (Dioxin)
MPN	Most Probable Number
MQL	Method Quantitation Limit
NC	Not Calculated
ND	Not Detected at the reporting limit (or MDL or EDL if shown)
NEG	Negative / Absent
POS	Positive / Present
PQL	Practical Quantitation Limit
PRES	Presumptive
QC	Quality Control
RER	Relative Error Ratio (Radiochemistry)
RL	Reporting Limit or Requested Limit (Radiochemistry)
RPD	Relative Percent Difference, a measure of the relative difference between two points
TEF	Toxicity Equivalent Factor (Dioxin)
TEQ	Toxicity Equivalent Quotient (Dioxin)
TNTC	Too Numerous To Count

Detection Summary

Client: South Carolina Public Service Authority
Project/Site: 125915/JM02-08-G01.1/36500

Job ID: 680-237959-1

Client Sample ID: AF68738 — Lab Sample ID: 680-237959-1

No Detections.

Client Sample ID: AF68732 — Lab Sample ID: 680-237959-2

No Detections.

Client Sample ID: AF68740 — Lab Sample ID: 680-237959-3

No Detections.

Client Sample ID: AF68743 — Lab Sample ID: 680-237959-4

No Detections.

Client Sample ID: AF68744 — Lab Sample ID: 680-237959-5

No Detections.

Client Sample ID: AF68745 — Lab Sample ID: 680-237959-6

No Detections.

Client Sample ID: AF68741 — Lab Sample ID: 680-237959-7

No Detections.

Client Sample ID: AF68725 — Lab Sample ID: 680-237959-8

No Detections.

Client Sample ID: AF68742 — Lab Sample ID: 680-237959-9

No Detections.

Client Sample ID: AF68747 — Lab Sample ID: 680-237959-10

No Detections.

Client Sample ID: AF68731 — Lab Sample ID: 680-237959-11

No Detections.

Client Sample ID: AF68723 — Lab Sample ID: 680-237959-12

No Detections.

Client Sample ID: AF68724 — Lab Sample ID: 680-237959-13

No Detections.

Client Sample ID: AF68746 — Lab Sample ID: 680-237959-14

No Detections.

Client Sample ID: AF68726 — Lab Sample ID: 680-237959-15

No Detections.

Client Sample ID: AF68725 — Lab Sample ID: 680-237959-16

No Detections.

This Detection Summary does not include radiochemical test results.

Eurofins Savannah

Detection Summary

Client: South Carolina Public Service Authority
Project/Site: 125915/JM02-08-G01.1/36500

Job ID: 680-237959-1

Client Sample ID: AF68730 — Lab Sample ID: 680-237959-17

No Detections.

Client Sample ID: AF68729 — Lab Sample ID: 680-237959-18

No Detections.

Client Sample ID: AF68728 — Lab Sample ID: 680-237959-19

No Detections.

Client Sample ID: AF68751 — Lab Sample ID: 680-237959-20

No Detections.

Client Sample ID: AF68750 — Lab Sample ID: 680-237959-21

No Detections.

Client Sample ID: AF68755 — Lab Sample ID: 680-237959-22

No Detections.

Client Sample ID: AF68733 — Lab Sample ID: 680-237959-23

No Detections.

Client Sample ID: AF68734 — Lab Sample ID: 680-237959-24

No Detections.

Client Sample ID: AF68757 — Lab Sample ID: 680-237959-25

No Detections.

Client Sample ID: AF68749 — Lab Sample ID: 680-237959-26

No Detections.

This Detection Summary does not include radiochemical test results.

Eurofins Savannah

Client: South Carolina Public Service Authority
Project/Site: 125915/JM02-08-G01.1/36500

Job ID: 680-237959-1

Client Sample ID: AF68738
Date Collected: 07/12/23 12:28
Date Received: 07/20/23 09:45

Lab Sample ID: 680-237959-1
Matrix: Water

Method: SW846 7470A - Mercury (CVAA)

Analyte	Result	Qualifier	RL	MDL	Unit	D	Prepared	Analyzed	Dil Fac
Mercury	0.200	U	0.200		ug/L		07/21/23 10:52	07/21/23 16:36	1

Client: South Carolina Public Service Authority
Project/Site: 125915/JM02-08-G01.1/36500

Job ID: 680-237959-1

Client Sample ID: AF68732
Date Collected: 07/12/23 14:32
Date Received: 07/20/23 09:45

Lab Sample ID: 680-237959-2
Matrix: Water

Method: SW846 7470A - Mercury (CVAA)

Analyte	Result	Qualifier	RL	MDL	Unit	D	Prepared	Analyzed	Dil Fac
Mercury	0.200	U	0.200		ug/L		07/21/23 10:52	07/21/23 16:40	1

Client: South Carolina Public Service Authority
Project/Site: 125915/JM02-08-G01.1/36500

Job ID: 680-237959-1

Client Sample ID: AF68740
Date Collected: 07/12/23 11:01
Date Received: 07/20/23 09:45

Lab Sample ID: 680-237959-3
Matrix: Water

Method: SW846 7470A - Mercury (CVAA)

Analyte	Result	Qualifier	RL	MDL	Unit	D	Prepared	Analyzed	Dil Fac
Mercury	0.200	U	0.200		ug/L		07/21/23 10:52	07/21/23 16:42	1

Client: South Carolina Public Service Authority
Project/Site: 125915/JM02-08-G01.1/36500

Job ID: 680-237959-1

Client Sample ID: AF68743
Date Collected: 07/12/23 13:23
Date Received: 07/20/23 09:45

Lab Sample ID: 680-237959-4
Matrix: Water

Method: SW846 7470A - Mercury (CVAA)

Analyte	Result	Qualifier	RL	MDL	Unit	D	Prepared	Analyzed	Dil Fac
Mercury	0.200	U	0.200		ug/L		07/21/23 10:52	07/21/23 16:43	1

Client: South Carolina Public Service Authority
Project/Site: 125915/JM02-08-G01.1/36500

Job ID: 680-237959-1

Client Sample ID: AF68744
Date Collected: 07/12/23 13:28
Date Received: 07/20/23 09:45

Lab Sample ID: 680-237959-5
Matrix: Water

Method: SW846 7470A - Mercury (CVAA)

Analyte	Result	Qualifier	RL	MDL	Unit	D	Prepared	Analyzed	Dil Fac
Mercury	0.200	U	0.200		ug/L		07/21/23 10:52	07/21/23 16:45	1

Client: South Carolina Public Service Authority
Project/Site: 125915/JM02-08-G01.1/36500

Job ID: 680-237959-1

Client Sample ID: AF68745
Date Collected: 07/11/23 15:21
Date Received: 07/20/23 09:45

Lab Sample ID: 680-237959-6
Matrix: Water

Method: SW846 7470A - Mercury (CVAA)

Analyte	Result	Qualifier	RL	MDL	Unit	D	Prepared	Analyzed	Dil Fac
Mercury	0.200	U	0.200		ug/L		07/21/23 10:52	07/21/23 16:46	1

Client: South Carolina Public Service Authority
Project/Site: 125915/JM02-08-G01.1/36500

Job ID: 680-237959-1

Client Sample ID: AF68741
Date Collected: 07/11/23 12:51
Date Received: 07/20/23 09:45

Lab Sample ID: 680-237959-7
Matrix: Water

Method: SW846 7470A - Mercury (CVAA)

Analyte	Result	Qualifier	RL	MDL	Unit	D	Prepared	Analyzed	Dil Fac
Mercury	0.200	U	0.200		ug/L		07/21/23 10:52	07/21/23 16:51	1

Client: South Carolina Public Service Authority
Project/Site: 125915/JM02-08-G01.1/36500

Job ID: 680-237959-1

Client Sample ID: AF68725
Date Collected: 07/18/23 11:49
Date Received: 07/20/23 09:45

Lab Sample ID: 680-237959-8
Matrix: Water

Method: SW846 7470A - Mercury (CVAA)

Analyte	Result	Qualifier	RL	MDL	Unit	D	Prepared	Analyzed	Dil Fac
Mercury	0.200	U	0.200		ug/L		07/21/23 10:52	07/21/23 16:53	1

Client: South Carolina Public Service Authority
Project/Site: 125915/JM02-08-G01.1/36500

Job ID: 680-237959-1

Client Sample ID: AF68742
Date Collected: 07/18/23 14:53
Date Received: 07/20/23 09:45

Lab Sample ID: 680-237959-9
Matrix: Water

Method: SW846 7470A - Mercury (CVAA)

Analyte	Result	Qualifier	RL	MDL	Unit	D	Prepared	Analyzed	Dil Fac
Mercury	0.200	U	0.200		ug/L		07/21/23 10:52	07/21/23 16:54	1

Client: South Carolina Public Service Authority
Project/Site: 125915/JM02-08-G01.1/36500

Job ID: 680-237959-1

Client Sample ID: AF68747
Date Collected: 07/17/23 10:08
Date Received: 07/20/23 09:45

Lab Sample ID: 680-237959-10
Matrix: Water

Method: SW846 7470A - Mercury (CVAA)

Analyte	Result	Qualifier	RL	MDL	Unit	D	Prepared	Analyzed	Dil Fac
Mercury	0.200	U	0.200		ug/L		07/21/23 10:52	07/21/23 16:56	1

Client: South Carolina Public Service Authority
Project/Site: 125915/JM02-08-G01.1/36500

Job ID: 680-237959-1

Client Sample ID: AF68731
Date Collected: 07/17/23 11:15
Date Received: 07/20/23 09:45

Lab Sample ID: 680-237959-11
Matrix: Water

Method: SW846 7470A - Mercury (CVAA)

Analyte	Result	Qualifier	RL	MDL	Unit	D	Prepared	Analyzed	Dil Fac
Mercury	0.200	U	0.200		ug/L		07/21/23 10:52	07/21/23 16:57	1

Client: South Carolina Public Service Authority
Project/Site: 125915/JM02-08-G01.1/36500

Job ID: 680-237959-1

Client Sample ID: AF68723
Date Collected: 07/17/23 13:00
Date Received: 07/20/23 09:45

Lab Sample ID: 680-237959-12
Matrix: Water

Method: SW846 7470A - Mercury (CVAA)

Analyte	Result	Qualifier	RL	MDL	Unit	D	Prepared	Analyzed	Dil Fac
Mercury	0.200	U	0.200		ug/L		07/21/23 10:52	07/21/23 16:59	1

Client: South Carolina Public Service Authority
Project/Site: 125915/JM02-08-G01.1/36500

Job ID: 680-237959-1

Client Sample ID: AF68724
Date Collected: 07/17/23 13:05
Date Received: 07/20/23 09:45

Lab Sample ID: 680-237959-13
Matrix: Water

Method: SW846 7470A - Mercury (CVAA)

Analyte	Result	Qualifier	RL	MDL	Unit	D	Prepared	Analyzed	Dil Fac
Mercury	0.200	U	0.200		ug/L		07/21/23 10:52	07/21/23 17:00	1

Client: South Carolina Public Service Authority
Project/Site: 125915/JM02-08-G01.1/36500

Job ID: 680-237959-1

Client Sample ID: AF68746
Date Collected: 07/17/23 14:24
Date Received: 07/20/23 09:45

Lab Sample ID: 680-237959-14
Matrix: Water

Method: SW846 7470A - Mercury (CVAA)

Analyte	Result	Qualifier	RL	MDL	Unit	D	Prepared	Analyzed	Dil Fac
Mercury	0.200	U F1 F2	0.200		ug/L		07/25/23 12:25	07/26/23 10:29	1
Mercury	0.200	U	0.200		ug/L		08/02/23 10:19	08/03/23 10:19	1

Client: South Carolina Public Service Authority
Project/Site: 125915/JM02-08-G01.1/36500

Job ID: 680-237959-1

Client Sample ID: AF68726
Date Collected: 07/13/23 14:16
Date Received: 07/20/23 09:45

Lab Sample ID: 680-237959-15
Matrix: Water

Method: SW846 7470A - Mercury (CVAA)

Analyte	Result	Qualifier	RL	MDL	Unit	D	Prepared	Analyzed	Dil Fac
Mercury	0.200	U F1	0.200		ug/L		07/25/23 12:39	07/26/23 10:37	1
Mercury	0.200	U	0.200		ug/L		08/02/23 10:19	08/03/23 10:20	1

Client: South Carolina Public Service Authority
Project/Site: 125915/JM02-08-G01.1/36500

Job ID: 680-237959-1

Client Sample ID: AF68725
Date Collected: 07/13/23 14:21
Date Received: 07/20/23 09:45

Lab Sample ID: 680-237959-16
Matrix: Water

Method: SW846 7470A - Mercury (CVAA)

Analyte	Result	Qualifier	RL	MDL	Unit	D	Prepared	Analyzed	Dil Fac
Mercury	0.200	U	0.200		ug/L		07/25/23 12:39	07/26/23 10:45	1

Client: South Carolina Public Service Authority
Project/Site: 125915/JM02-08-G01.1/36500

Job ID: 680-237959-1

Client Sample ID: AF68730
Date Collected: 07/13/23 10:01
Date Received: 07/20/23 09:45

Lab Sample ID: 680-237959-17
Matrix: Water

Method: SW846 7470A - Mercury (CVAA)

Analyte	Result	Qualifier	RL	MDL	Unit	D	Prepared	Analyzed	Dil Fac
Mercury	0.200	U	0.200		ug/L		07/25/23 12:39	07/26/23 10:46	1

Client: South Carolina Public Service Authority
Project/Site: 125915/JM02-08-G01.1/36500

Job ID: 680-237959-1

Client Sample ID: AF68729
Date Collected: 07/13/23 11:24
Date Received: 07/20/23 09:45

Lab Sample ID: 680-237959-18
Matrix: Water

Method: SW846 7470A - Mercury (CVAA)

Analyte	Result	Qualifier	RL	MDL	Unit	D	Prepared	Analyzed	Dil Fac
Mercury	0.200	U	0.200		ug/L		07/25/23 12:39	07/26/23 10:48	1

Client: South Carolina Public Service Authority
Project/Site: 125915/JM02-08-G01.1/36500

Job ID: 680-237959-1

Client Sample ID: AF68728
Date Collected: 07/13/23 13:32
Date Received: 07/20/23 09:45

Lab Sample ID: 680-237959-19
Matrix: Water

Method: SW846 7470A - Mercury (CVAA)

Analyte	Result	Qualifier	RL	MDL	Unit	D	Prepared	Analyzed	Dil Fac
Mercury	0.200	U	0.200		ug/L		07/25/23 12:39	07/26/23 10:49	1

Client: South Carolina Public Service Authority
Project/Site: 125915/JM02-08-G01.1/36500

Job ID: 680-237959-1

Client Sample ID: AF68751
Date Collected: 07/10/23 10:00
Date Received: 07/20/23 09:45

Lab Sample ID: 680-237959-20
Matrix: Water

Method: SW846 7470A - Mercury (CVAA)

Analyte	Result	Qualifier	RL	MDL	Unit	D	Prepared	Analyzed	Dil Fac
Mercury	0.200	U	0.200		ug/L		07/25/23 12:39	07/26/23 10:51	1

Client: South Carolina Public Service Authority
Project/Site: 125915/JM02-08-G01.1/36500

Job ID: 680-237959-1

Client Sample ID: AF68750
Date Collected: 07/10/23 11:18
Date Received: 07/20/23 09:45

Lab Sample ID: 680-237959-21
Matrix: Water

Method: SW846 7470A - Mercury (CVAA)

Analyte	Result	Qualifier	RL	MDL	Unit	D	Prepared	Analyzed	Dil Fac
Mercury	0.200	U	0.200		ug/L		07/25/23 12:39	07/26/23 10:52	1

Client: South Carolina Public Service Authority
Project/Site: 125915/JM02-08-G01.1/36500

Job ID: 680-237959-1

Client Sample ID: AF68755
Date Collected: 07/10/23 12:59
Date Received: 07/20/23 09:45

Lab Sample ID: 680-237959-22
Matrix: Water

Method: SW846 7470A - Mercury (CVAA)

Analyte	Result	Qualifier	RL	MDL	Unit	D	Prepared	Analyzed	Dil Fac
Mercury	0.200	U	0.200		ug/L		07/25/23 12:39	07/26/23 10:54	1

Client: South Carolina Public Service Authority
Project/Site: 125915/JM02-08-G01.1/36500

Job ID: 680-237959-1

Client Sample ID: AF68733
Date Collected: 07/10/23 14:10
Date Received: 07/20/23 09:45

Lab Sample ID: 680-237959-23
Matrix: Water

Method: SW846 7470A - Mercury (CVAA)

Analyte	Result	Qualifier	RL	MDL	Unit	D	Prepared	Analyzed	Dil Fac
Mercury	0.200	U	0.200		ug/L		07/25/23 12:39	07/26/23 10:55	1

Client: South Carolina Public Service Authority
Project/Site: 125915/JM02-08-G01.1/36500

Job ID: 680-237959-1

Client Sample ID: AF68734
Date Collected: 07/10/23 14:15
Date Received: 07/20/23 09:45

Lab Sample ID: 680-237959-24
Matrix: Water

Method: SW846 7470A - Mercury (CVAA)

Analyte	Result	Qualifier	RL	MDL	Unit	D	Prepared	Analyzed	Dil Fac
Mercury	0.200	U	0.200		ug/L		07/25/23 12:39	07/26/23 10:57	1

Client: South Carolina Public Service Authority
Project/Site: 125915/JM02-08-G01.1/36500

Job ID: 680-237959-1

Client Sample ID: AF68757
Date Collected: 07/11/23 09:51
Date Received: 07/20/23 09:45

Lab Sample ID: 680-237959-25
Matrix: Water

Method: SW846 7470A - Mercury (CVAA)

Analyte	Result	Qualifier	RL	MDL	Unit	D	Prepared	Analyzed	Dil Fac
Mercury	0.200	U	0.200		ug/L		07/25/23 12:39	07/26/23 11:02	1

Client: South Carolina Public Service Authority
Project/Site: 125915/JM02-08-G01.1/36500

Job ID: 680-237959-1

Client Sample ID: AF68749
Date Collected: 07/11/23 10:52
Date Received: 07/20/23 09:45

Lab Sample ID: 680-237959-26
Matrix: Water

Method: SW846 7470A - Mercury (CVAA)

Analyte	Result	Qualifier	RL	MDL	Unit	D	Prepared	Analyzed	Dil Fac
Mercury	0.200	U	0.200		ug/L		07/25/23 12:39	07/26/23 11:03	1

Method: 7470A - Mercury (CVAA)

Lab Sample ID: MB 680-789400/1-A
Matrix: Water
Analysis Batch: 789621

Client Sample ID: Method Blank
Prep Type: Total/NA
Prep Batch: 789400

Analyte	MB Result	MB Qualifier	RL	MDL	Unit	D	Prepared	Analyzed	Dil Fac
Mercury	0.200	U	0.200		ug/L		07/21/23 10:52	07/21/23 16:32	1

Lab Sample ID: LCS 680-789400/2-A
Matrix: Water
Analysis Batch: 789621

Client Sample ID: Lab Control Sample
Prep Type: Total/NA
Prep Batch: 789400

Analyte	Spike Added	LCS Result	LCS Qualifier	Unit	D	%Rec	%Rec Limits
Mercury	2.50	2.592		ug/L		104	80 - 120

Lab Sample ID: 680-237959-1 MS
Matrix: Water
Analysis Batch: 789621

Client Sample ID: AF68738
Prep Type: Total/NA
Prep Batch: 789400

Analyte	Sample Result	Sample Qualifier	Spike Added	MS Result	MS Qualifier	Unit	D	%Rec	%Rec Limits
Mercury	0.200	U	1.00	1.059		ug/L		97	80 - 120

Lab Sample ID: 680-237959-1 MSD
Matrix: Water
Analysis Batch: 789621

Client Sample ID: AF68738
Prep Type: Total/NA
Prep Batch: 789400

Analyte	Sample Result	Sample Qualifier	Spike Added	MSD Result	MSD Qualifier	Unit	D	%Rec	%Rec Limits	RPD	RPD Limit
Mercury	0.200	U	1.00	1.032		ug/L		94	80 - 120	3	20

Lab Sample ID: MB 680-789957/12-A
Matrix: Water
Analysis Batch: 790193

Client Sample ID: Method Blank
Prep Type: Total/NA
Prep Batch: 789957

Analyte	MB Result	MB Qualifier	RL	MDL	Unit	D	Prepared	Analyzed	Dil Fac
Mercury	0.200	U	0.200		ug/L		07/25/23 12:25	07/26/23 10:26	1

Lab Sample ID: LCS 680-789957/13-A
Matrix: Water
Analysis Batch: 790193

Client Sample ID: Lab Control Sample
Prep Type: Total/NA
Prep Batch: 789957

Analyte	Spike Added	LCS Result	LCS Qualifier	Unit	D	%Rec	%Rec Limits
Mercury	2.50	2.644		ug/L		106	80 - 120

Lab Sample ID: 680-237959-14 MS
Matrix: Water
Analysis Batch: 790193

Client Sample ID: AF68746
Prep Type: Total/NA
Prep Batch: 789957

Analyte	Sample Result	Sample Qualifier	Spike Added	MS Result	MS Qualifier	Unit	D	%Rec	%Rec Limits
Mercury	0.200	U F1 F2	1.00	0.2046	F1	ug/L		20	80 - 120

Lab Sample ID: 680-237959-14 MSD
Matrix: Water
Analysis Batch: 790193

Client Sample ID: AF68746
Prep Type: Total/NA
Prep Batch: 789957

Analyte	Sample Result	Sample Qualifier	Spike Added	MSD Result	MSD Qualifier	Unit	D	%Rec	%Rec Limits	RPD	RPD Limit
Mercury	0.200	U F1 F2	1.00	0.200	U F1 F2	ug/L		16	80 - 120	27	20

Method: 7470A - Mercury (CVAA)

Lab Sample ID: MB 680-789960/1-A
Matrix: Water
Analysis Batch: 790193

Client Sample ID: Method Blank
Prep Type: Total/NA
Prep Batch: 789960

Analyte	MB Result	MB Qualifier	RL	MDL	Unit	D	Prepared	Analyzed	Dil Fac
Mercury	0.200	U	0.200		ug/L		07/25/23 12:39	07/26/23 10:34	1

Lab Sample ID: LCS 680-789960/2-A
Matrix: Water
Analysis Batch: 790193

Client Sample ID: Lab Control Sample
Prep Type: Total/NA
Prep Batch: 789960

Analyte	Spike Added	LCS Result	LCS Qualifier	Unit	D	%Rec	%Rec Limits
Mercury	2.50	2.631		ug/L		105	80 - 120

Lab Sample ID: 680-237959-15 MS
Matrix: Water
Analysis Batch: 790193

Client Sample ID: AF68726
Prep Type: Total/NA
Prep Batch: 789960

Analyte	Sample Result	Sample Qualifier	Spike Added	MS Result	MS Qualifier	Unit	D	%Rec	%Rec Limits
Mercury	0.200	U F1	1.00	0.2226	F1	ug/L		22	80 - 120

Lab Sample ID: 680-237959-15 MSD
Matrix: Water
Analysis Batch: 790193

Client Sample ID: AF68726
Prep Type: Total/NA
Prep Batch: 789960

Analyte	Sample Result	Sample Qualifier	Spike Added	MSD Result	MSD Qualifier	Unit	D	%Rec	%Rec Limits	RPD	RPD Limit
Mercury	0.200	U F1	1.00	0.2316	F1	ug/L		23	80 - 120	4	20

Lab Sample ID: MB 680-791340/12-A
Matrix: Water
Analysis Batch: 791612

Client Sample ID: Method Blank
Prep Type: Total/NA
Prep Batch: 791340

Analyte	MB Result	MB Qualifier	RL	MDL	Unit	D	Prepared	Analyzed	Dil Fac
Mercury	0.200	U	0.200		ug/L		08/02/23 10:17	08/03/23 10:11	1

Lab Sample ID: LCS 680-791340/13-A
Matrix: Water
Analysis Batch: 791612

Client Sample ID: Lab Control Sample
Prep Type: Total/NA
Prep Batch: 791340

Analyte	Spike Added	LCS Result	LCS Qualifier	Unit	D	%Rec	%Rec Limits
Mercury	2.50	2.769		ug/L		111	80 - 120

Metals

Prep Batch: 789400

Lab Sample ID	Client Sample ID	Prep Type	Matrix	Method	Prep Batch
680-237959-1	AF68738	Total/NA	Water	7470A	
680-237959-2	AF68732	Total/NA	Water	7470A	
680-237959-3	AF68740	Total/NA	Water	7470A	
680-237959-4	AF68743	Total/NA	Water	7470A	
680-237959-5	AF68744	Total/NA	Water	7470A	
680-237959-6	AF68745	Total/NA	Water	7470A	
680-237959-7	AF68741	Total/NA	Water	7470A	
680-237959-8	AF68725	Total/NA	Water	7470A	
680-237959-9	AF68742	Total/NA	Water	7470A	
680-237959-10	AF68747	Total/NA	Water	7470A	
680-237959-11	AF68731	Total/NA	Water	7470A	
680-237959-12	AF68723	Total/NA	Water	7470A	
680-237959-13	AF68724	Total/NA	Water	7470A	
MB 680-789400/1-A	Method Blank	Total/NA	Water	7470A	
LCS 680-789400/2-A	Lab Control Sample	Total/NA	Water	7470A	
680-237959-1 MS	AF68738	Total/NA	Water	7470A	
680-237959-1 MSD	AF68738	Total/NA	Water	7470A	

Analysis Batch: 789621

Lab Sample ID	Client Sample ID	Prep Type	Matrix	Method	Prep Batch
680-237959-1	AF68738	Total/NA	Water	7470A	789400
680-237959-2	AF68732	Total/NA	Water	7470A	789400
680-237959-3	AF68740	Total/NA	Water	7470A	789400
680-237959-4	AF68743	Total/NA	Water	7470A	789400
680-237959-5	AF68744	Total/NA	Water	7470A	789400
680-237959-6	AF68745	Total/NA	Water	7470A	789400
680-237959-7	AF68741	Total/NA	Water	7470A	789400
680-237959-8	AF68725	Total/NA	Water	7470A	789400
680-237959-9	AF68742	Total/NA	Water	7470A	789400
680-237959-10	AF68747	Total/NA	Water	7470A	789400
680-237959-11	AF68731	Total/NA	Water	7470A	789400
680-237959-12	AF68723	Total/NA	Water	7470A	789400
680-237959-13	AF68724	Total/NA	Water	7470A	789400
MB 680-789400/1-A	Method Blank	Total/NA	Water	7470A	789400
LCS 680-789400/2-A	Lab Control Sample	Total/NA	Water	7470A	789400
680-237959-1 MS	AF68738	Total/NA	Water	7470A	789400
680-237959-1 MSD	AF68738	Total/NA	Water	7470A	789400

Prep Batch: 789957

Lab Sample ID	Client Sample ID	Prep Type	Matrix	Method	Prep Batch
680-237959-14	AF68746	Total/NA	Water	7470A	
MB 680-789957/12-A	Method Blank	Total/NA	Water	7470A	
LCS 680-789957/13-A	Lab Control Sample	Total/NA	Water	7470A	
680-237959-14 MS	AF68746	Total/NA	Water	7470A	
680-237959-14 MSD	AF68746	Total/NA	Water	7470A	

Prep Batch: 789960

Lab Sample ID	Client Sample ID	Prep Type	Matrix	Method	Prep Batch
680-237959-15	AF68726	Total/NA	Water	7470A	
680-237959-16	AF68725	Total/NA	Water	7470A	
680-237959-17	AF68730	Total/NA	Water	7470A	

Metals (Continued)

Prep Batch: 789960 (Continued)

Lab Sample ID	Client Sample ID	Prep Type	Matrix	Method	Prep Batch
680-237959-18	AF68729	Total/NA	Water	7470A	
680-237959-19	AF68728	Total/NA	Water	7470A	
680-237959-20	AF68751	Total/NA	Water	7470A	
680-237959-21	AF68750	Total/NA	Water	7470A	
680-237959-22	AF68755	Total/NA	Water	7470A	
680-237959-23	AF68733	Total/NA	Water	7470A	
680-237959-24	AF68734	Total/NA	Water	7470A	
680-237959-25	AF68757	Total/NA	Water	7470A	
680-237959-26	AF68749	Total/NA	Water	7470A	
MB 680-789960/1-A	Method Blank	Total/NA	Water	7470A	
LCS 680-789960/2-A	Lab Control Sample	Total/NA	Water	7470A	
680-237959-15 MS	AF68726	Total/NA	Water	7470A	
680-237959-15 MSD	AF68726	Total/NA	Water	7470A	

Analysis Batch: 790193

Lab Sample ID	Client Sample ID	Prep Type	Matrix	Method	Prep Batch
680-237959-14	AF68746	Total/NA	Water	7470A	789957
680-237959-15	AF68726	Total/NA	Water	7470A	789960
680-237959-16	AF68725	Total/NA	Water	7470A	789960
680-237959-17	AF68730	Total/NA	Water	7470A	789960
680-237959-18	AF68729	Total/NA	Water	7470A	789960
680-237959-19	AF68728	Total/NA	Water	7470A	789960
680-237959-20	AF68751	Total/NA	Water	7470A	789960
680-237959-21	AF68750	Total/NA	Water	7470A	789960
680-237959-22	AF68755	Total/NA	Water	7470A	789960
680-237959-23	AF68733	Total/NA	Water	7470A	789960
680-237959-24	AF68734	Total/NA	Water	7470A	789960
680-237959-25	AF68757	Total/NA	Water	7470A	789960
680-237959-26	AF68749	Total/NA	Water	7470A	789960
MB 680-789957/12-A	Method Blank	Total/NA	Water	7470A	789957
MB 680-789960/1-A	Method Blank	Total/NA	Water	7470A	789960
LCS 680-789957/13-A	Lab Control Sample	Total/NA	Water	7470A	789957
LCS 680-789960/2-A	Lab Control Sample	Total/NA	Water	7470A	789960
680-237959-14 MS	AF68746	Total/NA	Water	7470A	789957
680-237959-14 MSD	AF68746	Total/NA	Water	7470A	789957
680-237959-15 MS	AF68726	Total/NA	Water	7470A	789960
680-237959-15 MSD	AF68726	Total/NA	Water	7470A	789960

Prep Batch: 791340

Lab Sample ID	Client Sample ID	Prep Type	Matrix	Method	Prep Batch
680-237959-14	AF68746	Total/NA	Water	7470A	
680-237959-15	AF68726	Total/NA	Water	7470A	
MB 680-791340/12-A	Method Blank	Total/NA	Water	7470A	
LCS 680-791340/13-A	Lab Control Sample	Total/NA	Water	7470A	

Analysis Batch: 791612

Lab Sample ID	Client Sample ID	Prep Type	Matrix	Method	Prep Batch
680-237959-14	AF68746	Total/NA	Water	7470A	791340
680-237959-15	AF68726	Total/NA	Water	7470A	791340
MB 680-791340/12-A	Method Blank	Total/NA	Water	7470A	791340
LCS 680-791340/13-A	Lab Control Sample	Total/NA	Water	7470A	791340

Lab Chronicle

Client: South Carolina Public Service Authority
Project/Site: 125915/JM02-08-G01.1/36500

Job ID: 680-237959-1

Client Sample ID: AF68738
Date Collected: 07/12/23 12:28
Date Received: 07/20/23 09:45

Lab Sample ID: 680-237959-1
Matrix: Water

Prep Type	Batch Type	Batch Method	Run	Dilution Factor	Batch Number	Analyst	Lab	Prepared or Analyzed
Total/NA	Prep	7470A			789400	DW	EET SAV	07/21/23 10:52
Total/NA	Analysis	7470A		1	789621	BJB	EET SAV	07/21/23 16:36

Client Sample ID: AF68732
Date Collected: 07/12/23 14:32
Date Received: 07/20/23 09:45

Lab Sample ID: 680-237959-2
Matrix: Water

Prep Type	Batch Type	Batch Method	Run	Dilution Factor	Batch Number	Analyst	Lab	Prepared or Analyzed
Total/NA	Prep	7470A			789400	DW	EET SAV	07/21/23 10:52
Total/NA	Analysis	7470A		1	789621	BJB	EET SAV	07/21/23 16:40

Client Sample ID: AF68740
Date Collected: 07/12/23 11:01
Date Received: 07/20/23 09:45

Lab Sample ID: 680-237959-3
Matrix: Water

Prep Type	Batch Type	Batch Method	Run	Dilution Factor	Batch Number	Analyst	Lab	Prepared or Analyzed
Total/NA	Prep	7470A			789400	DW	EET SAV	07/21/23 10:52
Total/NA	Analysis	7470A		1	789621	BJB	EET SAV	07/21/23 16:42

Client Sample ID: AF68743
Date Collected: 07/12/23 13:23
Date Received: 07/20/23 09:45

Lab Sample ID: 680-237959-4
Matrix: Water

Prep Type	Batch Type	Batch Method	Run	Dilution Factor	Batch Number	Analyst	Lab	Prepared or Analyzed
Total/NA	Prep	7470A			789400	DW	EET SAV	07/21/23 10:52
Total/NA	Analysis	7470A		1	789621	BJB	EET SAV	07/21/23 16:43

Client Sample ID: AF68744
Date Collected: 07/12/23 13:28
Date Received: 07/20/23 09:45

Lab Sample ID: 680-237959-5
Matrix: Water

Prep Type	Batch Type	Batch Method	Run	Dilution Factor	Batch Number	Analyst	Lab	Prepared or Analyzed
Total/NA	Prep	7470A			789400	DW	EET SAV	07/21/23 10:52
Total/NA	Analysis	7470A		1	789621	BJB	EET SAV	07/21/23 16:45

Client Sample ID: AF68745
Date Collected: 07/11/23 15:21
Date Received: 07/20/23 09:45

Lab Sample ID: 680-237959-6
Matrix: Water

Prep Type	Batch Type	Batch Method	Run	Dilution Factor	Batch Number	Analyst	Lab	Prepared or Analyzed
Total/NA	Prep	7470A			789400	DW	EET SAV	07/21/23 10:52
Total/NA	Analysis	7470A		1	789621	BJB	EET SAV	07/21/23 16:46

Lab Chronicle

Client: South Carolina Public Service Authority
Project/Site: 125915/JM02-08-G01.1/36500

Job ID: 680-237959-1

Client Sample ID: AF68741
Date Collected: 07/11/23 12:51
Date Received: 07/20/23 09:45

Lab Sample ID: 680-237959-7
Matrix: Water

Prep Type	Batch Type	Batch Method	Run	Dilution Factor	Batch Number	Analyst	Lab	Prepared or Analyzed
Total/NA	Prep	7470A			789400	DW	EET SAV	07/21/23 10:52
Total/NA	Analysis	7470A		1	789621	BJB	EET SAV	07/21/23 16:51

Client Sample ID: AF68725
Date Collected: 07/18/23 11:49
Date Received: 07/20/23 09:45

Lab Sample ID: 680-237959-8
Matrix: Water

Prep Type	Batch Type	Batch Method	Run	Dilution Factor	Batch Number	Analyst	Lab	Prepared or Analyzed
Total/NA	Prep	7470A			789400	DW	EET SAV	07/21/23 10:52
Total/NA	Analysis	7470A		1	789621	BJB	EET SAV	07/21/23 16:53

Client Sample ID: AF68742
Date Collected: 07/18/23 14:53
Date Received: 07/20/23 09:45

Lab Sample ID: 680-237959-9
Matrix: Water

Prep Type	Batch Type	Batch Method	Run	Dilution Factor	Batch Number	Analyst	Lab	Prepared or Analyzed
Total/NA	Prep	7470A			789400	DW	EET SAV	07/21/23 10:52
Total/NA	Analysis	7470A		1	789621	BJB	EET SAV	07/21/23 16:54

Client Sample ID: AF68747
Date Collected: 07/17/23 10:08
Date Received: 07/20/23 09:45

Lab Sample ID: 680-237959-10
Matrix: Water

Prep Type	Batch Type	Batch Method	Run	Dilution Factor	Batch Number	Analyst	Lab	Prepared or Analyzed
Total/NA	Prep	7470A			789400	DW	EET SAV	07/21/23 10:52
Total/NA	Analysis	7470A		1	789621	BJB	EET SAV	07/21/23 16:56

Client Sample ID: AF68731
Date Collected: 07/17/23 11:15
Date Received: 07/20/23 09:45

Lab Sample ID: 680-237959-11
Matrix: Water

Prep Type	Batch Type	Batch Method	Run	Dilution Factor	Batch Number	Analyst	Lab	Prepared or Analyzed
Total/NA	Prep	7470A			789400	DW	EET SAV	07/21/23 10:52
Total/NA	Analysis	7470A		1	789621	BJB	EET SAV	07/21/23 16:57

Client Sample ID: AF68723
Date Collected: 07/17/23 13:00
Date Received: 07/20/23 09:45

Lab Sample ID: 680-237959-12
Matrix: Water

Prep Type	Batch Type	Batch Method	Run	Dilution Factor	Batch Number	Analyst	Lab	Prepared or Analyzed
Total/NA	Prep	7470A			789400	DW	EET SAV	07/21/23 10:52
Total/NA	Analysis	7470A		1	789621	BJB	EET SAV	07/21/23 16:59

Client Sample ID: AF68724
Date Collected: 07/17/23 13:05
Date Received: 07/20/23 09:45

Lab Sample ID: 680-237959-13
Matrix: Water

Prep Type	Batch Type	Batch Method	Run	Dilution Factor	Batch Number	Analyst	Lab	Prepared or Analyzed
Total/NA	Prep	7470A			789400	DW	EET SAV	07/21/23 10:52
Total/NA	Analysis	7470A		1	789621	BJB	EET SAV	07/21/23 17:00

Client Sample ID: AF68746
Date Collected: 07/17/23 14:24
Date Received: 07/20/23 09:45

Lab Sample ID: 680-237959-14
Matrix: Water

Prep Type	Batch Type	Batch Method	Run	Dilution Factor	Batch Number	Analyst	Lab	Prepared or Analyzed
Total/NA	Prep	7470A			789957	DW	EET SAV	07/25/23 12:25
Total/NA	Analysis	7470A		1	790193	BJB	EET SAV	07/26/23 10:29
Total/NA	Prep	7470A			791340	DW	EET SAV	08/02/23 10:19
Total/NA	Analysis	7470A		1	791612	BJB	EET SAV	08/03/23 10:19

Client Sample ID: AF68726
Date Collected: 07/13/23 14:16
Date Received: 07/20/23 09:45

Lab Sample ID: 680-237959-15
Matrix: Water

Prep Type	Batch Type	Batch Method	Run	Dilution Factor	Batch Number	Analyst	Lab	Prepared or Analyzed
Total/NA	Prep	7470A			789960	DW	EET SAV	07/25/23 12:39
Total/NA	Analysis	7470A		1	790193	BJB	EET SAV	07/26/23 10:37
Total/NA	Prep	7470A			791340	DW	EET SAV	08/02/23 10:19
Total/NA	Analysis	7470A		1	791612	BJB	EET SAV	08/03/23 10:20

Client Sample ID: AF68725
Date Collected: 07/13/23 14:21
Date Received: 07/20/23 09:45

Lab Sample ID: 680-237959-16
Matrix: Water

Prep Type	Batch Type	Batch Method	Run	Dilution Factor	Batch Number	Analyst	Lab	Prepared or Analyzed
Total/NA	Prep	7470A			789960	DW	EET SAV	07/25/23 12:39
Total/NA	Analysis	7470A		1	790193	BJB	EET SAV	07/26/23 10:45

Client Sample ID: AF68730
Date Collected: 07/13/23 10:01
Date Received: 07/20/23 09:45

Lab Sample ID: 680-237959-17
Matrix: Water

Prep Type	Batch Type	Batch Method	Run	Dilution Factor	Batch Number	Analyst	Lab	Prepared or Analyzed
Total/NA	Prep	7470A			789960	DW	EET SAV	07/25/23 12:39
Total/NA	Analysis	7470A		1	790193	BJB	EET SAV	07/26/23 10:46

Client Sample ID: AF68729
Date Collected: 07/13/23 11:24
Date Received: 07/20/23 09:45

Lab Sample ID: 680-237959-18
Matrix: Water

Prep Type	Batch Type	Batch Method	Run	Dilution Factor	Batch Number	Analyst	Lab	Prepared or Analyzed
Total/NA	Prep	7470A			789960	DW	EET SAV	07/25/23 12:39
Total/NA	Analysis	7470A		1	790193	BJB	EET SAV	07/26/23 10:48

Lab Chronicle

Client: South Carolina Public Service Authority
Project/Site: 125915/JM02-08-G01.1/36500

Job ID: 680-237959-1

Client Sample ID: AF68728
Date Collected: 07/13/23 13:32
Date Received: 07/20/23 09:45

Lab Sample ID: 680-237959-19
Matrix: Water

Prep Type	Batch Type	Batch Method	Run	Dilution Factor	Batch Number	Analyst	Lab	Prepared or Analyzed
Total/NA	Prep	7470A			789960	DW	EET SAV	07/25/23 12:39
Total/NA	Analysis	7470A		1	790193	BJB	EET SAV	07/26/23 10:49

Client Sample ID: AF68751
Date Collected: 07/10/23 10:00
Date Received: 07/20/23 09:45

Lab Sample ID: 680-237959-20
Matrix: Water

Prep Type	Batch Type	Batch Method	Run	Dilution Factor	Batch Number	Analyst	Lab	Prepared or Analyzed
Total/NA	Prep	7470A			789960	DW	EET SAV	07/25/23 12:39
Total/NA	Analysis	7470A		1	790193	BJB	EET SAV	07/26/23 10:51

Client Sample ID: AF68750
Date Collected: 07/10/23 11:18
Date Received: 07/20/23 09:45

Lab Sample ID: 680-237959-21
Matrix: Water

Prep Type	Batch Type	Batch Method	Run	Dilution Factor	Batch Number	Analyst	Lab	Prepared or Analyzed
Total/NA	Prep	7470A			789960	DW	EET SAV	07/25/23 12:39
Total/NA	Analysis	7470A		1	790193	BJB	EET SAV	07/26/23 10:52

Client Sample ID: AF68755
Date Collected: 07/10/23 12:59
Date Received: 07/20/23 09:45

Lab Sample ID: 680-237959-22
Matrix: Water

Prep Type	Batch Type	Batch Method	Run	Dilution Factor	Batch Number	Analyst	Lab	Prepared or Analyzed
Total/NA	Prep	7470A			789960	DW	EET SAV	07/25/23 12:39
Total/NA	Analysis	7470A		1	790193	BJB	EET SAV	07/26/23 10:54

Client Sample ID: AF68733
Date Collected: 07/10/23 14:10
Date Received: 07/20/23 09:45

Lab Sample ID: 680-237959-23
Matrix: Water

Prep Type	Batch Type	Batch Method	Run	Dilution Factor	Batch Number	Analyst	Lab	Prepared or Analyzed
Total/NA	Prep	7470A			789960	DW	EET SAV	07/25/23 12:39
Total/NA	Analysis	7470A		1	790193	BJB	EET SAV	07/26/23 10:55

Client Sample ID: AF68734
Date Collected: 07/10/23 14:15
Date Received: 07/20/23 09:45

Lab Sample ID: 680-237959-24
Matrix: Water

Prep Type	Batch Type	Batch Method	Run	Dilution Factor	Batch Number	Analyst	Lab	Prepared or Analyzed
Total/NA	Prep	7470A			789960	DW	EET SAV	07/25/23 12:39
Total/NA	Analysis	7470A		1	790193	BJB	EET SAV	07/26/23 10:57

Lab Chronicle

Client: South Carolina Public Service Authority
Project/Site: 125915/JM02-08-G01.1/36500

Job ID: 680-237959-1

Client Sample ID: AF68757

Date Collected: 07/11/23 09:51
Date Received: 07/20/23 09:45

Lab Sample ID: 680-237959-25

Matrix: Water

Prep Type	Batch Type	Batch Method	Run	Dilution Factor	Batch Number	Analyst	Lab	Prepared or Analyzed
Total/NA	Prep	7470A			789960	DW	EET SAV	07/25/23 12:39
Total/NA	Analysis	7470A		1	790193	BJB	EET SAV	07/26/23 11:02

Client Sample ID: AF68749

Date Collected: 07/11/23 10:52
Date Received: 07/20/23 09:45

Lab Sample ID: 680-237959-26

Matrix: Water

Prep Type	Batch Type	Batch Method	Run	Dilution Factor	Batch Number	Analyst	Lab	Prepared or Analyzed
Total/NA	Prep	7470A			789960	DW	EET SAV	07/25/23 12:39
Total/NA	Analysis	7470A		1	790193	BJB	EET SAV	07/26/23 11:03

Laboratory References:

EET SAV = Eurofins Savannah, 5102 LaRoche Avenue, Savannah, GA 31404, TEL (912)354-7858

Contract Lab Info. TA-SAV Contract Lab Due Date (Lab Only). 7 / 31 / 23 Send report to lcwillia@santeecooper.com & sjbrown@santeecooper.com

Chain of Custody

santee cooper
Santee Cooper
One Riverwood Drive
Moncks Corner, SC 29461
Phone: (843)761-8000 Ext. 5148
Fax: (843)761-4175

Customer Email/Report Recipient: LCWILLIA @santeecooper.com

Date Results Needed by: ___/___/___

Project/Task/Unit #: 125915 / JM02.09.G01.1 / 36500

Rerun request for any flagged QC (Yes) No

Analysis Group

Labworks ID # (Internal use only)	Sample Location/ Description	Collection Date	Collection Time	Sample Collector	Total # of containers	Bottle type: (Glass-G/Plastic-P)	Grab (G) or Composite (C)	Matrix(see below)	Preservative (see below)	Comments • Method # • Reporting limit • Misc. sample info • Any other notes	Hg
AF68738	WAP-21	7/12/23	1228	WJK ML	1	P	G	GW	2	7470 RL- 0.2 ug/L	X
AF68732	WAP-16	〃	1432	〃	〃	〃	〃	〃	〃		〃
AF68740	WAP-23	〃	1101	〃	〃	〃	〃	〃	〃		〃
AF68743	WAP-26	〃	1323	〃	〃	〃	〃	〃	〃		〃
AF68744	WAP-26 DUP	〃	1328	〃	〃	〃	〃	〃	〃		〃
AF68745	WAP-27	7/11/23	1521	〃	〃	〃	〃	〃	〃		〃
AF68741	WAP-24	〃	1251	〃	〃	〃	〃	〃	〃		〃
AF68725	WAP-13	7/18/23	1149	〃	〃	〃	〃	〃	〃		
AF68742	WAP-25	7/18/23	1453	〃	〃	〃	〃	〃	〃		

680-237959 Chain of Custody

Page 45 of 49

Relinquished by:	Employee#	Date	Time	Received by:	Employee #	Date	Time
[signature]	35594	7/19/23	1300	[signature]		7/20/23	0945
Relinquished by:	Employee#	Date	Time	Received by:	Employee #	Date	Time
Relinquished by:	Employee#	Date	Time	Received by:	Employee #	Date	Time

Sample Receiving (Internal Use Only)
TEMP (°C):_____ Initial:_____
Correct pH: Yes No
Preservative Lot#: 21.6/21.7
Date/Time/Init for preservative:

☐ **METALS (all)**

☐ Ag	☐ Cu	☐ Sb
☐ Al	☐ Fe	☐ Se
☐ As	☐ K	☐ Sn
☐ B	☐ Li	☐ Sr
☐ Ba	☐ Mg	☐ Ti
☐ Be	☐ Mn	☐ Tl
☐ Ca	☐ Mo	☐ V
☐ Cd	☐ Na	☐ Zn
☐ Co	☐ Ni	☐ Hg
☐ Cr	☐ Pb	☐ CrVI

Nutrients
☐ TOC
☐ DOC
☐ TP/TPO4
☐ NH3-N
☐ F
☐ Cl
☐ NO2
☐ Br
☐ NO3
☐ SO4

MISC.
☐ BTEX
☐ Naphthalene
☐ THM/HAA
☐ VOC
☐ Oil & Grease
☐ E. Coli
☐ Total Coliform
☐ pH
☐ Dissolved As
☐ Dissolved Fe
☐ Rad 226
☐ Rad 228
☐ PCB

Gypsum
☐ Wallboard Gypsum(all below)
☐ AIM
☐ TOC
☐ Total metals
☐ Soluble Metals
☐ Purity (CaSO4)
☐ % Moisture
☐ Sulfites
☐ pH
☐ Chlorides
☐ Particle Size
☐ Sulfur

Coal
☐ Ultimate
☐ % Moisture
☐ Ash
☐ Sulfur
☐ BTUs
☐ Volatile Matter
☐ CHN
Other Tests:
☐ XRF Scan
☐ HGI
☐ Fineness
☐ Particulate Matter

Flyash
☐ Ammonia
☐ LOI
☐ % Carbon
☐ Mineral Analysis
☐ Sieve
☐ % Moisture

NPDES
☐ Oil & Grease
☐ As
☐ TSS

Oil
☐ Trans. Oil Qual.
☐ %Moisture
☐ Color
☐ Acidity
☐ Dielectric Strength
☐ IFT
☐ Dissolved Gases
☐ Used Oil
☐ Flashpoint
☐ Metals in oil (As,Cd,Cr,Ni,Pb, Hg)
☐ TX
☐ GOFER

8/3/2023 (Rev. 1)

Matrix codes: GW-groundwater, DW-drinking water, SW-surface water, WW-waste water, BW-boiler water, L-limestone, Oil-oil, S-Soil, SL-solid, C-coal, G-gypsum, FA-flyash, BA-bottom ash, M-misc (describe in comment section)
Preservative code- 1=<4°C 2=HNO_3 3=H_2SO_4 4-HCl 5=$Na_2S_2O_3$ 6-Other (Specify)

Contract Lab Info. TA-SAV Contract Lab Due Date (Lab Only). 7 / 31 / 23 Send report to lcwillia@santeecooper.com & sjbrown@santeecooper.com

Chain of Custody

santee cooper
Santee Cooper
One Riverwood Drive
Moncks Corner, SC 29461
Phone: (843)761-8000 Ext. 5148
Fax: (843)761-4175

Customer Email/Report Recipient: LCWILLIA @santeecooper.com

Date Results Needed by: ___/___/___

Project/Task/Unit #: 125915 / JM02.09-G01.1 / 36500

Rerun request for any flagged QC (Yes) No

Analysis Group

Labworks ID # (Internal use only)	Sample Location/ Description	Collection Date	Collection Time	Sample Collector	Total # of containers	Bottle type: (Glass-G/Plastic-P)	Grab (G) or Composite (C)	Matrix(see below)	Preservative (see below)	Comments • Method # • Reporting limit • Misc. sample info • Any other notes	Hg			
AF68747	WAP-29	7/17/23	1008	WJK ML	1	P	G	GW	2	7470 RL=0.2 ug/L	x			
AF68731	WAP-15	"	1115	"	"	"	"	"	"		"			
AF68723	WAP-12	"	1300	"	"	"	"	"	"		"			
AF68724	WAP-12 DUP	"	1305	"	"	"	"	"	"		"			
AF68746	WAP-28	"	1424	"	"	"	"	"	"		"			
AF68726	WAP-14	7/18/23	1416	"	"	"	"	"	"		"			
AF68725	WAP-14 DUP	"	1421	"	"	"	"	"	"		"			
AF68730	WAP-14C	"	1001	"	"	"	"	"	"		"			
AF68729	WAP-14B	"	1124	"	"	"	"	"	"		"			
AF68728	WAP-14A	"	1332	"	"	"	"	"	"		"			

Relinquished by:	Employee#	Date	Time	Received by:	Employee #	Date	Time
BJ Brown	35594	7/19/23	1300			7/20/23	0945
Relinquished by:	Employee#	Date	Time	Received by:	Employee #	Date	Time
Relinquished by:	Employee#	Date	Time	Received by:	Employee #	Date	Time

Sample Receiving (Internal Use Only)
TEMP (°C):_____ Initial:_____
Correct pH: Yes No
Preservative Lot#: 21-6/21-7
Date/Time/Init for preservative:

☐ METALS (all)

☐ Ag	☐ Cu	☐ Sb
☐ Al	☐ Fe	☐ Se
☐ As	☐ K	☐ Sn
☐ B	☐ Li	☐ Sr
☐ Ba	☐ Mg	☐ Ti
☐ Be	☐ Mn	☐ Tl
☐ Ca	☐ Mo	☐ V
☐ Cd	☐ Na	☐ Zn
☐ Co	☐ Ni	☐ Hg
☐ Cr	☐ Pb	☐ CrVI

Nutrients
☐ TOC
☐ DOC
☐ TP/TPO4
☐ NH3-N
☐ F
☐ Cl
☐ NO2
☐ Br
☐ NO3
☐ SO4

MISC.
☐ BTEX
☐ Naphthalene
☐ THM/HAA
☐ VOC
☐ Oil & Grease
☐ E. Coli
☐ Total Coliform
☐ pH
☐ Dissolved As
☐ Dissolved Fe
☐ Rad 226
☐ Rad 228
☐ PCB

Gypsum
☐ Wallboard Gypsum(all below)
☐ AIM
☐ TOC
☐ Total metals
☐ Soluble Metals
☐ Purity ($CaSO_4$)
☐ % Moisture
☐ Sulfites
☐ pH
☐ Chlorides
☐ Particle Size
☐ Sulfur

Coal
☐ Ultimate
☐ % Moisture
☐ Ash
☐ Sulfur
☐ BTUs
☐ Volatile Matter
☐ CHN
Other Tests:
☐ XRF Scan
☐ HGI
☐ Fineness
☐ Particulate Matter

Flyash
☐ Ammonia
☐ LOI
☐ % Carbon
☐ Mineral Analysis
☐ Sieve
☐ % Moisture

NPDES
☐ Oil & Grease
☐ As
☐ TSS

Oil
☐ Trans. Oil Qual.
☐ %Moisture
☐ Color
☐ Acidity
☐ Dielectric Strength
☐ IFT
☐ Dissolved Gases
☐ Used Oil
☐ Flashpoint
☐ Metals in oil (As,Cd,Cr,Ni,Pb Hg)
☐ TN
☐ GOFER

Matrix codes: GW-groundwater, DW-drinking water, SW-surface water, WW-waste water, BW-boiler water, L-limestone, Oil-oil, S-Soil, SL-solid, C-coal, G-gypsum, FA-flyash, BA-bottom ash, M-misc (describe in comment section)
Preservative code- 1=<4°C 2=HNO_3 3=H_2SO_4 4-HCl 5=$Na_2S_2O_3$ 6-Other (Specify)

8/3/2023 (Rev. 1)

Contract Lab Info. TA-SAV Contract Lab Due Date (Lab Only) 7 / 31 / 23 Send report to lcwillia@santeecooper.com & sjbrown@santeecooper.com

Chain of Custody

santee cooper
Santee Cooper
One Riverwood Drive
Moncks Corner, SC 29461
Phone: (843)761-8000 Ext. 5148
Fax. (843)761-4175

Customer Email/Report Recipient: LCWILLIA @santeecooper.com

Date Results Needed by: ___/___/___

Project/Task/Unit #: 125915 / JM02.08-GOL.1 / 36500

Rerun request for any flagged QC (Yes) No

Analysis Group

Labworks ID # (Internal use only)	Sample Location/ Description	Collection Date	Collection Time	Sample Collector	Total # of containers	Bottle type: (Glass-G/Plastic-P)	Grab (G) or Composite (C)	Matrix(see below)	Preservative (see below)	Comments • Method # • Reporting limit • Misc. sample info • Any other notes	Hg
AF68751	WLF-A1-2	7/10/23	1000	WJK ML	1	P	G	GW	2	7470 RL= 0.2 ug/L	X
AF68750	WLF-A1-2	"	1118	"	"	"	"	"	"		"
AF68755	WLF-A1-5	"	1259	"	"	"	"	"	"		"
AF68733	WAP-17	"	1410	"	"	"	"	"	"		"
AF68734	WAP-17 DUP	"	1415	"	"	"	"	"	"		"
AF68757	WLF-A2-2	7/11/23	0951	"	"	"	"	"	"		"
AF68749	WBW-A1-1	"	1052	"	"	"	"	"	"		"

Relinquished by:	Employee#	Date	Time	Received by:	Employee #	Date	Time
SJBrown	35594	7/19/23	1300			7/20/23	0945
Relinquished by:	Employee#	Date	Time	Received by:	Employee #	Date	Time
Relinquished by:	Employee#	Date	Time	Received by:	Employee #	Date	Time

Sample Receiving (Internal Use Only)
TEMP (°C):_____ Initial:_____
Correct pH: Yes No
Preservative Lot#: 21.6/21.7
Date/Time/Init for preservative:

☐ METALS (all)

☐ Ag	☐ Cu	☐ Sb
☐ Al	☐ Fe	☐ Se
☐ As	☐ K	☐ Sn
☐ B	☐ Li	☐ Sr
☐ Ba	☐ Mg	☐ Ti
☐ Be	☐ Mn	☐ Tl
☐ Ca	☐ Mo	☐ V
☐ Cd	☐ Na	☐ Zn
☐ Co	☐ Ni	☐ Hg
☐ Cr	☐ Pb	☐ CrVI

Nutrients
☐ TOC
☐ DOC
☐ TP/TPO4
☐ NH3-N
☐ F
☐ Cl
☐ NO2
☐ Br
☐ NO3
☐ SO4

MISC.
☐ BTEX
☐ Naphthalene
☐ THM/HAA
☐ VOC
☐ Oil & Grease
☐ E. Coli
☐ Total Coliform
☐ pH
☐ Dissolved As
☐ Dissolved Fe
☐ Rad 226
☐ Rad 228
☐ PCB

Gypsum
☐ Wallboard Gypsum(all below)
☐ AIM
☐ TOC
☐ Total metals
☐ Soluble Metals
☐ Purity (CaSO4)
☐ % Moisture
☐ Sulfites
☐ pH
☐ Chlorides
☐ Particle Size
☐ Sulfur

Coal
☐ Ultimate
☐ % Moisture
☐ Ash
☐ Sulfur
☐ BTUs
☐ Volatile Matter
☐ CHN
Other Tests:
☐ XRF Scan
☐ HGI
☐ Fineness
☐ Particulate Matter

Flyash
☐ Ammonia
☐ LOI
☐ % Carbon
☐ Mineral Analysis
☐ Sieve
☐ % Moisture

NPDES
☐ Oil & Grease
☐ As
☐ TSS

Oil
☐ Trans. Oil Qual.
☐ %Moisture
☐ Color
☐ Acidity
☐ Dielectric Strength
☐ IFT
☐ Dissolved Gases
☐ Used Oil
☐ Flashpoint
☐ Metals in oil (As,Cd,Cr,Ni,Pb Hg)
☐ TX
☐ COFER

Matrix codes: GW-groundwater, DW-drinking water, SW-surface water, WW-waste water, BW-boiler water, L-limestone, Oil-oil, S-Soil, SL-solid, C-coal, G-gypsum, FA-flyash, BA-bottom ash, M-misc (describe in comment section)
Preservative code- 1=<4°C 2=HNO_3 3=H_2SO_4 4-HCl 5=$Na_2S_2O_3$ 6-Other (Specify)

Login Sample Receipt Checklist

Client: South Carolina Public Service Authority

Job Number: 680-237959-1

Login Number: 237959
List Number: 1
Creator: Johnson, Corey M

List Source: Eurofins Savannah

Question	Answer	Comment
Radioactivity wasn't checked or is </= background as measured by a survey meter.	N/A	
The cooler's custody seal, if present, is intact.	True	
Sample custody seals, if present, are intact.	True	
The cooler or samples do not appear to have been compromised or tampered with.	True	
Samples were received on ice.	True	
Cooler Temperature is acceptable.	True	
Cooler Temperature is recorded.	True	
COC is present.	True	
COC is filled out in ink and legible.	True	
COC is filled out with all pertinent information.	True	
Is the Field Sampler's name present on COC?	True	
There are no discrepancies between the containers received and the COC.	True	
Samples are received within Holding Time (excluding tests with immediate HTs)	True	
Sample containers have legible labels.	True	
Containers are not broken or leaking.	True	
Sample collection date/times are provided.	True	
Appropriate sample containers are used.	True	
Sample bottles are completely filled.	True	
Sample Preservation Verified.	N/A	
There is sufficient vol. for all requested analyses, incl. any requested MS/MSDs	True	
Containers requiring zero headspace have no headspace or bubble is <6mm (1/4").	N/A	
Multiphasic samples are not present.	True	
Samples do not require splitting or compositing.	True	
Residual Chlorine Checked.	N/A	

Accreditation/Certification Summary

Client: South Carolina Public Service Authority
Job ID: 680-237959-1
Project/Site: 125915/JM02-08-G01.1/36500

Laboratory: Eurofins Savannah

The accreditations/certifications listed below are applicable to this report.

Authority	Program	Identification Number	Expiration Date
South Carolina	State	98001	06-30-23 *

* Accreditation/Certification renewal pending - accreditation/certification considered valid.

Field Data Sheets

(Note: color coding is to assist with stabilization of the field parameters prior to sample collection)

Winyah Generating Station
CCR Groundwater Monitoring Wells

Well ID	TOC Elevation (feet)	GW Depth (feet)	Screen Intervals (ft, bgs)	Sample Date	Sample Time	Total Well Depth
WAP - 1	29.44	6.36	4- 24	2/14/2023	1233	25.17

Drawdown: 6.44 depth to GW (ft)

Ferric Iron: 2.83 mg/L

Ferrous Iron: 2.71 mg/L

Time	Temp round 1 (celcius)	pH round 1 (units)	Eh ORP (mV)	Spec Cond round 1 (uS/cm)	Turbidity (NTU)	Dissolved Oxygen (ppm)
1159	24.37	4.31	114	173	0	3.36
1204	20.78	4.08	108	153	0	1.2
1209	20.97	4.17	94	146	0	1.08
1214	20.99	4.23	84	143	0	0.88
1219	21.08	4.23	79	141	0	0.83
1224	21.14	4.31	71	139	0	0.81
1227	21.06	4.41	64	138	0	0.78
1230	20.95	4.38	64	137	0	0.75
1233	21.01	4.43	60	136	0	0.72

Comments/Conditions:

Samples were collected by Zach McHenry and Marvin Lewis

Winyah Generating Station
CCR Groundwater Monitoring Wells

Well ID	TOC Elevation (feet)	GW Depth (feet)	Screen Intervals (ft, bgs)	Sample Date	Sample Time	Total Well Depth
WBW - 1	31.97	9.04	7- 17	2/14/2023	1351	19.81

Drawdown: 9.09 depth to GW (ft)
Ferric Iron: 0.63 mg/L
Ferrous Iron: 0.09 mg/L

Time	Temp round 1 (celcius)	pH round 1 (units)	Eh ORP (mV)	Spec Cond round 1 (uS/cm)	Turbidity (NTU)	Dissolved Oxygen (ppm)
1314	22	4.46	111	56	37.2	4.97
1319	20.8	4.08	138	57	26.6	3.91
1324	20.45	3.96	151	57	28.3	3.78
1329	20.45	3.96	155	57	32.1	3.61
1334	20.35	3.97	161	56	25.2	3.39
1339	20.31	3.95	167	57	13.6	3.4
1342	20.26	3.96	170	57	15.8	3.4
1345	20.23	3.95	173	56	13.1	3.46
1348	20.16	3.96	176	56	14.2	3.42
1351	20.07	3.92	181	56	16.5	3.48

Comments/Conditions:

Samples were collected by Zach McHenry and Marvin Lewis

Winyah Generating Station
CCR Groundwater Monitoring Wells

Well ID	TOC Elevation (feet)	GW Depth (feet)	Screen Intervals (ft, bgs)	Sample Date	Sample Time	Total Well Depth
WAP - 2	23.69	8.62	4- 24	2/15/2023	1136	26.96

Drawdown: 8.79 depth to GW (ft)

Ferric Iron: +++ mg/L

Ferrous Iron: +++ mg/L

Time	Temp round 1 (celcius)	pH round 1 (units)	Eh ORP (mV)	Spec Cond round 1 (uS/cm)	Turbidity (NTU)	Dissolved Oxygen (ppm)
1050	19.75	5.77	130	2510	270	2.43
1055	20.19	5.77	112	2390	124	1.57
1100	20.19	5.81	108	2370	42.9	1.27
1105	20.29	5.83	109	2360	37.3	1.12
1110	20.4	5.83	111	2350	35.2	1.07
1115	20.46	5.84	112	2340	29.3	1
1118	20.52	5.84	113	2340	28.5	0.96
1121	20.51	5.84	113	2340	24.1	0.95
1124	20.56	5.85	114	2340	20.1	0.94
1127	20.62	5.84	114	2340	20.7	0.95
1130	20.6	5.85	114	2340	16.1	0.94
1133	20.62	5.85	115	2340	16.1	0.95
1136	20.65	5.86	115	2340	16.6	0.94

Comments/Conditions:

Samples were collected by Zach McHenry and Marvin Lewis

Winyah Generating Station
CCR Groundwater Monitoring Wells

Well ID	TOC Elevation (feet)	GW Depth (feet)	Screen Intervals (ft, bgs)	Sample Date .	Sample Time	Total Well Depth
WAP - 3	19.43	6.79	4- 24	2/15/2023	1321	24.94

Drawdown: 7.03 depth to GW (ft)
Ferric Iron: +++ mg/L
Ferrous Iron: +++ mg/L

Time	Temp round 1 (celcius)	pH round 1 (units)	Eh ORP (mV)	Spec Cond round 1 (uS/cm)	Turbidity (NTU)	Dissolved Oxygen (ppm)
1235	22.84	6.07	65	1040	800	2.5
1240	22.32	5.99	45	1140	800	1.1
1245	22.26	6.12	31	1130	800	0.88
1250	22.16	6.23	21	1180	748	0.8
1255	22.63	6.23	18	1180	581	0.78
1300	22.69	6.26	14	1190	502	0.69
1303	22.73	6.26	13	1180	470	0.68
1306	22.85	6.25	12	1180	434	0.68
1309	23.06	6.25	10	1170	351	0.64
1312	23.12	6.26	8	1170	337	0.62
1315	23.24	6.28	6	1170	299	0.62
1318	23.33	6.27	6	1160	288	0.62
1321	23.31	6.27	6	1170	273	0.61

Comments/Conditions:

Samples were collected by Zach McHenry and Marvin Lewis

Winyah Generating Station
CCR Groundwater Monitoring Wells

Well ID	TOC Elevation (feet)	GW Depth (feet)	Screen Intervals (ft, bgs)	Sample Date	Sample Time	Total Well Depth
WAP - 12	30.84	10.23	9- 19	3/9/2023	1029	21.81

Drawdown: 10.56 depth to GW (ft)
Ferric Iron: 1.35 mg/L
Ferrous Iron: 1.32 mg/L

Time	Temp round 1 (celcius)	pH round 1 (units)	Eh ORP (mV)	Spec Cond round 1 (uS/cm)	Turbidity (NTU)	Dissolved Oxygen (ppm)
916	19.71	4.93	237	325	54	3.5
921	19.43	4.79	264	320	43.2	1.52
926	19.42	4.68	274	303	40	1.5
931	19.59	4.55	274	300	27.6	1.29
936	19.73	4.51	270	302	21	1.23
941	19.87	4.52	264	309	16.5	1.14
944	20.04	4.49	254	320	17.1	1.04
947	20.12	4.5	243	388	13.6	0.99
950	20.21	4.53	231	465	8.6	0.95
953	20.26	4.55	212	499	5.9	0.91
956	20.34	4.56	200	560	4.6	0.9
959	20.5	4.57	184	624	1.5	0.88
1002	20.57	4.59	174	689	0	0.85
1005	20.64	4.6	165	723	0	0.8
1008	20.72	4.64	156	754	0	0.79
1011	20.8	4.64	145	784	0	0.75
1014	20.98	4.68	137	820	0	0.74
1017	21	4.7	130	884	0	0.72
1020	21.04	4.71	126	932	0	0.69
1023	21.14	4.7	125	975	0	0.68
1026	21.3	4.74	123	1000	0	0.65
1029	21.25	4.75	123	1030	0	0.64

Comments/Conditions:
DUP at 1034

Samples were collected by Zach McHenry and Marvin Lewis

Winyah Generating Station

Well ID	TOC Elevation (feet)	GW Depth (feet)	Screen Intervals (ft, bgs)	Sample Date	Sample Time	Total Well Depth
WAP - 13	21.97	7.08	8- 18	3/8/2023	1338	21.64

Drawdown: 8.16 depth to GW (ft)

Ferric Iron: +++ mg/L

Ferrous Iron: +++ mg/L

Time	Temp round 1 (celcius)	pH round 1 (units)	Eh ORP (mV)	Spec Cond round 1 (uS/cm)	Turbidity (NTU)	Dissolved Oxygen (ppm)
1301	20.84	6.45	-83	2490	17.1	1.77
1306	20.25	6.45	-91	2510	7.1	1.09
1311	20.16	6.35	-85	2500	9.7	0.87
1316	20.18	6.32	-83	2500	11.1	0.86
1321	20.18	6.32	-82	2500	10.1	0.88
1326	20.05	6.33	-83	2510	11.3	0.71
1329	20.15	6.35	-85	2640	11.2	0.67
1332	20.13	6.38	-88	2870	11.7	0.68
1335	20.08	6.39	-89	2910	11.9	0.69
1338	20.09	6.39	-90	2930	11.9	0.68

Comments/Conditions:

Samples were collected by Zach McHenry and Marvin Lewis

Winyah Generating Station
CCR Groundwater Monitoring Wells

Well ID	TOC Elevation (feet)	GW Depth (feet)	Screen Intervals (ft, bgs)	Sample Date	Sample Time	Total Well Depth
WAP - 28	23.09	10.7	8'-18'	3/8/2023	1212	21.31

Drawdown: 10.83 depth to GW (ft)

Ferric Iron: +++ mg/L

Ferrous Iron: +++ mg/L

Time	Temp round 1 (celcius)	pH round 1 (units)	Eh ORP (mV)	Spec Cond round 1 (uS/cm)	Turbidity (NTU)	Dissolved Oxygen (ppm)
1135	20.02	4.28	158	1500	37.8	3.45
1140	19.92	4.23	191	1500	26.3	1.47
1145	20	4.26	197	1500	28.4	1.2
1150	20.12	4.27	196	1490	31.1	1.09
1155	20.46	4.32	192	1490	26.6	1.06
1200	20.67	4.39	189	1490	21.4	0.96
1203	20.69	4.49	183	1490	19.8	0.94
1206	20.69	4.64	175	1490	19.5	0.9
1209	20.63	4.63	176	1490	19.5	0.92
1212	20.49	4.62	177	1490	18.8	0.86

Comments/Conditions:

Samples were collected by Zach McHenry and Marvin Lewis

Winyah Generating Station
CCR Groundwater Monitoring Wells

Well ID	TOC Elevation (feet)	GW Depth (feet)	Screen Intervals (ft, bgs)	Sample Date	Sample Time	Total Well Depth
WAP - 28	23.09	10.71	8'-18'	4/10/2023	958	21.4

Drawdown: 10.84 depth to GW (ft)

Ferric Iron: +++ mg/L

Ferrous Iron: +++ mg/L

Time	Temp round 1 (celcius)	pH round 1 (units)	Eh ORP (mV)	Spec Cond round 1 (uS/cm)	Turbidity (NTU)	Dissolved Oxygen (ppm)
927	19.72	4.44	123	1090	0	1.76
932	19.59	4.48	151	1070	0	0.83
937	19.59	4.48	176	1070	0	0.6
942	19.7	4.46	186	1080	0	0.52
947	19.83	4.48	193	1070	0	0.49
952	19.9	4.47	198	1070	0	0.44
955	19.96	4.47	199	1070	0	0.43
958	20.04	4.5	198	1070	0	0.42

Comments/Conditions:

Samples were collected by Zach McHenry and Brad McCray

Winyah Generating Station
CCR Groundwater Monitoring Wells

Well ID	TOC Elevation (feet)	GW Depth (feet)	Screen Intervals (ft, bgs)	Sample Date	Sample Time	Total Well Depth
WAP - 1	29.44	6.93	4- 24	6/27/2023	1126	25.12

Drawdown: 7.03 depth to GW (ft)

Ferric Iron: 2.05 mg/L

Ferrous Iron: 2.05 mg/L

Time	Temp round 1 (celcius)	pH round 1 (units)	Eh ORP (mV)	Spec Cond round 1 (uS/cm)	Turbidity (NTU)	Dissolved Oxygen (ppm)
1053	30.75	4.35	185	103	4.3	1.62
1058	30.14	4.34	118	106	0	0.97
1103	29.81	4.41	93	104	0	0.87
1108	29.84	4.43	81	105	0	0.82
1113	29.98	4.45	71	104	0	0.78
1118	30.07	4.47	65	104	0	0.74
1123	30.26	4.5	59	104	0	0.72
1126	30.4	4.51	56	103	0.1	0.7

Comments/Conditions:

Samples were collected by Justin Kirk and Marvin Lewis

Winyah Generating Station
CCR Groundwater Monitoring Wells

Well ID	TOC Elevation (feet)	GW Depth (feet)	Screen Intervals (ft, bgs)	Sample Date	Sample Time	Total Well Depth
WBW - 1	31.97	9.13	7- 17	6/27/2023	1015	19.8

Drawdown:	9.25		depth to GW (ft)
Ferric Iron:	0.1	mg/L	
Ferrous Iron:	0.06	mg/L	

Time	Temp round 1 (celcius)	pH round 1 (units)	Eh ORP (mV)	Spec Cond round 1 (uS/cm)	Turbidity (NTU)	Dissolved Oxygen (ppm)
939	22.69	4.05	231	73	19.1	6.24
944	23.27	3.98	273	74	17.3	5.36
949	23.85	3.96	289	76	3.2	4.84
954	24.45	3.96	301	76	0	4.51
959	24.95	3.96	308	75	0	4.3
1004	25.49	3.96	315	75	0	4.13
1009	25.99	3.93	324	73	0	3.89
1012	26.26	3.93	328	74	0	3.78
1015	26.51	3.94	331	73	0	3.76

Comments/Conditions:

Samples were collected by Justin Kirk and Marvin Lewis

Winyah Generating Station
CCR Groundwater Monitoring Wells

Well ID	TOC Elevation (feet)	GW Depth (feet)	Screen Intervals (ft, bgs)	Sample Date	Sample Time	Total Well Depth
WAP - 2	23.69	9.01	4- 24	6/28/2023	1520	26.92

Drawdown: 9.27 depth to GW (ft)

Ferric Iron: +++ mg/L

Ferrous Iron: +++ mg/L

Time	Temp round 1 (celcius)	pH round 1 (units)	Eh ORP (mV)	Spec Cond round 1 (uS/cm)	Turbidity (NTU)	Dissolved Oxygen (ppm)
1500	28.98	6.29	-14	1520	498	1.02
1505	27.38	6.31	-25	1580	78.8	0.8
1510	27.42	6.32	-28	1590	58.4	0.74
1515	27.15	6.33	-29	1610	55.9	0.71
1520	27.68	6.33	-29	1600	51.3	0.7

Comments/Conditions:

Samples were collected by Justin Kirk and Marvin Lewis

Winyah Generating Station
CCR Groundwater Monitoring Wells

Well ID	TOC Elevation (feet)	GW Depth (feet)	Screen Intervals (ft, bgs)	Sample Date .	Sample Time	Total Well Depth
WAP - 3	19.43	8.26	4- 24	6/29/2023	1351	25.03

Drawdown: 8.57 depth to GW (ft)
Ferric Iron: +++ mg/L
Ferrous Iron: +++ mg/L

Time	Temp round 1 (celcius)	pH round 1 (units)	Eh ORP (mV)	Spec Cond round 1 (uS/cm)	Turbidity (NTU)	Dissolved Oxygen (ppm)
1309	28.2	5.98	-3	1040	40.3	1.11
1314	26.78	6.14	-21	1150	27.7	0.83
1319	26.48	6.24	-35	1380	71.5	0.77
1324	26.47	6.29	-41	1480	77.1	0.75
1329	26.6	6.31	-44	1540	70.9	0.74
1334	26.65	6.34	-46	1590	59.7	0.72
1339	26.8	6.35	-46	1600	42.3	0.7
1342	27.02	6.35	-45	1620	29.9	0.72
1345	26.98	6.36	-46	1620	24.6	0.71
1348	27.08	6.37	-46	1620	22.2	0.71
1351	26.83	6.35	-43	1620	20	0.71

Comments/Conditions:

Samples were collected by Justin Kirk and Marvin Lewis

Winyah Generating Station
CCR Groundwater Monitoring Wells

Well ID	TOC Elevation (feet)	GW Depth (feet)	Screen Intervals (ft, bgs)	Sample Date	Sample Time	Total Well Depth
WAP - 12	30.84	10.6	9- 19	7/17/2023	1300	21.81

Drawdown: 11.02 depth to GW (ft)
Ferric Iron: mg/L
Ferrous Iron: mg/L

Time	Temp round 1 (celcius)	pH round 1 (units)	Eh ORP (mV)	Spec Cond round 1 (uS/cm)	Turbidity (NTU)	Dissolved Oxygen (ppm)
1230	32.1	4.55	142	739	1.6	1.21
1235	32.06	4.54	138	814	7.3	0.95
1240	31.96	4.53	124	843	5.9	0.81
1245	32.42	4.51	115	912	2.1	0.76
1250	32.48	4.5	107	930	4.7	0.73
1255	32.5	4.49	103	953	0	0.71
1300	32.53	4.49	101	970	0	0.7

Comments/Conditions:
DUP at 1305

Samples were collected by Justin Kirk and Marvin Lewis

Winyah Generating Station

Well ID	TOC Elevation (feet)	GW Depth (feet)	Screen Intervals (ft, bgs)	Sample Date	Sample Time	Total Well Depth
WAP - 13	21.97	7.99	8- 18	7/18/2023	1149	21.62

Drawdown: 9.31 depth to GW (ft)

Ferric Iron: mg/L

Ferrous Iron: mg/L

Time	Temp round 1 (celcius)	pH round 1 (units)	Eh ORP (mV)	Spec Cond round 1 (uS/cm)	Turbidity (NTU)	Dissolved Oxygen (ppm)
1119	27.1	6.13	-48	1630	0	1.96
1124	25.83	6.14	-79	2150	0	1.03
1129	25.35	6.17	-91	2460	0	0.86
1134	25.16	6.28	-99	2650	0	0.79
1139	24.86	6.4	-101	2990	0	0.78
1144	24.9	6.44	-101	2990	0	0.75
1149	24.79	6.46	-101	3050	0	0.75

Comments/Conditions:

Samples were collected by Justin Kirk and Marvin Lewis

Winyah Generating Station
CCR Groundwater Monitoring Wells

Well ID	TOC Elevation (feet)	GW Depth (feet)	Screen Intervals (ft, bgs)	Sample Date	Sample Time	Total Well Depth
WAP - 28	23.09	11.29	8'-18'	7/17/2023	1424	21.33

Drawdown: 11.54 depth to GW (ft)

Ferric Iron: mg/L

Ferrous Iron: mg/L

Time	Temp round 1 (celcius)	pH round 1 (units)	Eh ORP (mV)	Spec Cond round 1 (uS/cm)	Turbidity (NTU)	Dissolved Oxygen (ppm)
1348	29.3	4.31	207	1320	0	1.19
1353	25.58	4.29	200	1420	0	0.97
1358	25.3	4.39	191	1430	0	0.49
1403	25.09	4.76	160	1450	0	0.85
1408	24.81	4.96	137	1480	0	0.81
1413	24.82	5.05	124	1490	0	0.78
1418	24.56	5.11	116	1500	2.4	0.77
1421	24.52	5.14	112	1510	0	0.76
1424	24.41	5.17	108	1520	0	0.75

Comments/Conditions:

Samples were collected by Justin Kirk and Marvin Lewis

Winyah Generating Station
CCR Groundwater Monitoring Wells

Well ID	TOC Elevation (feet)	GW Depth (feet)	Screen Intervals (ft, bgs)	Sample Date	Sample Time	Total Well Depth
WAP - 2	23.69	9.14	4- 24	8/24/2023	1202	26.92

Drawdown: 9.3 depth to GW (ft)

Ferric Iron: +++ mg/L

Ferrous Iron: +++ mg/L

Time	Temp round 1 (celcius)	pH round 1 (units)	Eh ORP (mV)	Spec Cond round 1 (uS/cm)	Turbidity (NTU)	Dissolved Oxygen (ppm)
1107	29.07	5.98	-31	1420	490	0.59
1112	29.06	6.02	-58	1490	173	0.49
1117	29.32	6.04	-64	1480	109	0.41
1122	29.4	6.06	-64	1490	72.2	0.36
1127	29.58	6.08	-65	1500	55.4	0.35
1132	29.89	6.09	-65	1510	42.8	0.32
1135	30.09	6.1	-64	1500	52.2	0.31
1138	30.22	6.11	-64	1500	36.3	0.29
1141	30.36	6.11	-64	1510	42.1	0.29
1144	30.56	6.12	-63	1510	29.3	0.29
1147	30.79	6.13	-64	1530	32.9	0.3
1150	31.11	6.13	-64	1540	41.2	0.31
1153	31.38	6.14	-63	1510	37.3	0.29
1156	31.62	6.15	-63	1500	22.6	0.28
1159	31.76	6.15	-62	1510	23	0.29
1202	31.91	6.15	-62	1520	24.1	0.29

Comments/Conditions:

Samples were collected by Zach McHenry and Brian Brase

Winyah Generating Station
CCR Groundwater Monitoring Wells

Well ID	TOC Elevation (feet)	GW Depth (feet)	Screen Intervals (ft, bgs)	Sample Date	Sample Time	Total Well Depth
WAP - 28	23.09	11.31	8'-18'	8/23/2023	1109	21.29

Drawdown: 11.52 depth to GW (ft)

Ferric Iron: +++ mg/L

Ferrous Iron: +++ mg/L

Time	Temp round 1 (celcius)	pH round 1 (units)	Eh ORP (mV)	Spec Cond round 1 (uS/cm)	Turbidity (NTU)	Dissolved Oxygen (ppm)
1014	25.19	4.19	141	950	20.4	1.5
1019	25.5	4.13	158	958	14.6	1.33
1024	25.47	4.13	167	1030	15.2	0.8
1029	25.39	4.08	172	1220	7.4	1.01
1034	25.5	4.1	171	1230	0.6	0.91
1039	25.1	4.15	168	1230	0	0.66
1042	25.02	4.21	163	1230	0.1	0.41
1045	24.99	4.33	154	1230	0	0.43
1048	25.03	4.45	146	1240	0	0.36
1051	25.11	4.59	137	1250	0	0.35
1054	25.26	4.68	128	1260	0.1	0.33
1057	25.39	4.75	122	1270	0.2	0.33
1100	25.52	4.79	117	1260	0.5	0.31
1103	25.42	4.83	113	1300	1	0.32
1106	25.4	4.88	108	1300	1.1	0.32
1109	25.35	4.89	105	1310	1	0.33

Comments/Conditions:

DUP @ 1114

Samples were collected by Zach McHenry and Brian Brase

Winyah Generating Station
CCR Groundwater Monitoring Wells

Well ID	TOC Elevation (feet)	GW Depth (feet)	Screen Intervals (ft, bgs)	Sample Date	Sample Time	Total Well Depth
WAP - 28	23.09	11.04	8'-18'	9/27/2023	1049	21.5

Drawdown: 11.19 depth to GW (ft)

Ferric Iron: +++ mg/L

Ferrous Iron: +++ mg/L

Time	Temp round 1 (celcius)	pH round 1 (units)	Eh ORP (mV)	Spec Cond round 1 (uS/cm)	Turbidity (NTU)	Dissolved Oxygen (ppm)
1000	23.34	4.07	182	952	3.3	0.89
1005	23.21	4	193	1190	22.8	0.84
1010	22.62	3.92	201	1240	24.6	0.59
1015	22.54	4	198	1250	26.8	0.54
1020	22.63	4.05	194	1250	25	0.47
1025	22.76	4.06	193	1240	20.8	0.49
1028	22.83	4.13	186	1240	19.8	0.43
1031	22.89	4.17	182	1250	19.4	0.41
1034	22.98	4.26	173	1240	19.2	0.39
1037	23.06	4.33	163	1250	17.6	0.38
1040	23.14	4.43	152	1260	17.9	0.37
1043	23.21	4.49	144	1260	18	0.37
1046	23.29	4.58	134	1260	17.3	0.38
1049	23.33	4.55	134	1260	16.4	0.4

Comments/Conditions:

DUP @ 1054

Samples were collected by Zach McHenry and Brian Brase

Winyah Generating Station
CCR Groundwater Monitoring Wells

Well ID	TOC Elevation (feet)	GW Depth (feet)	Screen Intervals (ft, bgs)	Sample Date	Sample Time	Total Well Depth
WAP - 28	23.09	11.35	8'-18'	12/11/2023	1024	21.39

Drawdown: 11.55 depth to GW (ft)

Ferric Iron: 2.97 mg/L

Ferrous Iron: +++ mg/L

Time	Temp round 1 (celcius)	pH round 1 (units)	Eh ORP (mV)	Spec Cond round 1 (uS/cm)	Turbidity (NTU)	Dissolved Oxygen (ppm)
956	20.57	4.5	107	1360	14.4	2.04
1001	20.4	4.6	97	1340	10.5	1.6
1006	20.37	4.63	98	1340	13.1	1.43
1011	20.54	4.7	89	1350	11.5	1.32
1016	20.54	4.83	96	1370	8.7	1.22
1021	20.7	4.93	101	1380	6.1	1.13
1024	20.7	4.96	106	1390	4.1	1.08

Comments/Conditions:

DUP @ 1029

Samples were collected by Zach McHenry and Marvin Lewis

Appendix C – Well Construction Records

Water Well Record
Bureau of Water
2600 Bull Street, Columbia, SC 29201-1708; (803) 898-4300

DHEC — PROMOTE PROTECT PROSPER

1. WELL OWNER INFORMATION:
Name: WINYAH GENERATING STATION SANTEE COOPER
(last) (first)
Address: 661 STEAM PLANT DR.
City: GEORGETOWN State: S.C. Zip: 29440
Telephone: Work: 843-761-8000 Home: 843-303-1639

2. LOCATION OF WELL: **COUNTY:** GEORGETOWN
Name: Santee Cooper - Winyah Generating Station
Street Address: 661 Steam Plant Dr.
City: Georgetown Zip: 29440
Latitude: Longitude:

3. PUBLIC SYSTEM NAME: WAP-2 **PUBLIC SYSTEM NUMBER:** WAP-2

4. ABANDONMENT: ☐ Yes ☒ No
Give Details Below
Grouted Depth: from _____ ft. to _____ ft.

Formation Description	*Thickness of Stratum	Depth to Bottom of Stratum
CLAY	0	8
SAND	8	20'
*Indicate Water Bearing Zones (Use a 2nd sheet if needed)		

5. REMARKS:
BENTONITE FROM 6' TO 8'.

6. TYPE: ☐ Mud Rotary ☐ Jetted ☒ Bored ☐ Dug ☐ Air Rotary ☐ Driven ☐ Cable tool ☐ Other

7. PERMIT NUMBER:

8. USE:
☐ Residential ☐ Public Supply ☐ Process
☐ Irrigation ☐ Air Conditioning ☐ Emergency
☐ Test Well ☒ Monitor Well ☐ Replacement

9. WELL DEPTH (completed) 20 ft. Date Started: 12-6-2023 Date Completed: 12-6-2023

10. CASING: ☒ Threaded ☐ Welded
Diam.: 2"
Type: ☒ PVC ☐ Galvanized ☐ Steel ☐ Other
0 in. to 10 ft. depth
_____ in. to _____ ft. depth
Height: Above/(Below)
Surface _____ ft.
Weight _____ lb./ft.
Drive Shoe? ☐ Yes ☒ No

11. SCREEN:
Type: PVC Diam.: 2"
Slot/Gauge: .010 Length: 10'
Set Between: 10 ft. and 20 ft.
_____ ft. and _____ ft.
NOTE: MULTIPLE SCREENS USE SECOND SHEET
Sieve Analysis ☐ Yes (please enclose) ☒ No

12. STATIC WATER LEVEL 6 ft. below land surface after 24 hours

13. PUMPING LEVEL Below Land Surface.
_____ ft. after _____ hrs. Pumping _____ G.P.M.
Pumping Test: ☐ Yes (please enclose) ☒ No
Yield: _____

14. WATER QUALITY
Chemical Analysis ☐ Yes ☒ No Bacterial Analysis ☐ Yes ☒ No
Please enclose lab results.

15. ARTIFICIAL FILTER (filter pack) ☒ Yes ☐ No
Installed from 8 ft. to 20 ft.
Effective size #2 Uniformity Coefficient SAND

16. WELL GROUTED? ☒ Yes ☐ No
☒ Neat Cement ☐ Bentonite ☐ Bentonite/Cement ☐ Other _____
Depth: From 0 ft. to 6 ft.

17. NEAREST SOURCE OF POSSIBLE CONTAMINATION: _____ ft. _____ direction
Type _____
Well Disinfected ☐ Yes ☒ No Type: _____ Amount: _____

18. PUMP: Date installed: _____ Not installed ☒
Mfr. Name: _____ Model No.: _____
H.P._____ Volts_____ Length of drop pipe_____ ft. Capacity ____ gpm
TYPE: ☐ Submersible ☐ Jet (shallow) ☐ Turbine ☐ Jet (deep) ☐ Reciprocating ☐ Centrifugal

19. WELL DRILLER: Rich Lemire **CERT. NO.:** 1423
Address: (Print)
SAEDACCO
9088 Northfield Drive
Fort Mill, SC 29707
Level: A (B) C D (circle one)
Telephone No.: (803)548-2180 Fax No.: (803)548-2181

20. WATER WELL DRILLER'S CERTIFICATION: This well was drilled under my direction and this report is true to the best of my knowledge and belief.

Signed: Rich Lemire Date: 12/9/2023
Well Driller

If D Level Driller, provide supervising driller's name:

DHEC 1903 (03/2004)

COPY 1 MAIL TO SCDHEC, COPY 2 TO WELL OWNER, COPY 3 TO WELL DRILLER

Water Well Record
Bureau of Water
2600 Bull Street, Columbia, SC 29201-1708; (803) 898-4300

DHEC — PROMOTE PROTECT PROSPER

1. WELL OWNER INFORMATION:
Name: WINYAH GENERATING STATION SANTEE COOPER
(last) (first)
Address: 661 STEAM PLANT DR.
City: GEORGETOWN State: S.C. Zip: 29440
Telephone: Work: 843-761-8000 Home: 843-303-1639

2. LOCATION OF WELL: **COUNTY:** GEORGETOWN
Name: Santee Cooper - Winyah Generating Station
Street Address: 661 Steam Plant Dr.
City: Georgetown Zip: 29440
Latitude: Longitude:

3. PUBLIC SYSTEM NAME: WAP-28 **PUBLIC SYSTEM NUMBER:** WAP-28

4. ABANDONMENT: ☐ Yes ☒ No
Give Details Below
Grouted Depth: from _____ ft. to _____ ft.

Formation Description	*Thickness of Stratum	Depth to Bottom of Stratum
CLAY	0	8
SAND	8	20'
*Indicate Water Bearing Zones (Use a 2nd sheet if needed)		

5. REMARKS:
BENTONITE FROM 6' TO 8'.

6. TYPE: ☐ Mud Rotary ☐ Jetted ☒ Bored ☐ Dug ☐ Air Rotary ☐ Driven ☐ Cable tool ☐ Other

7. PERMIT NUMBER:

8. USE:
☐ Residential ☐ Public Supply ☐ Process
☐ Irrigation ☐ Air Conditioning ☐ Emergency
☐ Test Well ☒ Monitor Well ☐ Replacement

9. WELL DEPTH (completed) 20 ft. Date Started: 12-6-2023 Date Completed: 12-6-2023

10. CASING: ☒ Threaded ☐ Welded
Diam.: 2"
Type: ☒ PVC ☐ Galvanized ☐ Steel ☐ Other
0 in. to 10 ft. depth
_____ in. to _____ ft. depth
Height: Above/(Below)
Surface _____ ft.
Weight _____ lb./ft.
Drive Shoe? ☐ Yes ☒ No

11. SCREEN:
Type: PVC Diam.: 2"
Slot/Gauge: .010 Length: 10'
Set Between: 10 ft. and 20 ft.
_____ ft. and _____ ft.
NOTE: MULTIPLE SCREENS USE SECOND SHEET
Sieve Analysis ☐ Yes (please enclose) ☒ No

12. STATIC WATER LEVEL 6 ft. below land surface after 24 hours

13. PUMPING LEVEL Below Land Surface.
_____ ft. after _____ hrs. Pumping _____ G.P.M.
Pumping Test: ☐ Yes (please enclose) ☒ No
Yield: _____

14. WATER QUALITY
Chemical Analysis ☐ Yes ☒ No Bacterial Analysis ☐ Yes ☒ No
Please enclose lab results.

15. ARTIFICIAL FILTER (filter pack) ☒ Yes ☐ No
Installed from 8 ft. to 20 ft.
Effective size #2 Uniformity Coefficient SAND

16. WELL GROUTED? ☒ Yes ☐ No
☒ Neat Cement ☐ Bentonite ☐ Bentonite/Cement ☐ Other _____
Depth: From 0 ft. to 6 ft.

17. NEAREST SOURCE OF POSSIBLE CONTAMINATION: _____ ft. _____ direction
Type _____
Well Disinfected ☐ Yes ☒ No Type: _____ Amount: _____

18. PUMP: Date installed: _____ Not installed ☒
Mfr. Name: _____ Model No.: _____
H.P._____ Volts_____ Length of drop pipe_____ ft. Capacity ____ gpm
TYPE: ☐ Submersible ☐ Jet (shallow) ☐ Turbine ☐ Jet (deep) ☐ Reciprocating ☐ Centrifugal

19. WELL DRILLER: Rich Lemire **CERT. NO.:** 1423
Address: (Print)
SAEDACCO
9088 Northfield Drive
Fort Mill, SC 29707
Level: A (B) C D (circle one)
Telephone No.: (803)548-2180 Fax No.: (803)548-2181

20. WATER WELL DRILLER'S CERTIFICATION: This well was drilled under my direction and this report is true to the best of my knowledge and belief.

Signed: Rich Lemire Date: 12/9/2023
Well Driller

If D Level Driller, provide supervising driller's name:

DHEC 1903 (03/2004)

COPY 1 MAIL TO SCDHEC, COPY 2 TO WELL OWNER, COPY 3 TO WELL DRILLER