

Light the Night

with Standard and
Decorative LED Fixtures





Technically Advanced Lighting Solutions With Timeless Values

Much of the charm of the South is found in its blend of classic architecture with a sense of security in neighborhood after neighborhood, city after city.

- Quiet neighborhoods where kids play outside after dark.
- A bustling business where workers stay late to wrap up last-minute details.
- Parking lots where shoppers leave belongings in cars.



Whether you're looking for the perfect luminaire to illuminate a walkway, searching for a lighting solution for an entire neighborhood, or even a sophisticated solution for a parking lot, when night falls, you depend on the safety, convenience and charm of outdoor lighting from Santee Cooper.

Safety, Security and Convenience

Our lighting solutions can be tailored to meet your individual needs. To choose the right light for your needs, consult the chart on the inside. All fixtures listed are LEDs that provide white light at a color temperature of 4000K. Higher wattage fixtures provide brighter light. Santee Cooper will install applicable brackets or poles complete with a photoelectrically-controlled fixture.



Residential and Business Lighting

Santee Cooper's outdoor lighting offers a number of fixture styles for both residential and commercial lighting. Simply select the style and wattage best suited for your needs, and leave everything else to us!

Santee Cooper also offers a free evaluation for residential developments, individual homes and businesses to help you decide which outdoor lighting fixture and illumination is best and where it should be placed on your property.


A Secure Feeling Is Just Our Style

With the security of outdoor lighting as a given, choosing the right style for your project may be the hardest decision. Santee Cooper offers a number of lighting choices in our Standard Lighting and our classically designed Heritage Collection.

The Heritage Collection

The charm and sophistication of this technically advanced lighting solution makes the Heritage Collection a popular choice for smaller areas that need to be illuminated.

The Heritage Collection's wide selection of luminaires and poles allows this distinctive collection to complement any development's master plan.








Standard LED Lighting - *Recommended Uses*

Lighting Application					
	Traditional	Area	Private	Roadway	Floodlight
Residential Security	■		■		
Streets	■			■	
Roadways		■		■	
Small Commercial Parking Lots	■	■		■	
Large Commercial Parking Lots		■		■	■
Auto Sales Lots		■		■	■
Commercial Security		■		■	■
Walkways	■				
Works with Overhead Electric Service			■	■	■
Works with Underground Electric Service	■	■	■	■	■
Decorative	■				

Heritage LED Collection - *Recommended Uses*

Lighting Application				
	Kingston	Lexington	Hampton	Teardrop
Residential Security				
Streets	■	■	■	■
Roadways				■
Small Commercial Parking Lots	■	■	■	■
Large Commercial Parking Lots				■
Auto Sales Lots				
Commercial Security				
Walkways	■	■	■	
Works with Overhead Electric Service				
Works with Underground Electric Service	■	■	■	■
Decorative	■	■	■	■

Standard LED Lighting





Fixture Type	Description	Wattage and Type	Lumens	Area of Illumination	Monthly Charge
	Traditional A 70W LED replacement for the 150W HPS Traditional fixture. Mounting height is 14' on a round, tapered, black fiberglass pole.	70W LED	5962	60' x 90'	\$9.16
	Area An LED replacement for the 150W-1000W shoebox fixtures. The 70W fixture has mounting heights of 16' or 25'. The 210W and 275W fixtures have mounting heights of 25' and 34'. All are mounted on either fiberglass or aluminum, round, tapered poles. Recommended for commercial use.	70W LED T3 SM 210W LED T3 MED 210W LED T5 MED 275W LED T3 LRG 275W LED T5 LRG	7,829 23,250 24,673 30,491 32,391	65' x 105' 105' x 170' 155' x 155' 135' x 215' 200' x 200'	\$8.06 \$14.41 \$14.41 \$17.00 \$17.00
	Private A 50W LED replacement for the standard dusk-to-dawn fixture. Mounting height is 25' on existing Santee Cooper poles or on a separately-installed wood pole. Recommended for use in residential areas. Provides best light distribution without the acrylic refractor.	50W LED T5	4,814	85' circle	\$6.44
	Roadway An LED replacement for 50W-400W HPS Roadway fixtures. Typically mounted on wood utility poles at 25', it can also be mounted on a 25' aluminum pole. The 210W fixture is not recommended for residential communities.	70W LED T2 SM 140W LED T2 MED 210W LED T3 LRG	8,090 15,685 23,250	65' x 150' 85' x 190' 105' x 170'	\$8.06 \$11.75 \$14.41
	Floodlight An LED replacement for 400W-1000W floodlights. Can be mounted on several types of Santee Cooper poles with mounting heights of 30'-35'. Recommended for commercial use only.	150W LED SM 300W LED LRG	18,800 38,700	105' x 120' 145 x 155'	\$14.21 \$18.55

Standard Poles and Prices (each per month)

Standard wood poles used for lighting are 30' (\$4.95) and 35' (\$5.68). Used with Private, Roadway or Floodlights. 25' aluminum satin finish pole, \$13.08. Used with Roadway for streets and parking lots. 35' aluminum bronze pole, \$22.39. Used with Shoebox and Floodlights for parking lots and other large area lighting. 20', 30' and 40' fiberglass bronze pole, \$6.32, \$14.27 and \$14.39 respectively. Used with Shoebox and Floodlights for streets and parking lots. 18' fiberglass black pole, \$6.12. Used with Traditional. Can also accommodate Heritage fixtures.

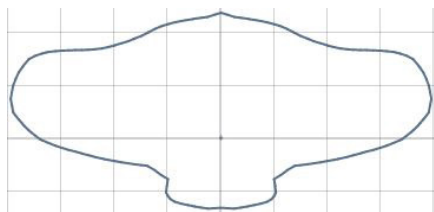
Prices may vary due to fuel adjustment and any applicable taxes. Prices indicated above are monthly costs including the approximate energy charge. Area of illumination refers to minimum level of approximately .25 foot-candle.

Heritage LED Collection

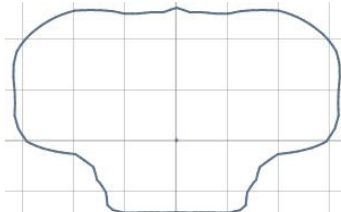
Fixture Type	Description	Wattage and Type	Lumens	Area of Illumination	Monthly Charge
	The Kingston Octagonal-style with a contemporary flare. Used for streetscapes, walkways, residential communities and retail store parking lots. Combine with a decorative 14' pole from the Heritage Collection.	100W LED T3	6,100	65' x 115'	\$19.71
	The Lexington The simple elegance of an acorn-style. Used for streetscapes, walkways, residential communities and retail store parking lots. Combine with a decorative 14' pole from the Heritage Collection.	80W LED T3	9,303	65 x 115'	\$13.82
	The Hampton Acorn-style with gold accessories. Used for streetscapes, walkways, residential communities and retail store parking lots. Combine with a decorative 14' pole from the Heritage Collection.	80W LED T3	8,353	65' x 115'	\$16.02
	The Teardrop Hanging-pendant style. Used for streetscapes and roadways in commercial and retail applications. Installed with a davit arm on either 20' or 25' decorative concrete pole.	175W LED T3	20,073	20' Pole - 95' x 155' 25' Pole - 100' x 175'	\$24.03

All decorative fixtures above can be installed on double brackets.

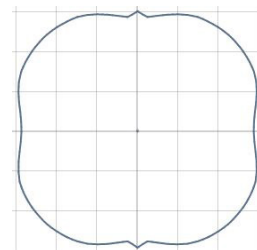
Light Distribution Types



T2



T3




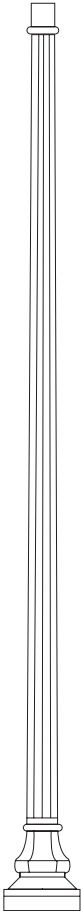


T4

Prices may vary due to fuel adjustment and any applicable taxes. Prices indicated above are monthly costs including the approximate energycharge. Area of illumination refers to minimum level of approximately .25 foot-candle.

The Heritage LED Collection

These classically-designed poles add beauty and distinction to any setting. With several styles and colors to choose from and various styles of brackets and luminaires, you can select the appropriate combination that suits your needs.

Low Country	Dunes	Atlantic	Long Bay*
Fluted or Smooth 14' fiberglass \$24.12 per month	Fluted or Smooth 14' fiberglass \$24.12 per month	Fluted or Smooth 14' fiberglass \$24.12 per month	Fluted** 20' and 25' concrete \$28.88 / \$33.64 per month
			

*These items are special order. Delivery lead times should be verified before ordering.

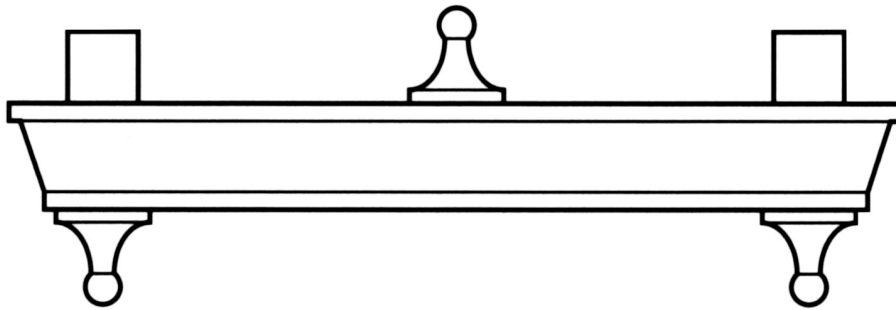
**This pole requires a concrete foundation to be provided by the customer. Santee Cooper will provide a foundation detail, the anchor bolts, and conduit stub-outs for construction.

Heritage Collection Bracket Styles

Create your own air of distinction by combining any one of these classically-designed brackets with the fluted or smooth pole of your choice and your favorite luminaires from the Heritage Collection. Sorry, Heritage Collection brackets will not accommodate any of the Standard Lighting luminaires.


Contemporary “C” Bracket

\$13.40



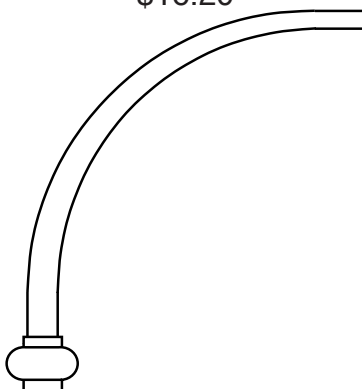
Classic Ornamental “CS” Bracket

\$10.48

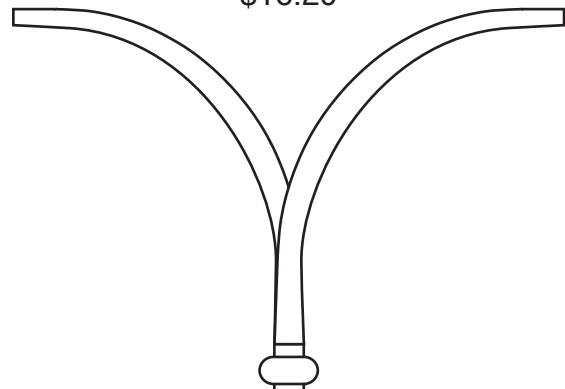


Davit Arm Bracket for Teardrop Fixture*

Single 4'6"
\$16.20



Double 4'6"
\$16.20



*These items are special order. Delivery lead times should be verified before ordering.



Enjoy The Benefits

- One low monthly fee that covers installation, maintenance and operating costs.
- A system that turns itself on at dusk and off at dawn, automatically!
- A safer, more attractive and comfortable environment.



Turn On The Lights

For more information on Santee Cooper's advanced lighting solutions, or to schedule a free evaluation for your project, call the Customer Service Contact Number or visit one of our Customer Service Offices listed on the following page.





Santee Cooper Customer Service Offices

Moncks Corner

One Riverwood Drive
Moncks Corner, SC 29461
843-761-4060

Myrtle Beach

1703 Oak Street
Myrtle Beach, SC 29577
843-448-2411

Customer Service Contact Number

1-800-804-7424

www.santeecooper.com